

WASHINGTON
REDSKINS



2005
MEDIA GUIDE

ESTABLISH YOUR GROUND GAME.



*FedEx Ground® offers reliable, day-definite ground delivery to any address in the continental U.S. No wonder the Washington Redskins count on us for their most important drives. **Go Air. Go Ground. Go Football.***

FedEx
Ground

FedEx is the Official Delivery Service of the Washington Redskins.



More publications available at:

www.retroseasons.com/library/

2005 Schedule

2005 Pre-Season

Saturday, August 6	@ Baltimore Ravens (scrimmage)	12:00 p.m.	
Saturday, August 13	@ Carolina Panthers	8:00 p.m.	CBS/Comcast SportsNet
Friday, August 19	Cincinnati Bengals	8:00 p.m.	CBS/Comcast SportsNet
Friday, August 26	Pittsburgh Steelers	8:00 p.m.	FOX
Thursday, September 1	@ Baltimore Ravens	8:00 p.m.	CBS/Comcast SportsNet

2005 Regular Season

Sunday, September 11	Chicago Bears	1:00 p.m.	FOX
Monday, September 19	@ Dallas Cowboys	9:00 p.m.	ABC
Sunday, September 25	OPEN DATE		
Sunday, October 2	Seattle Seahawks	1:00 p.m.	FOX
Sunday, October 9	@ Denver Broncos	4:15 p.m.	FOX
Sunday, October 16	@ Kansas City Chiefs	1:00 p.m.	FOX
Sunday, October 23	San Francisco 49ers	1:00 p.m.	FOX
Sunday, October 30	@ New York Giants	1:00 p.m.	FOX
Sunday, November 6	Philadelphia Eagles	8:30 p.m.	ESPN
Sunday, November 13	@ Tampa Bay Buccaneers	1:00 p.m.	FOX
Sunday, November 20	Oakland Raiders	1:00 p.m.	CBS
Sunday, November 27	San Diego Chargers	1:00 p.m.	CBS
Sunday, December 4	@ St. Louis Rams	4:05 p.m.	FOX
Sunday, December 11	@ Arizona Cardinals	4:05 p.m.	FOX
Sunday, December 18	Dallas Cowboys	1:00 p.m.	FOX
Saturday, December 24	New York Giants	1:00 p.m.	FOX
Sunday, January 1	@ Philadelphia Eagles	4:15 p.m.	FOX

Home Games in Bold -- All Times Eastern

2005 Post-Season

Saturday	January 7	Wild Card Weekend	ABC
Sunday	January 8	AFC/NFC Wild Card Playoffs	CBS and FOX
Saturday	January 14	AFC/NFC Divisional Playoffs	CBS and FOX
Sunday	January 16	AFC/NFC Divisional Playoffs	CBS and FOX
Sunday	January 22	AFC/NFC Conference Championships	CBS and FOX
Sunday	February 5	Super Bowl XXXIX <i>Ford Field, Detroit, Mich.</i>	ABC
Sunday	February 12	AFC-NFC Pro Bowl <i>Aloha Stadium, Honolulu, Hawaii</i>	ESPN



MEDIA GUIDE CREDITS

The Washington Redskins 2005 Media Guide is written and published by the Redskins Public Relations Department, and is provided to assist the media in their coverage of the team. Information contained herein was compiled by current and previous Redskins public relations staffs.

Editors: Patrick Wixted, William Norman and Shelby Morrison.

Editorial Assistance: Brian Hosmer, Karl Swanson, Gary Fitzgerald, Casey Husband, Kevin Eaton, and Courtney Smith. Special thanks to John Konoza for his assistance with the Records & History section. Research and statistical assistance also provided by Elias Sports Bureau and Total Football.

Photography: Don Wright, Mitchell Layton, Nate Fine, Bill Wood, and Jack Hutzman/MHConcepts.com, Greg Fiume, Mike Smith/Aerial Views and College SID's of the 2005 Draftees, MapleLeaf Productions, Ltd., Getty Images and the Pro Football Hall of Fame.

Graphic Design: John Reid, Redskins Art Director. Assistance provided by Ellen MacBrayne.

Printing: Kathy Coolidge
Chroma Graphics, Inc.
Upper Marlboro, MD

The 2005 Media Guide may be used for personal or editorial use only. Any commercial use of this information is prohibited without prior written consent of the Washington Redskins.

Copyright © 2005 Pro Football Inc. All Rights Reserved.

Contents

Ownership	Daniel M. Snyder	6
	Ownership Group	8
Coaches and Football Staff	Joe Gibbs	12
	Joe Bugel	15
	Gregg Williams	16
	Assistant Coaches	17
	Scouting	30
	Athletic Trainers	38
	Equipment Managers	39
	Video Department	40
	Redskins Staff	42
Players	Veterans	49
	Draft Picks	176
	Players With NFL Experience	184
	Rookies	192
	Rosters	197
Statistics	2004 Statistics	202
	Defensive Statistics	203
	2004 Season In Review	204
	2004 NFL Standings/Postseason	212
Redskins Records	Team Records	214
	Defensive Records	220
	Individual Records	223
	Opponent Individual Records	233
	Won-Lost Records	234
	NFL Attendance Records	234
	Postseason Records	235
	Single Game Records	241
	The Last Time	242
Redskins History	Yearly Leaders	244
	Year-by-Year Team Statistics	252
	100-300 Yard Games	254
	Pro Bowl Redskins	258
	Draft Choices	259
	All-Time Coaches	267
	All-Time Assistants	268
	History of the NFL	269
	Hall of Famers	271
	Redskins Milestones	272
	All-Time Honor Roll/Numbers	279
	Overtime Games	300
	Preseason Results	301
	Year-by-Year Results	303
	70th Anniversary	341
Sidelines	FedExField	350
	Redskin Park	354
	Training Camp	355
	Redskins Radio Network	357
	Cheerleaders	358
	Redskins.com / Redskins TV	362
	Redskins Charitable Foundation	364
	Media Information	368

Index

#	
100-Yard Receiving Games	256
100-Yard Rushing Games	254
300-Yard Passing Games	255
70th Anniversary	341
2004 Final NFL Standings	212
2004 Season In Review	204
2004 Statistics	202
2005 NFL Schedule	348
2005 Preseason Schedule	347
2005 Redskins Schedule	1

A

All-Time Assistant Coaches	268
All-Time Coaching Records	267
All-Time Draft Choices	259
All-Time Numbers	289
All-Time Results	303
Alphabetical Roster	198
Alumni	359
Assistant Coaches	17
Athletic Trainers	38
Attendance at FedExField	32

B

Bubba Tyer	38
------------	----

C

Cerrato, Vinny	30
Charitable Foundation	364
Cheerleaders	358
Coaching Staff List	201

D

Defensive Records	203
Draft Choices (All-Time)	259
Draft Pick Bios	175

F

FedExField	350
Fight Song	360
First Picks (1936-2005)	267
Front Office Bios	30
Future Superbowls	33

G

Game-by-Game Stats, 2004	204
Gibbs, Joe	12
Gregg Williams	16
Grounds Crew	356

H

Hail to the Redskins	360
Hall of Famers	271
History, NFL	269
History, Redskins	272
Honor Roll	279

I

Important Dates in 2005-06	346
Individual Records	223
Individual Records, Opponent	233
Internet Site	362

L

Last Time	242
-----------	-----

M

Media Information	368
Milestones, Redskins	272

N

NFL History	269
NFL Phone Numbers	346
NFL Schedule	348
Nicknames	24

O

Overtime Games	300
Ownership Group	8

P

Players w/NFL Experience Bios	184
Postseason Records	235
Preseason Results (1961-2004)	301
Preseason Schedule	347
Press Info	368
Pro Bowl Redskins	258
Pronunciation Chart	199

R

Radio Network	357
Redskins Cheerleaders	358
Redskin Park	354
Redskins Milestones	272
Redskins Super Bowl MVPs	240
Ring of Fame	344
Road Hotels	41
Roster, Alphabetical	198

S

Schedule, Redskins	1
Schedule, NFL	348
Schedule, NFL Preseason	347
Scouts	30
Sellouts	32
September 16, 1937 - First Game	353
Single Game Records	241
Snyder, Arlette	8
Snyder, Daniel M.	6
Snyder, Michele	8
Statistics, 2004 Cumulative	202
Statistics, Defensive	203
Stats Crew	356
Super Bowl MVPs	240
Super Bowls, Future (2006-09)	33

T

Team Records	214
Top draft picks	267
Athletic Trainers	38
Training Camp	355
Training Camp History	37

U

Undrafted Free Agents Bios	192
----------------------------	-----

V

Veteran Player Bios	49
---------------------	----

W

Won-Lost Records	234
WJFK-FM, Redskins Flagship Radio	357
www.redskins.com	362

Y

Year-by-Year Stats (1970-2004)	308
Yearly Leaders	244



How the Redskins Were Built



YEAR	DRAFTTEES	VETERAN FREE AGENTS	WAIVERS/ TRADES	ROOKIE/1st YEAR FREE AGENTS
1999	Jon Jansen (2)			
2000	LaVar Arrington (1) Chris Samuels (1)			
2001	Damerien McCants (5)	Ethan Albright (Buf) Lemar Marshall (Den)		
2002	Patrick Ramsey (1) Ladell Betts (2) Andre Lott (5) Robert Royal (5) Rock Cartwright (7)	Renaldo Wynn (Jax)		
2003	Taylor Jacobs (2) Derrick Dockery (3)	Matt Bowen (ResFA-GB) Lennie Friedman (Den) John Hall (NYJ) Brandon Noble (Dal) Randy Thomas (NYJ) Ron Warner (TB)	Nic Clemons Ade Jimoh Clifton Smith	
2004	Sean Taylor (1) Chris Cooley (3) Mark Wilson (5) Jim Molinaro (6)	Michael Barrow (NYG) Antonio Brown (Buf) Ray Brown (Det) Khary Campbell (NYJ) Jeff Chandler (Car) Ryan Clark (NYG) Phillip Daniels (Chi) Demetric Evans (Dal) Cornelius Griffin (NYG) Walt Harris (Ind) Cedric Killings (Minn) Cory Raymer (SD) Joe Salave'a (SD) Mike Sellers (CFL) Shawn Springs (Sea) Tom Tupa (TB) Marcus Washington (Ind)	Mark Brunell (t-Jax) Clinton Portis (t-Den) James Thrash (t-Phil)	Brandon Barnes Ryan Boschetti Rufus Brown Chris Clemons Dahrran Diedrick Garnell Wilds
2005	Carlos Rogers (1) Jason Campbell (1) Manuel White (4) Robert McCune (5) Jared Newberry (6) Nehemiah Broughton (7)	Brian Allen (Car) Billy Baber (TB) Nathan Black (NO) Tony Dixon (Dal) Kevin Dyson (SD) Jamin Elliott (Chi) Jimmy Farris (Atl) Brock Forsey (Chi) Andy Groom (SF) Artrell Hawkins (Cin) Warrick Holdman (Cleve) Eric Joyce (Chi) Tyler Lenda (Den) David Patten (NE) Pierson Prioleau (Buf) Casey Rabach (Bal) Bryson Spinner (Sea) Joe Tuipala (Jax) Josh Warner (Chi) Melvin Williams (Mia)	Santana Moss (t-NYJ)	Jon Alston Jonathan Combs Adrian Gonzalez Steven Harris Charles Howard Aki Jones Zak Keasey Jerome Nichols Billy Palmer Rich Parson

CONTENTS

COACHES

PLAYERS

STATISTICS

RECORDS

HISTORY

SIDELINES

1933

The 1933 Redskins jersey features a logo (an Indian head profile) on the front of the jersey, not a uniform number. Only one other instance has a logo graced the front of an NFL jersey instead of a uniform number, that being the 1933 Pittsburgh Steelers whose jersey featured the City of Pittsburgh crest.

The 1933 Redskins helmet was burgundy in color. It would switch over to gold in the mid 30's, and stay gold into the early 60's before returning to burgundy.



Ownership

OWNERSHIP

COACHES

PLAYERS

STATISTICS

RECORDS

HISTORY

SIDELINES



Daniel M. Snyder

Redskins Owner

Entering his seventh season as owner of the Washington Redskins, Daniel M. Snyder, 40, has set new standards for the organization both on and off the field.

The hiring of Redskins legend Joe Gibbs as Head Coach and Team President signaled a renewed intention to return the franchise to its Super Bowl-winning ways. Gibbs has delivered with the shaping of the team to complement their shared vision.

The organization's business operations were again recognized by *Forbes* magazine, this time as the nation's most-valuable sports franchise, and the second-most valuable sports franchise in the world. That innovative business and marketing expertise has been recognized throughout the NFL.

Snyder was founder, Chairman and CEO of Snyder Communications, Inc., (at the time he was the youngest CEO of a New York Stock Exchange company). From its launch in 1985 the company grew to a global organization of 12,000 employees, 77 offices in 16 countries, and more than \$1 billion in annual revenues. The company's leading role in providing over 200 of the Fortune 500 client base with targeted marketing solutions, including advertising and marketing services, led to its acquisition in March 2000 by the French marketing firm Havas for more than \$2.3 billion, at the time the largest such merger in the history of the advertising/marketing industry.

Snyder's interests outside the Redskins are varied. He is Chairman of the Board of Ventiv Health (NASDAQ: VTIV) and serves on the board of McLeod USA, both public companies.

He is managing director of RedZone LLC, a private investment firm, and is active in a variety of other private business ventures, both as an investor and as an advisor to management.

Snyder is one of the Washington area's most prominent community leaders. He is active in the Larry King Heart Foundation, and devotes most of his public philanthropic time to Washington's Children's National Medical Center and the Center for Missing and Exploited Children, where he serves on both Boards of Directors. His support enabled construction of the Snyder Family Emergency Medicine and Trauma Center at Children's Hospital. He also funded construction of the Daniel M. Snyder and Family Communication Center at the Center for Missing and Exploited Children. Each day the Center handles hundreds of calls from around the nation from law enforcement organizations, parents of missing children, runaways seeking help and people responding to the Center's well-known awareness campaigns on behalf of missing children.

Snyder founded the Washington Redskins Charitable Foundation in 2000. The Foundation draws on the prominence and leverage of the Redskins organization to fund and further community projects such as summer reading programs, community-based redevelopment initiatives and renovation of high school football facilities throughout Maryland, Virginia and Washington, D.C. To date, the Redskins Charitable Foundation has enabled the upgrade and maintenance of 10 football fields.

REDSKINS OWNERSHIP HISTORY

Daniel M. Snyder is the third majority owner in the history of the Washington Redskins franchise.

George Preston Marshall (1932-1969)

Jack Kent Cooke (1969-1997)

(The Estate of Jack Kent Cook 1997-1999)

Daniel M. Snyder (July 14, 1999 - present)

Ownership Group

Arlette Snyder, Michele Snyder,
Robert Rothman, Dwight C. Schar, Frederick W. Smith

Since the early days of his business career, from his home office as a teenager through the founding of Snyder Communications in Bethesda, MD, to ownership of the Washington Redskins, Daniel M. Snyder has surrounded himself with trusted advisors and supporters. It is those family members and associates who round out the ownership group of the Washington Redskins.

Before launching a business initiative or making a critical business decision, they are the key individuals Snyder has turned to as partners, advisors, and confidants.

Snyder's sister Michele, a founder of Snyder Communications, shares his ambitious spirit. Her creativity, operational skills, and business instincts have played an instrumental role in the success of Team Snyder over the years.

A calm and steady influence have been the contributions of **Gerry and Arlette Snyder**, parents of the Redskins owner. A long-time journalist and author with more than two dozen books to his credit, Gerry Snyder was editor-in-chief of Snyder Communications during the early years of the company. Gerry Snyder died in 2003 at age 69. The team training facility at Redskins Park has been named in his memory. Arlette Snyder, who maintains the family ownership position in the team, continues her role as a primary advisor to the owner and his other partners.

Robert Rothman is Chairman and CEO of Black Diamond Group, Inc., and Chairman of Bank of St. Petersburg Holdings, Inc., in Tampa, Florida. He was Chairman of the Board and Chief Executive Officer of Consolidated International Group, Inc., which owned and operated insurance companies in Europe and North America, from 1987 to 1999.

Prior to founding the Consolidated Group of companies in 1987, he was Executive Vice



Arlette Snyder



Michele Snyder

President and Chief Financial Officer of Beneficial Insurance Group. Mr. Rothman began his career with Ernst & Whinney in New York after graduating from the University of Chicago.

He obtained a B.A. Degree in Economics from Queens College of the City University of New York, and an MBA in Finance from the University of Chicago, Graduate School of Business.

Mr. Rothman is a member of the Advisory Council for the University of Chicago Graduate School of Business; Vice-Chairman of the Board of H. Lee Moffitt Cancer Center & Research Institute, Inc.; and currently supports several other community non-profit institutions.

Dwight C. Schar is the Chairman of the Board and Chief Operating Officer of NVR, Inc., the sixth largest home builder in the United States. The company is comprised of the building operations of Ryan Homes and NVHomes. Also under the NVR umbrella is NVR Financial, and is comprised of NVR Mortgage and NVR Settlement Services. The company is based in McLean, Virginia, and is traded on the American Stock Exchange.

Schar is extremely active in the greater Washington community, involved in numerous business and educational groups, as well as on a political level as National Finance Chair of the Republican National Committee. He is



Robert Rothman



Dwight Schar



Frederick W. Smith

also on the Board of Directors for the Mercatus Center at George Mason University; is a trustee of the Virginia Commonwealth University, School of Engineering Foundation; and sits on the Virginia Business and Higher Education Council. He is also an appointee to The President's Advisory Committee on the Arts for the Kennedy Center.

Previously, Schar was a member of the board of directors for the Pittsburgh Pirates, First American Banks, the Northern Virginia Building Industry Association, Bell Atlantic Company of Virginia and the United Way of the Capital Area. He has been a trustee for the George Mason University Foundation, Ashland University and the Virginia Foundation of Independent Colleges. He has also been a council member of the Northern Virginia Roundtable, and the Governor's Regional Economic Development Council. Schar is a graduate of Ashland University.

Frederick W. Smith is chairman, president and chief executive officer of FedEx Corporation, a \$29.4-billion global transportation and logistics company.

Smith is responsible for providing strategic direction for all FedEx Corporation operating companies, including FedEx Express, FedEx Ground, FedEx Freight, FedEx Kinko's, FedEx Custom Critical and FedEx Trade Networks. These companies serve over 215 countries with operations that include more than 645 aircraft and about 71,000 vehicles.


Approximately 245,000 employees and independent contractors worldwide handle more than five million shipments every day.

Since founding FedEx in 1971, Smith has been an active proponent of regulatory reform, free trade and "open skies agreements" for aviation around the world. FedEx has continued to strengthen its industry leadership over the past 30 years with its total commitment to quality service. FedEx Express was the first service company to win the Malcolm Baldrige National Quality Award in 1990.

Smith has served on the boards of several large public companies and is co-chairman of the U.S. World War II Memorial Project and the St. Jude Children's Research Hospital Professional Advisory Board. He was formerly chairman of the Board of Governors for the International Air Transport Association and the U.S. Air Transport Association. Smith is also a member of the board of the Business Roundtable, the Business Council, the CATO Institute and the Mayo Foundation. He served as chairman of the U.S.-China Business Council and is the current chairman of the U.S.-France Business Council. Smith has been named Chief Executive magazine's 2004 "CEO of the Year."

Born in 1944 in Marks, Miss., Smith attended Yale University, where he earned a B.A. in 1966. Smith served as an officer in the U.S. Marine Corps from 1966-1970.

Redskins Firsts



■ The Washington Redskins became the first and only team in NFL history to win a World Championship in their first year by defeating the Chicago Bears 28-21 to claim the 1937 title. On February 13, 1937, the National Football League approved the transfer of the Boston Redskins franchise to Washington, D.C. The Redskins, in their first season in Washington, compiled an 8-3 record on the road to the NFL title.

■ On September 16, 1937, the Redskins played their first game in D.C. Washington was victorious over the New York Giants at a flood-lighted Griffith Stadium, 13-3.

■ On August 9, 1938, the Washington Redskins formed the NFL's first marching band. Later, on August 17, 1938, "Hail to the Redskins" made its debut as the first fight song by any team in the NFL.

■ In 1938, the Redskins became the first team in the NFL to have its own radio network carry all its games.

■ In 1950, the Washington Redskins became the first team in the NFL to have all its games televised locally. On September 26, 1954, the Redskins became the first team in the NFL to have its game televised regionally, when their contest at San Francisco was televised back to Washington and throughout the South.

■ The first regular season game at DC stadium (re-named RFK Stadium in 1968) was played on October 1, 1961.

■ It didn't come easy, but on December 17, 1961 the Redskins finally got their first DC Stadium win in the '61 season finale with Dallas. Dickie James scored four touchdowns, a Redskins single-game record (Larry Brown tied it in 1973), to lead the Redskins to a 34-24 victory. The win ended a 23-game winless streak for the Redskins dating back to the 1960 season.

■ The Washington Redskins became the first and only team in NFL history to win three Super Bowls (XVII, XXII, XXVI) with three different quarterbacks (Joe Theismann, Doug Williams, Mary Rypien).

■ On September 14, 1997, the Redskins opened their new stadium, now called FedExField, with a thrilling 19-13 overtime victory over the Arizona Cardinals in front of a record crowd of Washington fans.



1937

This jersey style, worn by the infamous QB 'Slingin' Sammy Baugh, has a distinguishing feature on the sleeves—there are 'Indian head' patches. This is a classic jersey with gold uniform numbers with white outlines, and the Indian head patches, gold pants and gold helmet. It was the jersey the Redskins chose to honor in 1994 by making it their "throwback" style jersey.



Coaches/Staff

Joe Gibbs

Head Coach and Team President

22nd NFL Season/14th Redskins

Hall of Fame Head Coach Joe Gibbs' commitment and efforts toward moving the Washington Redskins to the upper echelon of the NFL have never been more evident than in the recently completed off-season. Whether it was completing player transactions, draft strategy, or off-season workouts and mini-camps, Gibbs, his coaching staff and personnel department, worked tirelessly to prepare the team for a rebound from its 6-10 finish in 2004.

Regarding Gibbs' preparation for the 2005 NFL season, Redskins Owner Daniel M. Snyder says this: "Coach Gibbs has been non-stop, around-the-clock. Along with our coaches and scouts, he's been unbelievable." Gibbs explains his commitment in this way: "The Redskins are very dear to me and my family."

On January 7, 2004, Snyder named Gibbs the Head Coach and team president of the franchise, welcoming back one of the most respected and successful figures in Washington Redskins and Washington sports history. Gibbs brought back his relentless work ethic, demanding leadership style, and tradition of excellence and respect that defined his tenure with the team for 12 glorious years.

Gibbs, who coached the team from 1981 to 1992, turned the Redskins into an NFL dynasty. He led the Redskins to four Super Bowls — winning three titles — and accumulated a 124-60 record during regular-season play and an amazing 16-5 post-season record (.762 win percentage). No Redskins coach has enjoyed such success on the playing field.

Among NFL coaches, Gibbs holds a special place as well. His 146 wins is the 14th best in NFL history, accomplished in just 13 seasons, four seasons less than his 13 counterparts. His all-time win percentage of .661 is the third-best among all NFL coaches with more than 125 wins (Don Shula and George Halas).

In 2005, Gibbs will once again lead one of the NFL's most experienced and talented coaching staffs. It's a staff long on stability that features assistant head coach/offense Joe Bugel and assistant head coach/defense Gregg Williams. Bugel is widely recognized as one of the top offensive line coaches in NFL history. Under Williams, one of the leading defensive minds in the game, the Redskins'



defense finished No. 3 in the NFL a season ago. The lone new addition to Gibbs' coaching staff for 2005 is quarterback coach Bill Musgrave.

Wide receivers Santana Moss and David Patten, center Casey Rabach and defensive back Pierson Prioleau joined the club in the offseason. Draft day selections included a pair of former Auburn Tigers in the first round—cornerback Carlos Rogers and quarterback Jason Campbell.

Those players join a solid nucleus of Redskins veterans. Shawn Springs, Cornelius Griffin, Brandon Noble, and Marcus Washington are expected to headline the defense. Clinton Portis, Chris Cooley, Jon Jansen, Chris Samuels, and Patrick Ramsey are projected as leaders of the offense.

What should really give Gibbs and the Redskins a boost in 2005 is the return from injury of a number of very vital players. That list could include linebacker LaVar Arrington, offensive tackle Jansen, defensive end Phillip Daniels and safety Matt Bowen.

"We think we've put together an excellent group of Redskins," said Gibbs. "They're team players. We're looking to build a consistent winner — that's our commitment to our fans."

Gibbs took the helm of the Washington franchise as a rookie head coach in 1981 and turned the Redskins into a winning machine. After just his second season, he led his Redskins team to Super Bowl XVII, beating the Miami Dolphins 27-17. He returned to the Championship game in 1983 and was named NFL Coach of the Year. The Redskins went on to win Super Bowls XXII and XXVI under his watch, building a tradition of excellence that has remained unmatched to this day. Four coaches have won three Super Bowls in NFL history. Only one, Joe Gibbs, has done it with three different quarterbacks, spread out over a nine-year period.

An offensive innovator, Gibbs utilized both the short and long passing games, getting the most out of offensive talent such as quarterbacks Mark Rypien and Joe Theismann, and receivers Art Monk, Gary Clark and Ricky Sanders during his first tenure with the team. He popularized three-receiver sets and the trend of using an H-back as a way of neutralizing opponents' pass rush efforts. His dominating offensive line, tagged the "Hogs" during the late 1980s and early 90s, was a constant throughout the Gibbs' years, and included mainstay leaders such as Russ Grimm, Mark May and Joe Jacoby. They opened up holes for some of the Redskins' most successful running backs, including Hall of Famer John Riggins and running backs coach Earnest Byner.

In all, Gibbs' Redskins recorded 11 winning seasons during his 12 years, taking the team to the playoffs eight times. In the history of the NFL, only Vince Lombardi and Bill Belichick have had better playoff win percentages. He began his coaching career at San Diego State, his alma mater, under Don Coryell. He joined the Aztecs staff in 1964 as a graduate assistant and coached the offensive line during a period when the team won 27 of 31 games, including an 11-0 mark in 1966.

In 1967, Gibbs joined Bill Peterson's staff at Florida State as offensive line coach and was part of a 15-4-1 record over two seasons. In 1969, John McKay brought Gibbs to USC and the Trojans went 15-4-1 over the next two years. The winning ways continued when Gibbs joined Frank Broyles' staff at Arkansas and the Razorbacks recorded a 14-8-1 mark over the 1971-72 seasons.

Gibbs and Coryell were reunited in 1973 when the latter named Gibbs offensive backfield coach for the St. Louis Cardinals. From 1973-77, the Cardinals were 42-27-1, earning two NFC East titles.

In 1978, Gibbs became Tampa Bay's offensive coordinator under McKay. After one season with the Buccaneers, Coryell called again in 1979 and tabbed him as offensive coordinator at San Diego. In two seasons as the pilot for "Air Coryell," Gibbs helped the Chargers win two AFC West titles behind the record-setting passing of Dan Fouts. His brilliant coaching career then caught the attention of Jack Kent Cooke, who named Gibbs the Washington Redskins' 17th head coach on January 13, 1981.

Gibbs took his rightful place among other NFL legends in 1996, when he was inducted into the Pro Football Hall of Fame in Canton, Ohio.

His leadership skills have not been relegated to just the football playing field. In 1993, he left the Redskins and the NFL at the pinnacle of his career, looking to spend more time with his family and his NASCAR race team, established in 1991. He quickly established Joe Gibbs Racing into a force to be reckoned with on the NASCAR circuit, assembling a team that would go on to find success similar to what he achieved in the NFL. In just his second year, Gibbs' team, with driver Dale Jarrett, won the Daytona 500, the sport's premier event. He would go on to recruit drivers Bobby Labonte and Tony Stewart, both of whom have flourished with Joe Gibbs Racing, taking the NASCAR season-long

Career of a Legend - Joe Gibbs

Year	Regular Season				Postseason			Overall			
	W	L	T	Pct	W	L	Pct	W	L	T	Pct
1981	8	8	0	.500	0	0	.000	8	8	0	.500
1982	8	1	0	.889	4	0	1.000	12	1	0	.923
1983	14	2	0	.875	2	1	.667	16	3	0	.842
1984	11	5	0	.688	0	1	.000	11	6	0	.647
1985	10	6	0	.625	0	0	.000	10	6	0	.625
1986	12	4	0	.750	2	1	.667	14	5	0	.737
1987	11	4	0	.733	3	0	1.000	14	4	0	.778
1988	7	9	0	.438	0	0	.000	7	9	0	.438
1989	10	6	0	.625	0	0	.000	10	6	0	.625
1990	10	6	0	.625	1	1	.500	11	7	0	.695
1991	14	2	0	.875	3	0	1.000	17	2	0	.895
1992	9	7	0	.563	1	1	.500	10	8	0	.556
2004	6	10	0	.375	0	0	.000	6	10	0	.375
Totals	130	70	0	.650	16	5	.762	146	75	0	.661



championship Winston Cup crowns in 2000 (Labonte) and 2002 (Stewart).

His success on the playing field and the race track is matched by his involvement in the community. Gibbs is the founder of Youth for Tomorrow, a home for troubled teenage boys and girls in Bristow, VA. The foundation houses 20-40 children year-round, with an extensive staff that teaches, cares and instills in teens principles they can use to guide themselves when they leave the home. Over the years, Gibbs' personal commitment and time at the home has turned hundreds of kids

away from drugs, alcohol and crime, while demonstrating to them that they are each a valuable and important asset to this world.

Gibbs makes his permanent home in Charlotte, NC, with his wife Pat, and enjoys what free time he has with his family. His oldest son, J.D., remains in North Carolina at the helm of Joe Gibbs Racing, with his wife Melissa and sons, Miller, Jackson and Jason. Coy Gibbs works beside his father on the Redskins' coaching staff, and is joined in Virginia by his wife, Heather, and their two children: son, Ty, and daughter, Elle.

Gibbs in the Postseason

In 1991, Joe Gibbs joined Don Shula (6), Tom Landry (6), Chuck Noll (4) and Bud Grant (4) as the only head coaches in the NFL to make four or more appearances in the Super Bowl. His three Super Bowl wins surpasses Vince Lombardi, Shula and Landry, tying him with Bill Walsh for the second most victories by a coach in the league Championship. New England Patriots Head Coach Bill Belichick joined those ranks this past season when he won his third Super Bowl in four seasons. Chuck Noll won four with the Pittsburgh Steelers. Gibbs became the only coach in NFL history to win three Super Bowls with three different starting quarterbacks. He won Super Bowl XVII (27-17) over Miami with Joe Theismann, Super Bowl XXII (42-10) over Denver with Doug Williams, and Super Bowl XXVI (37-24) with Mark Rypien. In addition, his 12 seasons during his first tenure as Redskins head coach brought the team to eight playoff appearances, five division titles, four NFC Championships and four Super Bowl appearances. His 16-5 (.762) playoff record remains among the NFL's best, and his 16 playoff wins are the second most among NFL coaches (Don Shula has 17). Among coaches with 100 career victories, he owns the third best mark in NFL history.

Coach	Team	Postseason Record	
Bill Belichick	Browns/Patriots	10-1-0	.909
Vince Lombardi	Packers	9-1-0	.900
Joe Gibbs	Redskins	16-5-0	.762

Joe Bugel

Assistant Head Coach-Offense

28th NFL Season/11th Redskins



The Washington Redskins and Head Coach Joe Gibbs added another familiar name to the coaching staff in 2004, naming Joe Bugel assistant head coach for offense. The 27-year NFL coaching veteran has a long and storied history with the Redskins that includes building the legendary "Hogs," the Redskins offensive line of the 1980s. Bugel once again oversees the offensive line, now nicknamed the "Dirtbags", and looks to build similar success that he enjoyed during his first tour with the team.

Bugel and his band of "Dirtbags" are loaded with talent and size, led by left tackle Chris Samuels and Ray Brown in 2004. Samuels only allowed one sack and had an exceptional season. Right tackle Jon Jansen was sent to the injured reserve list after rupturing his Achilles tendon in the preseason Hall of Fame Game. Brown returned to the Redskins and started 13 games at right tackle, performing solidly as a replacement for Jansen. Randy Thomas was once again a stellar interior blocker for the Redskins, starting 15 games at right guard. Cory Raymer returned to the Redskins and started 14 games at center. Derrick Dockery, the Redskins 2003 third-round pick, has developed into a solid player in only his second season after a standout rookie campaign and logged all 16 games as a starter at left guard. Mark Wilson and Jim Molinaro were both drafted by the Redskins in 2004 and developed under the watchful eye of Coach Bugel. Wilson started for the first time in his career in Week 12 against the Pittsburgh Steelers No. 1 defense at right tackle when Brown slid to right guard for the injured Thomas. Casey Rabach was added to the mix in the offseason and will provide depth and leadership to Washington's front line.

Bugel is well known to Redskins fans from his last coaching tour with the burgundy and gold, also under Head Coach Joe Gibbs. From 1981-89, he developed the dominating "Hogs" offensive line that included stalwarts Russ Grimm, Joe Jacoby, Mark May, Jeff Bostic, George Starke and others. He began as the Redskins offensive coordinator in 1981 and was promoted to assistant head coach in 1983. Under Bugel's direction, the Redskins scored a then-NFL record 541 points (1983), had four 1,000-yard rushers, one 4,000-yard passer and nine 1,000-yard receivers. Washington won two Super Bowls while Bugel was with the team, following the 1982 and 1987 seasons.

In 22 seasons as an NFL assistant, Bugel's teams have posted a record of 176-146, including 13 winning seasons and eight playoff appearances. Overall, Bugel has participated in three Super Bowls, six conference championships and 21 playoff contests.

He returned to coaching in 2004 after a two-year respite, after recently spending four seasons overseeing the offensive line of the San Diego Chargers (1998-2001). He spent three seasons with the Oakland Raiders, serving as assistant head coach/offense from 1995-96 before being named head coach for the 1997 season. Before working in Oakland, he served as head coach of the Arizona Cardinals from 1990-93.

He joined the NFL in 1975, spending two seasons as the offensive line coach for the Detroit Lions. He joined the Houston Oilers in the same capacity in 1977. During his four seasons with the Oilers, the team set records in rushing and passing. Before joining the NFL, Bugel spent time coaching at Ohio State (1974), Iowa State (1973), Navy (1969-72) and his alma mater, Western Kentucky (1964-68). While earning his degree in physical education, Bugel was an all-conference guard and linebacker. He earned a master's degree in counseling, also at Western Kentucky. A Pittsburgh native, Bugel was a two-way star in football at Munhall H.S. He was recently inducted into the Pennsylvania Sports Hall of Fame (Western Chapter).

Bugel and his wife, Brenda, have three daughters: Angie, Holly, and Jennifer.

Joe Bugel's Coaching Career

1964-68 (Western Kentucky), 1969-72 (Navy), 1973 (Iowa State), 1974 (Ohio State), 1975-76 (Detroit Lions), 1977-80 (Houston Oilers), 1981-89 (Washington Redskins), 1990-93 (Arizona Cardinals - Head Coach), 1995-97 (Oakland Raiders - Head Coach 1997), 1998-2001 (San Diego Chargers), 2004 - Present (Washington Redskins).

Gregg Williams

Assistant Head Coach - Defense

15th NFL Season/2nd Redskins



When Joe Gibbs signed back on as Redskins Head Coach in January 2004, his top priority was to put together a great coaching staff. He wasted no time in convincing Gregg Williams to join his staff as assistant head coach, responsible for building a dominating Redskins defense. Williams did not disappoint.

In 2004, he employed an aggressive, blitzing-style defense that translated into one of the most formidable groups in the NFL. The unit ranked third in the NFL and first in the NFC. They also finished third against the rush and seventh against the pass in the NFL. It was a defense that prided itself on not having individual star-type players but a group that played together to form one of the most dominant units in Redskins' history.

Considered one of the brightest defensive minds in professional football, Williams brought a brand of defense based on toughness and persistence to the Redskins, as well as a proven track record for shaping NFL defensive squads into among the league's best year after year.

Williams took over the Redskins' defensive unit after three years as head coach of the Buffalo Bills. In 2003 the Bills' defense finished second in the NFL, improving from 15th in 2002 and 21st in 2001. Overall, the Bills' 2003 defensive and special teams units finished among the NFL's top-5 teams in nine categories. Buffalo finished second in the league (first in the AFC) in total defense and second in pass defense and ranked eighth in the NFL against the run after finishing 29th overall in 2002.

During his three seasons leading the Bills, Williams' squads earned a reputation as fierce competitors who battled each week. He took over as head coach of the Bills after 11 seasons with the Tennessee Titans organization, including the defensive coordinator position for four seasons (1997-00). Williams proved his talent quickly within the Tennessee program, beginning his career with the team in 1990 as defensive quality control coach.

Under his leadership in 2000, the Titans' defensive unit led the league in total defense for the first time since joining the NFL and the 191 points allowed were the third fewest in the NFL since the league adopted a 16-game schedule in 1978. The team also established the franchise's single-season records for sacks (55), fewest passing yards allowed (2,424), and fewest touchdowns allowed (17). The Titans ranked first in the AFC and second in the NFL over the 1999-00 seasons in sacks with 109 combined. Tennessee was the only team in the NFL to place in the top seven in both run (3) and pass defense (1); and over their last 37 games under Williams, the Titans' run defense allowed only three 100-yard rushers.

Before taking over as defensive coordinator for the Titans, he spent three seasons (1994-96) as linebackers coach when the franchise was in Houston, after spending the 1993 season heading up the Oilers' special teams units. During the 1993 campaign, Williams' special teams unit had the top-rated punting game and ranked sixth in kickoff return defense. From 1990-92, Williams served as the club's first quality control coordinator. In addition, Williams previously assisted coaching the Oilers' defensive backs, assisted the scout teams for practice sessions and helped the defensive coaching staff on game days.

Prior to joining the NFL, Williams worked with the University of Houston as a graduate assistant (1988-89) under former Oilers and Redskins head coach Jack Pardee. From 1984-87, Williams was the head coach at Belton (MO) High School after spending the 1980-83 seasons as an assistant coach at his hometown of Excelsior Springs (MO) High School.

A native of Excelsior Springs, MO, Williams was a quarterback and also played baseball at Northeast Missouri State, where he received his bachelor of science degree. He later earned his master's degree in education from Central Missouri State. Williams and his wife, Leigh Ann, have a daughter, Amy, and two sons, Blake and Chase.

Gregg Williams' Coaching Career

1980-83 (Excelsior Springs H.S., MO), 1984-87 (Belton H.S., MO), 1988-89 (University of Houston), 1990-2000 (Houston Oilers/Tennessee Titans), 2001-03 (Buffalo Bills - Head Coach), 2004 - Present (Washington Redskins).

Assistant Coaches

Defensive Coordinator - Defensive Line



**Greg
Blache**

18th NFL Season
2nd Redskins

Coaching: After five seasons as defensive coordinator in Chicago, Greg Blache joined the Redskins in 2004 to head up a strong defensive line unit led by veteran defensive end Renaldo Wynn and newcomer Cornelius Griffin. The Redskins 2004 defensive line proved they were a force to reckon with. Griffin had what Coach Gibbs called "perhaps the best season of any defensive tackle in the NFL." The numbers tell the story. He tied for the team lead in sacks with

six. He finished first among d-linemen and

third on the team in tackles with 96 (66 solo) and with a team-lead 15 tackles for loss. Wynn had perhaps his best season in several years when he started all 16 games and posted three sacks with 58 tackles (38 solo). A highly touted offseason acquisition, Phillip Daniels, did not get to wreak the havoc his linemates did as he battled injury all season and only saw action

in five games but added eight tackles with a sack. Stepping up in Daniels' absence were young players Demetric Evans and Ron Warner, who combined for six sacks and 48 tackles. At the other defensive tackle position, Brandon Noble and Joe Salave'a were a huge force in stopping the run and applying pressure. Noble made a miraculous comeback from a serious knee injury to provide 38 tackles and a sack while Salave'a was a run-stopping machine with 38 tackles including five for loss. The Redskins defensive line unit also saw energetic play from Cedric Killings and rookie Ryan Boschetti.

During Blache's time in Chicago, the Bears defense saw tremendous improvement. In 2003, his defense finished the season fifth in the NFC in total defense, and 14th in the NFL, the team's highest league overall-ranking since the 1998 season. During his tenure, Blache's defenses forced 138 turnovers, including 37 in 2001, the most by a Bears defense since 1990, and accounted for 13 touchdowns (two in 1999, four in 2000, five in 2001, one in 2002, and one in 2003).

In 2002, Blache dealt with numerous injuries, leading to 11 different starting line-ups over the course of 16 games. While juggling personnel, the Bears defense continued with their attacking, aggressive style that set records during the 2001 season. They forced 64 tackles behind the line of scrimmage and reached a league plateau by forcing at least one turnover in 33 consecutive games, the second longest active streak in the NFL at the time.

In 2001, Blache molded the Bears defense into one of the top units in the league, producing the top-ranked scoring defense by allowing only 203 points in 16 games (12.7 points per game). His run defense finished second in the NFL and first in the NFC, allowing just 82.1 yards per game, while allowing only three rushes of 20 yards or more all seasons and only six rushing touchdowns.

Prior to joining the Bears, Blache served as defensive line coach for the Indianapolis Colts for five seasons (1994-98) and held the same position with the Green Bay Packers for six years (1988-93).

In addition to his pro coaching experience, Blache has held positions with several college programs. He began his coaching career as a defensive assistant at his alma mater Notre Dame in 1968, after suffering a leg injury that ended his playing career. Following his graduation in 1971, he stayed on as a graduate assistant and then as an assistant coach for the Fighting Irish for four more seasons (1972-75). He moved on to join Tulane's staff in 1976, where he coached the offensive line (1976-77), outside linebackers (1978-79) and defensive backs (1980). He then returned to Notre Dame to coach the running backs (1981), defensive line and outside linebackers (1982-83). After spending 1984-85 as defensive line coach of the USFL's Jacksonville Bulls, he returned to the college ranks at Southern University (1986) and Kansas (1987).

Playing: Blache started his collegiate career as a defensive back for Notre Dame, but a leg injury ended his playing career prematurely.

Personal: He earned his bachelor's degree in sociology and a master's degree in secondary education, both from Notre Dame. A New Orleans native, Blache and his wife, Lynn, have six children: Greg Jr., Jennifer, Christopher, Sarah, Corrine and Matthew. They live in Leesburg, VA.

OWNERSHIP

COACHES

PLAYERS

STATISTICS

RECORDS

HISTORY

SIDELINES

Ownership

OWNERSHIP

COACHES

PLAYERS

STATISTICS

RECORDS

HISTORY

SIDELINES

Offensive Coordinator



Don Breaux

25th NFL Season
15th Redskins

Breaux's tenure, his running backs produced seven 1,000-yard rushing seasons. In more than half of his NFL coaching seasons, Breaux has produced a Pro Bowl player.

After leaving the Redskins in 1993, he served as tight ends coach for the New York Jets in 1994. He went on to join the original coaching staff of the expansion Carolina Panthers in 1995, and remained with the team for eight seasons as tight ends coach. He helped tutor Wesley Walls to five Pro Bowl selections.

Prior to joining the Redskins in 1981, Breaux worked 14 years on the collegiate level with teams that made 12 post-season appearances. His resume includes time at Florida State (1966-67), Arkansas (1968-71, 1977-80), Florida (1973-74) and Texas (1975-76). He made his pro coaching debut in 1972 as running backs coach for the Houston Oilers.

Playing: Breaux experienced a stand-out career as a quarterback at McNeese State before heading to the professional ranks with Denver of the AFL in 1963 and San Diego Chargers from 1964-65.

Personal: He hails from Jennings, LA. Breaux and his wife, Harleen, have two daughters, Kara and Shiela, and make their permanent home in North Carolina.

Coaching: Don Breaux returned to Washington in 2004 for his second tour, having coached the Redskins running backs from 1981-1993. He brings 24 years of NFL coaching experience to Joe Gibbs' staff, and a proven track record of bringing out the best abilities in his offensive players.

He came back to Washington as offensive coordinator, looking to recreate the magic that he found alongside Joe Gibbs back in the 1980s and early 90s while he oversaw the Redskins running backs. During his time

with the Redskins, he earned three Super Bowl rings, coaching three different backs in championship play: John Riggins in 1982, Timmy Smith in 1987 and Earnest Byner in 1991. Riggins was named Super Bowl XVII MVP and Smith set a Super Bowl rushing record with 204 yards.



Offensive Assistant



Jack Burns

13th NFL Season
5th Redskins

Super Bowl showcased his receivers' talents, with Clark recording seven catches for 114 yards and a touchdown and Monk with seven catches for 113 yards.

During his 2004 season with the burgundy and gold, Burns focused on the development of the Redskins quarterbacks, maximizing the abilities of veteran Mark Brunell and guiding the progress of younger talents Patrick Ramsey and Tim Hasselbeck. Brunell entered the season as one of the most prolific passers in NFL history with a career passer rating of 85.2. Brunell was one of the signature off-season acquisitions by Coach Gibbs and the Redskins. He won a training camp competition against Ramsey, out-performing the young third-year QB. For the season, Brunell was 118-of-237 for 1,194 yards, seven touchdowns, six interceptions. Ramsey took over for Brunell midway through the Week 10 game against Cincinnati, a 17-10 loss. Under Burns' direction, Ramsey had perhaps the best performance of his career in Week 13 against the New York

Coaching: Jack Burns re-joined the Redskins coaching staff in 2004 as quarterbacks coach with an extensive pedigree of molding talented offensive players in his 12 seasons in professional football. This season he will fill the role of offensive assistant. He previously coached under the Joe Gibbs-led Washington teams from 1989 to 1991 as an offensive assistant/receivers coach, guiding the famed "Posse" of Art Monk, Gary Clark and Ricky Sanders to average 210 catches per 3,043 yards per season. The 1991

Giants. He completed 19-of-22 passes for 174 yards and three touchdowns. His QB rating was a career-high 139.2. And the Redskins had their most dominating performance of the season, a 31-7 win. For the season, Ramsey was 169-of-272 for 1,665 yards, 10 touchdowns, 11 interceptions. During his seven-game stint as starter, he completed 142-of-217 passes (65.4%) for 1,313 yards, eight TDs and six INTs good for a passer rating of 82.6. In leading the Redskins to a 3-2 record in their final five games, Ramsey convinced Gibbs that he is ready to enter 2005 as the team's starting quarterback.

During Burns' first season in Washington, in 1989, the Redskins led the NFL in passing. Quarterback Mark Rypien had his best season that year, resulting in a Pro Bowl selection.

Before taking a year off in 2003, Burns was coaching with the Atlanta Falcons in several different capacities on offense. Most recently, as the Falcon's quarterbacks coach (2001-02) he worked with one of the NFL's brightest young stars in quarterback Michael Vick, Atlanta's number one-overall draft pick in 2001. Under Burns' tutelage, Vick quickly emerged into one of the NFL's most dynamic players in his first year as starter and was voted to the Pro Bowl in 2001. In 2000, Burns was the Falcons' wide receivers coach and served as the passing game/play calling coach in 1999. He began his career in Atlanta as quarterbacks coach in 1997, helping Chris Chandler earn two Pro Bowl invites during that time. He focused on the Falcons' wide receivers for the 2000 season.

Burns was offensive coordinator for the Minnesota Vikings during the 1992 and 1993 seasons, also coaching the quarterbacks. The Vikings led the league in scoring in 1992 while Pro Bowlers Cris Carter, Anthony Carter and Roger Craig flourished in Burns' system.

His college coaching resume began in Florida in 1971 and was followed by stints at Louisville (1974), Texas (1976), Vanderbilt (1977-78) and Auburn (1979-80). He entered the professional coaching ranks with the Tampa Bay Bandits under former Redskins head coach Steve Spurrier in 1981.

Playing: Burns played defensive back at Florida from 1967-70.

Personal: He and his wife, Robin, have two children: Chase and McKensie.



Running Backs



Earnest Byner

22nd NFL Season
7th Redskins

Coaching: Earnest Byner, considered one of the greatest running backs in Redskins lore, re-joined the Redskins in 2004 with immeasurable experience as an NFL player and front office executive. The Redskins look to Byner to bring his well-known toughness and determination to coaching Washington's running backs. He also spent six seasons with the Baltimore Ravens, as the team's director of player development.

In what was arguably one of the biggest trades in recent NFL history, the

Redskins engineered a blockbuster with the Denver Broncos in acquiring Pro Bowl running back Clinton Portis in exchange for cornerback Champ Bailey in 2004. In his Redskins debut, on his first touch of the football, Portis ran

64-yards for a touchdown against the Bucs in Week One. Although Portis suffered an injury that limited him to 10 carries for 32 yards in Week 16 that ended his season, the Pro Bowl running back had one of the most prolific seasons in Redskins history under Byner's guidance. He finished his season with 343 carries for 1,315 yards and five touchdowns this season. He also has five 100-yard games this season in five of the Redskins' victories, a stat that is not a coincidence. He finished the season ranked third in the NFC in rushing and seventh in the NFL. The group that supported Portis this season was led by Ladell Betts with Rock Cartwright serving as a power blocking back. Betts is a powerful back that finished second on the team in rushing with 90 carries for 371 yards and a touchdown. When Portis was sent to the IR list with an pectoral injury in the season finale, Betts ran for 118 yards on 26 carries and added a score. Betts also added 15 catches for 108 yards on the season. Cartwright, as well as young back Dahrnan Diedrick, provided depth in the backfield and were utilized mostly on special teams.

Playing: Redskins fans most recently saw Byner at FedEx Field in 2002, when he was named one of the franchise's 70 Greatest Redskins, honoring the team's 70th anniversary. From 1989 to 1993, Byner wore the burgundy and gold proudly, rushing for 3,950 yards during his five seasons – a mark that remains fifth on the team's all-time rushing list. In 1991, he led the Redskins in rushing, finishing the season with 274 carries for 1,048 yards and five touchdowns, and helped lead the team to a Super Bowl XXVI victory. He earned trips to the Pro Bowl in 1990 and 1991.

He began his pro career as a tenth round selection by the Cleveland Browns in the 1984 NFL Draft (280th overall). He spent five seasons with the Browns (1984-88) before joining the Redskins (1989-93). He returned to the Browns in 1994 and finished his career spending four seasons with the Baltimore Ravens (1996-97).

Byner finished his 14-year NFL career ranked 16th on the NFL's all-time rushing list with 8,261 yards on 2,095 carries, with 56 touchdowns. He also recorded 15 career receiving touchdowns and a touchdown on a recovered fumble, totaling 72 career scores.

During his time in Washington and along his other stops in the NFL, Byner has always been a strong contributor in the community. While serving as director of player development in Baltimore, Byner oversaw the player programs, administered continuing education, internship and financial planning programs for the team. In addition to being named as one of the 70 Greatest Redskins in 2002, he has received numerous awards and honors for his work both during and after his playing career. In 2000, he was named as the first member of Baltimore's Ring of Honor at M&T Bank Stadium; he received the Ed Block Courage Award in 1986, the 1996 NFL Extra Effort Award, the NFLPA Unsung Hero Award in 1997 and was the Ravens recipient of the True Value NFL Man of the Year Award in 1997.

Byner was recently inducted into the Sports Hall of Fame at his alma mater, East Carolina University. He finished his college career with 378 carries for 2,049 yards and 11 touchdowns and 22 catches for 208 yards and two touchdowns. He was an Associated Press All-American honorable mention in 1983.

Personal: Byner is a native of Milledgeville, GA, where he attended Baldwin High School. He and his wife, Tina, have four daughters: Semberia, Adriana Monique, Brandi and Kyara.



Strength & Conditioning



Bobby Crumpler

3rd NFL Season
3rd Redskins

Coaching: Bobby Crumpler returns for his third season with the Redskins. He joins John Dunn and John Hastings in overseeing the Redskins strength and conditioning efforts. Together, the trio has installed a disciplined and individualized conditioning program that will have the Redskins in peak form for the 2005 season.

Before coming to Washington, Crumpler spent seven years coaching on the collegiate level, most recently at the University of Kansas in 2002, where he helped build the strength and

conditioning program for Jayhawks football.

The majority of Crumpler's experience comes from his alma mater, North Carolina State, where he served in the strength and conditioning department

in virtually every capacity including student assistant (1989), graduate assistant (1994-96) and full-time assistant coach (2000-01).

Playing: Crumpler was a standout running back for NC State from 1983 to 1987. He won the Dick Christy Award as a junior in 1986, finishing the season as the team's leading rusher, and playing a key role in leading the team to a Peach Bowl berth. As a senior in 1987, he was the Wolfpack's co-captain and MVP.

Personal: A 1989 NC State graduate in industrial technology education, Crumpler is working towards his master's degree in sports management. He and his wife, Stacey, have four children: sons Gabe and Chayce, and daughters, Alexis and Briana.

Head Strength & Conditioning



**John
Dunn**

22nd NFL Season
5th Redskins

Super Bowl appearance, Super Bowl XXIX. Later that year, he was awarded the NFL's Professional Strength and Conditioning Coach of the Year by his peers. After 10 years on the west coast, he returned east in 1997 to work for

Jim Fassel and the New York Giants. The 2000 season saw Dunn and the Giants appearing in Super Bowl XXXV. During Dunn's 21-years he has had three assistants become head strength coaches in the NFL: Chris Clawson (Rams), Chip Morton (Bengals) and John Hastings (Chargers).

Following a brief stint in the NFL, he returned to his alma mater, Penn State University, in 1979 as the team's assistant offensive line coach. In 1980 he became owner/operator of "Mother Dunn's" Nautilus Club in York, PA and in 1984 he opened his second club in Goshen, NY.

Playing: He played defensive line at Penn State for two seasons before switching to offensive line for his junior and senior years. He was nicknamed "Mother" Dunn during his freshman season by his senior teammates. He was named offensive co-captain for the Nittany Lions his senior season while playing offensive guard. Dunn signed as a free agent with the Philadelphia Eagles in 1978.

Personal: Dunn graduated with a degree in health and physical education from Penn State in 1978. Born on July 22, 1956 in Great Barrington, MA, Dunn was a three-sport star for Taconic Hills High in Philmont, NY. In 1974 he was the New York state shot put champion and ranked 6th nationally. He and his wife, Julia, have two daughters: Jessica (16) and Taylor (14).

Quality Control-Offense



Coy Gibbs

2nd NFL Season
2nd Redskins

the Craftsman Truck Series and finished 10th in the standings with 14 top-10 finishes in 2002. In 2001, he had two top-five finishes and seven top-10 finishes. He began racing on the Craftsman Series in 2000.

While he joined the Redskins for the first time with an official coaching title, Gibbs is extremely familiar with the work required for NFL coaching. He grew up on the sidelines of RFK Stadium and spent much of his free time assisting the Redskins staff during summer training camps and other workouts throughout the years.

Playing: Gibbs was a standout linebacker at Stanford from 1991-94. He led the team in tackles his senior season with 84 (51 solo), and was a key member of the PAC-10 co-Champion team that beat Penn State in the Blockbuster Bowl in 1992.

Personal: Gibbs and his wife, Heather, have two children: Ty and Elle.

Coaching: John "Mother" Dunn returned to Washington in 2004 for his second tour, having been the assistant strength and conditioning coach for Joe Gibbs from 1984-86. He brings 21 years of NFL experience to the Redskins.

Dunn was named head strength and conditioning coach for the Los Angeles Raiders in 1987. In 1990, he rejoined former Redskins general manager Bobby Beathard in San Diego to head up the strength and conditioning program for the Chargers. In 1994,

Dunn went with the Chargers to their first

Super Bowl appearance, Super Bowl XXIX. Later that year, he was awarded the NFL's Professional Strength and Conditioning Coach of the Year by his peers. After 10 years on the west coast, he returned east in 1997 to work for

Coaching: Coy Gibbs, son of Head Coach Joe Gibbs, joined the Redskins in 2004 as an offensive quality control coach, after a successful tenure as a driver on the NASCAR Busch Series circuit. He brings the same determination and work ethic to Redskins Park that he poured into auto racing, qualities that help him mesh seamlessly with the offensive staff.

Gibbs finished his rookie season on the NASCAR Busch Series, with 34 starts and two top-10 finishes. Prior to racing on the Busch Series, he raced on

the Craftsman Truck Series and finished 10th in the standings with 14 top-10 finishes in 2002. In 2001, he had two top-five finishes and seven top-10 finishes. He began racing on the Craftsman Series in 2000.

While he joined the Redskins for the first time with an official coaching title, Gibbs is extremely familiar with the work required for NFL coaching. He grew up on the sidelines of RFK Stadium and spent much of his free time assisting the Redskins staff during summer training camps and other workouts throughout the years.

Playing: Gibbs was a standout linebacker at Stanford from 1991-94. He led the team in tackles his senior season with 84 (51 solo), and was a key member of the PAC-10 co-Champion team that beat Penn State in the Blockbuster Bowl in 1992.

Personal: Gibbs and his wife, Heather, have two children: Ty and Elle.



Strength & Conditioning



John Hastings

11th NFL Season
4th Redskins

Prior to joining the Redskins, Hastings spent seven seasons with San Diego (1995-2001), serving as head strength and conditioning coach for the last five. He joined the Chargers as an intern in 1990 and remained until he was hired as an assistant coach before the 1995 season.

Personal: A native of Newport News, VA, Hastings earned his degree in psychology and physical therapy from Ohio University in 1987. He and his wife, Lori, have a son, Alexander, and a daughter, Taylor.

Coaching: In his fourth season with the Redskins, John Hastings returns to the Redskins strength and conditioning development program. He joined the organization in 2002, traveling cross-country from San Diego where he worked with the Chargers. He will work closely with fellow strength and conditioning coaches John Dunn and Bobby Crumpler in overseeing the Redskins' off-season workout program, getting Washington's players in peak playing condition for training camp and the upcoming season.

Wide Receivers



Stan Hixon

2nd NFL Season
2nd Redskins

catches in 2004 will go down as the third most-prolific season in Redskins history. James Thrash, although being used more as a kick and punt returner due to the loss of Chad Morton to IR, also provided a dangerous receiving threat in 2004. He finished the season with 17 catches for 203 yards. Taylor Jacobs, the Redskins 2003 second-round draft pick, had his best game of the season with five catches for 30 yards against the Packers in Week 8. He emerged as a solid third option for the Redskins and showed a bright future in finishing the season with 16 receptions for 178 yards. Darnerien McCants was only active for six games and made the most of his time on the field, recording five catches for 71 yards including a two-catch, 46-yard performance against Cincinnati in Week 10. Entering 2005, Hixon will work with newcomers Santana Moss and David Patten to round out the Redskins receiving threat.

For four seasons at LSU (2000-03), Hixon coached players to three 1,000-yard seasons and had a player named first-team All-SEC three times. In 2003, Hixon served as associate head coach in addition to wide receivers coach for the 2003 college football National Champion Tigers.

Under Hixon's guidance, Michael Clayton became the fifth 1,000-yard receiver in LSU history, and the second under Hixon, as well as setting the school's all-time mark for career touchdown receptions (21) in 2003. Clayton, joined by Devery Henderson and Skyler Green combined for 171 catches for 2,374 yards and 26 TDs.

Hixon also coached Josh Reed, an All-American and Biltienikoff recipient in 2001, to the most dominating season by a receiver in SEC history. Reed caught a school-record 94 passes for an SEC-record 1,740 yards and seven touchdowns in 2001. He capped his three-year career, two of which were coached by Hixon, with then-SEC record 3,001 yards on 167 receptions. Reed went on to be a second-round pick by Buffalo and has caught 95 passes for 1,097 yards and four touchdowns in two seasons with the Bills.

Hixon laid the foundation for a reputation for developing prolific receivers in five seasons at Georgia Tech (1995-99), developing All-ACC receivers Kelly Campbell and Dez White. He went to Georgia Tech after

Coaching: Stan Hixon joined the Washington Redskins in 2004 to oversee the wide receivers, bringing with him a history of success on the college coaching level.

Under Hixon's tutelage in 2004, Laveranues Coles played through several injuries to log 90 catches for 950 yards and a touchdown. He finished fourth in the NFC in catches and 13th in yards. For the second straight season, Coles challenged Redskins legendary wide receiver Art Monk for the single-season receptions records. His 90

-serving as running backs coach at Wake Forest for two seasons (1993-94). He also served as receivers coach at South Carolina (1989-92), producing All-Americans Robert Brooks and Eddie Miller. He coached the receivers at Appalachian State (1983-88) after coaching the running backs at Morehead State (1980-82).

Playing: Hixon was a standout receiver at Iowa State. He starred in the Peach Bowl in 1977 and the Hall of Fame Bowl in 1978.

Personal: Hixon is a native of Lakeland, FL. He earned his bachelor's degree in physical education from Iowa State, and then went on to earn his master's degree at Morehead State. Hixon and his wife, Rebecca, have three children: son, Drew, and daughters, Adele and Avis.

Passing Game Coordinator - Safeties



Steve Jackson

14th NFL Season
2nd Redskins

Coaching: Steve Jackson joined the Washington Redskins coaching staff in 2004 with invaluable experience as a defensive backs coach. In addition to coaching the safeties and specializing in third down packages for the Buffalo Bills for three seasons, Jackson played nine years as a defensive back in the NFL. Now wearing burgundy and gold on the Redskins' sidelines, he works closely with Gregg Williams coordinating the Redskins pressure-packed defensive schemes.

The safety position is arguably the area that had undergone the most transition leading into 2004. With Matt Bowen and Andre Lott both placed on injured reserve by midseason, the Redskins needed some new faces to step up in the defensive backfield.

Under Jackson's tutelage, rookie free safety Sean Taylor, the Redskins fifth overall pick in the 2004 NFL Draft, and backup strong safety Ryan Clark stepped in and didn't miss a beat. Both had 80-plus tackles on the season and were solid against the run and in pass coverage. Taylor was considered by many to be the top defensive player in the draft, and he immediately made his presence felt. With a knack for making big plays, Taylor finished the season with 89 tackles (62 solo) and four interceptions and also finished fourth in Defensive Rookie of the Year voting by the NFL. Clark had a great season after only signing with the team on the first day of training camp, posting 91 tackles (65 solo).

Jackson served on Gregg Williams' staff in Buffalo. He joined the coaching staff in 2001 and was responsible for coaching the team's safeties as well as organizing and implementing the defensive unit's third down package.

Playing: Jackson played for nine seasons in the NFL (1991-99) as a defensive back for the Houston Oilers/Tennessee Titans. He played in 127 games and during that span made 28 starts, finishing his career with 14 interceptions and nine sacks. He was selected by Houston in the third round of the 1991 NFL Draft (71st overall). He was awarded the Ed Block Courage Award in 1998, after rehabbing a ruptured tendon during the off-season, and then posting a career-high 72 total tackles during the 1998 campaign. His best season came in 1993 as he played in all 16 games and started 12 with a career-high five interceptions. One of his interceptions came post-season play, off Kansas City's Joe Montana following the 1993 season. He finished his playing career playing cornerback in Super Bowl XXXIV against the St. Louis Rams.

He was a four-year starter at Purdue at cornerback, earning Associated Press honorable mention All-America, Gannett First-Team All America and All-Big Ten selections as a senior. He was a semi-finalist for the Jim Thorpe Award as a senior, the award annually given to the nation's top defensive back.

Personal: Jackson was an advertising major while at Purdue. He and his wife, Rahkel, have a daughter, Dominique, and a son, Stephen, and live in Leesburg, VA.



Offensive Assistant



Bill Lazor
3rd NFL Season
2nd Redskins

his alma mater Cornell University. Following his graduation, he joined the coaching staff full-time, working with the receivers, running backs, quarterbacks and tight ends. In addition to his coaching duties, Lazor was also the recruiting coordinator from 1998-2000.

Playing: Lazor enjoyed a record-breaking career as a quarterback for Cornell from 1991-1993, setting 26 school passing and total offensive records.

Personal: Lazor earned his bachelor's degree from Cornell in human development and family studies. He and his wife, Nicole, live in Ashburn, VA, with newborn son Nolan.

Coaching: Bill Lazor joined the Redskins in 2004 as an offensive assistant, after spending 2003 with the Atlanta Falcons as their offensive quality control coach. He joined colleague Rennie Simmons coming from Atlanta, and works closely with an impressive list of veteran assistants in leading the Redskins offense.

Before jumping to the NFL ranks, Lazor was offensive coordinator/quarterbacks coach for the University of Buffalo from 2001-02. Previously, he served in numerous coaching capacities at

Linebackers



Dale Lindsey
28th NFL Season
4th Redskins

player he's ever coached", Pierce led the team in tackles with 160 (109 solo) and was named as an alternate for the Pro Bowl. Strongside linebacker Marcus Washington, signed by the Redskins as a free agent in 2004 from

Indianapolis, opened up eyes around the NFL and took his 130 tackles (102 solo) and earned himself a trip to the Pro Bowl. With LaVar Arrington sidelined for much of the season due to a knee injury, Lemar Marshall was

Coaching: Dale Lindsey brought over 27 years of coaching experience to the Redskins coaching staff when he rejoined the organization in 2004, after overseeing the Redskins linebackers for two seasons from 1997-98.

Under Lindsey's guidance, the overachieving, dominant linebacker corps of 2004 received recognition as the season wore on with their spirited play and smart leadership. Linebacker Antonio Pierce began the season as the starting middle linebacker for the injured Mike Barrow and never looked back.

Called by Coach Williams as the "smartest

player he's ever coached", Pierce led the team in tackles with 160 (109 solo)

and was named as an alternate for the Pro Bowl. Strongside linebacker Marcus Washington, signed by the Redskins as a free agent in 2004 from

Indianapolis, opened up eyes around the NFL and took his 130 tackles (102 solo) and earned himself a trip to the Pro Bowl. With LaVar Arrington sidelined for much of the season due to a knee injury, Lemar Marshall was

Old-Time Redskins Nicknames

- The Hogs:** Coach Joe Bugel, Boss Hog George Starke, Head Hog Jeff Bostic, Russ Grimm, Joe Jacoby, Mark May, Don Warren, Rick Walker, Don Laster (IR), John Riggins (Ground Hog)
- The Smurfs:** Receivers Alvin Garrett (5-7), Virgil Seay (5-8), Charlie Brown (5-10)
- The Fun Bunch:** Rick Walker, creator Alvin Garrett, Charlie Brown, Virgil Seay, Otis Wonsley, Clint Didier, Don Warren, Art Monk
- The Airborn Rangers:** Linebackers Neal Olkewicz, Rich Milot, Mel Kauffman, Larry Kubin, Peter Cronan
- The Pearl Harbor Crew:** The Secondary - Mary Murphy, Curtis Jordan, Darrell Green, Vernon Dean, Brian Carpenter
Anthony Washington, Ken Coffey, Greg Williams

forced to step up and did so admirably, finishing the season with 82 tackles (52 solo). Brandon Barnes and Chris Clemons provided depth at different points during the season to a strong position group for the Redskins defense.

During the 2002 and 2003 seasons, Lindsey was the defensive coordinator for the San Diego Chargers. Prior to joining the Chargers, he was a member of the Chicago Bears coaching staff supervising the linebackers from 1999-2001. During that time, he worked closely with Redskins colleague Greg Blache, helping set a number of defensive records with the Bears during the 2001 season, as well as earning the NFC Central title. While in Chicago, he was responsible for the development of then-rookie Brian Urlacher. Under Lindsey's watch, Urlacher shattered the Bears' rookie record for sacks (eight) and tackles (165) in a single season. He was named the NFL's Defensive Rookie of the Year in 2000 and earned a trip to the 2001 Pro Bowl.

Lindsey has a lengthy history coaching linebackers: Tampa Bay (1991), San Diego (1992-96), Washington (1997-98, 2004) and Chicago (1999-2001).

His coaching resume boasts stints with the NFL, CFL, USFL, WFL, as well as positions with college and high school programs. Lindsey began his career in 1974 working with the linebackers for the Cleveland Browns, moving on in 1975 to the Portland Storm of the WFL. After two years coaching high school players (1977-78), he returned to coaching linebackers for the Toronto Argonauts (1979-82) and Boston Breakers (1983). He was defensive coordinator of the New Jersey Generals from 1984-85, and then linebackers coach for the Green Bay Packers from 1986-87. He spent two seasons in the collegiate ranks, as defensive coordinator at Southern Methodist (1988-89). In 1990, he returned to the NFL, as defensive line coach at New England.

In 1991 he took over as linebackers coach for the Tampa Bay Buccaneers for one season before joining San Diego in the same capacity in 1992. During his 1992-96 tour with the Chargers, he helped guide the team to two AFC West titles (1992 and '94), three playoff appearances (1992, '94 and '95) and one AFC Championship (1994), before moving on to Washington and then Chicago.



Playing: Lindsey began his pro career on the playing field, selected in 1965 as a seventh round draft pick by the NFL's Cleveland Browns, and a sixth round pick of the AFL's New York Jets. He eventually signed with the Browns and played for nine years.

As a collegiate standout at Western Kentucky, he was a first-team Little All-America selection as a senior linebacker and was twice named All-Ohio Valley conference. He was voted into the school's Hall of Fame in 1993.

Personal: Lindsey is a native of Bowling Green, Kentucky, where he was a three-sport athlete at Bowling Green High School, starring in football, basketball, and track. Lindsey and his wife, Eva, have five children: Blan, Jennifer, Kim, Johnny and Derek. The Lindseys make their permanent home in San Diego.

Administrative Assistants



Tammy Renich
Defense and Special Teams

Barbara Allen
Offense



Quarterbacks



Bill Musgrave

13th NFL Season
1st Redskins

for coaches Mike Holmgren and Mike Shanahan at San Francisco from 1991-1994, backing up NFL Hall of Famers Joe Montana and Steve Young. After the 49ers' victory in Super Bowl XXXIX, Musgrave accompanied

Shanahan to Denver, signing with the Broncos to play behind Hall of Famer John Elway from 1995-96.

Musgrave's coaching career began before his playing days were over. Following a shoulder injury sustained in week 16 of the 1996 season, he was quickly hired by the Oakland Raiders as quarterbacks coach in 1997. That year, working for Head Coach Joe Bugel, he helped guide QB Jeff George to a league leading 3,919 yards passing and AFC-Best 29 touchdown passes. In 1998, Musgrave signed an unrestricted free agent contract with Bill Polian of Indianapolis to tutor rookie Peyton Manning. Following training camp, he joined the Philadelphia Eagles' coaching staff and served as offensive coordinator for the final 10 games of the season.

He joined the Carolina Panthers as quarterbacks coach in 1999, playing an instrumental role in a Pro Bowl season for Steve Beuerlein, who passed for nearly 4,500 yards and 36 touchdowns. The Panthers' offense led a furious run at the playoffs by being the NFL's 2nd ranked passing and 4th ranked scoring unit. Musgrave was promoted to offensive coordinator in January of 2000.

Between assignments in Carolina and Jacksonville, Musgrave spent the 2001 and 2002 seasons as the offensive coordinator at the University of Virginia. Two of a host of players who flourished under Musgrave's innovative schemes were QB Matt Schaub and TE Heath Miller, as both players rewrote the Virginia and ACC record books, respectively. Overall in 2002, Virginia's offense threw 32 touchdown passes by five different players, including a record 28 by Schaub, who was named ACC Player of the Year.

While in Jacksonville, he worked with current Redskins quarterback Mark Brunell as well as young Jaguars quarterback Byron Leftwich. After a winless road campaign his rookie year in 2003, Leftwich showed remarkable improvement in 2004 by leading his team to five wins at opposing stadiums (Buffalo, Tennessee, Indianapolis, Green Bay, and Oakland).

Playing: Musgrave was a four-year starter and three-year captain at Oregon. In addition to taking the Ducks to their first bowl games in 26 years during 1989-90, he finished his collegiate career as Oregon's all-time passing and total offense leader while setting a total of 15 school records. His 60 passing touchdowns ranked second only to Elway in PAC-10 history. Musgrave was born November 11, 1967 in Grand Junction, Colorado and was a standout athlete at Grand Junction High School. He was named Colorado High School Athlete of the Year for 1985 after a stellar three-year career in basketball, track, baseball, and football.

Personal: He and his wife, Neely, have four children. They reside in Leesburg, Virginia.

Coaching: Bill Musgrave enters his first season as quarterbacks coach for the Washington Redskins. Musgrave, a 12-year veteran in the NFL as a player and coach, was hired January 6, 2005 by Head Coach Joe Gibbs after serving as the Offensive Coordinator/Quarterbacks coach of the Jacksonville Jaguars. The former NFL quarterback has had tremendous success in his relatively short coaching career of leading quarterbacks to spectacular seasons.

After being drafted in the fourth round by the Dallas Cowboys, Musgrave played



Defensive Assistant - Special Teams



**Kirk
Olivadotti**
6th NFL Season
6th Redskins

Smith with the Redskins special teams units.

He began his coaching career on the collegiate level, working with wide receivers and tight ends at Maine Maritime for one season (1997). He

moved to Indiana State as an assistant for two years (1998-99), and then joined St. Joe's as defensive coordinator before making the jump to Washington and the NFL.

Playing: Olivadotti started his football career on the playing field, as a four-year letter winner at wide receiver for Purdue from 1993-96.

Personal: Olivadotti earned his bachelor's degree in education and his master's degree in education administration, both from Purdue. He is the son of Tom Olivadotti, the current Houston Texans linebackers coach, who has also coached in Cleveland, Miami, Minnesota and New York. Olivadotti and his wife, Keely, live in Ashburn, VA.

Coaching: Kirk Olivadotti began his NFL career with Washington in 2000. He has remained with the franchise as a quality control coach as well as assisting with the Redskins defensive backs during his first three seasons. During his tenure, he has worked under some of the NFL's brightest defensive minds in coordinators Ray Rhodes, Kurt Schottenheimer, Marvin Lewis, George Edwards and now Gregg Williams and Greg Blache. In 2004, he was again responsible for defensive quality control as well as assisted Danny

Tight Ends



**Rennie
Simmons**
24th NFL Season
15th Redskins

success of the offense. Under Simmons' watchful eye, Chris Cooley served in that capacity last

season, leading the team in touchdown receptions with six and adding 37 catches for 314 yards. The Redskins selected Cooley in the third round of the 2004 NFL Draft from Utah State. Robert Royal is a big, athletic tight end that has battled injuries since the Redskins selected him in the fifth round of the 2002 NFL Draft. Royal started nine games for the Redskins last season at tight end and contributed four touchdowns on only eight catches for 70 yards.

Head Coach Joe Gibbs is more than familiar with the teaching talents of Simmons, coaching with him from 1981-93 on the sidelines of RFK Stadium, and more recently as a minority owner of the Atlanta Falcons, where Simmons spent seven seasons, working with the offensive line in 2003. Their history goes as far back as high school, when they both attended Santa Fe High and then went on to San Diego State to play for Coach Don Coryell.

Simmons joined the Redskins staff in 1981 as tight ends coach

Coaching: Rennie Simmons, yet another impressive veteran NFL assistant, came back to the Redskins in 2004 for his second tour. With a distinguished resume of his own, Simmons brought another level of experience and versatility to the Washington staff, serving in several different capacities on offense during his football coaching career.

The Redskins implemented the tight end as well as the H-Back position in 2004, positions heavily utilized by Head Coach Joe Gibbs and crucial to the



(1981-89), moved to coach the offensive line in 1990-91, and then the receivers in 1992-93. During those years, he was responsible for an impressive group of players and helped lead the Redskins to four Super Bowl appearances and three Championship victories. Under his watch, the "Hogs" line led the NFL in fewest sacks allowed (nine) in 1991 and his receivers, including Art Monk, Gary Clark and Ricky Sanders, set a number of team records.

In 1994, he left Washington to coach tight ends for the Los Angeles Rams, and then the offensive line at Houston in 1996. He joined the Atlanta Falcons in 1997 coaching the wide receivers and took over the tight ends in 2000. In 2001, he began working with the Falcons' offensive line.

Playing: Simmons played center at San Diego State (1961-63) alongside teammate Joe Gibbs. He was chosen as the Aztecs' Most Inspirational Player as a junior.

Personal: A native of Poughkeepsie, NY, he grew up in Santa Fe, CA and attended Santa Fe High School. Simmons and his wife, Carol, have two children: Rod and Karen.

Special Teams



Danny Smith

11th NFL Season
2nd Redskins

Coaching: Coach Gibbs won't hesitate to tell anyone how important he considers special teams, and how much hard work the Redskins have already put in on teams this off-season. Leading that charge is Danny Smith, who came to Washington in 2004 following a three-year stay in Buffalo working with Assistant Head Coach Gregg Williams.

With John Hall out on the injured reserve list in 2004, the team signed Jeff Chandler in Week 15 and he stepped up admirably against his former team, San Francisco. He was four-of-four from field

goal range with a career-long 49-yarder and was two-of-two on PATs. He finished the season five-of-six with a long of 49 yards. Hall, prior to landing on injured reserve, was eight-for-11 with a 46-yard long. Tom Tupa was

added during the 2004 offseason to take over punting and holding duties. Tupa had a stellar season, leading the NFC in gross punting average with 103 punts with a 44.1 average. For his performance this season, Tupa was named an alternate to the Pro Bowl. James Thrash and Ladell Betts served as return men for the Redskins. Antonio Brown also stepped up late in the season and had several long, exciting returns that set the Redskins up for scores. Thrash was named Special Teams Player of the Week for his Week Nine performance against the Lions. Thrash finished first on the team in special teams tackles with 31. Ethan Albright, one of the NFL's best and most consistent long snappers, returned as a starter and remained a huge asset to the Redskins' special teams.

During Smith's tenure in Buffalo, the Bills' special teams units prospered dramatically. His unit finished first in the league in kick-off coverage at the end of 2003, as well as finishing in the top-ten in field goal percentage, points per game, and both gross and net punt averages. The Redskins will look to him to build on those rankings this season.

Smith previously served as tight ends coach with the Detroit Lions during the 1999 and 2000 seasons following a four-year stint with the Philadelphia Eagles (1995-98), two seasons on special teams and two with the defensive backs.

Before joining the NFL ranks, Smith spent eight years at Georgia Tech (1987-94) where he coached several positions including running backs, wide receivers and defensive backs. He was with the Yellow Jackets when they split the 1990 Division I-A National Championship. Smith began his college coaching career as a graduate assistant at his alma mater, Edinboro State, and also spent time at The Citadel, William & Mary and Clemson. He entered the coaching ranks at his high school alma mater, Central Catholic High School, in Pittsburgh where he helped tutor former Miami Dolphins quarterback Dan Marino.

Personal: Smith graduated from Edinboro State. He and his wife, Elaine, have three children: Erin, Courtney and Jason.

Secondary-Cornerbacks



DeWayne Walker
7th NFL Season
2nd Redskins

tackles (45 solo), three interceptions and 12 pass deflections. However, he was not alone in the task, as the Redskins signed veteran cornerback Shawn Springs to complement Smoot prior to the season from Seattle.

Springs is a solid veteran with eight seasons under his belt, including a Pro Bowl year in 1998. Springs had an exceptional season and became the first cornerback in league history to lead his team in interceptions (six) and sacks (five). He also posted 69 tackles (59 solo). Walt Harris added 21 tackles (12 solo) and two interceptions. Harris started for Springs at San Francisco in Week 15 and had five tackles (three solo) and an interception. He also started for Smoot in Week 17 and had six tackles (five solo). Ade Jimoh, in his second season with the Redskins, and rookies Garnell Wilds and Rufus Brown provided depth at the position.

Before joining the Giants in 2002, Walker worked with the secondary of the New England Patriots, under current USC head coach Pete Carroll (1998-2000). During his tenure, defensive backs Lawyer Milloy and Ty Law each earned trips to the Pro Bowl. In 2001, he followed Carroll back to the college ranks at USC, taking over the secondary as well as being named associate head coach. During his tenure, the Trojans ranked 16th among the nation's 115 Division I-A schools in passes defended. Under his tutelage, the Trojans secondary finished the season tied for seventh in the country with 19 interceptions.

Walker began his coaching career at Mt. San Antonio Junior College (1988-92) where he was the secondary coach for four seasons before becoming defensive coordinator in 1992. He went on to coach with Utah State (1993), Brigham Young (1994), Oklahoma State (1995) and California (1996-97, Aloha Bowl 1996). Walker is an alum of the NFL's Minority Coaching Fellowship program, having worked with the San Francisco 49ers in 1996, and with the New England Patriots in 1997, both under Carroll.

Playing: Walker played professionally as a defensive back for three seasons: with the Edmonton Eskimos of the CFL in 1982, with the USFL's Oakland Invaders in 1984 and Arizona Outlaws in 1985. He started at cornerback for two seasons at Minnesota (1980-81) after playing at Pasadena City College for two seasons.

Personal: Walker earned his bachelor's degree from Regents College in Albany, NY. He and his wife, Zan, have three children: daughters Keshia and Kendra, and son, Kevan. The Walkers live in Ashburn, VA.

Assistant to the Head Coach-Football



Mike Rutenberg
3rd NFL Season
3rd Redskins

Mike Rutenberg begins his third season with the Redskins, this year as the assistant to Head Coach Joe Gibbs. He works closely with Coach Gibbs on day-to-day football operations and administrative coaching assignments.

His responsibilities include maintaining the daily football schedule and calendar, assisting with meetings, and working with the other football operations departments to help coordinate practice and game operations.

Rutenberg started with the Redskins as

an intern in the public relations department during the summer of 2001. From there he moved on to the personnel department where he served as a scouting intern and then player personnel assistant.

The Chevy Chase, MD native received his bachelor's degree in science degree in hospitality management with a concentration in law from Cornell University. He resides in Washington D.C.

Front Office

Vice President of Football Operations



Vinny Cerrato

15th NFL Season
6th Redskins

Vinny Cerrato begins his sixth season with Washington, currently overseeing all aspects of player personnel. In his role as Vice President of Football Operations, his responsibilities include managing the Redskins draft, identifying free agency needs and acquisitions, coordination of all pro and college player evaluations, and day-to-day football operations of the organization.

Cerrato began his first tour in Washington in the summer of 1999. His first two years in Washington were busy, helping acquire future Hall of Famers Bruce Smith and Deion Sanders, as well

as several free agents including Irving Fryar and Mark Carrier. He orchestrated trades with the Miami Dolphins (Matt Turk) and swapped first-round draft picks with the 49ers, leading to the additions of the second and

third overall picks in the 2000 NFL Draft (LB LaVar Arrington and OT Chris Samuels).

Cerrato left the Redskins for the 2001 season, spending the year as an analyst for ESPN and ESPN.com. He rejoined the team in 2002 as Director of Player Personnel and was named Vice President of Football Operations in 2003.

Before coming to Washington, he spent nine seasons with the San Francisco 49ers including their Super Bowl XXX year in 1994. He joined San Francisco in 1991 as Director of College Scouting, helping to draft players including Ted Washington, Ricky Watters, Dana Stubblefield and Bryant Young. In 1995, Cerrato was promoted to Director of Player Personnel, overseeing all college scouting and draft activities as well as pro scouting of NFL players and opponents. Again, Cerrato made an impact as his drafts produced such standouts as Terrell Owens, Lee Woodall and Lance Schulters.

Before breaking into the NFL, Cerrato served as the football recruiting coordinator under Lou Holtz at Notre Dame (1986-90). During that time, the Irish played in four Bowl games, won the 1988 NCAA National Championship, and had 23 players selected in the first and second rounds of the NFL Draft. Cerrato started his career as a graduate assistant for the Minnesota Golden Gophers (1983-84) before he was promoted to recruiting coordinator in 1985, a position he served one year before moving on to Notre Dame.

A 1982 graduate of Iowa State, Cerrato lettered at quarterback and wide receiver all four years. He was born in Flushing, NY and grew up in Albert Lea, MN, where he played football, track and hockey. Cerrato and his wife Rebecca, a doctor completing her residency in orthopedics, have two sons, Vincent John and Charles.

2004 Rookie Report

Sean Taylor emerged as one of the top defensive rookies in 2004. He finished the season second on the team in interceptions with four and fifth on the team in tackles with 89 (62 solo). He started 13 games this season after making his first career start in Week 3 against the Dallas Cowboys on Monday Night Football. His knack for making big plays made him a fan favorite and also earned him a 1st alternate selection to this season's Pro Bowl.

Chris Cooley put on an impressive showing his rookie season. He played in all 16 games with nine starts and finished the season with 37 receptions for 314 yards and a tie for the team-lead with six touchdowns. But not only were his numbers on the field impressive, but so was the work he did in the community that named him the Redskins' nominee for the NFL's Walter Payton Man of the Year Award.

The youngest members of the "Dirtbags" in 2004 were rookie linemen Mark Wilson and Jim Molinaro. Wilson got his first career start in Week 12 at Pittsburgh and also saw action in the season finale against the Minnesota Vikings. While, Molinaro played in 11 games this season in a reserve role.



Director of Pro Personnel



Louis Riddick
12th NFL Season
5th Redskins

Louis Riddick begins his first season as Director of Pro Personnel after spending the last four years as a pro scout. With 11 years of NFL experience both on and off the field, Riddick brings invaluable experience to his expanded role.

In addition to the advance scouting of Redskins' opponents during the regular season, Riddick is responsible for the club's evaluation of all pro leagues including the rest of the NFL for potential free agents and trades, the Canadian Football League, the Arena League and players participating in NFL Europe. He oversees all in-season and off-

season free agent workouts and assists the coaching staff in assembling the eight-man practice squad before the start of the regular season. Along with the rest of the personnel staff, he plays a significant role in the team's

preparation for the annual NFL Draft.

Riddick enjoyed a seven-year career in the NFL as a safety, amassing 172 tackles and two sacks. He joined the league as a ninth-round selection of the San Francisco 49ers in the 1991 NFL Draft and went on to play for the Atlanta Falcons, Cleveland Browns and Oakland Raiders. He finished off his NFL playing career with the Raiders in 1998, posting 49 tackles and one fumble recovery.

Riddick was awarded an athletic scholarship and provost academic scholarship to the University of Pittsburgh, where he was a four-year letter winner (1987-90). As a scholar athlete, he was named academic All-America both junior and senior years, in addition to earning All-BIG EAST honors and being voted by his teammates as captain for his senior season. He graduated in 1991 with a degree in economics.

The Quakertown, PA native was a *USA Today*, *Parade*, and Bally All-American at both running back and safety at Penridge High School. Following his senior season, he was ranked by *Parade* as the eighth most sought after player in the country. Riddick comes from a football family - his brother Robb played running back for the Buffalo Bills (1981-88); his cousin Tim Lewis is the defensive coordinator for the New York Giants and a former first-round draft pick of the Green Bay Packers; and his cousin Will Lewis is the pro personnel director for the Seattle Seahawks. He and his wife, Debbie, have two daughters, Lauren and Lindsay.



Undrafted FAs Step Up

The Washington Redskins had a number of undrafted free agents who made significant contributions during the 2004 season. In total there were 24 players who made the 53-man active roster at one point during the year, totaling 187 appearances and 55 starts.

The defensive side of the ball had the most undrafted players with 15, led by Ryan Clark who appeared in all 16 games, starting 11, and finished with 91 tackles (65 solo). As a whole, the defensive undrafted free agents combined for 117 games played, 50 starts, 391 tackles (260 solo), eight sacks, two interceptions, three forced fumbles, and two fumble recoveries.

There were nine players who appeared either on the offensive or special teams side of the ball. James Thrash led the way appearing on both offense, as a wide receiver, and special teams, returning kickoffs and punts as well as being a member of the punt coverage team. He finished the year playing in 13 games, starting three, with 17 catches for 203 yards and returning 19 punts for 162 yards as well as nine kickoffs for 186 yards.

Director of College Scouting



**Scott
Campbell**
18th NFL Season
4th Redskins

Atlanta Falcons in 1987, serving as an assistant to his father, Head Coach Marion Campbell. He spent three years as the administrative assistant to the coaching staff, helping coordinate training camp, team travel and additional football logistics. In 1990, he moved over to Atlanta's personnel department full-time for a seven-season run as an area scout.

Campbell earned his bachelor's degree in education from the University of Georgia in 1984, where he played on the offensive line for three SEC Championship squads, including the 1980 National Championship team. He went on to earn a master's degree in education from Auburn University in 1986, while working with the Tigers' football program as a graduate assistant from 1985-86. Campbell and his wife, Cindy, have two daughters, Courtney and Caroline, and live in Leesburg, VA.

Scott Campbell returns as Director of College Scouting for the 2005 season. He originally joined the Redskins in 2001 in the same capacity, overseeing the area scouts and assisting with the Redskins draft operations before heading up the scouting of pro personnel for the past four seasons.

Previously, Campbell spent the 2000 season in Chicago as the Bears' director of pro scouting, after three seasons in Kansas City, serving as the southeast area scout (1997-99).

He began his NFL career with the

Director of Football Administration



Eric Schaffer
3rd NFL Season
3rd Redskins

Prior to joining the Redskins, Schaffer spent 11 years with International Management Group (IMG) in various roles. He started as an intern for IMG's founder Mark McCormack, moved on to their motorsports division where he sold corporate sponsorships and managed young race car drivers, and eventually became the staff counsel for IMG Football, where he oversaw all legal issues related to 90 NFL clients and negotiated player contracts as an NFLPA registered agent.

Schaffer holds both a bachelor's degree in history from the University of Michigan and a law degree from Case Western Reserve University where he completed his studies while working full time for IMG. A native of Cleveland, OH and a member of the Ohio Bar Association, Schaffer currently resides in Sterling, VA with his wife, Jaymie.

Eric Schaffer returns for his third season with the Redskins, this season as the newly appointed Director of Football Administration. For the past two seasons, his primary responsibilities included managing the salary cap and negotiating player contracts. Schaffer conducts extensive research and analysis of NFL player contracts and statistics throughout the League and is responsible for ensuring that the Redskins are in compliance with NFL personnel and salary cap rules.

Record Crowds at FedExField

Redskins games have been sold out for the past 38 seasons, totalling 312 games (including regular season and post-season play). The following are record crowds at the Redskins home stadium, FedExField.

Date	Opponent	Outcome	Attendance
9/27/04	Dallas	L 18-21	90,367
10/10/04	Baltimore	L 10-17	90,287
9/12/04	Tampa Bay	W 16-10	90,098
12/12/04	Philadelphia	L 14-17	90,089
10/31/04	Green Bay	L 14-28	89,295
12/5/04	NY Giants	W 31-7	87,872

Pro Scout



Don Warren

15th NFL Season
15th Redskins

touchdowns. Warren played in four Super Bowls under head coach Joe Gibbs (XVII, XVIII, XXII, XXVI), winning three. He had his

best year as a pro in 1980 where he recorded a career-high 31 receptions. Warren was named to the Redskins 70 Greatest team in 2002. He was drafted by the Redskins in the fourth round of the 1979 NFL Draft, playing all 14 years of his career with Washington.

Following his playing career, he worked as a football and baseball coach at Centreville High School in Virginia.

He and his wife, Irene, have three sons: Blake, Brett, and Beau, and reside in Clifton, VA.

Don Warren returns to the burgundy and gold after a 12-year hiatus, this time off the playing field. In his first season as a pro scout, Warren will assist in the advance scouting of Washington's opponents, as well as evaluating talent in each of the professional leagues.

Warren had a stellar career at tight end with the Washington Redskins from 1979 to 1992. He played in 193 games, recording 244 receptions for 2,536 yards and seven



Pro Scout



Terry Ray

6th NFL Season
1st Redskins

26 starts and recording 193 tackles (123 solo), one sack and four interceptions.

After five seasons in the NFL, he continued his career in the CFL at linebacker and safety. During his six CFL seasons, Ray spent time with the Edmonton Eskimos and finished off his career with the Winnipeg Blue Bombers in 2004. Among the many honors, he was named the Eskimos Most Outstanding Defensive Player three times, a West Division All-Star three times and a CFL All-Star twice. He totaled 448 tackles (382 solo), seven interceptions for 109 yards and 12 pass deflections in 92 games.

Ray was born in Belgium and played college ball at Oklahoma. He and his wife Marie have a son, Terran (7) and a daughter, Quincy (5) and reside in Virginia.

Terry Ray joins the Redskins front office in 2005 following a solid playing career in the Canadian Football League and the NFL.

Originally a sixth round selection of the Atlanta Falcons in the 1992 NFL Draft at safety, Ray went on to play for the New England Patriots for four seasons (1993-96) and appeared in Super Bowl XXXI. He ended his NFL career appearing in 73

games with



Future Super Bowls

Super Bowl XL	February 5, 2006	Ford Field	Detroit, MI
Super Bowl XLI	February 4, 2007	Pro Player Stadium	Miami, FL
Super Bowl XLII	February 3, 2008	Cardinal Stadium	Glendale, AZ
Super Bowl XLIII	February 2, 2009	Raymond James Stadium	Tampa, FL

National Scout



Joel Patten

18th NFL Season
5th Redskins

Patten played eight seasons in the NFL and three years in the USFL as an offensive tackle. He initially signed as an undrafted free agent with the Cleveland Browns in 1980. In his NFL career, Patten played a total of 56 games for the Browns (1980-82), Indianapolis Colts (1987-88), San Diego Chargers (1989-90) and Los Angeles Raiders (1991-1992). Patten played all three seasons of the USFL's existence, for the Washington Federals (1983-84) and the Orlando Renegades (1985). As a player, he lists his two biggest NFL thrills as being a member of the Cleveland Browns' playoff team in his rookie season of 1980 and making his first Monday Night Football start for the Colts (vs. Chicago) in 1987.

Patten holds a degree in history from Duke, where he played tight end and was co-captain for the Blue Devils. The son of a career Army man, Patten was born in Augsburg, Germany. He and his wife of 22 years, Betsy, live in Fairfax, VA, with their three children, Jake, Christina and Kimberly. Jake is a junior at Virginia Tech and a member of the 2005 ACC Champion Hokies that played in the Sugar Bowl.

Joel Patten returned to the Redskins front office in 2004 after a four-year hiatus, signing back on with Washington as the team's national scout. Patten spent the previous four seasons as a member of the Houston Texans personnel department, responsible for scouting the southeastern part of the country for talent. Before his stint with the Texans, Patten spent three years in a similar position with the Redskins working under current Texans' general manager Charley Casserly. Patten was also a part-time Washington scout in 1996.

National Scout



Russ Bolinger

22th NFL Season
1st Redskins

Russ Bolinger joins the Redskins in 2005 as a national scout after spending the past nine seasons in the personnel department of the Detroit Lions.

From 1994-95, Bolinger served a two-year stint as a scout for the Jacksonville Jaguars. Prior to that, he spent three seasons at the University of Utah - serving as a graduate assistant in 1991 and as recruiting coordinator in 1992 and 1993.

Bolinger began his NFL career on the field as an offensive lineman for the Lions from 1976-1982. He finished his playing

career with the Los Angeles Rams from 1983-85 and also had a stint with the USFL Memphis Showboats in 1985.

A standout player at the University of California-Riverside and Long Beach State, he won the Lynn Hoyem Outstanding Senior Award and played in the 1976 East-West Shrine All-Star Game. He graduated from Long Beach State in 1975 with a bachelor's degree in liberal arts. He is an inductee into both the University of California-Riverside Hall of Fame and Long Beach State Hall of Fame.

He and his wife, Paula, have four children: Joey, Kaylin, Jackie and Tony.

SEPTEMBER 16, 1937

The Washington Redskins played their first game in the Nation's Capital on this day in 1937. 19,941 fans came out to see the Skins take on the New York Giants at flood-lighted Griffith stadium. QB Riley Smith scored all of the Redskins' points with two field goals and a 60-yard touchdown romp, booting the extra point. The Redskins earned a 13-3 victory over Eastern Conference rival New York.

Area Scout



Tim Gribble

6th NFL Season
4th Redskins

coach (1996-1998) and running backs coach (1998-2000). At Duquesne, he was a four-year starter at fullback and team captain (1992-96). He also played baseball for the Dukes. Gribble was a double major, earning degrees

in psychology and sociology. He is single, and lives in Pittsburgh, PA.

Tim Gribble returns for his fourth season with the Redskins, now as an area scout, evaluating college prospects at schools throughout the south.

He joined the Redskins in 2002 as a personnel assistant. Before coming to Washington, he spent two years with the Pittsburgh Steelers as an assistant to the scouting department.

Previously, he was an assistant coach for his alma mater, Duquesne University, serving as the special teams coordinator (1996-2000), defensive line

Area Scout



Shemy Schembechler

10th NFL Season
5th Redskins

He began his career as a graduate recruiting assistant at the University of Michigan in 1993, following in the footsteps of his father, legendary Michigan coach Bo Schembechler (from 1969-99). While at Michigan, Schembechler

assisted in the recruitment of many future NFL stars including Redskins tackle Jon Jansen. During his tenure (1993-95), he was also part of three Bowl championship teams (Hall of Fame Bowl, Holiday Bowl and Alamo Bowl).

A 1992 graduate of Miami University (OH), he and his wife, Megan, reside in Worthington, OH.

Shemy Schembechler begins his fifth season with the Redskins, having joined the staff prior to training camp in 2001.

In his first year with Washington, he served as the midwest area scout, adding the northeast region to his responsibilities in 2002. Previously, he served as the midwest BLESTO scout for the Chicago Bears (1998-00).

Schembechler got his start in the NFL as a scouting assistant with the Kansas City Chiefs in 1996, a position he held for two seasons.

Area Scout



Jim Zeches

5th NFL Season
1st Redskins

of his tenure there. He originally joined the WSU staff in 1989 as defensive line coach. He then moved to coach the outside linebackers from 1991-1998. Zeches also coached the tight ends his final two seasons.

A Los Angeles native, Zeches earned two varsity letters while playing center at Cal-State Northridge (1971-72). Following five years of coaching preps, Zeches served as a graduate assistant at UCLA from 1978-1980 under Terry Donahue. He joined Arizona Cardinals head coach Dennis Green's staff at Northwestern in 1981 coaching the defensive line until 1986. In 1987, Zeches coached the inside linebackers at Weber State.

Zeches and his wife, Kathy, have a son, Brian, who is a quarterback at Idaho State

Jim Zeches joins the Redskins front office in 2005 as an area scout. He spent the past four seasons in the same capacity with the San Francisco 49ers.

Upon joining the 49ers, Zeches brought 28 years of coaching experience to his new front office role. Zeches joined the 49ers staff after spending 12 years in various positions at Washington State University. In addition to his coaching responsibilities, he served as the recruiting coordinator for the Cougars during the last seven years

Area Scout



Mike Faulkner

30th NFL Season
7th Redskins

before assuming a front office role with the San Francisco 49ers (1991-97) and Seattle Seahawks (1998-99).

During his first go-round with the Redskins, Faulkner was a coaching intern under George Allen before also coaching the wide receivers in 1978 under Coach Jack Pardee.

Faulkner coached in the CFL with Toronto (1979) and Montreal (1982) and was a college coach at Eastern Illinois in 1981. He started coaching in the prep ranks at West Virginia in 1972. He played quarterback and defensive back at West Virginia Tech from 1965-69. He is married to Laura and resides in Russell, KS.

Mike Faulkner rejoins the Redskins front office as an area scout. He served in the same capacity with Washington from 1974-78 and as director of college scouting in 2000.

For the past four seasons, Faulkner served as an area scout for the New Orleans Saints, the last two as Western Regional Supervisor. He brings 29 years of experience back to Washington including coaching stints with the New York Giants (1980), New York Jets (1983-89) and Cleveland Browns (1990)

College Scouting Assistant



Chip Flanagan

1st NFL Season
1st Redskins

Brunswick, ME in 2000. He also received a master's degree in sport management from UMass-Amherst in 2004. While at Bowdoin, he was a three time letterman in football at outside linebacker as well as team captain. He also lettered in baseball. Flanagan is single and resides in Washington, DC.

Chip Flanagan begins his first season as a college scouting assistant after serving as an intern in the personnel department during the 2004 season. In his current role, he will continue to be involved in the day-to-day operations of the personnel department as well as assisting in the evaluation of college and pro players, including NFL Europe prospects.

The Lowell, MA native received a degree in mathematics and a minor in economics from Bowdoin College in

Pro Personnel Assistant



Ryan Kessenich

1st NFL Season
1st Redskins

he majored in marketing and finance with a minor in journalism while also working with several Milwaukee-area sports organizations including the Milwaukee Bucks, UWM Athletics, Sports Marketing Management Group and the Milwaukee Wave.

Ryan Kessenich joins the Redskins in 2005 as a pro personnel assistant. He will help out the personnel department in a variety of areas including the evaluation and scouting of professional players, as well as those participating in NFL Europe.

Kessenich spent the past two summers with the Kansas City Chiefs; as Training Camp Courier in 2003 and Training Camp Coordinator in 2004.

The Madison, WI native attended the University of Wisconsin-Milwaukee where

Salary Cap Assistant



Matt Jacobson

1st NFL Season
1st Redskins

Matt Jacobson begins his first season with the Redskins, working closely with Eric Schaffer on salary cap and player contract issues.

Prior to joining the Redskins, he spent three summers interning at Legg Mason.

A native of Tampa, FL, Jacobson graduated from Boston College in 2005 with a degree in finance and a minor in history. He has one brother and one sister, is single and resides in Herndon.

Director of Player Development



John 'JJ' Jefferson

14th NFL Season
6th Redskins

John "JJ" Jefferson begins his sixth year at the helm of the Redskins player development efforts. In his role, Jefferson's responsibilities include the integration of players into professional football, encouraging their educational development, and acting as a counselor to both rookies and veterans as needed throughout the season. During the off-season, Jefferson coordinates an internship program that assists players in locating and securing opportunities that help them earn practical job

experience that may lead to a second career when it comes time to leave the playing field. He also works closely with players in family assistance and financial programs. Previously, he spent five years as the Director of Student-

Athlete Life at the University of Kansas.

A member of the famed "Air Coryell" offense that revolutionized San Diego's passing game, Jefferson played wide receiver for the Chargers in the late 1970s and early 1980s. Known for his acrobatic catches, he was selected to the Pro Bowl four times, and won a Pro Bowl Co-MVP selection in 1983. Jefferson, along with his 1980 San Diego Chargers teammates Dan Fouts, Charlie Joiner, and Kellen Winslow Sr., was voted the best passing unit in NFL history. He began his NFL career as the first-round draft choice of the Chargers in 1978. He also played with the Green Bay Packers (1981-84) and the Cleveland Browns (1985).

Jefferson is a graduate of Arizona State University with a bachelor's degree in history. He and his wife, DeWanda, have two children, Tiffany and John II, and live in Ashburn, VA.

Redskins Training Camp History

This year will mark the third time the Washington Redskins will hold Training Camp at Redskins Park, the team's year-round training facility in Ashburn, VA. The following is an overview of Redskins Training Camp history:

Year	Site	Location
1937	Fairlawn Field	Anacostia, Washington, D.C.
1938	Eastern State Normal School	Cheney, Washington
1940	Gonzaga University	Spokane, Washington
1941	Brown Military Academy	San Diego, California
1942-62	Occidental College	Los Angeles, California
1963-94	Dickinson College	Carlisle, Pennsylvania
1995-99	Frostburg State	Frostburg, Maryland
2000	Redskins Park	Ashburn, Virginia
2001-02	Dickinson College	Carlisle, Pennsylvania
2003-04	Redskins Park	Ashburn, Virginia

Athletic Training

Director of Sports Medicine



**Lamar
'Bubba' Tyer**
34th NFL Season
34th Redskins

Bubba Tyer returns as the senior staffer in the Washington Redskins organization, to oversee the team's athletic training and medical needs, and to work as a liaison with the coaching staff. Tyer will have the opportunity to blend his skills, both as a fixture among the training room staff and as a member of the Redskins front office.

One of the most popular figures in Redskins history, Tyer has spent 33 seasons with the Redskins, 25 of them as head athletic trainer. As one of the most

respected members of his profession, Tyer was recognized as the NFL's top trainer in 2000. He was recently inducted to the franchise's Ring of Fame at FedEx Field, at the end of the 2003 season. He will continue to be an invaluable

resource both to Head Coach Joe Gibbs and the Redskins athletic training staff, headed by John Burrell.

In his 33 seasons with the Redskins, Tyer has been part of five Super Bowl appearances and three World Championship teams. He has played an integral role in helping the team to 14 playoff seasons and seven division titles. From 1971-2002, the Redskins compiled a 303-215-2 record, in which he oversaw the careers of seven Hall of Famers.

A graduate of Lamar University in Beaumont, TX, Tyer was head trainer for the United States Marine Corps' varsity sports program at Quantico for four years (1968-1971) before joining the first staff of another Redskins Hall of Fame Coach, George Allen. Tyer is a former president of the Pro Football Athletic Trainers Society. He and his wife, Cathy, have one daughter, Ashley, and they reside in Ashburn, VA.

Head Athletic Trainer



**John
Burrell**
11th NFL Season
2nd Redskins

John Burrell came to Washington in 2004 as head athletic trainer. He joined Coach Gibbs' staff from the Jacksonville Jaguars where he spent nine seasons as an assistant athletic trainer. He was with the Jaguars since their inaugural season in 1995.

Burrell moved into a full-time NFL assistant position in 1995 after spending five years as a summer assistant trainer with the Atlanta Falcons.

A native of Vicksburg, MS, he served as head athletic trainer at Alcorn State University in Lorman, MS, and assistant athletic trainer of the Shreveport Pirates of the Canadian Football League during the team's inaugural season.

Burrell serves on a number of national trade boards and committees. In 2000, he was appointed by Florida governor Jeb Bush to serve as a member of the newly created Board of Athletic Training and in 2002 he was reappointed to the same position. He is also a member of the National Athletic Trainers Association and the Virginia Athletic Trainers Association.

Burrell received his bachelor's degree in athletic training from the University of Southern Mississippi.

Assistant Athletic Trainer



**Eric
Steward**
5th NFL Season
5th Redskins

Steward is a Boston, NY native, and a graduate of Canisius College in Buffalo. He lives in Ashburn, VA, where he is also a volunteer EMT and firefighter with the Ashburn Fire and Rescue Department.

Eric Steward returns to the Washington Redskins training room for his fifth season. He will continue to assist with the preparation, treatment and rehabilitation of the team throughout the year.

Steward began his professional career as a student athletic trainer with the Buffalo Bills during the 1996 and 1997 campaigns. He was a graduate assistant athletic trainer with Syracuse University from 1998-2000, and spent the 2000 NFL season as an intern with the Pittsburgh Steelers.

Asst. Athletic Trainer / Physical Therapist



**Larry
Hess**
4h NFL Season
4th Redskins

his bachelor's degree in life science in 1998 and his master's in physical therapy in 2001, both from Nova Southeastern University in Ft. Lauderdale, FL. Hess is a certified strength and conditioning specialist. He and his wife, Beth, live in Ashburn, VA.

Larry Hess begins his fourth season with the Washington Redskins, after joining the team in 2002. He assists John Burrell and Eric Steward with the preparation, treatment and rehabilitation of the team throughout the year.

Hess joined the Miami Dolphins in 1998 as an intern, spending three seasons assisting during training camp, mini camp and game day activities. He was also the head athletic trainer at Dunbar High School in Fort Myers, FL.

A native of Pittsburgh, PA, he earned

Equipment Manager



Brad Berlin
5th NFL Season
5th Redskins

and transport of all team gear for training camp and road contests.

Berlin has nine years of experience on the collegiate level, beginning his career as head equipment manager with Utah State in 1992. He moved on to oversee operations at Colorado State from 1994-1998, then joined Missouri in 1998. He spent the 2000 season with Louisville as the assistant athletic director for equipment, before joining the Redskins in 2001.

A native of Marshall, MO, he received his bachelor's degree in educational studies and sports management from the University of Missouri in 1989. He continued his studies at Missouri, earning his master's of education and sports management in 1993. Brad and his wife, Kellie Ann, have a daughter, Miranda, a son, Brady, and live in Leesburg, VA.

Equipment

In his fifth season with the Washington Redskins, Brad Berlin oversees all aspects of the equipment and locker rooms at Redskin Park and FedExField. His responsibilities include the purchase and maintenance of all team equipment, as well as outfitting players, coaches and other football staff for both practices and games, as well as special community service and media events throughout the year. Berlin, along with assistant Anders Beutel, is charged with the coordination

Assistant Equipment Manager



Anders Beutel

9th NFL Season
5th Redskins

manager for the Frankfurt Galaxy in 1997, and the Amsterdam Admirals during their 1998 and 1999 campaigns.

During the off-season, Beutel spends his free time coaching youth ice hockey in Washington, DC. He is originally from River Falls, WI, and now resides with his wife, Kerry, in Ashburn, VA.

Anders Beutel returns for his fifth season with the Redskins, having joined the team in 2001. His responsibilities include assisting equipment manager Brad Berlin in the distribution and maintenance of equipment and uniforms, as well as assisting the Washington coaching staff on the practice field.

He came to Washington from the Tampa Bay Buccaneers, where he was an equipment assistant for four seasons (1997-2000). Beutel began his career with NFL Europe, as the assistant equipment

Video

Video Director



Mike Bracken

8th NFL Season
6th Redskins

maintaining video and digital equipment.

Bracken came to the Redskins after serving as video coordinator for University of South Carolina basketball for one season (1999-2000) and USC in 1998. He got his start in the NFL as a video intern with the Philadelphia Eagles (1997-98).

Bracken graduated from Lycoming College where he played defensive back and helped his team to two conference titles. A native of Clifton Heights, PA, Bracken lives in Ashburn, VA, with his wife, Dawn Marie, and daughter, Erin.

Mike Bracken begins his fifth season with the Redskins, his second as the head of the video department. His responsibilities include overseeing the daily operations, including assisting the coaching and scouting staff with game tape and player highlights. He conducts the editing of video for all practices and games, produces "cut-ups" of upcoming opponents, and creates highlight tapes for use in meetings throughout the season. He is also in charge of purchasing and

Assistant Video Director



Matthew Shea

2nd NFL Season
2nd Redskins

channel sales in the international market. While at Pinnacle, he also implemented the video network solution used by the Tampa Bay Buccaneers during Super Bowl week. Shea received his bachelor degree in history from the

University of Minnesota-Morris where he also was a three-year letter winner in football and team captain during his senior season. A native of Glenwood, MN, he is single and resides in Washington, D.C.

Matthew Shea joined the Washington Redskins video department in May 2004 and along with Tom Long, is responsible for the taping and editing of all games and practices. He is also responsible for compiling video for the Redskins coaching staff and personnel department prior to free agency and the NFL Draft.

He came to the Redskins after serving as the International Account/Business Development Lead Pinnacle Systems in Lowell, MA where his duties included contract negotiations and management of

Video Assistant



Tom Long
1st NFL Season
1st Redskins

Long came to the Redskins after spending three years as a student video assistant for the University of Maryland Terrapins football team from 2001-03.

The Teaneck, NJ native received a degree in kinesiology from the University of Maryland-College Park in 2004. He resides in Rockville, MD.

Tom Long begins his first season in the Redskins video department, after serving as an intern during the 2004 season.

He assists Mike Bracken and Matt Shea with the day-to-day operations of the department, including the taping of practices and the editing of all video material for the coaching staff and personnel department. Also, he is specifically responsible for all video requests by the special teams and Coach Danny Smith.

Team Administration



Derrick Crawford
6th NFL Season
6th Redskins

University. He, his wife Dari and son, D'Wayne live in Charles Town, WV.

Derrick Crawford begins his sixth season with the Redskins, second in his current role. He joined the organization in 1999 working with the stadium operations department.

Crawford is responsible for the day-to-day football operations, including team travel, budgets and the preparation and planning for training camp.

A native of Martinsburg, WV, he earned his bachelor's degree in sports management in 1999 from Shepherd

Team Admin

Washington Redskins 2005 Team Hotels

Home	Greenbelt Marriott	301-614-8201
Charlotte	Ballantyne Resort	704-248-4007
Baltimore	Greenbelt Marriott	301-614-8201
Dallas	Four Seasons	972-717-2533
Denver	Westin Westminster	303-410-5821
Kansas City	Sheraton Overland Park	913-234-2135
New York	Newark Airport Marriott	973-504-6185
Tampa Bay	Grand Hyatt	813-207-6680
St. Louis	Ritz Carlton	314-719-1494
Tempe	Ritz Carlton	480-293-2852
Philadelphia	Loews Hotel	215-627-1200

Staff



Jeremy Adkins



Seda Atam



Gregory Bacon



Kirt Bakos



Jason Baum



Jon Bean



Kathy Bemowski



Scott Bimba



BJ Blanchard



Chris Bloyer



Matthew Blundell



Alonzo Bowling



Todd Boyan



Shani Brim



Michael Brodney



Ron Brooks



Bernard Brown



Yolanda Brown



Kwame Bryan



Jacques Bullock



Ed Burke



Kenneth Burke



Robert Burke




Sam Burris



Danny Callahan



Jerry Chan



Bobby Chavis



David Claudio



Lorie Coker



Jordan Cookler



Gretchen Cox



Randy Cox



Jamie Creel



Juan Cruz



Michael Cunningham



Louise Delage



Michael Dillow



Marvin Dixon



Leon Duncan



Jayme Dungan



Steve Dunleavy



Joseph Dupriest



Sheila Dyson



Anthony Fanticola



James Fehrmann



Doug Fletcher



William Flores



Christine Folkers



Dustin Fox





Jason Friedman



Kathy Garcia



Kristen Gardner



Kevin Gasque



Chris Geron



Mitch Gershman



Geraldine Gicquel



Scott Goodspeed



Dennis Greene



Oscar Gresham



Nathan Gwaltney



Alexander Hahn



Mason Hallman



Aaron Haviland



Andrew Hession



Kendall Hicks



Roy Hossler



Nancy Hubacher



Patty Huber



Casey Husband



Jonathan Isaacs



Stephanie Jojokian



Craig Jones



Alan Karpovich



Jamilla Keene



Jermaine King



Matthew King



Michael Kitcoff



James Kragle



Lee Kuiters



Joe LaBue



Jolene Lanham



Charlene Lefkowitz



Bill Lindsey



Matt LoRusso



Gary Lower



Vladimir Martinez



Rebecca Mast



Catherine Matthews



Tiffani Mattingly



Michael Maxwell



Sandra Mboh



Raleigh McClam



Sean Meadows



Ben Mensah



Keri Meslar



Carlos Montoya



Bill Moscoso



John Murphy



Joyce Myers



Rod Nenner



Erica Newman



Becky Norris



Jerry Olsen



Gary Parker



Kevin Parr



Mark Patrick



Dave Pauken



Gilbert Perkins



Tracy Pettit



Virginia Pettit



Raheel Qamar



Tiffini Rascoe



John Reid



Wilbert Rice



Jeffery Richardson



Jeff Ritter



Tatiana Rudd



Tom Ruder



Genae Russell



Bethany Savoy



Deb Schauer



John Schlieman



Bretta Schnepf



Cory Schreckengost



Ricardo Shepherd



Norma Shorter



Jay Sloan



Ed Stepney



Mike Stevens



Steven Stratchko



Greg Stup



Tim Sutton



Valencia Taylor



Kristofer Thompson



Melanie Treanor



Timothy Vidsens



Cecilia Walcek



Aaron Waller



Ralph Watts



JR Webb



Jessica Welch



Donald Wells



Michael Westpoint



Kathy Weyzen



Greg Williams



Larry Williams




Stephanie Wu



Adam Zissman

Not Pictured: Suzanne Ainey, Michael Akas, John Baker, Robert Burgess, Daniel Casey, Norm Chirite, Ryan Dailey, Michael Duval, Scott Edwards, Brenton Fairmot, Mallorie Harper, Herbert Horner, Miebi Iyebote, Michael Jacob, Tom Labriola, James Lodge, Steven Long, Charles McGlone, Tyrone Richardson, Tom Rouse, Jeremy Stephens, Karl Swanson, Leland Thomas, Trevor Waddell, Christina Ward

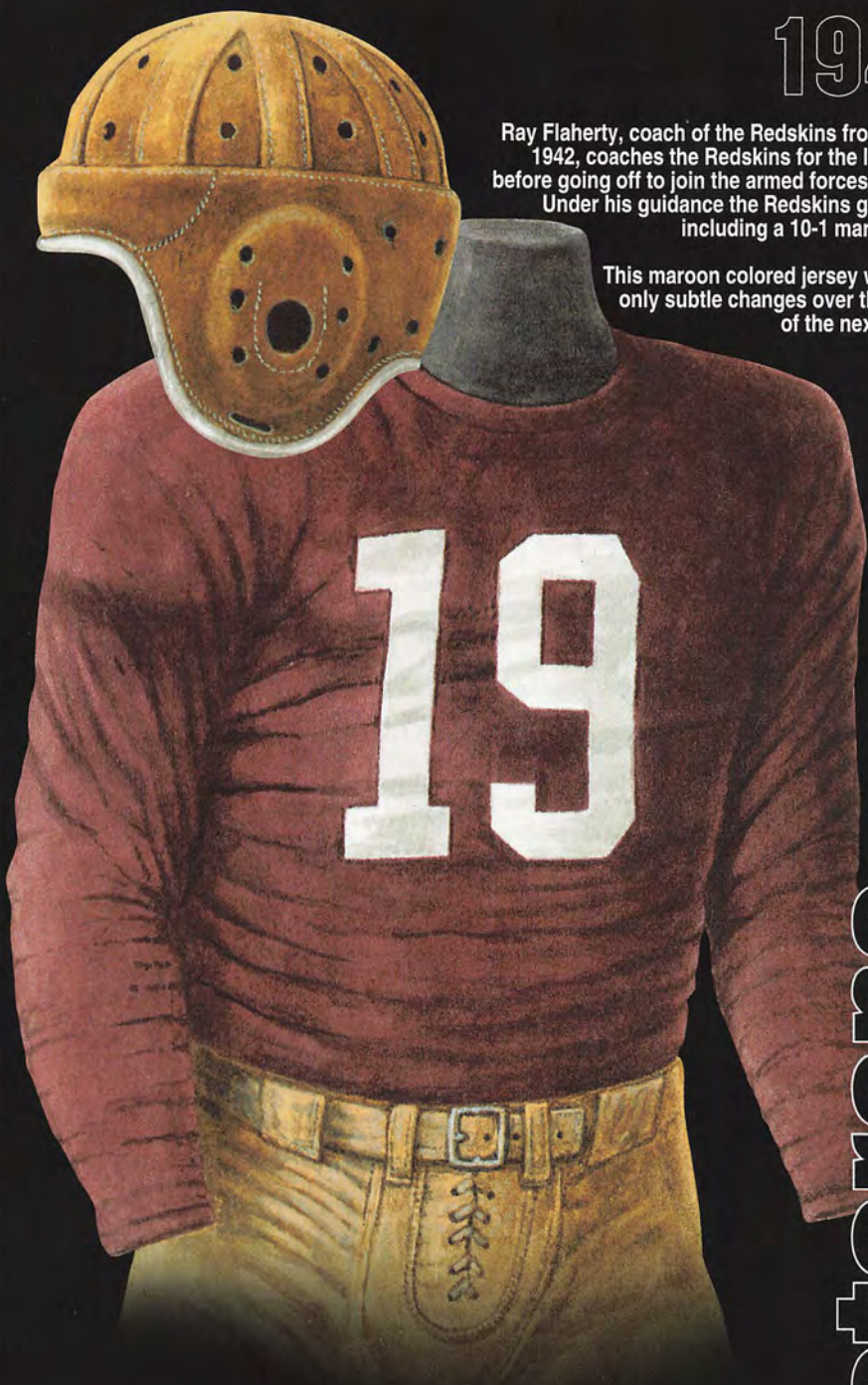
FedExField



1942

Ray Flaherty, coach of the Redskins from 1936 to 1942, coaches the Redskins for the last time – before going off to join the armed forces for WWII. Under his guidance the Redskins go 54-21-4, including a 10-1 mark in 1942.

This maroon colored jersey would see only subtle changes over the course of the next decade.



Veterans

71 Ethan Albright

Long Snapper



Height: 6-5
Weight: 265
Birthdate: 5/1/71
North Carolina
Grimsley High School
Greensboro, NC
10th NFL Season



OWNERSHIP

COACHES

PLAYERS

STATISTICS

RECORDS

HISTORY

SIDELINES

NFL Acquisition: Signed by Miami as an undrafted free agent on April 28, 1994.

How Acquired: Originally signed with the Redskins as a free agent on March 9, 2001 and re-signed on March 7, 2003.

2004 Season:

- Albright maintained his status in 2004 as one of the league's best long snappers, handling snapping duties in all 16 games for the Redskins.
- He was an integral part of a PAT and field goal unit that was 25-for-25 on PATs and 19-for-27 on field goals for the season.
- He also posted four special teams tackles, including one solo tackle.

Pro Career:

2003 Season:

- Albright appeared in all 16 games with the Redskins in 2003 as long snapper on field goal, PAT and punt placement protections.
- He helped the field goal team and kicker John Hall connect on 25-of-33 attempts and 26-of-27 PAT attempts.
- He also posted three special teams tackles, all on punt coverage. He has logged 49 career special teams tackles.

2002:

- He was perfect on all snaps and helped the Redskins placekickers finish the season 16-of-25 on field goals and 33-of-34 on PAT's.
- He was also flawless on all punt placement snaps, and helped the team to a 30-yard net average. He recorded four special teams tackles, giving him 42 for his career.

2001:

- He played in all 16 games and recorded four special teams tackles in 2001. In Week 2 at Green Bay (9/25), he had a season-high two special teams tackles, when he stopped punt returner Antonio Freeman twice in GB territory. His snaps were key in kicker Brett Conway making 79% of his FG attempts and 100% of his PAT's.

2000:

- Albright served as the Bills' long snapper in all 16 games and made a career-high 10 special teams tackles



Albright In Brief:

One of the NFL's best and most consistent long snappers, Albright is an all-around asset on special teams. He has played in all 16 regular season games for the past nine straight seasons (Buffalo, 1996-2000; Washington, 2001-04).

(eight solo), all on punts. His accurate snaps were key to kicker Steve Christie hitting four game-winning FGs.

- Albright made a season-high three special teams tackles in the season-opener vs. the Titans. In Week 2 vs. the Packers, he made his second career fumble recovery and returned it 17 yards to set up a Bills TD in their 27-18 win. He was perfect snapping on three FG attempts and one PAT at New England (11/5), helping Christie win Player of the Week honors.

1999:

- Albright was the long snapper in all 16 games for the Bills plus a Wild Card playoff game at Tennessee (1/8).

1998:

- Albright's accurate snaps played a big role in kicker Steve Christie establishing a Bills single-season record for points (140) and FGs (33). Albright also helped Christie extend his streak of consecutive PAT's to 108.
- Albright played in all 16 regular-season games and a Wild Card playoff contest at Miami. He had six tackles on special teams, all on punts.

1997:

- Albright showed poise on a pair of pressure-packed FG tries, Christie's game-winner as time expired in a 9-6 win at Indianapolis (10/20) and Christie's game-tying 55-yarder as regulation time expired at Denver (10/26). Albright played in all 16 games.

1996:

- Albright signed with the Bills after Miami waived him during training camp. He served as Buffalo's long snapper on all kicks. In his first game, he made a clutch snap on Christie's game-winning FG in OT at New York Giants (9/1).
- He was also key to Christie setting a team single-game record with six FGs at New York Jets (10/20). Albright made eight special teams tackles on punt coverage and

saw his first playoff action in a Wild Card game vs. Jacksonville (12/28).

1995:

- After re-signing with the Dolphins on Feb. 16, Albright made his NFL debut in the season-opener vs. New York Jets (9/3). He suffered a season-ending knee injury at New England (11/12). Overall, he made four unassisted tackles on punts.

1994:

- After signing with Miami as an undrafted free agent, Albright was waived on Aug. 22. He re-signed with Miami and was placed on the practice squad on Aug. 29. He was waived on Sept. 14 and re-joined the practice squad on Sept. 28. He was waived on Nov. 2. In the first week of December, Albright was named to the practice squad in Green Bay, where he finished the season.

College/Personal:

- Albright was a four-year letterman and two-year starter at North Carolina. He started every game as a junior and senior and was named first-team All-ACC as a senior. He helped the school set single-season records for points, TDs and total offense. He was also a member of the Academic All-ACC team.
- While at North Carolina, he majored in economics and political science. Albright played baseball, basketball and football at Grimsley High School in Greensboro, NC.
- Albright is also active in the community in conjunction with the Washington Redskins Charitable Foundation. He and his family most recently represented the Redskins at the annual White House Easter Egg Roll in

April 2004.

- While in Buffalo, he visited local elementary schools and served as an instructor at the Bills annual football skills clinic for inner-city youth. With the Redskins, Albright has been a regular participant in the Taste of the NFL, benefiting the D.C. Central Kitchen, an organization that prepares unused food as meals and donates it to area shelters. He also takes part in Rally Round the Redskins, benefiting the Ronald McDonald House Charities.

- He and his wife, Katherine, have two daughters and two sons, Mary Grace, Madelyn Costner, Lawson Geoffrey and Nolan Davis. The Albrights live in Greensboro, NC.

Albright Career Statistics

		G	GS
1994	Mia/GB	0	0
1995	Miami	10	0
1996	Buffalo	16	0
1997	Buffalo	16	0
1998	Buffalo	16	0
1999	Buffalo	16	0
2000	Buffalo	16	0
2001	Washington	16	0
2002	Washington	16	0
2003	Washington	16	0
2004	Washington	16	0
Career	Totals	154	0

55 Brian Allen Linebacker



Height: 6-0
Weight: 240
Birthdate: 4/1/78
Florida State
Columbia High School
Lake City FL
5th NFL Season



NFL Acquisition: Selected by St. Louis in the third round (83rd overall pick) in 2001 NFL Draft (4/21/01).

How Acquired: Allen was signed by the Redskins as an unrestricted free agent on April 6, 2005.

2004 Season:

- Allen appeared in 14 games for the Panthers as a reserve linebacker and special teams contributor.
- He posted 22 tackles (12 solo) with one interception for 21 yards.
- He posted his first career interception against Seattle



Allen In Brief:

Allen was signed during the 2005 off-season to add depth at linebacker and become a solid contributor on special teams. He has played the past three of four seasons in the league with the Carolina Panthers, posting 133 tackles (72 solo) and one sack and one interception. He posted a career-high 15 tackles and posted his first career sack in a start at Arizona (12/14/04). Allen joined the NFL after he was drafted in the third round by the St. Louis Rams in the 2001 college draft.



(10/10) and returned it 21 yards.

- He finished the season with eight special teams tackles.

Pro Career:

2003 Season:

- Allen was primarily utilized on special teams, playing in 14 games with four starts. He accounted for 52 tackles, one sack, two quarterback hurries, two passes defended and one forced fumble.
- He contributed to Carolina special teams units that ranked fifth in the NFL in opponents' kickoff return average.
- Started four games at weakside linebacker because of injuries to starters. Tampa Bay (9/14), versus Atlanta (9/28), at Atlanta (12/7) and at Arizona (12/14).
- Allen tied or led the team in tackles in three of his four starts.
- He was inactive with an injured groin at New Orleans (10/26) and versus Philadelphia (11/30) with an injured ankle.
- He appeared in all four contests and posted two tackles on special teams.
- At Tampa Bay (9/14), Allen started at weakside linebacker in place of Will Witherspoon, who moved to middle linebacker for an injured Dan Morgan and led the team with 11 tackles in addition to collecting one quarterback hurry and a batted pass.

2002 Season:

- He was claimed off waivers from Houston (5/30) late in the offseason and played in 16 games with five starts, one at middle linebacker and four at weakside linebacker.
- Allen recorded 59 tackles, one pass defended and four special teams tackles and emerged as a key late-season contributor on a defense that ranked second in the NFL in total defense and third down efficiency.

Single-Game Highs

Total Tackles: 15 at Arizona (12/14/03)

Solo Tackles: 7, three times, last at Arizona (12/14/03)

Int: 1 at Seattle (10/31/04)

- Started last four games of the season at weakside linebacker and tallied 31 tackles.
- Posted first NFL start at middle linebacker for Morgan who was out with an injured groin at Atlanta (10/20).

2001 Season:

- Allen entered the NFL after being drafted by St. Louis in the third round (83rd overall).
- He played in three games and was inactive for 13 contests but was utilized solely on special teams where he recorded one tackle.

College/Personal:

- He started in every game during his final two seasons at Florida State. He earned second-team All-ACC recognition following his junior and senior seasons. Allen ended his Seminoles career with 286 tackles, nine sacks, 16 tackles behind the line of scrimmage, four interceptions, two fumble recoveries, four forced fumbles and 16 passes defended.
- Allen was a Semifinalist for the Butkus Award, given to the nation's top linebacker and led the team with 102 tackles as a senior in 2000 and also accounted for one sack, one interception, two fumble recoveries, one forced fumble and nine passes defended.
- Ranked second on the team with 101 tackles in addition to registering five sacks, one interception, one forced fumble and two passes defended as a junior on the Seminoles national championship team in 1999. He shared duties at middle linebacker in 1998, starting five games. He was responsible for 57 tackles, three sacks, two interceptions, two fumble recoveries and five passes defended.
- Played in all 11 games as a reserve strongside linebacker during his freshman season in 1997 and had 26 tackles.
- He recorded 159 tackles and 5.5 sacks as a senior at Columbia HS in Lake City, FL, earning third-team all-state Class 6A recognition. He was also a Honor student as a senior in high school.
- Allen was a Sociology major. Born Brian Lamar Allen. Single. Has a daughter, Kabreon Yvette.

Allen Career Statistics

	Team	G	GS	Tkls	Solo	Int	Yds	TDs	Sack(s)	FF	FR
2001	STL	3	0	0	0	0	0	0	0	0	0
2002	Car	26	5	59	34	0	0	0	0	0	0
2003	Car	14	4	52	26	0	0	0	1	1	0
2004	Car	14	0	22	12	1	21	0	0	0	0
Career	Totals	57	9	133	72	1	21	0	1	1	0

Allen Game-by-Game Statistics

Year	Date	Opp.	Tkls	Solo	Sacks	Int	Yds	FF	FR
2004	Sept. 13	Green Bay	2	2	0	0	0	0	0
	Sept. 19	at Kansas City	0	0	0	0	0	0	0
	Oct. 3	Atlanta	0	0	0	0	0	0	0
	Oct. 10	at Denver	0	0	0	0	0	0	0
	Oct. 17	at Philadelphia	0	0	0	0	0	0	0
	Oct. 24	San Diego	2	1	0	0	0	0	0
	Oct. 31	at Seattle	3	2	0	1	21	0	0
	Nov. 7	Oakland	8	3	0	0	0	0	0
	Nov. 14	at San Francisco	5	4	0	0	0	0	0
	Nov. 21	Arizona	Inactive						
	Nov. 28	Tampa Bay	0	0	0	0	0	0	0
	Dec. 5	at New Orleans	Inactive						
	Dec. 12	St. Louis	0	0	0	0	0	0	0
	Dec. 18	at Atlanta	2	0	0	0	0	0	0
	Dec. 26	at Tampa Bay	0	0	0	0	0	0	0
	Jan. 2	New Orleans	0	0	0	0	0	0	0
	Season	Totals	22	12	0	1	21	0	0
2003	Sept. 7	Jacksonville	0	0	0	0	0	0	0
	Sept. 14	at Tampa Bay	11	6	0	0	0	0	0
	Sept. 28	Atlanta	9	4	0	0	1	0	0
	Oct. 5	New Orleans	1	1	0	0	0	0	0
	Oct. 12	at Indianapolis	0	0	0	0	0	0	0
	Oct. 19	Tennessee	1	0	0	0	0	0	0
	Oct. 26	at New Orleans	Inactive						
	Nov. 2	at Houston	2	1	0	0	0	0	0
	Nov. 9	Tampa Bay	1	0	0	0	0	0	0
	Nov. 16	Washington	0	0	0	0	0	0	0
	Nov. 23	at Dallas	0	0	0	0	0	0	0
	Nov. 30	Philadelphia	Inactive						
	Dec. 7	at Atlanta	12	7	0	0	0	0	0
	Dec. 14	at Arizona	15	7	1	0	0	0	0
	Dec. 21	Detroit	0	0	0	0	0	0	0
	Dec. 28	at NY Giants	0	0	0	0	0	0	0
	Season	Totals	52	26	1	0	0	1	0
Postseason	Jan. 3	Dallas	0	0	0	0	0	0	0
	Jan. 10	at St. Louis	1	1	0	0	0	0	0
	Jan. 18	at Philadelphia	0	0	0	0	0	0	0
	Feb. 1	at New England	0	0	0	0	0	0	0
Postseason	Totals	1	1	0	0	0	0	0	
2002	Sept. 8	Baltimore	0	0	0	0	0	0	0
	Sept. 15	Detroit	0	0	0	0	0	0	0
	Sept. 22	at Minnesota	1	0	0	0	0	0	0
	Sept. 29	at Green Bay	0	0	0	0	0	0	0
	Oct. 6	Arizona	0	0	0	0	0	0	0
	Oct. 13	at Dallas	4	3	0	0	0	0	0
	Oct. 20	at Atlanta	9	7	0	0	0	0	0
	Oct. 27	Tampa Bay	0	0	0	0	0	0	0
	Nov. 10	New Orleans	0	0	0	0	0	0	0
	Nov. 17	at Tampa Bay	2	0	0	0	0	0	0
	Nov. 24	Atlanta	6	4	0	0	0	0	0
	Dec. 1	at Cleveland	6	3	0	0	0	0	0
	Dec. 8	Cincinnati	3	1	0	0	0	0	0
	Dec. 15	at Pittsburgh	13	5	0	0	0	0	0
	Dec. 22	Chicago	6	5	0	0	0	0	0
	Dec. 29	at New Orleans	9	6	0	0	0	0	0
	Season	Totals	59	34	0	0	0	0	0
2001	Sept. 9	at Philadelphia	Inactive						
	Sept. 23	at San Francisco	Inactive						
	Sept. 30	Miami	Inactive						
	Oct. 8	at Detroit	Inactive						
	Oct. 14	NY Giants	Inactive						
	Oct. 21	at NY Jets	Inactive						
	Oct. 28	New Orleans	Inactive						
	Nov. 11	Carolina	0	0	0	0	0	0	0
	Nov. 18	at New England	0	0	0	0	0	0	0
	Nov. 26	Tampa Bay	0	0	0	0	0	0	0
	Dec. 2	at Atlanta	Inactive						
	Dec. 9	San Francisco	Inactive						
	Dec. 17	at New Orleans	Inactive						
	Dec. 23	at Carolina	Inactive						
	Dec. 30	Indianapolis	Inactive						
	Jan. 6	Atlanta	Inactive						
	Season	Totals	0	0	0	0	0	0	0

OWNERSHIP

COACHES

PLAYERS

STATISTICS

RECORDS

HISTORY

SIDELINES




56 LaVar Arrington

Linebacker



Height: 6-3
 Weight: 255
 Birthdate: 6/20/78
 Penn State
 North Hills High School
 Pittsburgh, PA
 6th NFL Season



How Acquired: Arrington was selected by the Washington Redskins in the first round (2nd overall) of the 2000 NFL Draft.

2004 Season:

- Arrington was hampered with a knee injury for the majority of the 2004 season, only seeing action in four games with two starts.
- He finished the season with 18 tackles (10 solo), one sack and one pass deflection on the season.
- He began the season as the starting outside linebacker against Tampa Bay in Week 1 and finished the game with eight tackles (three solo) and produced the game-clinching sack on the last play of the game.
- He also started Week 2 at NYG and injured his knee in that game while posting seven tackles (five solo).
- He was named inactive with a lateral meniscus injury for the next 11 games and came back to play at SF in Week 14 and had three tackles (one solo).
- He was placed on injured reserve on 12/29/04.

Pro Career:

2003 Season:

- Arrington earned a third straight Pro Bowl invite after starting all 16 games and finishing the season second on the team with 116 tackles (71 solo). He posted a career-high seven forced fumbles, recorded six sacks and two fumble recoveries.
- He collected 10 tackles in the first two games of the season, then posted five tackles and a sack against the Giants in Week 3 (9/21). He ended the season with five games with at least 10 tackles.
- He had his season-high in tackles at Buffalo when he had 11 tackles (eight solo) and added a pass deflection, a forced fumble and a fumble recovery.
- Arrington tied his single-game career high for sacks with two at the Giants (12/7) and also added four tackles, one forced fumble and one pass deflection.
- He posted a sack and a forced fumble against Dallas (12/14) and followed up at Chicago (12/21) with eight tackles and a sack and a forced fumble.
- Arrington served as a speaker at 4th & Life. The annual event is put on the Washington Redskins Charitable Foundation at FedEx Field.



Arrington in Brief:

Arrington was sidelined for most of the 2004 season with a knee injury. He recorded eight tackles and a sack in the season opener against Tampa Bay but injured his knee in Week 2 and only saw the field two more times. He was named as a starter to his third straight NFC Pro Bowl squad after the 2003 season. He has either led or finished second on the Redskins in tackles for the past three seasons (2001-2003) and has compiled 414 tackles (290 solo) in his five seasons in the league. He has 22.5 career sacks and in 2002 he posted 11, tops on the squad and among NFL linebackers.

2002 Season:

- Arrington was named as starter to his second straight NFC Pro Bowl squad at the end of the 2002 season. He finished tied for the team lead in tackles with linebacker Jessie Armstead with 107 (73 solo) after finishing first on the Redskins in total tackles (100) and solos (83) in 2001.
- Arrington recorded a career-high 11 sacks that led the Redskins, NFL linebackers and placed seventh in the NFC for the 2002 season. He also finished the season with four forced fumbles and three fumble recoveries.
- Against Philadelphia on Monday Night Football (9/16), Arrington posted 10 tackles and a sack, he posted another sack in the following game against San Francisco (9/22) in addition to five tackles.
- His biggest play of the season came in the contest against St. Louis (11/24). On the Rams final possession, Arrington sacked quarterback Kurt Warner and forced a fumble to seal the win for the Redskins. He finished the game with seven tackles.
- Against Indianapolis (10/27), he recorded his third career two-sack contest while posting eight tackles. He set his season game-high for tackles (11) at Jacksonville (11/10) to go with a sack and a forced fumble. He recorded his second 10-tackle game of the season on the road against New York (11/17).
- Against New Orleans (10/13), Arrington recorded the second two-sack game of his career to go with five tackles and a pass deflection. When playing at Green Bay (10/20), Arrington posted nine tackles (six solo) and one sack, one forced fumble and a pass deflection.

• Prior to the season, as part of the Redskins Charitable Foundation's Fields for Tomorrow program, he teamed up with Sallie Mae to renovate the Douglass High School football field in Upper Marlboro, MD.

2001 Season:

- Arrington started in all 14 games he played. He led the team in tackles (100), seven for loss and nine passes defended. He had two fumble recoveries and returned three interceptions for 120 yards and one touchdown.
- Arrington returned his first career interception 67 yards for a touchdown vs. Carolina (10/21) to help set up overtime and the game-winning field goal. He has been repeatedly credited with turning the Redskins season around at that point.
- He registered a single-game career-high 14 tackles against Philadelphia (11/25) and set his career-high in solo tackles with 10 against Carolina (10/7).
- He had an outstanding game at Arizona (12/9) when he made a fourth-down stop on the goal line preventing a touchdown. He also recorded a team-high 10 tackles, one pass deflection and one interception for 43 yards, setting up a 22-yard field goal in Washington's 20-10 victory over The Cardinals.
- Against Chicago (12/23) Arrington made seven tackles and one pass deflection before leaving the game with a right knee sprain that left him inactive the following week at New Orleans (12/30). He started in the season finale vs. Arizona (1/6) but left the game in the second quarter when he re-aggravated the knee injury.
- After the season was completed he was awarded Redskins Player of the Year by the Quarterback Club.

2000 Season:

- After not starting the first three games, Arrington made his first NFL start Week 4 at NY Giants (9/24). He started 11 of the remaining 13 at strongside LB, and finished fifth on the team in total tackles (73) and solos (53), and third in sacks (4.0 for -7 yards). He also defended five passes.
- He made his first career sack and posted ten tackles in Week 5 vs. TB (10/1). The next week at the Eagles (10/8), he recorded four tackles and took a lateral from James Thrash on the opening kickoff of the second half and ran 23 yards. Arrington tallied a team- and career-high eleven tackles in Week 9 vs. Tennessee (10/30), including a sack of QB Steve McNair for 3 yards.
- He made nine tackles (eight solo) vs. the NYG (12/3).
- Arrington also played special teams making a total of seven tackles.

College/Personal:

- Arrington established himself as one of the most dominating defensive players in college football history. In his last season at Penn State in 1999, he earned the

Chuck Bednarik Award as the nation's top defensive player, and the Dick Butkus Award as college football's premier LB.

- An All-Big Ten first-team selection, he played SLB and posted career-highs in tackles (72), tackles-for-loss (20 for -98 yards), sacks (9.0), blocked kicks (two) and fumble recoveries (two).
- In 1998, he was a consensus All-American, a semifinalist for the Dick Butkus Award and the Football News National Defensive Player of the Year Award. He started 10 games at SLB, making 65 tackles (49 solo) with 7.0 sacks for -27 yards and 17 stops for -52 yards. He caused two fumbles, recovered another and tied for the team lead in pass deflections (11). He also intercepted two passes, returning one 16 yards for a TD.
- At North Hills High School in Pittsburgh, Arrington was one of the greatest prep football players ever to emerge from the western Pennsylvania gridiron. He was the 1996 *Parade* National Player of the Year as a senior LB and RB. He was also selected the Bobby Dodd National Offensive Player of the Year, Gatorade Player of the Year and *USA Today* Pennsylvania Player of the Year. He was the second player in Pennsylvania Class 4-A history to rush for more than 4,000 career yards, with 4,357 on 711 carries (6.1 avg.) and 72 TDs.
- Arrington not only has risen to the top of the NFL in terms of performance, but he has also developed himself into an off-the-field NFL personality, starring in television shows, commercials and feature stories in non-NFL magazines.
- Arrington was a judge on the ESPN reality-based show, *Dream Job*, featuring contestants competing for a spot to be a regular host on ESPN's SportsCenter. The show took place during the 2004 offseason.
- He also was the subject of the TLC's *While You Were Out* during the 2003 offseason, a show that re-decorates a room in a person's house without their knowledge. Arrington surprised his brother, Mike, with a new gameroom in his Ashburn townhouse.
- He was featured in numerous non-NFL covering national magazines, including *GQ*, *Maxim* and *Rolling Stone*.
- In 2003, he also did spots on ESPN's *Hot Seat*, was a correspondent for ESPN's *Rome is Burning* and covered the NBA All-Star Weekend for the NFL Network.
- Arrington was married during the 2005 offseason to Trishia. He also has a son, Keeno Lamoni Arrington.

Single-Game Highs

Total Tackles: 12 vs. CAR (10/7/01)
Solo Tackles: 10 vs. CAR (10/7/01)
Sacks: 2, four times, last at NYG (12/08/03)
Touchdowns: 1 vs. CAR (10/7/01)

Arrington Career Statistics

	Team	G	GS	Tkls	Solo	Int	Yds	TDs	Sack(e)	FF	FR
2000	Was	16	11	73	53	0	0	0	4	0	0
2001	Was	14	14	100	83	3	120	1	0.5	0	2
2002	Was	16	16	107	73	0	0	0	11	4	3
2003	Was	16	16	116	71	0	0	0	6	7	2
2004	Was	4	2	18	10	0	0	0	1	0	0
Career	Totals	66	59	414	290	3	120	1	22.5	11	7

Arrington Game-by-Game Statistics

Year	Date	Opp.	Tkls	Solo	Sacks	Int	Yds	FF	FR	
2004	Sept. 12	Tampa Bay	8	4	1	0	0	0	0	
	Sept. 19	at NY Giants	7	5	0	0	0	0	0	
	Sept. 27	Dallas	Inactive							
	Oct. 3	at Cleveland	Inactive							
	Oct. 10	Baltimore	Inactive							
	Oct. 17	at Chicago	Inactive							
	Oct. 31	Green Bay	Inactive							
	Nov. 7	at Detroit	Inactive							
	Nov. 14	Cincinnati	Inactive							
	Nov. 21	at Philadelphia	Inactive							
	Nov. 28	at Pittsburgh	Inactive							
	Dec. 5	NY Giants	Inactive							
	Dec. 12	Philadelphia	Inactive							
	Dec. 18	at San Francisco	3	1	0	0	0	0	0	
	Dec. 26	at Dallas	0	0	0	0	0	0	0	
	Jan. 2	Minnesota	Injured Reserve							
	Season	Totals	18	10	1	0	0	0	0	0
2003	Sept. 4	NY Jets	10	7	0	0	0	0	0	
	Sept. 14	at Atlanta	10	6	0	0	0	0	0	
	Sept. 21	NY Giants	4	2	1	0	0	2	0	
	Sept. 28	New England	9	6	0	0	0	0	0	
	Oct. 3	at Philadelphia	8	5	0	0	0	0	0	
	Oct. 12	Tampa Bay	10	7	0	0	0	0	0	
	Oct. 19	at Buffalo	11	8	0	0	0	1	1	
	Nov. 2	at Dallas	6	4	1	0	0	0	1	
	Nov. 9	Seattle	8	6	0	0	0	1	0	
	Nov. 16	at Carolina	4	2	0	0	0	0	0	
	Nov. 23	at Miami	8	1	0	0	0	0	0	
	Nov. 30	New Orleans	6	2	0	0	0	0	0	
	Dec. 7	at NY Giants	4	3	2	0	0	1	0	
	Dec. 14	Dallas	6	5	1	0	0	1	0	
	Dec. 21	at Chicago	8	4	1	0	0	1	0	
	Dec. 27	Philadelphia	4	3	0	0	0	0	0	
	Season	Totals	116	71	6	0	0	7	2	
2002	Sept. 8	Arizona	4	2	0	0	0	0	0	
	Sept. 16	Philadelphia	10	4	1	0	0	0	0	
	Sept. 22	at San Francisco	5	3	1	0	0	0	0	
	Sept. 29	at Tennessee	1	1	0	0	0	0	0	
	Oct. 6	New Orleans	5	3	2	0	0	0	0	
	Oct. 13	at Green Bay	9	6	1	0	0	1	0	
	Oct. 20	Indianapolis	8	5	2	0	0	0	0	
	Oct. 27	at Seattle	8	7	0	0	0	0	0	
	Nov. 3	at Jacksonville	11	8	1	0	0	1	0	
	Nov. 10	at NY Giants	10	8	0	0	0	0	1	
	Nov. 17	St. Louis	7	5	1	0	0	0	0	
	Nov. 24	at Dallas	5	3	0	0	0	1	0	
	Dec. 8	NY Giants	6	5	0	0	0	0	0	
	Dec. 15	at Philadelphia	5	4	1	0	0	0	0	
	Dec. 22	Houston	9	6	0	0	0	1	0	
	Dec. 29	Dallas	4	3	1	0	0	0	2	
	Season	Totals	107	73	11	0	0	4	3	
2001	Sept. 9	at San Diego	10	7	0	0	0	0	0	
	Sept. 24	at Green Bay	3	2	0	0	0	0	0	
	Sept. 30	Kansas City	Inactive							
	Oct. 7	at NY Giants	12	10	0	0	0	0	0	
	Oct. 15	at Dallas	9	9	0	0	0	0	0	
	Oct. 21	Carolina	6	5	0	1	67	0	0	
	Oct. 28	NY Giants	8	7	0	0	0	0	0	
	Nov. 4	Seattle	3	2	0	0	0	0	1	
	Nov. 18	at Denver	6	5	0	0	0	0	1	
	Nov. 25	at Philadelphia	9	8	0	0	0	0	0	
	Dec. 2	Dallas	8	8	0	0	0	0	0	
	Dec. 9	at Arizona	10	8	0	1	43	0	0	
	Dec. 16	Philadelphia	8	6	0.5	1	10	0	0	
	Dec. 23	Chicago	7	6	0	0	0	0	0	
	Dec. 30	at New Orleans	Inactive							
	Jan. 6	Arizona	1	0	0	0	0	0	0	
	Season	Totals	100	83	0.5	3	120	0	2	
2000	Sept. 3	Carolina	2	1	0	0	0	0	0	
	Sept. 10	at Detroit	2	2	0	0	0	0	0	
	Sept. 18	Dallas	1	0	0	0	0	0	0	
	Sept. 24	at NY Giants	4	2	0	0	0	0	0	
	Oct. 1	Tampa Bay	10	7	1	0	0	0	0	
	Oct. 8	at Philadelphia	4	3	0	0	0	0	0	

Arrington Game-by-Game Statistics (cont.)

Oct. 15	Baltimore	5	4	0	0	0	0	0	0
Oct. 22	at Jacksonville	4	2	0	0	0	0	0	0
Oct. 30	Tennessee	11	9	1	0	0	0	0	0
Nov. 5	at Arizona	6	2	0	0	0	0	0	0
Nov. 20	at St. Louis	3	3	2	0	0	0	0	0
Nov. 26	Philadelphia	0	0	0	0	0	0	0	0
Dec. 3	NY Giants	9	8	0	0	0	0	0	0
Dec. 10	at Dallas	1	1	0	0	0	0	0	0
Dec. 16	at Pittsburgh	6	5	0	0	0	0	0	0
Dec. 24	Arizona	5	4	0	0	0	0	0	0
Season	Totals	73	53	4	0	0	0	0	0

51 Brandon Barnes

Linebacker



Height: 6-0
 Weight: 250
 Birthdate: 6/12/81
 Missouri
 Sikeston High School,
 Sikeston, MO
 2nd NFL Season



NFL Acquisition: Barnes was signed as an undrafted free agent with the Baltimore Ravens in April 2004.

How Acquired: Barnes was signed as an unrestricted free agent on October 5, 2004. He was then released and signed to the practice squad and was re-signed to the active roster on October 29.

2004 Season:

- Barnes served mostly as a special teams contributor but was used sparingly as a reserve linebacker. He appeared in 12 games.
- He finished 10th on the team in special teams tackles with 10.
- He also posted one tackle on defense.

Pro Career:

• Barnes spent training camp with the Baltimore Ravens in 2004 but was released when the team cut its roster to 53 players.

College/Personal:

- At Missouri, Barnes started 17 of 37 games, including all 12 in 2003
- He posted 109 tackles (2nd on team) as a senior with 10 tackles for loss of 20, 1 sack, 2 INTs, 1 PD, 6 QB hurries, 3 FR and 1 FF.
- Barnes appeared in all 11 games in 2001 as a special



Barnes In Brief:

Barnes is a young, hard-working player that played a vital role on special teams last season and saw time as a reserve linebacker. He was signed to the active roster in October of the 2004 season and finished with 10 special teams tackles. Although he saw limited time on the field on defense, he did appear in 12 games mostly on special teams but finished the season with one tackle on defense.

teamer and WR, but moved to the defense in 2000. As a junior ('02), he registered 54 tackles, 2 FR, and 1 FF.

- At Nebraska, his 1st-career start, he posted 14 tackles, a career high, 12 solo, 1 FR and 1 PD...Was voted "most improved" DB that year. He was lost for the season in 2000 with a broken ankle vs. Clemson in the 2nd week...Started his 1st career game against Western Illinois in week 1...
- He was named offensive scout-team's "Player of the Week" twice...Two-way player who earned 2nd-team All-state DB honors after tallying 70 tackles at Sikeston (MO) HS...All-Conference and All-District in basketball...
- He majored in political science and was born 6/12/81 in Sikeston, MO. His full name is Edward Brandon Barnes.

Barnes Career Statistics


	Team	G	GS	Tkls	Solo	Int	Yds	TDs	Sack(s)	FF	FR
2004	Was	12	0	1	1	0	0	0	0	0	0
Career	Totals	12	0	1	1	0	0	0	0	0	0

58 Mike Barrow

Linebacker



Height: 6-2
 Weight: 245
 Birthdate: 4/19/70
 Miami
 Hoestead High School,
 Homestead, FL
 12th NFL Season



NFL Acquisition: Barrow was a second round pick (47th overall) by the Houston Oilers franchise in the 1993 NFL Draft.

How Acquired: The Redskins signed Barrow as an unrestricted free agent on April 23, 2004.

2004 Season:

- Due to a quadriceps injury suffered prior to the season (quadriceps tendonitis), Barrow did not play in 2004.
- Barrow was integral leader on the team, traveling with the team and maintaining a presence during his rehab and assisting and aiding his teammates.

Pro Career:

2003 Season:

- Barrow started all 16 games and recorded a career-high 177 tackles (122 solo) to lead the Giants in that category for the 3rd season in a row. He also had two sacks, four passes defended and three forced fumbles.
- He recorded ten or more tackles in eight contests, including a 22-tackle performance (17 solo) vs. Dallas (9/15). He had his second-highest output, 18 stops (11 solo) at the New York Jets (11/2).
- Against St. Louis (9/7), Barrow had eight tackles (five solo) with 1.5 sacks and a forced fumble.
- He had nine tackles (seven solo) and a half sack and one pass deflection against his former team, the Panthers (12/28). He teamed with current teammate defensive tackle Cornelius Griffin.
- He had 12- and 13-tackle performances against the Redskins in 2003 (9/21 and 12/7), also chipping in a pass deflection.

2002 Season:

- Barrow played in 15 games with 14 starts including the NFC Wild Card playoff game, all at middle linebacker. He led the team in tackles for the second straight season with 133 stops (73 solo), two shy of the record he set in 2001. He also had three passes defended, 2.5 sacks and two forced fumbles. Barrow posted seven games of 10 or more tackles.
- He had his season-high output in tackles with 14 against Atlanta (10/13), also posting four stops for either negative yardage or no gain.
- He started the Giants NFC Wild Card playoff game at San Francisco (1/5/03) and posted two tackles and a



Barrow In Brief:

Barrow is a productive veteran that suffered an unfortunate quadriceps injury prior to the 2004 season and did not see the field. He has posted 1,228 tackles (820 solo) during his outstanding career. He has been a standout linebacker with the Oilers, Panthers and Giants prior to being a key offseason pickup for the Redskins in 2004. He recorded more than 100 tackles for the seventh time in eight seasons in 2003. Barrow led the Panthers in sacks as an outside linebacker in 1997, leading the team in tackles with a franchise-record 158 in 1998 and 131 in 1999. He set a club-record for the Giants with 177 stops in 2003.

pass deflection.

2001 Season:

- Barrow started 16 games at middle linebacker and set a previous-team record with 135 tackles (91 solo). He beat the mark previously set by former Redskin and former University of Miami teammate Jessie Armstead. He led the Giants in tackles in 10-of-16 games.
- He finished second on the squad in sacks with 6.0. He also finished second on the team in forced fumbles with four and fumble recoveries with two. His six passes defended was the highest on the team among non-defensive backs.
- He finished the season in brilliant fashion when he registered 11 tackles (five solo) at Green Bay (1/6/02). The 11 tackles gave him the team record.
- He had standout games when he had 13 tackles (nine solo), 1.5 sacks and a pass deflection vs. Arizona (12/15), then vs. Seattle (12/23) when he posted 11 tackles (eight solo), a sack and a forced fumble.
- He posted a season- and team-high 14 tackles (nine solo), one sack vs. Dallas (11/4).

2000 Season:

- Barrow started 15 games in the regular season, both playoff games and Super Bowl XXXV against Baltimore. He finished second on the team in tackles to Armstead with 94 (72 solo), also contributing 3.5 sacks, three passes defended, an interception, a forced fumble and a fumble recovery.

- In Super Bowl XXXV against the Ravens, Barrow posted six solo tackles. In the NFC Championship Game vs. Minnesota (1/14/01), he had seven tackles and a sack and helped limit the Ravens to only 114 yards. He also had a team-high 11 tackles vs. Philadelphia in the NFC Divisional Playoff game.
- He had standout games at Dallas (12/17) when he recorded a game-high 11 tackles (10 solo) and vs. Dallas (10/15) when he finished with 12 tackles (eight solo) and recorded his only interception of the season.

1999 Season:

- Barrow started all 16 games at inside linebacker and led the Panthers in tackles for the third straight season with 131 stops. He also had four sacks, a fumble recovery, a forced fumble, and a pass deflection.
- He recorded at least 10 stops in six games, opening the season with a team-high 12 tackles at New Orleans (9/12).
- He had a team-high 15 tackles vs. Jax (9/19) then a team-high 11 tackles and one sack vs. Cincinnati (9/26). He had 14 tackles at St. Louis (12/5).

1998 Season:

- Barrow set Carolina franchise records with 18 tackles vs. Atlanta (9/6) and 158 tackles for the season. He started all 16 games, leading the team in tackles nine times.
- After a record-breaking opener, he had 14 tackles at New Orleans (9/13) and 12 vs. Green Bay (9/27), adding a fumble recovery.
- He finished with 10 tackles at San Francisco (11/8) and vs. Miami (11/15).

1997 Season:

- Barrow moved from inside to outside linebacker in training camp to fill a defensive need and started all 16 games at left outside linebacker.
- He was one of the Panthers most productive players, recording 105 tackles, a team-leading 8.5 sacks, 17 quarterback pressures, a career-best four forced fumbles and two fumble recoveries.

1996 Season:

- He started all 16 games and finished second on the Oilers with 106 tackles (67 solo) and 6.0 sacks. He led the team in tackles seven times playing both LB and DE.

1995 Season:

- Barrow finished second on the Oilers squad with 86 tackles (54 solo) and registered 3.0 sacks. He started two games at right outside linebacker and 10 games at middle linebacker in addition to playing at both defensive end positions. He was also named to the *Sports Illustrated* All-Pro team.

1994 Season:

- He finished fourth on the Oilers with 94 tackles (57 solo) and made first-career start at Indianapolis (9/4). He registered a then career-high 13 tackles (seven solo) vs. the Giants (11/21) and led the team with 12 tackles (six solo) vs. Arizona (12/4).

1993 Season:

- As a rookie, Barrow led Houston with 14 special teams tackles in addition to playing extensively in passing

situations. He had his first-career sack (David Klingler) at Cincinnati (11/14) and his first-career forced fumble vs. Pittsburgh (11/28). He also had a season-best six tackles and two passes defended vs. Atlanta (12/5).

College/Personal:

- As a standout linebacker at the University of Miami, Barrow accumulated 420 tackles (228 solo), seven sacks, three interceptions, six forced fumbles, two fumble recoveries and 15 pass deflections during his college career.
- He finished seventh in Heisman Trophy voting after his senior season, was a first-team All-American and first-team All-BIG EAST and was the BIG EAST Player of the Year. He was also a finalist for the Butkus Award. The accolades rushed in after he collected 131 tackles and two sacks.
- As a junior, he helped Miami to a national title and had 115 tackles and 2.5 sacks and was first-team All-BIG EAST selection.
- As a prep at Homestead High School, he lettered in football and track. As a senior in football, he was an All-America and All-State selection.
- Barrow is married to Shelley, and the couple have a daughter, Mikenzi (4/10/02). He was born in Homestead, FL on April 19, 1970.
- In his hometown, as well as each NFL city Barrow has played in, he has been a pillar in community, civic and church affairs.
- In 1992, he helped rebuild his family's home in Homestead after it was almost entirely destroyed by Hurricane Andrew and was part of a community outreach program for Hurricane Andrew relief.
- In 1997, he hosted 30 children from his hometown to Charlotte for a Carolina game. Barrow put the children up at a hotel, arranged for a tour of Ericsson Stadium, and provided tickets and a bowling outing for the children. The following evening, Barrow took the children to a performance of "The Nutcracker", in which Barrow made his acting debut. He also acted in a production called, "The Mad Nutcracker".
- In December 2002, Barrow hosted a NY/NJ Sports Celebrity Carnival in New York City to benefit the Children of 9/11.
- Barrow is a member of the Community Outreach Christian Ministry and is a regular volunteer with the COCM Soup Kitchen.
- He also formed two 15-and-under boys basketball teams comprised of inner-city youth in Charlotte called the "Conquerors", which travel and compete throughout North Carolina. Team members are required to attend study hall through the Save Our Schools program and bible study.
- Barrow graduated from Miami with a degree in accounting and plans to go to graduate school to earn his MBA.

Single-Game Highs

Total Tackles: 22 vs. Dallas (9/15/03)

Solo Tackles: 17 vs. Dallas (9/15/03)

Sacks: 2 at San Diego (9/14/97)

Barrow Career Statistics

	Team	G	GS	Tkls	Solo	Int	Yds	TDs	Sack(s)	FF	FR
1993	Houston	16	0	26	21	0	0	0	1	1	0
1994	Houston	16	16	94	57	0	0	0	2.5	0	0
1995	Houston	13	12	86	54	0	0	0	3	2	1
1996	Houston	16	16	106	67	0	0	0	6	4	1
1997	Carolina	16	16	105	71	0	0	0	8.5	4	2
1998	Carolina	16	16	158	112	1	10	0	4	1	2
1999	Carolina	16	16	131	88	0	0	0	4	1	1
2000	NY Giants	15	15	94	72	1	7	0	3.5	1	1
2001	NY Giants	16	16	135	91	0	0	0	6	4	2
2002	NY Giants	15	14	133	73	0	0	0	2.5	2	0
2003	NY Giants	16	16	177	122	0	0	0	2	3	0
2004	Was	0	0	0	0	0	0	0	0	0	0
Career	Totals	171	153	1245	828	2	17	0	43	23	10

Barrow Game-by-Game Statistics

2004	Date	Opp.	Tkls	Solo	Sacks	Int	Yds	FF	FR
	Sept. 12	Tampa Bay	Inactive						
	Sept. 19	at NY Giants	Inactive						
	Sept. 27	Dallas	Inactive						
	Oct. 3	at Cleveland	Inactive						
	Oct. 10	Baltimore	Inactive						
	Oct. 17	at Chicago	Inactive						
	Oct. 31	Green Bay	Inactive						
	Nov. 7	at Detroit	Inactive						
	Nov. 14	Cincinnati	Inactive						
	Nov. 21	at Philadelphia	Inactive						
	Nov. 28	at Pittsburgh	Injured Reserve						
	Dec. 5	NY Giants	Injured Reserve						
	Dec. 12	Philadelphia	Injured Reserve						
	Dec. 18	at San Francisco	Injured Reserve						
	Dec. 26	at Dallas	Injured Reserve						
	Jan. 2	Minnesota	Injured Reserve						
	Season	Totals	0	0	0	0	0	0	0
2003	Date	Opp.	Tkls	Solo	Sacks	Int	Yds	FF	FR
	Sept. 7	St. Louis	8	5	1.5	0	0	1	0
	Sept. 15	Dallas	22	17	0	0	0	0	0
	Sept. 21	at Washington	12	9	0	0	0	0	0
	Oct. 5	Miami	10	4	0	0	0	0	0
	Oct. 12	at New England	9	6	0	0	0	0	0
	Oct. 19	Philadelphia	8	5	0	0	0	2	0
	Oct. 26	at Minnesota	9	5	0	0	0	0	0
	Nov. 2	at Jets	18	11	0	0	0	0	0
	Nov. 9	Atlanta	9	4	0	0	0	0	0
	Nov. 16	at Philadelphia	7	5	0	0	0	0	0
	Nov. 24	at Tampa Bay	12	11	0	0	0	0	0
	Nov. 30	Buffalo	12	9	0	0	0	0	0
	Dec. 7	Washington	13	8	0	0	0	0	0
	Dec. 14	at New Orleans	10	8	0	0	0	0	0
	Dec. 21	at Dallas	9	8	0	0	0	0	0
	Dec. 28	Carolina	9	7	0.5	0	0	0	0
	Season	Totals	177	122	2	0	0	3	0
2002	Date	Opp.	Tkls	Solo	Sacks	Int	Yds	FF	FR
	Sept. 5	San Francisco	10	2	0	0	0	0	0
	Sept. 15	at St. Louis	11	5	0	0	0	1	0
	Sept. 22	Seattle	6	4	0	0	0	0	0
	Sept. 29	at Arizona	12	8	0	0	0	0	0
	Oct. 6	at Dallas	8	6	0	0	0	0	0
	Oct. 13	Atlanta	14	8	0	0	0	0	0
	Oct. 28	at Philadelphia	8	2	0.5	0	0	0	0
	Nov. 3	Jacksonville	4	2	0	0	0	0	0
	Nov. 10	at Minnesota	9	4	1	0	0	0	0
	Nov. 17	Washington	12	6	0	0	0	0	0
	Nov. 24	at Houston	9	6	0	0	0	0	0
	Dec. 1	Tennessee	3	2	0	0	0	0	0
	Dec. 8	at Washington	Inactive						
	Dec. 15	Dallas	11	5	1	0	0	1	0
	Dec. 22	at Indianapolis	6	4	0	0	0	0	0
	Dec. 28	Philadelphia	10	9	0	0	0	0	0
	Season	Totals	133	73	2.5	0	0	2	0
Postseason		Jan. 5 at San Francisco	2	2	0.0	0	0	0	0

Barrow Game-by-Game Statistics (Cont.)

Year	Date	Opp.	Tkls	Solo	Sacks	Int	Yds	FF	FR
2001	Sept. 10	at Denver	8	6	0	0	0	0	0
	Sept. 23	at Kansas City	11	9	0	0	0	0	0
	Sept. 30	New Orleans	10	7	0	0	0	0	0
	Oct. 7	Washington	8	6	0	0	0	1	0
	Oct. 14	at St. Louis	2	2	0	0	0	1	1
	Oct. 22	Philadelphia	3	1	0	0	0	0	0
	Oct. 28	at Washington	4	4	1	0	0	0	0
	Nov. 4	Dallas	14	9	1	0	0	0	0
	Nov. 11	at Arizona	8	4	0	0	0	0	0
	Nov. 19	at Minnesota	9	7	1	0	0	0	0
	Nov. 25	Oakland	10	7	0	0	0	0	0
	Dec. 9	at Dallas	4	3	0	0	0	0	0
	Dec. 15	Arizona	13	9	1.5	0	0	0	0
	Dec. 23	Seattle	11	8	1	0	0	1	0
	Dec. 30	at Philadelphia	9	4	0.5	0	0	1	1
	Jan. 6	Green Bay	11	5	0	0	0	0	0
		Career Totals		135	91	6.0	0	0	4
2000	Sept. 3	Arizona	6	6	1	0	0	0	1
	Sept. 10	at Philadelphia	0	0	0	0	0	0	0
	Sept. 17	at Chicago	5	5	0	0	0	1	0
	Sept. 24	Washington	8	5	0	0	0	0	0
	Oct. 1	at Tennessee	6	4	0	0	0	0	0
	Oct. 8	at Atlanta	Inactive						
	Oct. 15	Dallas	12	8	0	1	7	0	0
	Oct. 29	Philadelphia	3	2	1.5	0	0	0	0
	Nov. 5	at Cleveland	3	3	0	0	0	0	0
	Nov. 12	St. Louis	8	7	0	0	0	0	0
	Nov. 19	Detroit	13	8	0	0	0	0	0
	Nov. 26	at Arizona	1	1	0	0	0	0	0
	Dec. 3	at Washington	5	5	1	0	0	0	0
	Dec. 10	Pittsburgh	5	2	0	0	0	0	0
	Dec. 17	at Dallas	11	10	0	0	0	0	0
	Dec. 23	Jacksonville	8	6	0	0	0	0	0
		Season Totals		94	72	3.5	1	7	1
Postseason	Jan. 7	Philadelphia	11	10	0	0	0	0	0
	Jan. 14	Minnesota	7	4	1	0	0	0	0
	Jan. 28	vs. Baltimore	6	6	0	0	0	0	0
		Totals	24	20	1	0	0	0	0
1999	Sept. 12	at New Orleans	12	8	0	0	0	0	0
	Sept. 19	Jacksonville	15	9	0	0	0	0	0
	Sept. 26	Cincinnati	11	8	1	0	0	0	0
	Oct. 3	at Washington	7	5	1	0	0	0	0
	Oct. 17	at San Francisco	2	2	0.5	0	0	0	1
	Oct. 24	Detroit	4	2	0	0	0	0	0
	Oct. 31	at Atlanta	4	2	0	0	0	0	0
	Nov. 7	Philadelphia	6	3	0	0	0	0	0
	Nov. 14	at St. Louis	6	4	0	0	0	1	0
	Nov. 21	at Cleveland	12	10	0	0	0	0	0
	Nov. 28	Atlanta	6	3	0.5	0	0	0	0
	Dec. 5	St. Louis	14	11	0	0	0	0	0
	Dec. 12	at Green Bay	7	4	0	0	0	0	0
	Dec. 18	San Francisco	10	7	1	0	0	0	0
	Dec. 26	at Pittsburgh	7	6	0	0	0	0	0
	Jan. 2	New Orleans	8	4	0	0	0	0	0
		Season Totals		131	88	4	0	1	1
1998	Sept. 6	Atlanta	18	14	1	0	0	0	0
	Sept. 13	at New Orleans	14	10	1	1	10	0	0
	Sept. 27	Green Bay	12	7	0	0	0	0	1
	Oct. 4	at Atlanta	7	4	0	0	0	0	0
	Oct. 11	at Dallas	12	10	0	0	0	1	1
	Oct. 18	at Tampa Bay	12	9	0	0	0	0	0
	Oct. 25	Buffalo	9	6	0	0	0	0	0
	Nov. 1	New Orleans	9	8	0	0	0	0	0
	Nov. 8	at San Francisco	10	9	1	0	0	0	0
	Nov. 15	Miami	10	7	0	0	0	0	0
	Nov. 22	at St. Louis	9	7	0	0	0	0	0
	Nov. 29	at NY Jets	8	6	0	0	0	0	0
	Dec. 6	San Francisco	7	3	0	0	0	0	0
	Dec. 13	Washington	12	7	1	0	0	0	0
	Dec. 20	St. Louis	5	3	0	0	0	0	0
	Dec. 27	at Indianapolis	4	2	0	0	0	0	0
		Season Totals		158	112	4	1	10	1

OWNERSHIP

COACHES

PLAYERS

STATISTICS

RECORDS

HISTORY

SIDELINES



Barrow Game-by-Game Statistics (Cont.)

Year	Date	Opp.	Tkls	Solo	Sacks	Int	Yds	FF	FR	
1997	Aug. 31	Washington	10	7	0	0	0	0	0	
	Sept. 7	at Atlanta	5	4	0	0	0	0	0	
	Sept. 14	at San Diego	6	5	2	0	0	1	1	
	Sept. 21	Kansas City	6	3	0	0	0	0	0	
	Sept. 29	San Francisco	8	6	1	0	0	0	1	
	Oct. 12	at Minnesota	8	4	0	0	0	0	0	
	Oct. 19	at New Orleans	9	7	2	0	0	0	0	
	Oct. 26	Atlanta	6	4	0	0	0	1	0	
	Nov. 2	Oakland	5	4	0	0	0	0	0	
	Nov. 9	at Denver	5	4	1	0	0	0	0	
	Nov. 16	at San Francisco	13	7	0	0	0	0	0	
	Nov. 23	at St. Louis	6	4	0.5	0	0	0	0	
	Nov. 30	New Orleans	2	1	0	0	0	0	0	
	Dec. 8	at Dallas	4	4	1	0	0	2	0	
	Dec. 14	Green Bay	6	3	1	0	0	0	0	
	Dec. 20	St. Louis	6	4	0	0	0	0	0	
	Season	Totals		105	71	8.5	0	0	4	2
	1996	Sept. 1	Kansas City	4	3	0	0	0	0	1
		Sept. 8	at Jacksonville	8	5	0	0	0	0	0
		Sept. 15	Baltimore	9	6	0	0	0	0	0
Sept. 29		at Pittsburgh	3	2	0	0	0	1	0	
Oct. 6		at Cincinnati	9	7	0	0	0	0	0	
Oct. 13		at Atlanta	6	5	1	0	0	1	0	
Oct. 20		Pittsburgh	6	5	1	0	0	1	0	
Oct. 27		San Francisco	7	1	0	0	0	0	0	
Nov. 3		at Seattle	8	6	1	0	0	0	0	
Nov. 10		at New Orleans	7	6	1	0	0	1	0	
Nov. 17		Miami	4	2	0	0	0	0	0	
Nov. 24		Carolina	11	4	0	0	0	0	0	
Dec. 1		at NY Jets	8	7	1	0	0	0	0	
Dec. 8		Jacksonville	6	1	0	0	0	0	0	
Dec. 15		Cincinnati	3	2	0	0	0	0	0	
Dec. 22		at Baltimore	7	5	1	0	0	0	0	
Season		Totals		106	67	6	0	0	4	1
1995		Sept. 3	at Jacksonville	5	3	0.5	0	0	1	0
		Sept. 10	Pittsburgh	11	1	0	0	0	0	0
		Sept. 17	Cleveland	Inactive						
	Sept. 24	at Cincinnati	Inactive							
	Oct. 1	Jacksonville	Inactive							
	Oct. 8	at Minnesota	2	0	0	0	0	0	0	
	Oct. 22	at Chicago	5	5	0	0	0	0	0	
	Oct. 29	Tampa Bay	7	5	0	0	0	0	0	
	Nov. 5	at Cleveland	9	8	0	0	0	0	0	
	Nov. 12	Cincinnati	9	4	0	0	0	0	0	
	Nov. 19	at Kansas City	6	6	0	0	0	0	0	
	Nov. 26	Denver	7	5	0	0	0	0	0	
	Dec. 3	at Pittsburgh	7	3	0	0	0	1	0	
	Dec. 10	Detroit	7	6	1	0	0	0	1	
	Dec. 17	NY Jets	6	3	0.5	0	0	0	0	
	Dec. 24	at Buffalo	5	5	1	0	0	0	0	
	Season	Totals		86	54	3	0	0	2	1
	1994	Sept. 4	at Indianapolis	5	4	0	0	0	0	0
		Sept. 11	at Dallas	5	3	0	0	0	0	0
		Sept. 18	Buffalo	6	4	0	0	0	0	0
Sept. 25		Cincinnati	2	1	0	0	0	0	0	
Oct. 3		at Pittsburgh	4	3	0	0	0	0	0	
Oct. 13		Cleveland	6	3	0	0	0	0	0	
Oct. 24		at Philadelphia	0	0	0	0	0	0	0	
Oct. 30		at LA Raiders	5	4	0	0	0	0	0	
Nov. 6		Pittsburgh	4	2	1	0	0	0	0	
Nov. 13		at Cincinnati	5	4	0	0	0	0	0	
Nov. 21		NY Giants	13	7	0	0	0	0	0	
Nov. 27		at Cleveland	8	7	0	0	0	0	0	
Dec. 4		Arizona	12	6	0	0	0	0	0	
Dec. 11		Seattle	9	4	1.5	0	0	0	0	
Dec. 18		at Kansas City	4	2	0	0	0	0	0	
Dec. 24		NY Jets	6	3	0	0	0	0	0	
Season		Totals		94	57	2.5	0	0	0	0

Barrow Game-by-Game Statistics (Cont.)


1993	Date	Opp.	Tkls	Solo	Sacks	Int	Yds	FF	FR
	Sept. 5	at New Orleans	4	4	0	0	0	0	0
	Sept. 12	Kansas City	1	1	0	0	0	0	0
	Sept. 19	at San Diego	0	0	0	0	0	0	0
	Sept. 26	LA Rams	0	0	0	0	0	0	0
	Oct. 11	at Buffalo	0	0	0	0	0	0	0
	Oct. 17	at New England	2	2	0	0	0	0	0
	Oct. 24	Cincinnati	0	0	0	0	0	0	0
	Nov. 7	Seattle	1	1	0	0	0	0	0
	Nov. 14	at Cincinnati	3	3	0	0	0	0	0
	Nov. 21	at Cleveland	0	0	0	0	0	0	0
	Nov. 28	Pittsburgh	4	3	0	0	0	1	0
	Dec. 5	Atlanta	6	3	0	0	0	0	0
	Dec. 12	Cleveland	2	1	0	0	0	0	0
	Dec. 19	at Pittsburgh	0	0	0	0	0	0	0
	Dec. 25	at San Francisco	1	1	0	0	0	0	0
	Jan. 2	NY Jets	2	2	0	0	0	0	0
	Season	Totals	26	21	0	0	0	1	0
	Postseason	Jan. 16 Kansas City	2	2	0	0	0	0	0

46 Ladell Betts

Running Back



Height: 5-10
 Weight: 222
 Birthdate: 8/27/79
 Iowa
 Blue Springs High School
 Blue Springs, MO
 4th NFL Season



How Acquired: Selected by the Redskins in the second round (56th overall) of the 2002 NFL Draft.

2004 Season:

- Betts had a solid, productive season making the most of his opportunities during the course of the season as back-up to Clinton Portis. He finished the season with 90 carries for 371 yards and a touchdown and also caught 15 passes for 108 yards.
- Betts also finished the season as the top kickoff returner with 23 for 528 yards and also finished eighth on the team in special teams tackles with 13.
- Starting for the injured Portis, Betts started the season finale against Minnesota and set his career-highs with 26 carries for 118 yards and a touchdown.
- Against NYG (12/5), he had 11 carries for 64 yards.
- Against Philadelphia (12/12), he had a career-long 70 yard kickoff return and finished with four returns for 137 yards.

Pro Career:

2003 Season:

- Betts appeared in nine games and started one and compiled 255 yards on 77 attempts and a career-high two touchdowns. He also caught 15 passes for 167 yards. He missed seven games due to a fractured left forearm. He also contributed three kickoff returns for 59 yards.



Betts in Brief:

Betts is a powerful back that has had some bright spots for the past three seasons for the Redskins. Last season, Betts provided a strong complement and back-up to starter Clinton Portis. He appeared in all 16 games and in his lone start in the finale against Minnesota, Betts rushed for 118 yards on 26 carries with a touchdown. He finished the season with 90 carries for 371 yards and a touchdown as the second-leading rusher on the team. Betts has appeared in 36 games and started two during his career with 933 yards on 232 carries and four touchdowns. He is also a deft pass catcher out of the backfield, snagging 42 passes for 429 yards. Betts was the first Redskins running back selected in the NFL Draft (second round, 56th overall in 2002) since Skip Hicks in 1998, and the first to rush for more than 300 yards in his rookie season since Hicks rushed for 433 yards in 1998.

- He suffered a fractured left forearm in his first career start, at Buffalo (10/19) and finished the game with eight carries for 11 yards.
- His most productive game of the season came in the opener, vs. New York Jets (9/4) when he had 18 attempts for 77 yards.
- He had two games with a touchdown, at Atlanta



(9/14) when he scored from 13 yards out and vs. New England (9/28) when he reached the endzone on a 1-yard run.

2002 Season:

- Betts had a solid rookie season, rushing 65 times for 307 yards and a touchdown with a long of 27 yards. He also caught 12 passes out of the backfield for 154 yards for a 12.8 avg. and a 40-yard long.
- He also led the team in kickoff returns with 28 for 690 yards and a 24.6 yard average and a 60-yard long.
- Betts rushed for 116 yards and a touchdown on 20 carries against Houston (12/22), setting then career-highs in both yards and carries and scoring the first touchdown of his career.

College/Personal:

- Betts was named second-team All-Big Ten by the league's coaches following his senior season at Iowa. He started every game, extending his consecutive starting to 42 contests. He carried 222 times for 1,060 yards (4.8 avg) with 10 touchdowns, and his 1,060 yards rank

eighth on the school's season-record list.

- As a junior, Betts was an All-Big Ten Conference honorable mention. He was a recipient of the team's Coaches Appreciation Award. He started every game, rushing for a career-high 1,090 yards (seventh-best season total in school history) on 232 carries (4.7 avg) with five touchdowns.
- Betts earned numerous honors at Blue Springs (MO) High, including *USA Today* Missouri Player of the Year, first team All-State and All-Metro honors, as well as *Parade* and *SuperPrep* All-America. Betts also excelled in track, competing as a sprinter.
- He was a recreation major at Iowa.

Single-Game Highs

Carries: 26 vs. Minnesota (1/2/05)

Yards: 118 vs. Minnesota (1/2/05)

Long: 27, twice, last vs. Minnesota (1/2/05)

Touchdowns: 1, three times, last vs. Minnesota (1/2/05)

Receptions: 6 at Philadelphia (11/21/04)

Betts Career Statistics

Team	G	GS	Att	Yds	Avg	Long	TDs	Rec	Yds	Avg	Long	TD
2002 Washington	11	0	65	307	4.7	27	1	12	154	12.8	40	0
2003 Washington	9	1	77	255	3.3	13t	2	15	167	11.1	34	0
2004 Washington	16	1	90	371	4.1	27	1	15	108	7.2	20	0
Career Totals	36	2	232	933	4.0	27	4	42	429	10.2	40	0

Kickoff Returns

	Team	No.	Yards	Avg.	Long	TD
2002	Washington	28	690	24.6	60	0
2003	Washington	3	59	19.7	26	0
2004	Washington	23	528	23.0	70	0
Career Totals	Totals	54	1277	23.6	70	0

Betts Game-by-Game Statistics

2004	Date	Opp.	Att.	Yards	Avg.	Long	TD	Rec	Yards	Avg.	Long	TD
	Sept. 12	Tampa Bay	5	17	3.4	8	0	1	6	6	6	0
	Sept. 19	at NY Giants	3	11	3.7	7	0	0	0	0	0	0
	Sept. 27	Dallas	0	0	0.0	0	0	0	0	0	0	0
	Oct. 3	at Cleveland	2	6	3.0	4	0	0	0	0	0	0
	Oct. 10	Baltimore	1	-1	-1.0	-1	0	1	3	3	3	0
	Oct. 17	at Chicago	6	30	5.0	14	0	0	0	0	0	0
	Oct. 31	Green Bay	0	0	0.0	0	0	0	0	0	0	0
	Nov. 7	at Detroit	5	19	3.8	10	0	1	3	3	3	0
	Nov. 14	Cincinnati	0	0	0.0	0	0	0	0	0	0	0
	Nov. 21	at Philadelphia	5	14	2.8	6	0	6	39	6.5	13	0
	Nov. 28	at Pittsburgh	8	34	4.3	26	0	3	35	11.7	20	0
	Dec. 5	NY Giants	11	64	5.8	14	0	0	0	0	0	0
	Dec. 12	Philadelphia	2	8	4.0	5	0	1	6	6	6	0
	Dec. 18	at San Francisco	3	8	2.7	7	0	1	11	11	11	0
	Dec. 26	at Dallas	13	43	3.3	10	0	0	0	0	0	0
	Jan. 2	Minnesota	26	118	4.5	27	1	1	5	5	5	0
	Season Totals	Totals	90	371	4.1	27	1	15	108	7.2	20	0
2003	Date	Opp.	Att.	Yards	Avg.	Long	TD	Rec	Yards	Avg.	Long	TD
	Sept. 4	NY Jets	18	77	4.3	11	0	1	4	4	4	0
	Sept. 14	at Atlanta	11	34	3.1	13	1	2	18	9	14	0
	Sept. 21	NY Giants	8	39	4.9	9	0	3	57	19	34	0
	Sept. 28	New England	11	35	3.2	10	1	0	0	0	0	0
	Oct. 3	at Philadelphia	5	11	2.2	6	0	3	27	9	14	0
	Oct. 12	Tampa Bay	13	37	2.8	8	0	2	15	7.5	8	0
	Oct. 19	at Buffalo	8	11	1.4	6	0	0	0	0	0	0
	Nov. 2	at Dallas	Inactive									
	Nov. 9	Seattle	Inactive									
	Nov. 16	at Carolina	Inactive									
	Nov. 23	at Miami	Inactive									


Betts Game-by-Game Statistics (Cont.)

	Nov. 30	New Orleans	2	8	4.0	7	0	4	46	11.5	18	0
	Dec. 7	at NY Giants	1	3	3.0	3	0	0	0	0	0	0
	Dec. 14	Dallas	Inactive									
	Dec. 21	at Chicago	Inactive									
	Dec. 27	Philadelphia	Inactive									
	Season	Totals	77	255	3.3	13	2	15	167	11.1	34	0
2002	Date	Opp.	Att.	Yards	Avg.	Long	TD	Rec	Yards	Avg.	Long	TD
	Sept. 8	Arizona	Did not play									
	Sept. 16	Philadelphia	Did not play									
	Sept. 22	at San Francisco	1	2	2.0	2	0	2	19	9.5	14	0
	Oct. 6	at Tennessee	Did not play									
	Oct. 13	New Orleans	2	2	1.0	3	0	1	40	40	40	0
	Oct. 20	at Green Bay	1	-2	-2.0	-2	0	0	0	0	0	0
	Oct. 27	Indianapolis	2	5	2.5	4	0	0	0	0	0	0
	Nov. 3	at Seattle	5	37	7.4	25	0	0	0	0	0	0
	Nov. 10	at Jacksonville	0	0	0.0	0	0	3	35	11.7	17	0
	Nov. 17	at NY Giants	0	0	0.0	0	0	0	0	0	0	0
	Nov. 24	St. Louis	Did not play									
	Nov. 28	at Dallas	Did not play									
	Dec. 8	NY Giants	1	0	0.0	0	0	4	53	13.3	24	0
	Dec. 15	at Philadelphia	16	49	3.1	11	0	2	7	3.5	4	0
	Dec. 22	Houston	20	116	5.8	23	1	0	0	0	0	0
	Dec. 29	Dallas	17	98	5.8	27	0	0	0	0	0	0
	Season	Totals	65	307	4.7	27	1	12	154	12.8	40	0

41 Matt Bowen Safety



Height: 6-1
Weight: 203
Birthdate: 11/12/79
Iowa
Glenbard West High School
Glen Ellyn, IL
6th NFL Season



NFL Acquisition: Selected by the St. Louis Rams in the sixth round of the 2000 NFL Draft (198th overall).

How Acquired: Signed as a restricted free agent from the Green Bay Packers on March 13, 2003.

2004 Season:

- Prior to his injury in Week 5 against Baltimore (10/10), Bowen had started five games at safety and had 25 tackles (19 solo).
- Bowen exploded in Week One against Tampa Bay (9/12) for the Redskins defense, posting 12 tackles (10 solo) and two sacks with one forced fumble.
- He went on to register three solid starts in his next three games before injuring his knee.
- He was placed on injured reserve on October 13, 2004.
- He finished the season with 25 tackles (19 solo) with two sacks and a forced fumble.

Pro Career:

2003 Season:

- Bowen started all 16 games for the Redskins at safety, posting career-numbers in interceptions (three),



Bowen In Brief:

Bowen was off to another productive season in his second year with the Redskins when it was cut short due to a torn ACL knee injury suffered in Week 5. He finished the season with 25 tackles (19 solo) and two sacks. In his first season as a Redskin and a full-time starter in 2003, he emerged as a solid playmaker and reliable safety by establishing career-highs in tackles with 94 (73 solo), interceptions with three, and forced fumbles and fumble recoveries with two. He played his first two seasons (2000-01) in the NFL with the Rams after they drafted him in the sixth round (198th overall) of the 2000 NFL Draft. He spent the next two seasons with the Green Bay Packers (2001-02). He has appeared in 59 games during his career and has started 29, with four interceptions, 182 tackles (134 solo), four forced fumble and two fumble recoveries.

total tackles with 94 (73 solo), forced fumbles (two) and fumble recoveries (two). He finished fifth on the squad in tackles and also recorded nine pass deflections.

- He posted two games with 10 tackles, against the New York Giants (9/21) and vs. New England (9/28). Against the Patriots, he also recovered a forced fumble that set up a 1-yard touchdown run.
- At Carolina (11/16), Bowen had eight tackles (five solo) and an interception of quarterback Jake Delhomme that he returned for 44 yards. He also had a forced fumble.
- Bowen also had a standout game at Atlanta (9/14), he posted four tackles and an interception of quarterback Doug Johnson.
- He posted eight tackles in two games, at Buffalo (10/19) and vs. Dallas (12/14).

2002 Season:

- Bowen appeared in all 16 games, starting six, contributing as a backup safety for the Packers, and a valued special teams contributor in the club's dime package defense.
- He was named the starter at strong safety during Weeks 4-7 and also started at free safety for Darren Sharper in the regular-season finale. He made his first-career postseason start against Atlanta in the NFC Wild Card playoff contest, responding to the challenge with a game- and career-high 15 tackles and two passes defended.
- He finished the season with a then career-high 42 tackles (27 solo), good for second among reserves. Bowen also added a forced fumble, one interception and seven passes defended.
- He made his first career interception against New England (10/13) thrown by quarterback Tom Brady, in addition to six tackles and two pass breakups.
- He made five tackles on defense and one in coverage against the Redskins (10/20). He had a career-high three passes defended and one tackle defensively and two special teams tackles against Detroit (11/10).

2001 Season:

- Bowen signed with Green Bay to provide depth and help to the Packers secondary and special teams. He started the 2001 campaign with St. Louis, but suffered a broken right foot in the season opener and was inactive for the following two games.
- He was placed on injured reserve on Oct. 3 and was eventually waived on Nov. 6. He played in Green Bay's last five games on defense and special teams, recording four special teams tackles. He made his initial Packers appearance vs. Chicago (12/9), his first game in exactly three months. He went on to make three appearances on special teams in coverage roles.

2000 Season:

- Bowen earned St. Louis' "Rookie of the Year" award

after starting at strong safety in two contests and appearing in 16 regular season games. He also saw action in the Rams Wild Card playoff at New Orleans. He finished the season with 21 tackles (15 solo) and two passes broken up.

- He also recorded 21 special teams tackles to tie for the club lead. Against San Diego (10/1), he registered 12 tackles (nine solo) to mark his first career high.

College/Personal:

- Bowen was a four-year letterwinner (1996-99) at Iowa, he started his final two seasons and earned second-team All-America recognition and first-team All-Big Ten honors. He posted a career-high 109 tackles (76 solo) and two INTs as a senior and led the team with 92 tackles (57 solo) and two interceptions as a junior.
- Bowen was an all-state, all-area and all-conference selection as a quarterback at Glenbard West HS in Glen Ellyn, Ill. He was originally recruited to Iowa as a quarterback after finishing his senior season as team captain and MVP after passing for 1,533 yards and 17 touchdowns, and gaining 1,329 yards and 17 scores on the ground. He also played four seasons of baseball and four seasons of basketball.
- His grandfather, Harold Bowen, played tailback at Northwestern.
- Bowen is a huge Chicago Cubs fan and regularly attends games at Wrigley Field during the offseason.
- During his time in Green Bay and St. Louis, Bowen was active in the community and has continued to do so in Washington. He has worked with the Washington Redskins Charitable Foundation on several events, including playing in the Redskins Golf Classic, First Down for Fitness, Knock Out Abuse, and All-Stars Kickoff. He is a member of the two-time defending champs at the Redskins Golf Classic.
- Bowen and his wife, Shawn, reside in Lansdowne, VA.
- Bowen graduated from Iowa with a degree in journalism, which he puts to good use writing guest columns for Redskins Insider and publications from his former teams in Green Bay and St. Louis. He also enjoys writing short stories and poems.
- During the course of the 2004 season, Bowen wrote a weekly column that appeared in *The Washington Times*.

Single-Game Highs

Total Tackles: 12, twice, last vs. TB (9/12/04)

Solo Tackles: 10 vs. Tampa Bay (9/12/04)

Sacks: 2 vs. Tampa Bay (9/12/04)

Int: 1, four times, last at CAR (11/17/03)

Bowen Career Statistics

	Team	G	GS	Tkls	Solo	Int	Yds	TDs	Sack(s)	FF	FR
2000	St. Louis	16	2	21	15	0	0	0	0	0	0
2001	St. Louis	6	0	0	0	0	0	0	0	0	0
2001	Green Bay	5	0	0	0	0	0	0	0	0	0
2002	Green Bay	16	6	42	27	1	0	0	0	1	0
2003	Washington	16	16	94	73	3	44	0	0	2	2
2004	Washington	5	5	25	19	0	0	0	2	1	0
Career	Totals	59	29	182	134	4	44	0	2	4	2

Bowen Game-by-Game Statistics

Year	Date	Opp.	Tkls	Solo	Sacks	Int	Yds	FF	FR
2004	Sept. 12	Tampa Bay	12	10	2	0	0	1	0
	Sept. 19	at NY Giants	6	4	0	0	0	0	0
	Sept. 27	Dallas	2	1	0	0	0	0	0
	Oct. 3	at Cleveland	5	4	0	0	0	0	0
	Oct. 10	Baltimore	0	0	0	0	0	0	0
	Oct. 17	at Chicago			Injured Reserve				
	Oct. 31	Green Bay			Injured Reserve				
	Nov. 7	at Detroit			Injured Reserve				
	Nov. 14	Cincinnati			Injured Reserve				
	Nov. 21	at Philadelphia			Injured Reserve				
	Nov. 28	at Pittsburgh			Injured Reserve				
	Dec. 5	NY Giants			Injured Reserve				
	Dec. 12	Philadelphia			Injured Reserve				
	Dec. 18	at San Francisco			Injured Reserve				
	Dec. 26	at Dallas			Injured Reserve				
	Jan. 2	Minnesota			Injured Reserve				
	Season	Totals		25	19	2	0	0	1
2003	Sept. 4	New York	2	1	0	0	0	0	0
	Sept. 14	at Atlanta	4	4	0	1	0	0	0
	Sept. 21	New York	10	8	0	0	0	0	0
	Sept. 28	New England	10	8	0	0	0	0	1
	Oct. 5	at Philadelphia	6	4	0	0	0	0	0
	Oct. 12	Tampa Bay	3	2	0	0	0	0	0
	Oct. 19	at Buffalo	8	8	0	0	0	0	0
	Nov. 2	at Dallas	5	3	0	1	0	1	0
	Nov. 9	Seattle	4	2	0	0	0	0	0
	Nov. 16	at Carolina	8	5	0	1	44	1	0
	Nov. 23	at Miami	2	2	0	0	0	0	0
	Nov. 30	New Orleans	7	6	0	0	0	0	0
	Dec. 7	at New York	3	2	0	0	0	0	0
	Dec. 14	Dallas	8	7	0	0	0	0	0
	Dec. 21	at Chicago	7	6	0	0	0	0	1
	Dec. 27	Philadelphia	7	5	0	0	0	0	0
	Season	Totals		94	73	0	3	44	2
2002	Sept. 8	Atlanta	1	0	0	0	0	0	0
	Sept. 15	at New Orleans	0	0	0	0	0	0	0
	Sept. 22	at Detroit	0	0	0	0	0	0	0
	Sept. 29	Carolina	7	5	0	0	0	1	0
	Oct. 7	at Chicago	5	4	0	0	0	0	0
	Oct. 13	at New England	6	2	0	1	0	0	0
	Oct. 20	Washington	5	3	0	0	0	0	0
	Nov. 4	Miami	2	2	0	0	0	0	0
	Nov. 10	Detroit	1	1	0	0	0	0	0
	Nov. 17	at Minnesota	1	0	0	0	0	0	0
	Nov. 24	at Tampa Bay	0	0	0	0	0	0	0
	Dec. 1	Chicago	0	0	0	0	0	0	0
	Dec. 8	Minnesota	0	0	0	0	0	0	0
	Dec. 15	at San Francisco	0	0	0	0	0	0	0
	Dec. 22	Buffalo	7	3	0	0	0	0	0
	Dec. 29	at New York	7	7	0	0	0	0	0
	Season	Totals		42	27	0	1	0	1
Postseason	Jan. 4	Atlanta	15	10	0	0	0	0	0
2001	Sept. 9	at Philadelphia	0	0	0	0	0	0	0
	Sept. 23	at San Francisco			Inactive				
	Sept. 30	Miami			Inactive				
	Oct. 8	at Detroit			Injured Reserve				
	Oct. 14	New York			Injured Reserve				
	Oct. 21	at New York			Injured Reserve				
	Oct. 28	New Orleans			Injured Reserve				
	Nov. 6				Waived by St. Louis				
					Signed by Green Bay				
	Dec. 3	Jacksonville			Inactive				
	Dec. 9	Chicago	0	0	0	0	0	0	0
	Dec. 16	at Tennessee	0	0	0	0	0	0	0
	Dec. 23	Cleveland	0	0	0	0	0	0	0
	Dec. 30	Minnesota	0	0	0	0	0	0	0
	Jan. 6	at New York	0	0	0	0	0	0	0
	Season	Totals		0	0	0	0	0	0
	Postseason	Jan. 13	San Francisco	0	0	0	0	0	0
	Jan. 20	at New York	0	0	0	0	0	0	0
Postseason Totals			0	0	0	0	0	0	

Bowen Game-by-Game Statistics

2000	Date	Opp.	Tkls	Solo	Sacks	Int	Yds	FF	FR
	Sept. 4	Denver	0	0	0	0	0	0	0
	Sept. 10	at Seattle	0	0	0	0	0	0	0
	Sept. 17	San Francisco	0	0	0	0	0	0	0
	Sept. 24	at Atlanta	7	4	0	0	0	0	0
	Oct. 1	San Diego	12	9	0	0	0	0	0
	Oct. 15	Atlanta	0	0	0	0	0	0	0
	Oct. 22	at Kansas City	1	1	0	0	0	0	0
	Oct. 29	at San Francisco	0	0	0	0	0	0	0
	Nov. 5	Carolina	0	0	0	0	0	0	0
	Nov. 12	at New York	1	1	0	0	0	0	0
	Nov. 20	Washington	0	0	0	0	0	0	0
	Nov. 26	New Orleans	0	0	0	0	0	0	0
	Dec. 3	at Carolina	0	0	0	0	0	0	0
	Dec. 10	Minnesota	0	0	0	0	0	0	0
	Dec. 18	at Tampa Bay	0	0	0	0	0	0	0
	Dec. 24	at New Orleans	0	0	0	0	0	0	0
	Season Totals		21	15	0	0	0	0	0
Postseason	Dec. 30	at New Orleans	0	0	0	0	0	0	0

86 Antonio Brown

Return Specialist/WR



Height: 5-10
 Weight: 175
 Birthdate: 3/3/79
 West Virginia
 Glenbard West High School
 Miami, FL
 2nd NFL Season



How Acquired: Brown was signed as an unrestricted free agent on November 11, 2004

NFL Acquisition: Brown originally entered the league with the Buffalo Bills as a free agent on 3/25/03. How Acquired: Brown was signed as an unrestricted free agent on November 11, 2004. 2004 Season:

- Brown was signed to the roster mid-season to shore up the return game after several injuries. He played in three games as a punt and kickoff returner.
- He was inactive for his first six games before making his Redskins debut at SF (12/18) and had three punt returns for eight yards.
- He hit his stride against Dallas (12/26) when he had four punt returns for 59 yards including a 39-yarder.
- Against Minnesota in the season finale he opened the game with a 66-yard kickoff return and also had three punt returns for 22 yards.

Pro Career:
2003 Season:

- He earned a spot on the 53-man roster with an electrifying preseason for the Bills in 2003. In the preseason opener at Baltimore (8/9) his 87-yard punt return put the Bills up for good in the fourth quarter. In the preseason finale vs. Detroit (8/28) he struck again



Brown in Brief:

Brown is a very fast and versatile player who was signed by the Redskins to assume return duties after injuries plagued the position in 2004. Brown, who is arguably the fastest player on the team, stepped in and appeared in three games. He had 10 punt returns for 89 yards and one kickoff return for 66 yards. Prior to joining Washington, he appeared in 16 games for the Bills in 2003.

- with a 75-yard punt return for a touchdown.
- He went on to appear in all 16 games as the team's primary return man on kickoffs and punts and finished the year with 1,046 yards on 48 kickoff returns (long 75); the yardage total ranks as the fourth-highest single-season total in team history and the kickoff return total ranks third. He also had 111 yards on 25 punt returns (long 18).
- Brown had a career-long kickoff return of 75 yards to open the second half of the season finale at New England (12/29); it was the third-longest non-scoring kickoff return in team history
- He had four games with over 100 kickoff return yards – vs. Philadelphia, at New York Jets, at Kansas City and at New England.

Brown Career Statistics

	Team	G	GS	Rec	Yds	Avg	Long	TDs	Att.	Yds	Avg	Long	Tds
2003	Buffalo	16	0	0	0	0	0	0	0	0	0.0	0	0
2004	Washington	3	0	0	0	0.0	0	0	0	0	0.0	0	0
Career	Totals	19	0	0	0	0.0	0	0	0	0	0.0	0	0

Brown Game-by-Game Statistics

2004	Date	Opp	Rec.	Yards	Avg.	Long	TD	Att.	Yards	Avg.	Long	TD
	Nov. 3	Signed to active roster										
	Nov. 7	at Detroit	Inactive									
	Nov. 14	Cincinnati	Inactive									
	Nov. 21	at Philadelphia	Inactive									
	Nov. 28	at Pittsburgh	Inactive									
	Dec. 5	NY Giants	Inactive									
	Dec. 12	Philadelphia	Inactive									
	Dec. 18	at San Francisco	0	0	0.0	0	0	0	0	0.0	0	0
	Dec. 26	at Dallas	0	0	0.0	0	0	0	0	0.0	0	0
	Jan. 2	Minnesota	0	0	0.0	0	0	0	0	0.0	0	0
	Season	Totals	0	0	0.0	0	0	0	0	0.0	0	0

2004	Date	Opp.	Rec.	Yards	Avg.	Long	TD	Att.	Yards	Avg.	Long	TD
	Nov. 3	Signed to active roster										
	Nov. 7	at Detroit	Inactive									
	Nov. 14	Cincinnati	Inactive									
	Nov. 21	at Philadelphia	Inactive									
	Nov. 28	at Pittsburgh	Inactive									
	Dec. 5	NY Giants	Inactive									
	Dec. 12	Philadelphia	Inactive									
	Dec. 18	at San Francisco	3	8	2.6	4	0	0	0	0.0	0	0
	Dec. 26	at Dallas	4	59	14.7	39	0	0	0	0.0	0	0
	Jan. 2	Minnesota	3	22	7.3	9	0	1	66	66.0	66	0
	Season	Totals	10	89	8.9	39	0	1	66	66.0	66	0

2003	Date	Opp	Rec.	Yards	Avg.	Long	TD	Att.	Yards	Avg.	Long	TD
	Sept. 7	New England	0	0	0	0	0	0	0	0	0	0
	Sept. 14	at Jacksonville	0	0	0	0	0	0	0	0	0	0
	Sept. 21	at Miami	0	0	0	0	0	0	0	0	0	0
	Sept. 28	Philadelphia	0	0	0	0	0	0	0	0	0	0
	Oct. 5	Cincinnati	0	0	0	0	0	0	0	0	0	0
	Oct. 12	at NY Jets	0	0	0	0	0	0	0	0	0	0
	Oct. 19	Washington	0	0	0	0	0	0	0	0	0	0
	Oct. 26	at Kansas City	0	0	0	0	0	0	0	0	0	0
	Nov. 9	at Dallas	0	0	0	0	0	0	0	0	0	0
	Nov. 16	Houston	0	0	0	0	0	0	0	0	0	0
	Nov. 23	Indianapolis	0	0	0	0	0	0	0	0	0	0
	Nov. 30	at NY Giants	0	0	0	0	0	0	0	0	0	0
	Dec. 7	NY Jets	0	0	0	0	0	0	0	0	0	0
	Dec. 14	at Tennessee	0	0	0	0	0	0	0	0	0	0
	Dec. 21	Miami	0	0	0	0	0	0	0	0	0	0
	Dec. 28	at New England	0	0	0	0	0	0	0	0	0	0
	Season	Totals	0	0	0.0	0	0	0	0	0.0	0	0

2003	Date	Opp.	Att.	Yards	Avg.	Long	TD	No.	Yards	Avg.	Long	TD
	Sept. 7	New England	4	3	0.8	8	0	0	15	0.0	0	0
	Sept. 14	at Jacksonville	3	38	12.7	18	0	1	15	15.0	15	0
	Sept. 21	at Miami	2	18	9.0	11	0	1	12	12.0	12	0
	Sept. 28	Philadelphia	2	8	4.0	4	0	5	130	26.0	41	0
	Oct. 5	Cincinnati	3	6	2.0	5	0	2	44	22.0	25	0
	Oct. 12	at NY Jets	1	5	5.0	5	0	7	141	20.1	34	0
	Oct. 19	Washington	6	13	2.2	8	0	1	17	17.0	17	0
	Oct. 26	at Kansas City	1	0	0.0	0	0	7	158	22.6	27	0
	Nov. 9	at Dallas	1	7	7.0	7	0	2	57	28.5	37	0
	Nov. 16	Houston	2	13	6.5	15	0	4	79	19.8	26	0
	Nov. 23	Indianapolis	0	0	0.0	0	0	2	45	22.5	23	0
	Nov. 30	at NY Giants	0	0	0.0	0	0	1	18	18.0	18	0
	Dec. 7	NY Jets	0	0	0.0	0	0	3	71	23.7	28	0
	Dec. 14	at Tennessee	0	0	0.0	0	0	5	76	15.2	25	0
	Dec. 21	Miami	0	0	0.0	0	0	3	54	18.0	21	0
	Dec. 28	at New England	0	0	0.0	0	0	4	129	32.3	75	0
	Season	Totals	25	111	4.4	18	0	48	1046	21.8	75	0

2002 Season/Canadian Football League:

- Played in the Canadian Football League for the Winnipeg Blue Bombers and finished the season registering 14 receptions for 208 yards (14.9 avg.) and two touchdowns.
- He had a breakout game against the Toronto Argonauts (6/28) when he caught three passes for 73 yards (24.3 avg.) and a touchdown.

College/Personal:

- Brown played in 42 games (22 starts) in his collegiate career at West Virginia totaling 155 catches for 1,905 yards and five touchdowns. In his senior season, recorded 31 receptions for 291 yards.
- Brown played in and started all 12 games his junior

year while leading the Mountaineers in receiving with career-highs in receptions (51), yards (877) and touchdowns (three). He was ranked 4th in the Big East in receiving yards per game (65.5) and was named to *Sports Illustrated's* All-Bowl team.

- He also ran track for West Virginia finishing second in the 60-meter dash at the Big East championships behind teammate Santana Moss.
- He attended Miami Central High in Miami, Florida...received all-Dade and all-city honors as a senior...considered on of the top 100 prospects in Florida by Gator Bait...also all-Dade in track in the 100-meter dash...is one of five children...graduated with a degree in physical education with a specialization in athletic coaching.

67 Ray Brown

Offensive Lineman



Height: 6-5
 Weight: 325
 Birthdate: 2/12/62
 Arkansas State
 Glenbard West High School
 Marion, AK
 20th NFL Season



NFL Acquisition: Brown originally entered the league as an eighth round selection (201st overall) by St. Louis in the 1986 NFL Draft.

How Acquired: Brown was signed as an unrestricted free agent on August 11, 2004.

Pro Career**2004 Season:**

- Brown played in all 16 games with 14 starts.
- He started 13 games at right tackle for the injured Jon Jansen and moved to right guard against Pittsburgh (11/29) for the injured Randy Thomas with Mark Wilson playing right tackle.

2003 Season:

- Brown appeared in all 16 games at right guard for the Detroit Lions.
- He was the co-recipient of the team's Joe Schmidt Leadership Award with DE Robert Porcher.
- He was the most experienced player on the Lions roster with 18 seasons.

2002 Season:

- Joined the Lions at the end of training camp and quickly emerged as the starting right guard.
- Started all 16 games for the Lions and was the recipient of the Eric Andolsek Top Offensive Lineman Award.
- He was a key contributor for offensive line unit that allowed the fewest sacks in the NFL with 20 and helped

**Brown in Brief:**

Brown joined the Redskins in 2004 training camp after Jon Jansen went down with an injury and immediately contributed as a veteran leader on the offensive line. He appeared in all 16 games and started 14, 13 of those games he started at right tackle and one at right guard. Brown is an experienced, hard-working player that spent five seasons with the Redskins earlier in his 19-year NFL career. He started 16 games in 2003 and has started no less than 14 games per season since 1993. He reunites with Coach Gibbs and Coach Bugel to add depth to the offensive line.

set Lions' record for fewest sacks yielded in a single season (since 1963).

2001 Season:

- Brown started all 16 games at right guard with San Francisco and was voted to first-ever Pro Bowl.

2000 Season:

- Brown started all 16 games at left guard and did not allow a single sack, as offensive line allowed only 25 all season (third in NFL).
- He provided a solid wall of protection that allowed the 49ers to finish second in NFL in total offense with 6,040 total yards

1999 Season:

- Brown started all 16 games at left guard as 49ers led

NFL with 2,095 yards rushing.

- He started at guard as team rushed for 223 yards and RB Charlie Garner posted a career-high 166 yards vs. Pittsburgh (11/7).

1998 Season:

- Brown started all 16 games at left guard for NFL's best rushing team.

1997 Season:

- Brown started 15 games at left guard but missed one game with sprained left foot. He started at left guard and helped 49ers produce season-high 219 yards rushing at Carolina (9/29).

1996 Season:

- Brown started all 16 games at left guard and did not miss a snap in five games.
- He started both postseason games vs. Philadelphia (12/29) and at Green Bay (1/4).

1995 Season:

- Brown started all 16 games at left guard for the Redskins and played all but four snaps from scrimmage all season, participating in 99.6% of the offensive plays.
- The only action he missed all season was in Week 4 at Tampa Bay (9/24) when he sat out for three plays due to heat.

1994 Season:

- Brown started all 16 games for the Redskins, logging the first 14 at left guard and the final two at left tackle in place of injured Jim Lachey.
- He saw action in 92% of the Redskins offensive plays, seeing duty on 938 of the team's 1,016 offensive snaps.
- He also saw action at tight end on short-yardage situations beginning in Week 8.

1993 Season:

- He opened the year with seven starts at left guard then switched to right tackle on the second offensive series of the game at Buffalo (11/1). He started the following three games at right tackle before moving back to left guard.

1992 Season:

- He opened the year as a reserve at left guard but became starting right tackle in Week 13 after Joe Jacoby went down with an injury.

1991 Season:

- Brown spent the entire season on Injured Reserve (elbow).

1990 Season:

- He spent the entire regular season on Injured Reserve but was activated for the playoffs and participated in the Divisional Playoff at San Francisco (1/12).

1989 Season:

- In his first season with the Redskins he saw first action in Game 10 vs. Philadelphia (11/12) when he entered the game in the first quarter in place of Joe Jacoby.
- He earned a game ball by not allowing a sack vs. Reggie White, helping pave the way for a 10-3 win.

1988 Season:

- Played in 15 games as a member of the Cardinals, earning a starting assignment in the season-finale.

1987 Season:

- Brown was waived by the Cardinals during training camp and then re-signed (9/12) and started three games at left tackle before going on Injured Reserve (11/12) due to a torn finger tendon... Re-activated (12/12) for the final three games.

1986 Season:

- Played the first six games as a reserve tackle... On Injured Reserve for five games at mid-season with a knee injury... Started the final four games at left guard.

College/Personal:

- Brown was an All-Southland Conference selection at Arkansas State, where he was the first player in conference history to be named first-team all-conference at two different positions in the same season (OL and TE). He was also a 237-pound tight end in the wishbone.
- He began his collegiate career at Memphis State, before transferring to Arkansas State.
- His full name is Leonard Ray Brown, Jr. and he was born (12/12/62) in Marion, AR, where he was an all-state football player on both offense and defense at Marion High. He once made 25 tackles in a high school game.
- Brown is one of four children in his family to attend college on an athletic scholarship. He is also active in the Special Olympics program. He opened community center and gymnasium in hometown of Arkansas during the 2004 offseason.
- He and his wife, Ashley, have five children: Lentisha, Tyler, Andrea, Miriam and Leonard.

Brown Career Statistics


Year	Team	G	GS
1986	St. Louis Cards	11	4
1987	St. Louis Cards	7	3
1988	Phoenix	15	1
1989	Washington	7	0
1990	Washington	0	0
1991	Washington	0	0
1992	Washington	16	8
1993	Washington	16	14
1994	Washington	16	16
1995	Washington	16	16
1996	San Francisco	16	16
1997	San Francisco	15	15
1998	San Francisco	16	16
1999	San Francisco	16	16
2000	San Francisco	16	16
2001	San Francisco	16	16
2002	Detroit	16	16
2003	Detroit	16	16
2004	Washington	15	14
Career	Totals	246	203

8

Mark Brunell Quarterback



Height: 6-1
Weight: 217
Birthdate: 9/17/70
Washington
St. Joseph High School
Santa Maria, CA
13th NFL Season



NFL Acquisition: Selected in the fifth round (118th overall) of the 1993 NFL Draft by the Green Bay Packers.

How Acquired: Acquired in a trade with the Jacksonville Jaguars on March 3, 2004.

2004 Season:

- Brunell started the first nine games of the season after winning the starting job in training camp. He was 118-for-237 with 1,194 yards and seven touchdown passes and six interceptions.
- He threw his first touchdown pass as a Redskin on a two-yard toss to Chris Cooley (at NYG 9/19).
- He recorded his 150th touchdown pass vs. Green Bay (10/31).
- He had his most productive game of the season against Dallas (9/27) when he completed 25-of-43 passes for 325 yards and two touchdowns and a 97.5 quarterback rating.
- Against Green Bay (10/31), he threw two touchdown passes on 25-of-40 passing for 218 yards.

Pro Career:

2003 Season:

- Brunell started three games and completed 54-of-82 passes for 484 yards and two scores and no interceptions during his final season as a Jaguar. He did not play in the season's final 13 games because of an elbow injury and the emergence of rookie Byron Leftwich.
- In the season opener at Carolina (9/7), he played in his 120th career game and had one of the finest performances of his career. He completed 23-of-27 passes for 272 yards, two touchdowns and no interceptions for a passer rating of 133.3.
- The following week vs. Buffalo (9/14) he completed 19-of-32 passes for 122 yards and no scores or interceptions. He also rushed for a 1-yard touchdown.
- In his final game of the season, he suffered a laceration on his elbow in the first quarter and had to leave the game in the fourth quarter. Before leaving the game he completed 12-of-23 passes for 90 yards.

2002 Season:

- Brunell started the first 15 games of the season and ranked seventh in the AFC with an 85.7 passer rating

Brunell in Brief:



Brunell is an experienced and skilled leader that has established himself as one of the top quarterbacks in recent NFL history. Last season he started nine games and was 118-for-237 with 1,194 yards and seven touchdown passes. In his 12-year career, he has started 126-of-131 games and has completed 2,314-of-3,880 passes for 26,987 yards, 151 touchdowns and 92 interceptions. He is a three-time Pro Bowl selection (1996, '97 and '99) and a two-time first alternate ('98 and '01). Prior to the Redskins, Brunell played for Jacksonville for nine seasons (1995-2003) and set 43 team records. He led the Jaguars in passing each of the franchise's first eight seasons, the longest streak of any NFL expansion team's quarterback. Brunell has also posted solid marks in the rushing category as well, carrying the ball 435 times for 2,230 yards and 15 touchdowns. He is 63-51 as a starter in the regular season, 4-4 in the playoffs and has thrown one 400-yard passing game and has logged 22 300-yard passing games.

while throwing only seven interceptions. He completed 245-of-416 passes for 2,788 yards and 17 touchdowns. He missed the season finale with a pulled hamstring injury.

- He finished the season ranked 13th in passing yards in the AFC and also ended the season ranked third on the team in rushing with 43 attempts for 207 yards. He was sacked only 34 times (fewest since 1999) and had one 300-yard passing game.

2001 Season:

- He started 15 games and finished fourth in the AFC in passing with an 84.1 rating and was named first alternate to the Pro Bowl. He threw for 3,309 yards (third most of his career, sixth in the AFC), 19 touchdowns (one short of a career-high) and 13 interceptions. He completed 289-of-473 passes and ran 39 times for 224 yards (third on squad) and one score.
- Despite missing two full games, he ranked 11th in the NFL in passing yards, 12th in average gain per pass, 15th in attempts, 13th in completions, tied for ninth in completion percentage and 11th in touchdowns and had two 300-yard passing games.

2000 Season:

- Brunell started all 16 games and put up numbers that were the second-highest of his career for passing yards (3,640), attempts (512) and completions (311). He tied his 1998 team record with 20 touchdown passes and finished ranked sixth in the AFC and 10th in the NFL with an 84.0 passer rating.
- He finished second on the team with 236 yards, averaging 4.9 yards on 48 carries. He ranked seventh in the NFL in passing yards, 12th in average gain per pass, 10th in attempts, ninth in completions, 11th in completion percentage and tied for 10th in touchdowns and had three 300-yard passing games.

1999 Season:

- He started the year's first 15 games and finished ranked fourth in the AFC and 11th in the NFL with a 82.0 passer rating. Brunell completed 259-of-441 passes for 3,060 yards, 14 scores and only nine interceptions.
- He finished the season ranked 10th in NFL passing yards, 13th in average per pass, 13th in attempts, 13th in completions, 14th in completion percentage and 17th in touchdowns and had three 300-yard games.
- He also finished third on the team in rushing with 208 yards and a score on 47 attempts. He started two postseason games and led the Jaguars to one win and completed 24-of-47 for 331 yards and three touchdowns and two interceptions.

1998 Season:

- Brunell started 13 games, missing the final three regular season games before returning for both postseason contests. He finished as the fourth-highest rated passer in the AFC with a 89.9 rating, the second-highest of his career.
- He was selected as a first alternate for the Pro Bowl after completing 208-of-354 passes for 2,601 yards and 20 scores and only nine interceptions.
- Despite missing nearly four full games, he ranked 16th in the NFL passing yards, 10th in average gain per pass, 15th in attempts, 17th in completions, 12th in completion percentage and 11th in touchdowns and had two 300-yard passing games.
- For the second straight season Brunell started both postseason games and completed 26-of-65 for 317 yards and four scores.

1997 Season:

- Brunell had one of his most prolific seasons as a passer when he led the AFC and finished third in the NFL with a 91.2 rating.
- He completed 264-of-435 passes for 3,281 yards, 18 touchdowns and only seven interceptions. He also earned his second-straight Pro Bowl and finished ranked ninth in the NFL in passing yards, third in average per attempt, 15th in attempts, 12th in completions, fourth in completion percentage and 13th in touchdowns.

1996 Season:

- Brunell had the sixth-most prolific season by a quarterback in NFL history as he led all players at his position in passing yards (4,367) and rushing yards (396), becoming the first quarterback since Baltimore's Johnny Unitas to lead the league in both categories.
- He moved into 13th place on the list of most passing yards in a single-season in NFL history. He completed 353-of-557 passes with 19 touchdowns and 20

interceptions. He passed for his single-game best 432 yards at New England on Sept. 22.

- He was named Pro Bowl player of the game after leading the AFC to a come-from-behind overtime victory. Brunell led the Jaguars to the AFC Championship game at New England. He also passed for 674 yards on 56-of-100 passing with three touchdowns.

1995 Season:

- He was the starting quarterback for the Jaguars in their inaugural season, becoming the highest-rated passer in expansion team history.
- He started 13 games and completed 201-of-346 passes for 2,168 yards with 15 touchdowns and only seven interceptions. He also rushed for 480 yards and had two 300-yard passing games.

1994 Season:

- Brunell served as Brett Favre's back-up and saw action in two games for the Packers completing 12-of-27 passes for 95 yards. He scored his first NFL touchdown on a five-yard run vs. Minnesota (10/20).

1993 Season:

- He did not see any action as a rookie, was the third QB for 15 games and was back-up in the season finale.
- He was Green Bay's 118th overall pick and was the fourth quarterback chosen after Drew Bledsoe, Rick Mirer and college teammate Billy Joe Hebert.

College/Personal:

- Brunell earned second-team All-Pac 10 honors in both 1990 and 1992 at Washington. He played in four Bowl games (three Rose, one Freedom Bowl). He finished his career completing 259-of-498 passes for 3,423 yards with 23 touchdowns and only 16 interceptions.
- In 1990, he had a string of 128 consecutive passes without an interception. He was named MVP of the Rose Bowl in 1991 after passing for two touchdowns and rushing for two scores. He was a finalist for the Unitas Award in 1992. He graduated in 1992 with a degree in history.
- Brunell is married to Stacy and has four children, daughter Caitlin, and sons Jacob, Joseph and Luke.
- He attended St. Joseph High in Santa Maria, California, where his father, Dave, was the athletic director. He was a three-year letterman at quarterback and safety, a two-time All-League quarterback and All-Desert Mountain Conference selection. He passed for 5,893 yards and 41 touchdowns during his prep career.
- He was also a second-team All-League guard in basketball and a four-time All-League selection in baseball. In 1992, Brunell was selected in the 44th round by the Atlanta Braves in the MLB Draft.
- Brunell and his wife operate the Mark Brunell Foundation, committed to enriching the lives of children who face chronic or life-threatening illnesses. The Foundation has contributed more than \$700,000 to Jacksonville's Wolfson Children's Hospital, specifically for children receiving pediatric or neonatal intensive care. In November 2001, the hospital opened the Brunell Family Children's Neurodiagnostic Center.
- He was named in 2002 as the Bryon "Whizzer" White Award by the NFLPA for his commitment to community causes.
- Brunell is involved in many other community outreach initiatives, including STARBRIGHT World at Wolfson's

Children's Hospital, Dream's Come True, Family First All-Pro Dad, Basket of Hope, Caps for Kids and the Ronald McDonald House.

- He was named the Jaguars' NFL Man of the Year in 2001 (his second, also named team winner in 1999).
- Brunell and his family are very active in the church, and locally attend Metro Morningstar Church in Herndon, VA. Team pastor Brett Fuller is also the pastor at Metro Morningstar.

Single-Game Highs

Pass Attempts: 52 at St. Louis (10/20/96)
Pass Completions: 37 at St. Louis (10/20/96)
Yards Passing: 432 at New England (9/22/96)
Passing TDs: 4 at New England (11/29/98)
Longest Pass: 78t at Baltimore (11/1/98)

Brunell Career Statistics

	Team	G	GS	Att	Comp	Yds	Pct	TDs	Int	Long	Sacks	Rating
1993	Green Bay	0	0	0	0	0	0	0	0	0	0	0
1994	Green Bay	2	0	27	12	95	44.4	0	0	25	2	53.8
1995	Jacksonville	13	10	346	201	2168	58.1	15	7	45	39	82.6
1996	Jacksonville	16	16	557	353	4367	63.4	19	20	62	50	84
1997	Jacksonville	14	14	435	264	3281	60.7	18	7	75	33	91.2
1998	Jacksonville	13	13	354	208	2601	58.8	20	9	78t	28	89.9
1999	Jacksonville	15	15	441	259	3060	58.7	14	9	62	29	82
2000	Jacksonville	16	16	512	311	3640	60.7	20	14	67t	54	84
2001	Jacksonville	15	15	473	289	3309	61.1	19	13	44	57	84.1
2002	Jacksonville	15	15	416	245	2788	58.9	17	7	79t	34	85.7
2003	Jacksonville	3	3	82	54	484	65.9	2	0	65t	9	89.7
2004	Washington	9	9	237	118	1194	49.8%	7	6	49	15	63.9
Career Totals		131	126	3880	2314	26987	59.6%	151	92	79t	350	83.9

Brunell Game-by-Game Statistics

Year	Date	Opp.	Att	Comp	Pct	Yards	Yds/Att	TD	Int	Long	Sack(s)	Yards Lost	
1995	Sept. 3	Houston	9	3	33.3	15	1.6	0	1	8	3	22	
	Sept. 10	at Cincinnati	18	8	44.4	81	4.5	0	1	22	5	23	
	Sept. 17	at NY Jets	33	15	45.5	138	4.1	1	1	18	5	28	
	Sept. 24	Green Bay	29	16	55.2	156	5.3	2	0	19	5	31	
	Oct. 1	at Houston	9	7	77.8	57	6.3	1	0	15t	0	0	
	Oct. 8	Pittsburgh	30	17	56.7	189	6.3	1	0	39	4	18	
	Oct. 15	Chicago	48	30	63.5	302	6.2	3	1	23t	1	14	
	Oct. 22	at Cleveland	28	16	57.1	164	5.8	1	1	28	1	8	
	Oct. 29	at Pittsburgh	33	18	54.5	189	5.7	1	0	24	7	44	
	Nov. 12	Seattle	20	13	65.0	121	6.0	1	1	28	3	16	
	Nov. 19	at Tampa Bay	21	15	71.4	169	8.0	0	0	35	1	8	
	Nov. 26	Cincinnati	Inactive										
	Dec. 3	at Denver	Inactive										
	Dec. 10	Indianapolis	39	26	66.7	312	8.0	3	1	45	2	14	
	Dec. 17	at Detroit	Inactive										
Dec. 24	Cleveland	29	17	58.6	275	9.4	1	0	34	2	7		
Sesason Totals		346	201	58.1	2168	6.2	15	7	45	39	233		
1996	Sept. 1	Pittsburgh	31	20	64.5	212	6.8	2	2	38t	4	18	
	Sept. 8	Houston	38	27	71.1	302	7.9	2	2	33	2	4	
	Sept. 15	at Oakland	37	18	48.7	217	5.8	0	2	46	3	16	
	Sept. 22	at New England	39	23	59.0	432	11.0	3	1	61t	2	19	
	Sept. 29	Carolina	27	15	55.6	214	7.9	1	1	49	3	15	
	Oct. 6	New Orleans	35	28	80.0	250	7.1	1	0	26	1	9	
	Oct. 13	NY Jets	23	14	60.9	248	10.7	2	0	62	5	31	
	Oct. 20	at St. Louis	52	37	71.2	421	8.0	0	5	52	2	1	
	Oct. 27	at Cincinnati	31	18	58.1	215	6.9	2	2	32	4	26	
	Nov. 10	Baltimore	37	24	64.9	354	9.5	1	1	37	6	22	
	Nov. 17	at Pittsburgh	47	28	59.6	215	4.5	0	2	17	6	54	
	Nov. 24	at Baltimore	46	28	60.9	306	6.6	2	2	39	2	14	
	Dec. 1	Cincinnati	34	21	61.8	356	10.4	1	0	49	1	0	
	Dec. 8	at Houston	25	15	60.0	172	6.8	0	0	37	3	7	
	Dec. 15	Seattle	26	19	73.1	231	8.8	2	0	39t	3	13	
	Dec. 22	Atlanta	29	18	62.1	222	7.6	0	0	29	3	8	
	Season Totals		557	353	63.3	4367	7.8	19	20	62	50	257	
	Postseason	Dec. 28	at Buffalo	33	18	54.6	239	7.2	1	2	47	2	14
		Jan. 4	at Denver	29	18	62.1	245	8.4	2	0	44	2	5
Jan. 12		at New England	38	20	52.6	190	5.0	0	2	22	1	2	
Postseason Totals		100	56	56.0	674	6.7	3	4	47	5	21		

Brunell Game-by-Game Statistics (cont.)

Year	Date	Opp.	Att	Comp	Pct	Yards	Yds/Att	TD	Int	Long	Sacks	Yds Lost	
1997	Aug. 31	at Baltimore	Inactive										
	Sept. 7	NY Giants	Inactive										
	Sept. 22	Pittsburgh	42	24	57.1	306	7.2	1	0	41	3	25	
	Sept. 28	at Washington	31	16	51.6	153	4.9	0	2	22	3	19	
	Oct. 5	Cincinnati	27	14	51.9	164	6.0	3	0	24	3	16	
	Oct. 12	Philadelphia	19	14	73.7	153	8.0	0	0	22	3	0	
	Oct. 19	at Dallas	31	21	67.7	242	7.8	3	1	39	2	13	
	Oct. 26	at Pittsburgh	30	15	50.0	214	7.1	2	0	45	4	20	
	Nov. 2	at Tennessee	31	17	54.8	169	5.4	1	1	40	3	14	
	Nov. 9	Kansas City	20	9	45.0	199	9.9	1	0	75	1	8	
	Nov. 16	Tennessee	30	22	73.3	267	8.9	1	0	35	2	18	
	Nov. 23	at Cincinnati	33	20	60.6	286	8.6	1	1	46	1	6	
	Nov. 30	Baltimore	40	25	62.5	317	7.9	1	1	44	1	4	
	Dec. 7	New England	42	25	59.5	251	5.9	2	0	34	4	17	
	Dec. 14	at Buffalo	32	24	75.0	317	9.9	0	1	60	2	20	
	Dec. 21	at Oakland	27	18	66.7	243	9.0	2	0	35	1	9	
	Season Totals			435	264	60.6	3281	7.5	18	7	75	33	189
	Postseason	Dec. 27	at Denver	32	18	56.3	203	6.3	0	1	37	3	16
	1998	Sept. 6	at Chicago	35	22	62.8	207	5.9	2	2	21	1	0
		Sept. 13	Kansas City	18	11	61.1	126	7.0	1	0	22	2	15
Sept. 20		Baltimore	34	25	73.5	376	11.0	2	0	72	3	11	
Sept. 27		at Tennessee	28	17	60.7	155	5.5	2	2	30	2	6	
Oct. 12		Miami	18	12	66.7	213	11.8	2	1	56	2	14	
Oct. 18		at Buffalo	28	16	57.1	119	4.2	0	0	14	3	15	
Oct. 25		at Denver	46	28	60.8	353	7.6	3	0	31	7	7	
Nov. 1		at Baltimore	20	13	65.0	237	11.8	2	1	78	2	5	
Nov. 8		Cincinnati	12	5	41.6	111	9.2	1	0	55	1	8	
Nov. 15		Tampa Bay	37	22	59.5	248	6.7	0	0	30	3	18	
Nov. 22		at Pittsburgh	42	18	42.9	212	5.0	1	3	33	1	8	
Nov. 29		at Cincinnati	35	19	54.3	244	6.9	4	0	50	1	1	
Dec. 6		Detroit	1	0	0.0	0	0.0	0	0	0	0	0	
Dec. 13		Tennessee	Inactive										
Dec. 20		at Minnesota	Inactive										
Dec. 28		Pittsburgh	Inactive										
Season Totals				354	208	58.7	2601	7.3	20	9	78	28	172
Post Season		Jan. 3	New England	34	14	41.2	161	4.7	1	0	37	2	13
		Jan. 10	at NY Jets	31	12	38.7	156	5.0	3	3	52	0	0
Postseason Totals				65	26	40.0	317	4.8	4	3	52	2	13
1999	Sept. 12	San Francisco	30	22	73.3	265	8.8	1	0	57	2	18	
	Sept. 12	at Carolina	32	20	62.5	214	6.6	0	0	31	2	14	
	Sept. 26	Tennessee	42	22	52.4	232	5.5	1	3	28	0	0	
	Oct. 6	at Pittsburgh	25	10	40.0	85	3.4	1	1	15	1	5	
	Oct. 11	at NY Jets	35	21	60.0	215	6.1	0	0	33	2	18	
	Oct. 17	Cleveland	19	12	63.2	109	5.7	0	0	14	0	0	
	Oct. 31	at Cincinnati	19	11	57.9	145	7.6	2	0	38	1	10	
	Nov. 7	at Atlanta	27	14	51.9	203	7.5	3	0	44	2	16	
	Nov. 14	Baltimore	29	20	69.0	118	4.0	0	0	12	6	33	
	Nov. 21	New Orleans	30	19	63.3	351	11.7	2	1	57	3	17	
	Nov. 28	at Baltimore	47	27	57.5	338	7.1	2	2	24	3	10	
	Dec. 2	Pittsburgh	37	25	67.6	308	8.3	1	0	49	2	10	
	Dec. 13	Denver	25	11	44.0	115	4.6	0	0	25	3	11	
	Dec. 19	at Cleveland	33	21	63.6	267	8.0	1	1	34	1	6	
	Dec. 26	at Tennessee	11	4	36.4	95	8.6	0	1	62	1	6	
	Jan. 2	Cincinnati	Inactive										
	Season Totals			441	259	58.7	3060	6.9	14	9	62	29	174
	Postseason	Jan. 15	Miami	9	5	55.6	105	11.6	2	0	41	2	14
		Jan. 23	Tennessee	38	19	50.0	226	5.9	1	2	37	3	10
	Postseason Totals			47	24	55.1	331	7.0	3	2	41	5	24
2000	Sept. 3	at Cleveland	34	24	70.6	301	8.8	1	0	27	4	22	
	Sept. 10	at Baltimore	50	28	56.0	386	7.7	3	2	45	4	11	
	Sept. 17	Cincinnati	32	20	62.5	176	5.5	1	1	21	4	19	
	Sept. 25	at Indianapolis	36	21	58.3	229	6.3	2	2	31	5	40	
	Oct. 1	Pittsburgh	32	15	46.8	137	4.2	0	1	19	7	45	
	Oct. 8	Baltimore	28	18	64.3	167	5.9	0	2	18	3	7	
	Oct. 16	at Tennessee	27	18	66.7	196	7.2	0	0	48	5	35	
	Oct. 22	Washington	42	21	50.0	271	6.4	1	2	33	6	32	
	Oct. 29	at Dallas	24	20	83.3	231	9.6	3	0	37	0	0	
	Nov. 12	Seattle	33	24	72.7	340	10.3	1	0	67	5	25	
	Nov. 9	at Pittsburgh	31	17	54.8	190	6.1	1	1	30	3	13	
	Nov. 26	Tennessee	25	15	60.0	237	9.4	1	2	45	3	14	
	Dec. 3	Cleveland	31	15	48.4	165	5.3	1	0	22	2	13	
	Dec. 10	Arizona	18	13	72.2	182	10.1	2	0	37	0	0	
	Dec. 17	at Cincinnati	28	19	67.9	170	6.0	1	0	20	1	8	
	Dec. 23	at NY Giants	41	23	56.1	262	6.3	2	1	50	2	5	
	Season Totals			512	311	60.7	3640	7.1	20	14	67	54	289



Brunell Game-by-Game Statistics (cont.)

Year	Date	Opp.	Att	Comp	Pct	Yards	Yds/Att	TD	Int	Long	Sacks	Yds Lost	
2001	Sept. 9	Pittsburgh	26	15	57.7	198	7.6	3	0	34t	1	0	
	Sept. 23	Tennessee	27	17	62.9	235	8.7	0	0	40	3	25	
	Sept. 30	Cleveland	7	4	57.1	34	4.8	0	1	14	1	5	
	Oct. 7	at Seattle	39	21	53.8	233	5.9	1	0	24	3	34	
	Oct. 18	Buffalo	26	16	61.5	150	5.7	1	2	22	4	18	
	Oct. 28	at Baltimore	37	25	67.6	306	8.2	2	0	35t	3	22	
	Nov. 4	at Tennessee	32	21	65.6	261	8.1	1	1	30	5	22	
	Nov. 11	Cincinnati	32	20	62.5	189	5.9	2	0	20t	3	25	
	Nov. 18	at Pittsburgh	Inactive										
	Nov. 25	Baltimore	38	23	60.5	259	6.8	1	0	26	4	29	
	Dec. 3	Green Bay	45	26	57.8	311	6.9	1	2	29t	5	25	
	Dec. 9	at Cincinnati	32	23	71.8	242	7.5	2	1	29	8	49	
	Dec. 16	at Cleveland	35	20	57.1	202	5.7	1	2	20	8	48	
	Dec. 23	at Minnesota	24	17	70.8	217	9.0	1	0	34	1	8	
	Dec. 30	Kansas City	37	22	59.5	283	7.6	1	1	44	4	34	
	Jan. 6	at Chicago	36	19	52.8	189	5.2	2	3	22	4	43	
	Season	Totals	473	289	61.0	3309	6.9	19	13	44	57	387	
2002	Sept. 8	Indianapolis	36	22	61.1	228	6.3	2	1	23	1	3	
	Sept. 15	at Kansas City	36	25	69.4	320	8.8	2	0	79t	0	0	
	Sept. 29	NY Jets	15	10	66.7	173	11.5	0	0	72	1	6	
	Oct. 6	Philadelphia	23	13	56.5	197	8.5	1	0	47	1	0	
	Oct. 13	at Tennessee	6	3	50.0	31	5.1	0	0	15	0	0	
	Oct. 20	at Baltimore	46	24	52.2	231	5.0	0	3	33	2	7	
	Oct. 27	Houston	34	16	47.1	202	5.9	1	0	25t	5	38	
	Nov. 3	at N.Y. Giants	38	23	60.5	230	6.0	2	0	32	2	27	
	Nov. 10	Washington	29	19	65.5	194	6.6	0	0	48	3	27	
	Nov. 17	at Houston	25	15	60.0	224	8.9	2	1	45	5	25	
	Nov. 24	at Dallas	40	22	55.0	202	5.0	1	1	26	2	8	
	Dec. 1	Pittsburgh	23	12	52.2	146	6.3	2	0	42t	3	22	
	Dec. 8	Cleveland	14	10	71.4	73	5.2	1	0	17	3	19	
	Dec. 15	at Cincinnati	28	19	67.9	223	7.9	3	0	26t	3	11	
	Dec. 22	Tennessee	23	12	52.2	114	4.9	0	1	25	3	17	
	Dec. 29	at Indianapolis	Inactive										
	Season	Total	416	245	58.9	2788	6.7	17	7	79t	34	210	
2003	Sept. 7	at Carolina	27	23	85.2	272	10.0	2	0	65t	4	16	
	Sept. 14	Buffalo	32	19	59.4	122	3.8	0	0	26	3	22	
	Sept. 21	at Indianapolis	23	12	37.5	90	3.9	0	0	17	2	8	
	Sept. 28	at Houston	Inactive										
	Oct. 5	San Diego	Inactive										
	Oct. 12	Miami	Inactive										
	Oct. 26	Tennessee	Inactive										
	Nov. 2	at Baltimore	Inactive										
	Nov. 9	Indianapolis	Inactive										
	Nov. 16	at Tennessee	Inactive										
	Nov. 23	at NY Jets	Inactive										
	Nov. 30	Tampa Bay	Inactive										
	Dec. 7	Houston	Inactive										
	Dec. 14	New England	Inactive										
	Dec. 21	New Orleans	Inactive										
	Dec. 28	Atlanta	Inactive										
	Season	Totals	82	54	65.9	484	5.9	2	0	65t	9	46	
2004	Sept. 12	Tampa Bay	24	13	54.2	125	5.2	0	0	27	0	0	
	Sept. 19	at NY Giants	18	10	55.6	92	5.1	1	1	16	1	4	
	Sept. 27	Dallas	43	25	58.1	325	7.5	2	0	49	5	35	
	Oct. 3	at Cleveland	32	17	53.1	192	6.0	0	0	45	0	0	
	Oct. 10	Baltimore	29	13	44.8	83	2.8	1	1	14	3	28	
	Oct. 17	at Chicago	22	8	36.4	95	4.3	1	1	21	1	2	
	Oct. 31	Green Bay	44	25	56.8	218	4.9	2	2	23	4	27	
	Nov. 7	at Detroit	17	6	35.3	58	3.4	0	0	13	0	0	
	Nov. 14	Cincinnati	8	1	12.5	6	0.7	0	1	6	1	7	
	Nov. 21	at Philadelphia	Did Not Play										
	Nov. 28	at Pittsburgh	Did Not Play										
	Dec. 5	NY Giants	Did Not Play										
	Dec. 12	Philadelphia	Did Not Play										
	Dec. 18	at San Francisco	Did Not Play										
	Dec. 26	at Dallas	Did Not Play										
	Jan. 2	Minnesota	Did Not Play										
	Season	Totals	237	118	49.8	1194	5.0	7	6	49	15	103	

50 Khary Campbell

Linebacker



Height: 6-3
 Weight: 232
 Birthdate: 4/4/79
 Bowling Green
 Southfield High School
 Toledo, OH
 4th NFL Season



NFL Acquisition: Campbell was signed by the Dallas Cowboys as an undrafted free agent with the Dallas Cowboys in 2002.

How Acquired: Campbell was signed as an unrestricted free agent on April 5, 2003.

2004 Season:

- Campbell appeared in nine games as a solid special teams contributor and back-up linebacker before suffering a season-ending injury vs. Cincinnati (11/14).
- Against Green Bay he saw significant time on the field, posting two tackles (one solo).
- Despite only playing in nine games, he still finished third on the special teams stops chart with 20.

Pro Career:

2003 Season:

- Campbell played in four games and recorded three tackles for the New York Jets before getting released in Week 5 due to injury.

2002 Season:

- Campbell started seven games for the Jets and appeared in nine and made six tackles (one solo). He joined the Jets from the Dallas practice squad in September 2002.

College/Personal:

- He finished his career at Bowling Green with 299 tackles, two interceptions, 10 forced fumbles and five fumble recoveries. He led his team in tackles after both



Campbell In Brief:

Campbell is a young but experienced player with speed and skill that was primarily used on special teams in 2004, finishing third on the team with 20 stops. He finished third on the team in special teams tackles while only playing nine games. His season was cut short due a knee injury vs. Cincinnati (11/14). Entering his fourth season in the NFL, Campbell has played with both the Cowboys and the Jets prior to joining the Redskins, signing with the Cowboys as an undrafted free agent in 2002.

junior and senior seasons and was a second team all-MAC selection as a senior.

- He posted 79 tackles, an INT, five FF and two FR as a senior en route to earning first team All-Mid-American Conference honors.
- Campbell played in high school at Southview HS in Toledo, OH, starting at FS and HB/WR his final three years there.
- He rounded out his prep career with 134 tackles on defense, 65 rushes for 385 yards and five TDs on the ground and 47 catches for 717 yards and six TDs his senior season.
- He was named Division II second team all-state after senior season.
- He also ran track at Southview and majored in criminal justice.

Campbell Career Statistics

Year	Team	G	GS	Tkls	Solo	Int	Yds	TDs	Sack(s)	FF	FR
2002	NYJ	9	7	6	1	0	0	0	0	0	0
2003	NYJ	4	3	3	0	0	0	0	0	0	0
2004	Was	9	0	2	1	0	0	0	0	0	0
Career	Totals	22	10	11	2	0	0	0	0	0	0

31 Rock Cartwright

Fullback



Height: 5-7
Weight: 223
Birthdate: 12/3/79
Kansas State
Conroe High School
Conroe, TX
4th NFL Season



How Acquired: Selected by the Redskins in the sixth round (257th overall) of the 2002 Draft.

2004 Season:

- Cartwright played in 13 games in 2004 mostly on special teams, adding 15 stops.
- He played some running back in the finale against Minnesota, carrying the ball twice. He also led the team in special teams tackles with four.

Pro Career:

2003 Season:

- Cartwright played in 15 games and started three, setting career-highs in carries with 107 and yards with 411. He also led the Redskins in rushing touchdowns with four, all from less than three-yards out. He also had 18 catches for 176 yards.
- He was crucial on short yardage situations, earning 11 first downs on 14 third-and-one attempts.
- He had his best game of the season vs. Dallas (12/14), rushing 21 times for 94 yards. His second-most productive game came against Seattle (11/9), when he had 13 carries for 81 yards.
- In the first seven games of the season, he was primarily used as a short-yardage back on third downs and scoring situations. He scored a one-yard touchdown at Atlanta (9/14), a three-yard score vs. New England (9/28), a two-yard touchdown vs. New Orleans (11/30) and a one-yard plunge vs. Philadelphia (12/27).

2002 Season:

- Cartwright had a solid rookie season after earning his spot on the roster, contributing in blocking schemes as a backup running back.
- He had 11 catches for 121 yards and one touchdown with a 22-yard long and an 11.0 average yards per catch. He also played a strong role in special teams coverage and returns, finishing with three special teams tackles.
- He made his debut as a Redskin and as a pro against Arizona in Week 1, as a reserve fullback but he also returned two short kickoffs for 10 yards. At San Francisco in Week 3, he caught his first pass and finished the game with two catches for 20 yards and a stop on special teams.
- Against St. Louis (11/24), he had what was arguably



Cartwright In Brief:

Cartwright is a compact bruising back with speed and skills on special teams coverage. He played in 13 games in 2004 mostly on special teams, adding 15 stops. In his three seasons with the Redskins, Cartwright has appeared in 44 games with three starts and has rushed 112 times for 433 yards. In 2003, he finished first among running backs in touchdowns with four and finished second on the team in rushing with 107 carries for 411 yards. This season, Cartwright changed his number from 40 to 31 to honor his mother who recently passed away.

his best game of the season when he had a career-high three catches for 46 yards. One of his catches was a 22-yard gain, his career-high. He tied a career-high with three catches for 15 yards at Philadelphia (12/15).

- He finished his season strong, with two rushes for 21 yards and a 12-yard touchdown catch and then he had two kickoff returns for 52 yards including a 29-yard jaunt against Dallas in the season finale.

College/Personal:

- Cartwright played college ball for Kansas State, and earned All-Big Twelve Conference honorable mention from the league's coaches as a senior in 2001. He started every game, except Nebraska, at fullback.
- He registered 66 carries for 292 yards (4.4 avg) and a pair of touchdowns, and caught 15 passes for 108 yards (7.2 avg). As a junior in 2000, Cartwright emerged from reserve player to starting fullback. He started five of the final six games, totaling 46 carries for 278 yards (6.0 avg) and five touchdowns. He also registered 78 yards on five receptions (15.6 avg).
- As a sophomore in 1999, Cartwright attended Trinity Valley (Athens, Tex.) Community College. He earned honorable mention All-Conference in both his seasons there and led the Cardinals to a Southwest Junior

Single-Game Highs

Rushing Attempts: 21 vs. Dallas (12/14/03)
Yards: 94 vs. Dallas (12/14/03)
Receptions: 5 vs. Philadelphia (12/27/03)
Receiving Yards: 53 vs. Philadelphia (12/27/03)

College Conference title win.

- Cartwright attended Conroe (Tex.) High where he started all four seasons in football. He was named Parade All-American and was considered one of the top running backs in Texas in 1998. He set a school season record with 2,060 yards as senior. He finished his career with 5,231 rushing yards. In both his junior and senior year, Cartwright was awarded the District 15-5A Most Valuable Player award and the second-team All-

State pick. He also earned first-team All-District honors for his last three seasons.

- He also lettered four years in track & field and twice in baseball. He was a social science-education major at Kansas State.
- When he was young, his grandmother nicknamed him "Rock Baby." As he grew older, his family dropped "Baby" but "Rock" has stuck with him ever since.

Cartwright Career Statistics

	Team	G	GS	Att	Yds	Avg	Long	TDs	Rec	Yds	Avg	Long	TD
2002	Washington	16	0	3	22	7.3	20	0	11	121	11.0	22	1
2003	Washington	15	3	107	411	3.8	22	4	18	176	9.8	23	0
2004	Washington	13	0	2	0	0.0	2	0	0	0	0.0	0	0
Career Totals		44	3	112	433	3.9	21	4	29	297	10.2	23	1

5 Jeff Chandler Kicker



Height: 6-2
Weight: 215
Birthdate: 6/18/79
Florida
Mandarin High School
Jacksonville, FL
3rd NFL Season



NFL Acquisition: Chandler originally entered the league as a fourth round selection (102nd overall) by San Francisco in the 2002 NFL Draft.

How Acquired: Chandler was signed as an unrestricted free agent on December 16, 2004.

2004 Season:

- Chandler was signed by the Redskins in December when John Hall was sidelined with an injury. He finished the season 5-of-6 on field goals and six-of-six on PATs.
- In his debut as a Redskin at San Francisco (12/18), Chandler connected on four-of-four field goals with two PATs and 14 points. His first kick was a career-long 49-yarder.
- Prior to joining the Redskins he spent two games with the Carolina Panthers, going 0-for-2 on field goals and connecting on eight PATs.
- He actually began the season with Jacksonville and appeared in one preseason game and was unsuccessful on both of his field goal attempts, missing from 49 and 42 yards versus Tampa Bay (8/20).

Pro Career:

2003 Season:

- Played in two games for San Francisco before being waived (9/16). He converted six-of-seven field goal



Chandler In Brief:

Chandler was signed last season when John Hall was sidelined due to injury. He stepped in admirably, kicking a 49-yarder on his first attempt as a Redskin and finishing four-for-four at San Francisco (12/18). He finished the season with the Redskins and connected on 5-of-6 field goals. He was selected by the San Francisco 49ers in the fourth round of the 2002 NFL Draft. He appeared in six games in 2002 and was 8-of-12 on field goals. In 2003, he appeared in two games and connected on a career-high five field goals vs. Chicago.

attempts and seven-of-eight extra point opportunities to score 25 points.

- Against Chicago (9/7), Chandler kicked a career-high five field goals, connecting from 22, 29, 28, 24 and 26 yards, and made four-of-five extra points to total a single-game best 19 points.
- At St. Louis (9/14), he was successful on one-of-two field goals, hitting a 35-yarder and missing a 43 yarder, and added three PAT's.

2002 Season:

Chandler was selected in the fourth round (102nd overall) by San Francisco and saw action in the last six games after being inactive for the first 10 contests. He



finished the season eight-of-12 field goals and all 14 extra points for 38 points. He also added one special teams tackle.

- He played in two postseason games and scored 11 points by converting all three field goal attempts and both extra point opportunities.

College/Personal:

- Chandler was a former walk-on that ended his college career at Florida as the school's all-time leader with 368 points and 67 field goals. He also ranks second in SEC history with an 83.8 field goal percentage, third with 368 points and fourth with 67 field goals.

- As a senior he was a second-team All-SEC selection. He connected on 19-of-22 field goals and 46-of-48 extra points for a team-leading 103 points, the second-highest total in school history.

- As a junior he earned second-team All-SEC honors and led the Gators with 97 points on 16-of-19 field goals and 49-of-53 extra points.

- As a sophomore he was first-team All-SEC choice

while converting 21-of-24 field goals and 38-of-41 extra points to tally 101 points. His 87.5 field goal percentage tied for the nation's best and his 21 field goals stand as the second-highest single-season total in Florida history. As a freshman he scored 66 points on 11-of-15 field goals and 33-of-37 extra points.

- He attended Mandarin HS in Jacksonville, FL and played wide receiver in addition to being an all-district kicker and punter. He did not start playing football until his senior year of high school. He was also a three-time all-district goalkeeper in soccer and also lettered in tennis.

Single-Game Highs

Long: 49 yards at San Francisco (12/18/04)

Points: 19 vs. Chicago (9/7/03)

FG Made: 5 vs. Chicago (9/7/03)

FG Attempts: 5 vs. Chicago (9/7/03)

Chandler Career Statistics


	Team	G	FG	FGA	Pct	Lg	Blk	XP	XPA	Pct	Points
2002	San Francisco	6	8	12	66.6%	47	0	14	14	100%	38
2003	San Francisco	2	6	7	85.7%	35	0	7	8	87.5%	25
2004	STL/CAR/WAS	5	5	8	62.5%	49	1	14	14	100%	29
Career	Totals	13	19	27	70.4%	49	1	35	36	97.2%	92

25 Ryan Clark

Safety



Height: 5-11
Weight: 205
Birthdate: 10/12/79
LSU
Mandarin High School
Merraro, LA
4th NFL Season



NFL Acquisition: Clark originally entered the league as an undrafted free agent with the New York Giants prior to the 2002 season.

How Acquired: Clark was signed as an unrestricted free agent on July 31, 2004.

2004 Season:

- Clark was signed by the Redskins on the first day of training camp last season and stepped up for the Redskins secondary when Matt Bowen and Andre Lott went down due to injuries.
- He played in 15 games with 11 starts in 2004 and led the Redskins defensive backs in tackles with 91 (65 solo). He finished fourth on the team in total tackles.
- He also had 10 special teams tackles and



Clark In Brief:

Clark is a hard-working, fast and versatile player who excels in coverage on defense and special teams. Clark was signed by the Redskins on the first day of training camp last season and stepped up for the Redskins secondary when Matt Bowen and Andre Lott went down due to injuries. He played in 15 games with 11 starts in 2004 and led the Redskins defensive back's in tackles with 91 (65 solo). He joined Washington's roster after playing the past two seasons with the New York Giants.

finished 11th on the squad.

- He had three games with double-digit tackles,

Baltimore (10/10), at Detroit (11/7) and vs. Cincinnati (11/14).

- He posted a career-high 12 tackles (10 solo) twice, vs. Baltimore (10/10) and vs. Cincinnati (11/14).

Pro Career:

2003 Season:

- Clark had a breakout season with the Giants, starting four games and appearing in every game either on defense or special teams.

- He posted 23 tackles (17 solo) and one sack, two pass deflections and five special teams stops. 2002 Season:

- Clark played in the first 6 games of the season, all on special teams.

- He recorded his only tackle of the season at St. Louis (9/15).

- Clark was waived during the bye week, signed with the practice squad 2 days later and remained there for the rest of the season.

College/Personal:

- He started 36 consecutive games at free safety for LSU.

- In 2000, he was selected to the ALL-SEC 2nd team by the league's coaches. Ranked 3rd on the Tigers in 2001 with 88 tackles, including 63 solo. Also intercepted 3 passes.

- Clark was LSU's Special Teams Player of the Year in 1998.

- He is active in the Redskins community, he participated in the Redskins Charitable Foundation's All Stars community service initiative by taking part in the renovation of a new room at the HSC Pediatric Center in Washington, DC.

- He was active in the community while with the Giants, participating 2002 United Way Hometown Huddle by conducting a football clinic at the Highbridge Center for members of Alianza Dominicana, a local United Way agency that services families in Washington Heights.

- He is married to Yonka and has three children, Jordan, Jaden and Logan.

Single-Game Highs

Total Tackles: 12 vs. Cincinnati (11/14/04)

Solo Tackles: 10 vs. Cincinnati (11/14/04)

Clark Career Statistics

	Team	G	GS	Tkls	Solo	Int	Yds	TDs	Sack(s)	FF	FR
2002	NYG	6	0	1	0	0	0	0	0	0	0
2003	NYG	16	4	23	17	0	0	0	1	0	0
2004	Was	15	11	91	65	0	0	0	0	0	0
Career Totals		37	15	114	82	0	0	0	1	0	0

Clark Game-by-Game Statistics


Year	Date	Opp.	Tkls	Solo	Sacks	Int	Yds	FF	FR
2004	Sept. 12	Tampa Bay	0	0	0	0	0	0	0
	Sept. 19	at NY Giants	4	3	0	0	0	0	0
	Sept. 27	Dallas	1	1	0	0	0	0	0
	Oct. 3	at Cleveland	1	0	0	0	0	0	0
	Oct. 10	Baltimore	12	10	0	0	0	0	0
	Oct. 17	at Chicago	9	6	0	0	0	0	0
	Oct. 31	Green Bay	9	6	0	0	0	0	0
	Nov. 7	at Detroit	11	8	0	0	0	0	0
	Nov. 14	Cincinnati	12	10	0	0	0	0	0
	Nov. 21	at Philadelphia	6	5	0	0	0	0	0
	Nov. 28	at Pittsburgh	5	2	0	0	0	0	0
	Dec. 5	NY Giants	4	3	0	0	0	0	0
	Dec. 12	Philadelphia	3	2	0	0	0	0	0
	Dec. 18	at San Francisco	2	2	0	0	0	0	0
	Dec. 26	at Dallas	7	5	0	0	0	0	0
Jan. 2	Minnesota	5	2	0	0	0	0	0	
Season	Totals		91	65	0	0	0	0	0
2003	Sept. 7	St. Louis	0	0	0	0	0	0	0
	Sept. 15	Dallas	0	0	0	0	0	0	0
	Sept. 21	at Washington	0	0	0	0	0	0	0
	Oct. 5	Miami	0	0	0	0	0	0	0
	Oct. 12	at New England	0	0	0	0	0	0	0
	Oct. 19	Philadelphia	4	1	0	0	0	0	0
	Oct. 26	at Minnesota	0	0	0	0	0	0	0
	Nov. 2	NY Jets	0	0	0	0	0	0	0
	Nov. 9	Atlanta	6	3	0	0	0	0	0
	Nov. 16	at Philadelphia	3	3	0	0	0	0	0
	Nov. 24	at Tampa Bay	5	5	0	0	0	0	0
	Nov. 30	Buffalo	0	0	0	0	0	0	0
	Dec. 7	Washington	0	0	0	0	0	0	0
	Dec. 14	at New Orleans	0	0	0	0	0	0	0
	Dec. 21	at Dallas	2	2	0	0	0	0	0
Dec. 28	Carolina	3	3	1	0	0	0	0	
Season	Totals		23	17	1	0	0	0	0

57 Chris Clemons

Linebacker



Height: 6-3
 Weight: 240
 Birthdate: 10/30/81
 Georgia
 Griffin High School
 Griffin, GA
 2nd NFL Season



NFL Acquisition: Clemons joined the Redskins as an undrafted free agent in April 2003

2004 Season:

- Clemons was signed to the active roster from the practice squad on 11/24 and played in six games with nine tackles (six solo) and three sacks and one forced fumble.
- In his first career game, (at Pittsburgh, 11/29) he sacked quarterback Ben Roethlisberger and added a solo tackle.
- Against Philadelphia (12/12) he had another sack and added a tackle. He had another sack at Dallas (12/26) and posted two tackles.

Pro Career:

2003 Season:

- Spent the entire season on injured reserve with a hip injury.

College/Personal:

- His brother, Nic was also signed by the Redskins during the 2003 offseason and plays defensive line.
- At Georgia, he played in 12 games with 10 starts during his junior season recording 53 tackles (26 solo), one sack, and three quarterback pressures. His best games came against South Carolina (eight tackles) and Vanderbilt (six tackles, one sack).
- He was named Most Improved Linebacker of 2002 and was part of a Bulldog defense that finished first in the SEC and fourth nationally in scoring defense (15.1 ppg).



Clemons In Brief:

Clemons is an athletic linebacker that has used his work ethic to emerge into the lineup both on defense and on special teams for the Redskins. He joined the Redskins as an undrafted free agent in 2003 and contributed last season with nine tackles (six solo) on defense, three sacks and three teams tackles. He also recorded his first career sack at Pittsburgh (11/29) in his first NFL game.

first in the SEC in red zone defense (58.8%), second in the SEC and 19th nationally in rushing defense (114.0 ypg), fourth in the SEC and 15th nationally in total defense (303.5 ypg), and allowed only 30 total second half points in the final seven games of the season.

- A native of Griffin, GA and attended Griffin High School where he was a four-year letterman, three-year starter. He was named AAAA-All Region first team and nominated for Region MVP by the Georgia Athletic Coaches Association. He recorded 49 tackles, six sacks, two interceptions, four pass break-ups, one fumble recovery and one forced fumble on defense his senior year, as well as rushed for 80 yards on 10 carries and 12 receptions for 159 yards and three touchdowns on offense.
- Also a member of the track team... He is the brother of teammate Nic Clemons and the nephew of Houston Texans linebacker Charlie Clemons... Lists his mother, Mattie, as his role model.

Clemons Career Statistics

	Team	G	GS	Tkls	Solo	Int	Yds	TDs	Sack(s)	FF	FR
2004	Was	6	0	9	6	0	0	0	3	1	0
Career	Totals	6	0	9	6	0	0	0	3	1	0

Clemons Game-by-Game Statistics


2004	Date	Opp.	Tkls	Solo	Sacks	Int	Yds	FF	FR
	Nov. 24	Signed to active roster							
	Nov. 28	at Pittsburgh	1	1	1	0	0	0	0
	Dec. 5	NY Giants	0	0	0	0	0	0	0
	Dec. 12	Philadelphia	2	2	1	0	0	1	0
	Dec. 18	at San Francisco	1	1	0	0	0	0	0
	Dec. 26	at Dallas	2	1	1	0	0	0	0
	Jan. 2	Minnesota	3	1	0	0	0	0	0
	Season	Totals	9	6	3	0	0	1	0

47 Chris Cooley

Tight End/H-Back



Height: 6-3
Weight: 265
Birthdate: 7/11/82
Utah State
Logan High School
Logan Utah
2nd NFL Season



How Acquired: Cooley was a third round selection (81st overall) by the Redskins in the 2004 NFL Draft.

2004 Season:

- Cooley quickly became an offensive threat in 2004 from the H-back position. He led the Redskins in touchdown catches with six and added 37 receptions for 314 yards.
- He played in all 16 games and started nine and also played sparingly on special teams adding four stops.
- He had a season-high seven receptions at Pittsburgh (11/29).
- At NYG (9/19) he had his first career touchdown catch on a 2-yard out from Mark Brunell. He finished the game with three catches for 14 yards.

College/Personal:

- Cooley was an All-American second-team selection by the *NFL Draft Report*, adding honorable mention honors from *Sports Illustrated*. He was also a first-team All-Sun Belt Conference choice.
- He was a finalist for the Mackey Award, given to the nation's top tight end. He was team captain and was also voted Offensive MVP. He led the nation's tight ends in receptions and yards when he snagged a career-high 62 passes for 732 yards and six touchdowns. He became the first non-receiver to lead the team in catches since 1983. He also carried three times for 21 yards and a touchdown.
- As a junior, he had three 100-yard receiving games and had his season-high 10 catches for 125 yards against Idaho. He finished the season with 31 catches for 502 yards and four touchdowns. He finished third on the team in catches. He was the recipient of the Golden Helmet award, given to the team's top hitter.
- He was an All-State selection at Logan High School in Logan, Utah. He caught 46 passes for 625 yards as a tight end and posted eight sacks as a defensive end as a senior.
- He was also an outstanding wrestler, going undefeated his senior year and earning the state title and All-American honors.
- He graduated in August 2003 from Utah State with a degree in art. He is married to Angela and is the son of

Cooley In Brief:



Cooley established himself as one of the top rookies in the NFL in 2004 after producing a super productive season from the Redskins H-back position. He led the Redskins in touchdown catches with six and added 37 receptions for 314 yards. He played in all 16 games and started nine and developed into a scoring threat towards the end of the season. He is also a standout in the Redskins community and was the team's nominee for the NFL's Walter Payton Man of the Year award. He was selected by the Redskins in the third round of the 2004 NFL Draft.

Nancy and Ken Cooley.

- Cooley was the Redskins nominee for the Walter Payton Man of the Year award for all of his contributions to the community since joining the team. In October, Cooley and teammate Rod Gardner took part in the Charitable Foundation's Redskins Read program. The Redskins Read program and Verizon Reads program sponsored an event for over 100 DC and Prince George's County children. Cooley participated with the Foundation when he helped distribute over 2,000 pounds of food and turkeys at the annual Thanksgiving food drive. He made a special visit to Children's National Medical Center to spend time with patients and help them make holiday ornaments to be displayed around the hospital. He attended a special movie screening of the movie *Racing Stripes* and a post-movie reception... event helped benefit the Washington Redskins Charitable Foundation. Cooley was named the 2004 NFL Walter Payton Man of the Year.

Single-Game Highs

Receptions: 7 at Pittsburgh (11/29/04)
Yards: 75 vs. Philadelphia (12/12/04)
Long: 31 vs. Philadelphia (12/12/04)
Touchdowns: 1, six times, last vs. Minnesota (1/2/05)

Cooley Career Statistics

	Team	G	GS	Rec	Yds	Avg	Long	TDs
2004	Washington	16	9	37	314	8.5	31	6
Career	Totals	16	9	37	314	8.5	31	6

Cooley Game-by-Game Statistics

2004	Date	Opp.	Rec.	Yards	Avg.	Long	TD
	Sept. 12	Tampa Bay	1	16	16.0	16	0
	Sept. 19	at NY Giants	3	14	4.7	6	1
	Sept. 27	Dallas	2	22	11.0	11	0
	Oct. 3	at Cleveland	0	0	0.0	0	0
	Oct. 10	Baltimore	2	12	6.0	7	1
	Oct. 17	at Chicago	0	0	0.0	0	0
	Oct. 31	Green Bay	2	23	11.5	21	0
	Nov. 7	at Detroit	0	0	0.0	0	0
	Nov. 14	Cincinnati	1	9	9.0	9	1
	Nov. 21	at Philadelphia	2	22	11.0	13	0
	Nov. 28	at Pittsburgh	7	31	4.4	12	1
	Dec. 5	NY Giants	3	21	7.0	13	1
	Dec. 12	Philadelphia	5	75	15.0	31	0
	Dec. 18	at San Francisco	3	21	7.0	13	0
	Dec. 26	at Dallas	3	24	8.0	11	0
	Jan. 2	Minnesota	3	24	8.0	12	1
	2004	Washington	37	314	8.5	31	6

93 Phillip Daniels

Defensive End



Height: 6-5
Weight: 290
Birthdate: 3/4/73

Georgia
Seminole County High School
Donalsonville, GA
10th NFL Season



NFL Acquisition: Daniels was selected in the fourth round by the Seattle Seahawks (99th overall) in the 1996 NFL Draft.

How Acquired: The Redskins signed Daniels as an unrestricted free agent on March 3, 2004.

2004 Season:

- Daniels started and played in five games for the Redskins in 2004 and was limited due to groin and wrist injuries.
- When he played he was an effective and formidable pass rusher, collecting eight tackles and a sack. He also added a fumble recovery.

Pro Career:

2003 Season:

- Daniels started 13 games at left defensive end for the Bears, posting 64 tackles (46 solo) with 2.5 sacks, four passes defended and a forced fumble. He finished second on the team in sacks and second among defensive linemen in tackles.



Daniels In Brief:

Daniels is a veteran defensive end with a wealth of experience as a pass rusher in the NFL. He is also versatile, playing at both right and left end as well as tackle. Despite being hampered by injuries during the 2004 season, Daniels was a disruptive force on the defensive line when he played with eight tackles and a sack. He had a groin injury in the early part of the season and was sent to injured reserve at the end of the season with a wrist injury. Prior to the Redskins, Daniels played with the Seattle Seahawks followed by the Chicago Bears. He has started 105 games and playing in 124. He has 401 tackles (257 solo) and 45.5 sacks, including two nine sack seasons in 1999 and 2001.

- He registered his first-career blocked field goal and posted four tackles vs. Oakland (10/5).
- His sacks came in games at Minnesota (9/14) adding a three tackles and a forced fumble, vs. Arizona (11/30) with eight tackles (seven solo) and vs. Washington

(12/21) with seven tackles (five solo).

- Daniels posted a season-high eight tackles twice, at Seattle (10/19) and vs. Arizona (11/30).

2002 Season:

- Daniels persevered through an ankle injury and switch from right end to left end to start 13 games and rank second on the Bears with 5.5 sacks and lead the defensive line with 64 tackles (40 solo).
- He started Week 1 and Weeks 5-6 at right end before injuries led to his move to left end for Weeks 7-16.
- Daniels returned to the starting lineup on Monday Night Football vs. Green Bay (10/7); posting seven tackles, with one tackle-for-loss. He followed up with leading the defensive line at Detroit (10/20) with a season-high nine tackles.
- He posted seven tackles vs. Philadelphia (11/3), including his first two sacks of the season. He then notched two tackles, a fumble recovery and a pass breakup vs. NE (11/10).
- He capped-off the campaign vs. Tampa Bay (12/29), starting his tenth straight game at left end – 12th overall – and led the defensive line while tying a season-high with nine tackles (seven solo) and 1.5 sacks.

2001 Season:

- Daniels compiled his best NFL season, leading the Bears defensive line with a career-high nine sacks while tying for the lead on the defensive line with a career-high 72 tackles (32 solo).
- He also ranked second with a career-high ten pass deflections and tied for the team-lead with eight tackles-for-loss and three forced fumbles while starting all 16 games.
- His best overall game came at Atlanta (10/7), when he posted a sack and tackle-for-loss that highlighted five tackles, while forcing a fumble that led to Brian Urlacher's 90-yard TD return. He added a pass deflection.
- He led the Bears with a season-high eight tackles, including one sack and a pass deflection vs. Cleveland (11/4).

2000 Season:

- Daniels busted out of the gates in his first season with Chicago, tallying four sacks in the first five games of the season on his way to ranking second on the Bears with six.
- He started the first 14 games before suffering a season-ending high right ankle sprain, but still recorded a new personal best with 55 tackles (29 solo).
- He posted three tackles, with a sack, at Minnesota (9/3) in his Bears debut.
- He started the game at Buffalo (11/12) at left end of the Bears' nickel package en route to a season-high seven tackles.
- Daniels start vs. New England (12/10) was his last of season after injuring his right ankle on the third play of the game. He was placed on injured reserve on Nov. 13 due to injury.

1999 Season:

- He started all 16 games for the first time in his Seattle career, increasing sack total for the fourth straight season with a career-high nine to lead the team. Daniels also recorded 45 tackles, forced a fumble and

notched two pass deflections

- Daniels registered sixth multiple-sack game of his career with two sacks vs. Buffalo (10/24). He recorded five tackles vs. Tampa Bay (11/28) and added a sack.
- He finished with six tackles and two sacks at Denver (12/19), marking the seventh multiple-sack game of his career.
- He made his postseason debut in Wild Card Game vs. Miami (1/9/00), totaling five tackles.

1998 Season:

- Daniels started 15 of 16 games for the Seahawks, collecting 48 tackles, 6.5 sacks, three forced fumbles, two fumble recoveries, and one pass breakup.
- He tallied the first of three multi-sack performances vs. Philadelphia (9/6) with 1.5 sacks. Then he totaled two sacks vs. Oakland (11/1) while leading defensive line with five tackles and one forced fumble.

1997 Season:

- He seized Seattle's starting right end spot in preseason, playing in 13 games with 10 starts, totaling 34 tackles, five tackles-for-loss and four sacks.
- He started at right end for Weeks 1-4, 10-14 and 16. He recorded first multi-sack game of his career at Indianapolis (9/14) with two sacks.

1996 Season:

- Daniels participated in 15 games as a Seahawk rookie, playing as a reserve defensive end and special teams performer. He finished the season with 11 defensive tackles and 13 special teams stops, tallying two sacks, a fumble recovery and a pass breakup.

College/Personal:

- Daniels was a four-year letterman and three-year starter at Georgia (1992-95), finishing his career with 244 tackles, 18 tackles-for-loss and 12 sacks.
- He started at defensive end as a senior, linebacker as a junior and defensive tackle as a sophomore. He totaled 82 tackles in senior season, collected a career-high 87 tackles as junior and tied for team-lead with five sacks.
- Daniels was an All-State honorable mention at Seminole County H.S. in Donalsonville, GA.
- He started at quarterback, also playing linebacker and kicking, to lead his team to the state playoffs as a senior, posting 60 tackles and 1 INT on defense, while passing for 984 yards and rushing for 984 more to earn a spot in the Georgia H.S. All-Star Game. He also lettered in basketball and baseball.
- He was the Bears 2002 NFL Man-of-the-Year nominee, volunteering his time and energy to a number of charities in Chicago and his hometown in the past year, including the Greater Chicago Food Depository, the American Brain Tumor Association, the Chicago Public Schools, disadvantaged children, the United Way, Big Brothers/Big Sisters and donated \$70,000 to his high school for a new field house and team uniforms.

Single-Game Highs

Total Tackles: 9 vs. Tampa Bay (12/29/02)
Solo Tackles: 7 vs. Arizona (11/30/03)
Sacks: 2 vs. Philadelphia (11/3/02)

- Daniels majored in social work while at Georgia.
- He is a competitive power lifter and started competing in power lifting competitions during the 1998 offseason. He placed first at Florida State Championships and the

Oregon State Push-Pull Championship in 1999 offseason.

- He and wife Leslie have four children; daughters Dakiya and Damara and sons Davaris and DaKendrick.

Daniels Career Statistics

	Team	G	GS	Tkls	Solo	Int	Yds	TDs	Sack(s)	FF	FR
1996	Seattle	15	0	11	9	0	0	0	2	0	1
1997	Seattle	13	10	34	24	0	0	0	4	1	0
1998	Seattle	16	15	48	34	0	0	0	6.5	3	2
1999	Seattle	16	16	45	38	0	0	0	9	1	0
2000	Chicago	14	14	55	29	0	0	0	6	0	1
2001	Chicago	16	16	72	32	0	0	0	9	3	2
2002	Chicago	13	13	64	40	0	0	0	5.5	0	1
2003	Chicago	16	16	64	46	0	0	0	2.5	1	0
2004	Washington	5	5	8	5	0	0	0	1	0	1
Career	Totals	124	105	401	257	0	0	0	45.5	9	8

Daniels Game-by-Game Statistics

Year	Date	Opp.	Tkls	Solo	Sacks	Int	Yds	FF	FR
2004	Sept. 12	Tampa Bay	1	0	0	0	0	0	0
	Sept. 19	at NY Giants	0	0	0	0	0	0	0
	Sept. 27	Dallas	Inactive						
	Oct. 3	at Cleveland	Inactive						
	Oct. 10	Baltimore	Inactive						
	Oct. 17	at Chicago	Inactive						
	Oct. 31	Green Bay	4	2	0	0	0	0	1
	Nov. 7	at Detroit	1	1	0	0	0	0	0
	Nov. 14	Cincinnati	Inactive						
	Nov. 21	at Philadelphia	Inactive						
	Nov. 28	at Pittsburgh	Inactive						
	Dec. 5	NY Giants	2	2	1	0	0	0	0
	Dec. 12	Philadelphia	Injured Reserve						
	Dec. 18	at San Francisco	Injured Reserve						
	Dec. 26	at Dallas	Injured Reserve						
	Jan. 2	Minnesota	Injured Reserve						
Season	Totals		8	5	1	0	0	0	1
2003	Sept. 7	at San Francisco	5	3	0	0	0	0	0
	Sept. 14	at Minnesota	3	2	1	0	0	1	0
	Sept. 29	Green Bay	3	3	0	0	0	0	0
	Oct. 5	Oakland	4	3	0	0	0	0	0
	Oct. 12	at New Orleans	3	3	0	0	0	0	0
	Oct. 19	at Seattle	8	4	0	0	0	0	0
	Oct. 26	Detroit	3	1	0	0	0	0	0
	Nov. 2	San Diego	2	2	0	0	0	0	0
	Nov. 9	at Detroit	3	2	0	0	0	0	0
	Nov. 16	St. Louis	3	2	0	0	0	0	0
	Nov. 23	at Denver	2	2	0	0	0	0	0
	Nov. 30	Arizona	8	7	1	0	0	0	0
	Dec. 7	at Green Bay	5	3	0	0	0	0	0
	Dec. 14	Minnesota	4	4	0	0	0	0	0
	Dec. 21	Washington	7	5	0.5	0	0	0	0
	Dec. 28	at Kansas City	1	0	0	0	0	0	0
Season	Totals		64	46	2.5	0	0	1	0
2002	Sept. 8	Minnesota	0	0	0	0	0	0	0
	Sept. 15	at Atlanta	Inactive						
	Sept. 22	New Orleans	Inactive						
	Sept. 29	at Buffalo	Inactive						
	Oct. 7	Green Bay	7	4	0	0	0	0	0
	Oct. 20	at Detroit	9	4	0	0	0	0	0
	Oct. 27	at Minnesota	3	2	0	0	0	0	0
	Nov. 3	Philadelphia	7	5	2	0	0	0	0
	Nov. 10	New England	2	2	0	0	0	0	1
	Nov. 18	at St. Louis	4	3	0	0	0	0	0
	Nov. 24	Detroit	5	2	1	0	0	0	0
	Dec. 1	at Green Bay	5	3	0	0	0	0	0
	Dec. 9	at Miami	5	3	0	0	0	0	0
	Dec. 15	New York	3	3	1	0	0	0	0
	Dec. 22	Carolina	5	2	0	0	0	0	0
	Dec. 29	Tampa Bay	9	7	1.5	0	0	0	0
Season	Totals		64	40	5.5	0	0	0	1

Daniels Game-by-Game Statistics

Year	Date	Opp.	Tkls	Solo	Sacks	Int	Yds	FF	FR
2001	Sept. 9	at Baltimore	4	1	0	0	0	0	0
	Sept. 23	Minnesota	2	0	2	0	0	1	0
	Oct. 7	at Atlanta	5	2	1	0	0	1	0
	Oct. 14	Arizona	5	1	0	0	0	0	0
	Oct. 21	at Cincinnati	4	2	0	0	0	0	0
	Oct. 28	San Francisco	2	1	0	0	0	0	0
	Nov. 4	Cleveland	8	2	1	0	0	0	0
	Nov. 11	Green Bay	5	4	0	0	0	0	0
	Nov. 18	at Tampa Bay	6	2	1	0	0	0	1
	Nov. 25	at Minnesota	4	1	1	0	0	0	0
	Dec. 2	Detroit	5	2	0	0	0	0	0
	Dec. 9	at Green Bay	7	4	1	0	0	0	0
	Dec. 16	Tampa Bay	1	1	0	0	0	0	0
	Dec. 23	at Washington	5	3	1	0	0	0	1
	Dec. 30	at Detroit	5	3	1	0	0	1	0
	Jan. 6	Jacksonville	4	3	0	0	0	0	0
		Season Totals		72	32	9	0	0	3
Postseason	Jan. 19	Philadelphia	4	2	0	0	0	0	0
2000	Sept. 3	at Minnesota	4	3	1	0	0	0	0
	Sept. 10	at Tampa Bay	6	2	1	0	0	0	0
	Sept. 17	New York	3	2	0	0	0	0	0
	Sept. 24	Detroit	5	2	1	0	0	0	0
	Oct. 1	at Green Bay	2	1	1	0	0	0	0
	Oct. 8	New Orleans	5	3	0	0	0	0	0
	Oct. 15	Minnesota	4	2	0	0	0	0	0
	Oct. 22	at Philadelphia	2	1	0	0	0	0	0
	Nov. 5	Indianapolis	3	1	1	0	0	0	1
	Nov. 12	at Buffalo	7	4	0	0	0	0	0
	Nov. 19	Tampa Bay	4	2	1	0	0	0	0
	Nov. 26	at New York	4	2	0	0	0	0	0
	Dec. 3	Green Bay	6	4	0	0	0	0	0
	Dec. 10	New England	0	0	0	0	0	0	0
	Dec. 17	at San Francisco	Inactive						
	Dec. 24	at Detroit	Inactive						
		Season Totals		55	29	6	0	0	0
1999	Sept. 12	Detroit	4	4	1	0	0	0	0
	Sept. 19	at Chicago	3	2	0	0	0	0	0
	Sept. 26	at Pittsburgh	3	2	1	0	0	0	0
	Oct. 3	Oakland	1	1	0	0	0	0	0
	Oct. 17	at San Diego	1	1	0	0	0	0	0
	Oct. 24	Buffalo	2	2	2	0	0	0	0
	Nov. 1	at Green Bay	3	1	0	0	0	0	0
	Nov. 7	Cincinnati	3	2	1	0	0	1	0
	Nov. 14	Denver	2	2	0	0	0	0	0
	Nov. 21	at Kansas City	0	0	0	0	0	0	0
	Nov. 28	Tampa Bay	5	4	1	0	0	0	0
	Dec. 5	at Oakland	3	3	0	0	0	0	0
	Dec. 12	San Diego	3	3	0	0	0	0	0
	Dec. 19	at Denver	6	6	2	0	0	0	0
	Dec. 26	Kansas City	2	2	1	0	0	0	0
	Jan. 2	at New York	4	3	0	0	0	0	0
		Season Totals		45	38	9	0	0	1
Postseason	Jan. 9	Miami	5	4	0	0	0	0	0
1998	Sept. 6	Philadelphia	4	2	1.5	0	0	0	0
	Sept. 13	Arizona	4	3	0.5	0	0	0	1
	Sept. 20	Washington	2	2	0	0	0	0	0
	Sept. 27	Pittsburgh	5	2	0	0	0	0	0
	Oct. 4	Kansas City	2	2	0	0	0	0	1
	Oct. 11	Denver	2	2	0	0	0	0	0
	Oct. 25	San Diego	2	1	0	0	0	0	0
	Nov. 11	Oakland	5	4	2	0	0	1	0
	Nov. 8	Kansas City	4	3	0	0	0	0	0
	Nov. 15	Oakland	2	2	0	0	0	0	0
	Nov. 22	Dallas	1	1	0	0	0	0	0
	Nov. 29	Tennessee	3	2	1	0	0	1	0
	Dec. 6	NY Jets	1	1	0	0	0	0	0
	Dec. 13	San Diego	3	2	0	0	0	0	0
	Dec. 20	Indianapolis	3	1	0	0	0	1	0
	Dec. 27	Denver	5	4	1.5	0	0	0	0
		Season Totals		48	34	6.5	0	0	3

Daniels Game-by-Game Statistics

1997	Date	Opp.	Tkls	Solo	Sacks	Int	Yds	FF	FR
	Aug. 31	New York	1	1	0	0	0	0	0
	Sept. 7	Denver	5	2	0	0	0	0	0
	Sept. 14	at Indianapolis	4	4	2	0	0	0	0
	Sept. 21	San Diego	0	0	0	0	0	0	0
	Sept. 28	at Kansas City	Inactive						
	Oct. 5	Tennessee	Inactive						
	Oct. 19	at St. Louis	Inactive						
	Oct. 26	Oakland	1	1	0	0	0	0	0
	Nov. 2	at Denver	0	0	0	0	0	0	0
	Nov. 9	at San Diego	5	4	1	0	0	1	0
	Nov. 16	at New Orleans	4	3	0	0	0	0	0
	Nov. 23	Kansas City	2	2	0	0	0	0	0
	Nov. 30	Atlanta	5	3	0	0	0	0	0
	Dec. 7	at Baltimore	1	1	0	0	0	0	0
	Dec. 14	at Oakland	4	3	1	0	0	0	0
	Dec. 21	San Francisco	1	0	0	0	0	0	0
	Season Totals		34	24	4	0	0	1	0
1996	Date	Opp.	Tkls	Solo	Sacks	Int	Yds	FF	FR
	Sept. 1	at San Diego	0	0	0	0	0	0	0
	Sept. 8	Denver	1	1	0	0	0	0	0
	Sept. 15	Kansas City	0	0	0	0	0	0	1
	Sept. 22	at Tampa Bay	0	0	0	0	0	0	0
	Sept. 29	Green Bay	2	1	0	0	0	0	0
	Oct. 6	at Miami	1	1	1	0	0	0	0
	Oct. 17	at Kansas City	1	1	0	0	0	0	0
	Oct. 27	San Diego	1	1	0	0	0	0	0
	Nov. 3	Houston	0	0	0	0	0	0	0
	Nov. 10	Minnesota	1	1	1	0	0	0	0
	Nov. 17	at Detroit	0	0	0	0	0	0	0
	Nov. 24	Oakland	0	0	0	0	0	0	0
	Dec. 1	at Denver	2	2	0	0	0	0	0
	Dec. 8	Buffalo	1	1	0	0	0	0	0
	Dec. 15	at Jacksonville	Inactive						
	Dec. 22	at Oakland	1		0	0	0	0	0
	Season Totals		11	9	2	0	0	0	1

29 Tony Dixon

Safety



Height: 6-1
 Weight: 213
 Birthdate: 6/18/79
 Alabama
 Pickens County High School
 Reform, AL
 5th NFL Season



NFL Acquisition: Dixon was selected in the second round (56th overall) of the 2001 NFL Draft by the Dallas Cowboys.

How Acquired: The Redskins signed Dixon as an unrestricted free agent on June 18, 2005.

2004 Season:

- Dixon had 25 tackles (15 solo) for the Cowboys in 2004. He also had three sacks, four pass breakups and two forced fumbles.
- He tied for fifth in the NFL among defensive backs with 3.0 sacks.
- Dixon also tied for the team lead with two forced fumbles.



Dixon In Brief:

Dixon was signed by the Redskins during the 2005 offseason to add depth to the Redskins secondary. Dixon played the last four seasons in Dallas. While with the Cowboys he appeared in 53 games and recorded 96 tackles (54 solo), six sacks, 10 pass deflections and one interception. Of his six career sacks, three came during the 2004 season. He also contributed on special teams, posting 49 tackles during his career.

Pro Career:

2003 Season:

- He was a special teams standout, leading the team with 20 special teams tackles.
- In the season opener against Atlanta (9/7), Dixon recorded one tackle and tied for the team lead with two special teams tackles as Allen Rossum was limited to a 6.8-yard average on five punt returns. Playing the in club's nickel package at the N.Y. Giants (9/15), he recorded one tackle and broke up a pass.
- He led the team in special teams stops against Philadelphia (10/12) with three, against Washington (11/2) with two and against Buffalo (11/9) with two.

2002 Season:

- Dixon had 49 tackles, two sacks, two passes defended, four quarterback pressures and his first career interception. He was also third on the team with 16 special teams tackles.
- Dixon came on to record four tackles against the N.Y. Giants (10/6), and his three tackles against Carolina (10/13) helped limit the Panthers to 192 net passing yards.
- Dixon earned his first NFL start at Arizona (10/20) when the Cardinals opened with three wide receivers. His five tackles against Seattle (10/27) helped limit the Seahawks to 170 net passing yards.
- His first career start at strong safety in the standard defensive package came against Jacksonville (11/24), where he went on to record five tackles while helping limit the Jags to 194 net passing yards – including a 9.2 yards-per-catch average and just one pass over 20 yards.
- His first sack of the season came against Philadelphia (12/21), while adding four tackles. Dixon finished the year with one of the best performances of his career, recording a career-high eight tackles at Washington (12/29).

2001 Season:

- Dixon saw his first NFL action and recorded two tackles working at safety in nickel packages against San Diego (9/23). He continued to see duty as the club's nickel safety the first half of the season and

recorded his first career sack with a take-down of Rich Gannon at Oakland (10/7).

- He finished the season with five tackles (three solo) and a sack.

College/Personal:

- A three-year starter at safety for the Crimson Tide, Dixon finished his career with 252 stops. He finished third on the team with 90 tackles and added two interceptions as a senior free safety.
- Dixon split time between strong and free safety during his junior campaign, starting the first five games of the year at free before moving to strong. He went on to finish the year second on the squad with 65 tackles for an Alabama team that went 10-3 and captured the SEC title.
- Dixon graduated from Alabama with a degree in business management in December 2000.
- As a junior at Alabama, he was one of 300 student-athletes from around the nation selected to participate in the third annual NCAA Foundation Leadership Conference.
- Dixon was a four-year starter, lettering in football, basketball and baseball at Pickens County High School in Reform, Ala., earning all-state gridiron honors as a senior. He played both ways for the Tornados, rushing for 1,450 yards and 18 touchdowns, passing for two touchdowns and catching another score as a receiver.
- On defense, he had six sacks, four interceptions and two fumble recoveries. As a junior, he rushed for 1,286 yards and 17 touchdowns while recording 115 tackles and six interceptions on defense – three of which he returned for touchdowns. Dixon earned an advanced diploma and finished fourth in his graduating class. He also became the first athlete from Pickens County High School to sign a Division I scholarship.
- Since his rookie season, Dixon committed himself to volunteering in the community. He has participated in a many events including the Plano Komen Race For the Cure, served as a guest speaker at the Rockwall United Way campaign kickoff event, the Oak Cliff Boys and Girls Club's Youth Summit and more recently at the 2003 Arlington Silver Eagle Boys Scouts Longhorn Council Annual Fundraising Luncheon. Dixon also served dinner and interacted with families at the Dallas Ronald McDonald House, served as a football coach at the club's annual United Way Hometown Huddle event for over 100 underprivileged youth and attended the MDA Muscle Team Bash as a celebrity guest.

Single-Game Highs

Total Tackles: 8 vs. Washington (12/29/02)

Solo Tackles: 5 vs. Washington (12/29/02)

Sacks: 2 at Washington (9/27/04)

Int: 1 vs. Washington (12/29/02)

Dixon Career Statistics

	Team	G	GS	Tkls	Solo	Int	Yds	TDs	Sack(s)	FF	FR
2001	Dallas	8	0	5	3	0	0	0	1	0	0
2002	Dallas	16	7	49	26	1	0	0	0	2	0
2003	Dallas	16	0	2	0	0	0	0	0	0	0
2004	Dallas	16	7	40	25	0	0	0	3	2	0
Career	Totals	56	14	96	54	1	0	0	4	4	0


66 Derrick Dockery

Offensive Lineman



Height: 6-6
Weight: 335
Birthdate: 9/7/80

Texas
Lakeview Centennial H.S.
Lakeview, TX
3rd NFL Season



Dockery In Brief:



Dockery has established himself as a solid starter for the Redskins offensive line after two seasons in the NFL. He started and played in all 16 games in 2004 and performed admirably from his spot at left guard. He has now started 29 games and appeared in 32 in his two seasons. The Redskins selected Dockery in the third round of the 2003 NFL Draft and he has developed into a steal of a pick for the team and the Redskins solid offensive line. He is a former consensus first team All-American and Outland Trophy semi-finalist from the University of Texas.

How Acquired: Dockery was selected by the Redskins in the third round (81st overall) in the 2003 NFL Draft.

2004 Season:

• Dockery started all 16 games for the Redskins in 2004 and performed admirably at his left guard position.

Pro Career:

2003 Season:

- Dockery started the Redskins last 13 games at left guard and also played in the first three games as a reserve offensive lineman.
- He was inserted into the lineup in Week 4 against New England (9/28) for the injured Dave Fiore.
- Dockery was the first Redskins rookie offensive lineman to start since David Brandt in 2001.

College/Personal:

- He earned consensus first-team All-America honors and was a first-team All-Big 12 choice in 2002 from the University of Texas. He was also an Outland Trophy semi-finalist (the award given to the nation's top lineman).
- He played in 52 games, starting 31 contests during his collegiate career.
- As a senior, Dockery started all 13 games, seven at right guard and six at right tackle and became UT's 40th consensus All-American (15th offensive lineman) after earning first-team honors from The Associated Press, Football Writers Association of America and Walter Camp Football Foundation. He also earned fourth-team All-America accolades from *The Sporting News*.
- Dockery was also a consensus first-team All-Big 12 selection and was named to the Lombardi Award's preseason watch list. He shared UT's Outstanding Offensive Lineman Award and was a key member of a UT offense that ranked fifth in the Big 12 and 16th nationally in scoring offense (33.8 ppg).
- As a junior, Dockery played in all 13 games, including the Holiday Bowl, and started nine contests at both guard spots, also seeing action at tackle. As a sophomore, Dockery played in all 12 games, including the Holiday Bowl, and started the final nine after being

slowed by a preseason illness.


- He was coached by Alton Hill at Lakeview Centennial High and was tabbed a 1998 second-team All-USA offensive lineman by USA Today. He was named second-team 5A all-state by the Texas Sports Writers Association in 1998. He was a two-time first-team all-district performer at offensive tackle.
- As a Redskin he sponsored a child for the Darrell Green Youth Life Foundation holiday party and in college he was active in the Longhorns' community service program and volunteered at Decker Elementary School's Family Literacy Night.
- He was a corporate communications major at Texas.
- During the 2005 offseason he was married to Emma Adrienne Williams.
- In 2004 he took part in the Redskins Charitable Foundation's All-Stars program where he helped award local organizations for their hard work and dedication to their communities.

Dockery Career Statistics

	Team	G	GS
2003	Washington	16	13
2004	Washington	16	16
Career	Totals	32	29

18 Kevin Dyson

Wide Receiver



Height: 6-2
Weight: 212
Birthdate: 6/23/75
Utah
Clearfield High School
Clearfield, UT
6th NFL Season



NFL Acquisition: Dyson was selected by the Tennessee Titans in the first round (16th overall) of the 1998 NFL Draft.

How Acquired: The Redskins signed Dyson as an unrestricted free agent on June 6, 2005.

2004 Season:

- Dyson began with the season as a free agent signee with the Chargers but was released prior to the start of the regular season.
- Dyson had four catches for 30 yards and a touchdown and one carry for 11 yards in the preseason for San Diego.

Pro Career:

2003 Season:

- Dyson saw limited action in all four postseason games for the Carolina Panthers, including Super Bowl XXXVIII.
- He was placed on the "physically unable to perform" list 9/21 due to an Achilles injury but was activated to 53-man roster 11/22. He saw lone action of regular season vs. Detroit (12/21). He signed with Carolina 3/21.

2002 Season:

- In Dyson's final season with the Titans, he caught 41 passes for 460 yards and four touchdowns.
- He caught a seven-yard touchdown pass against Cleveland (9/22), in the same game, brother Andre, returned a Tim Couch interception 16 yards for a touchdown, marking the first time in NFL history that brothers scored touchdowns for the same team in the same game.

2001 Season:

- Dyson set career highs with 825 receiving yards and seven touchdowns and tied career high with 54 catches.
- He caught 14 passes longer than 20 yards and four longer than 40 yards and led the squad with four catches against Miami (9/9). His four catches at Jacksonville (9/23) tied for the team high. He also caught a one-yard touchdown pass and two-point conversion against Tampa Bay (10/14).
- His brother, Andre, had an interception against the



Dyson In Brief:

Kevin Dyson, who scored the "Music City Miracle" touchdown for the Tennessee Titans in a 1999 AFC Wild Card playoff game, signed with the Redskins in June 2004 to add depth and leadership to their receiving corps. The Redskins are looking for Dyson, who has played in two Super Bowls, to provide veteran leadership for the team's young corps of receivers. Dyson has played six seasons in the NFL, with 54 starts and 178 catches for 2,235 yards and 18 touchdowns.

Buccaneers marking first time in NFL history that brothers combined for a touchdown catch and an interception for same team in same game.

- He also hauled in career-long 68-yard touchdown catch on Tennessee's first offensive play against Pittsburgh Nov. 25 as part of four-catch 112-yard effort.

2000 Season:

- He was placed on IR (9/29) with a torn ACL, MCL and lateral meniscus in left knee that he suffered during practice week after Chiefs game. He caught a 30-yard touchdown pass as part of a 104-yard outing against Kansas City (9/10).

1999 Season:

- He caught a nine-yard pass on the final play of Super Bowl XXXIV against St. Louis that came up inches short of the goal line in game won by Rams 23-16. He scored game-winning "Music City Miracle" touchdown against Buffalo in AFC Wild Card playoff game (1/8/00) on a 75-yard kickoff return following a lateral from former Redskin Frank Wycheck.
- He led the team with 658 yards and tied for team lead with four touchdowns. He notched first-career 100-yard game with season-bests nine catches, 162 yards and

Single-Game Highs

Receptions: 9 vs. Cincinnati (9/12/99)
Yards: 162 vs. Cincinnati (9/12/99)
Long: 68t vs. Pittsburgh (11/25/01)
Touchdowns: 2, twice, last at Miami (10/6/02)



two touchdowns against Cincinnati (9/12).

1998 Season:

- Started first-career game against Cincinnati (10/18) and caught a 45-yard touchdown pass and snagged a touchdown catch at Pittsburgh (11/1).

College/Personal:

- First-team All-Western Athletic Conference choice as junior and senior and was MVP of 1998 Senior Bowl. He left Utah as all-time leader with 192 receptions and ranked second with 2,726 receiving yards and fourth with 18 touchdowns. At the end of freshman season caught five-yard touchdown pass on fourth down to lift Utes to 16-13 victory over Arizona in Freedom Bowl. He played at Utah from 1993-97.
- Dyson majored in sociology and environmental behavior.
- He earned All-State honors at Clearfield High School in Clearfield, Utah and also earned honorable mention All-State basketball honors.

- Dyson is married to LaRosa and has two daughters, Deyja and Lundyn.
- He resides in Salt Lake City, UT.
- He enjoys riding roller coasters and restoring his 1964 Chevy Impala.
- Dyson is very active in community service. Each year, he sponsors 15-20 kids from his mother's church in Clearfield, Utah to attend a youth leadership conference.
- He and his brother, Andre, who plays cornerback for the Seattle Seahawks, contribute to the Boys and Girls Clubs of Salt Lake City by sending 20-30 kids to every football game at their alma mater, the University of Utah.
- The Dyson brothers have also hosted several football camps for kids in Salt Lake City. Kevin, who would like to pursue a second career as a teacher or coach, visits numerous elementary and middle schools to mentor at-risk kids and help them to steer their lives in the right direction.

Dyson Career Statistics

	Team	G	GS	Rec	Yds	Avg	Long	TDs	Att	Yds	Avg	Long	TDs
1998	Tennessee	13	9	21	263	12.5	45	2	1	4	4	4	0
1999	Tennessee	16	16	54	658	12.2	47	4	1	3	3	3	0
2000	Tennessee	2	2	6	104	17.3	30	1	0	0	0	0	0
2001	Tennessee	16	16	54	825	15.3	68	7	0	0	0	0	0
2002	Tennessee	11	11	41	460	11.2	40	4	2	-4	-4	5	0
2003	Carolina	1	0	2	15	7.5	9	0	0	0	0	0	0
2004	Out of Football												
Career	Totals	59	54	178	2325	13.1	68	18	4	3	0.8	5	0

Dyson Game-by-Game Statistics

Year	Date	Opp	Rec.	Yards	Avg.	Long	TD
2004	Out of Football						
2003	Sept. 7	Jacksonville	Inactive				
	Sept. 14	at Tampa Bay	Inactive				
	Sept. 28	Atlanta	Inactive				
	Oct. 5	New Orleans	Inactive				
	Oct. 12	at Indianapolis	Inactive				
	Oct. 19	Tennessee	Inactive				
	Oct. 26	at New Orleans	Inactive				
	Nov. 2	at Houston	Inactive				
	Nov. 9	Tampa Bay	Inactive				
	Nov. 16	Washington	Inactive				
	Nov. 23	at Dallas	Inactive				
	Nov. 30	Philadelphia	Inactive				
	Dec. 7	at Atlanta	Inactive				
	Dec. 14	at Arizona	Did Not Play				
	Dec. 21	Detroit	2	15	7.5	9	0
	Dec. 28	at NY Giants	Did Not Play				
		Season Totals	2	15	7.5	9	0
Postseason	Jan. 3	Dallas	0	0	0.0	0	0
	Jan. 10	at St. Louis	0	0	0.0	0	0
	Jan. 18	at Philadelphia	0	0	0.0	0	0
	Feb. 1	New England	0	0	0.0	0	0
		Postseason Totals	0	0	0.0	0	0
2002	Sept. 9	Philadelphia	2	10	5.0	6	0
	Sept. 15	at Dallas	4	43	10.8	18	0
	Sept. 22	Cleveland	1	7	7.0	7	1
	Sept. 29	at Oakland	7	51	7.3	14	0
	Oct. 6	Washington	3	33	11.0	13	0
	Oct. 13	Jacksonville	4	37	9.3	15	0
	Oct. 27	at Cincinnati	5	80	16.0	39	1

Dyson Game-by-Game Statistics

	Nov. 3	at Indianapolis	2	10	5.0	8	0
	Nov. 10	Houston	1	15	15.0	15	0
	Nov. 17	Pittsburgh	8	87	10.9	23	2
	Nov. 24	at Baltimore	4	87	21.8	40	0
	Dec. 1	at NY Giants	Inactive				
	Dec. 8	Indianapolis	Inactive				
	Dec. 16	New England	Inactive				
	Dec. 22	at Jacksonville	Injured Reserve				
	Dec. 29	at Houston	Injured Reserve				
	Season Totals		41	460	11.2	40	4
Postseason		Injured Reserve					
2001	Date	Opp	Rec.	Yards	Avg.	Long	TD
	Sept. 9	Miami	4	51	12.8	18	0
	Sept. 23	at Jacksonville	4	38	9.5	19	0
	Oct. 7	at Baltimore	1	7	7.0	7	0
	Oct. 14	Tampa Bay	2	13	6.5	12	1
	Oct. 21	at Detroit	2	17	8.5	11	0
	Oct. 29	at Pittsburgh	2	22	11.0	17	0
	Nov. 4	Jacksonville	4	62	15.5	22	1
	Nov. 12	Baltimore	6	68	11.3	22	1
	Nov. 18	at Cincinnati	4	55	13.8	28	1
	Nov. 25	Pittsburgh	4	112	28.0	68	1
	Dec. 2	at Cleveland	6	110	18.3	42	0
	Dec. 9	at Minnesota	4	50	12.5	21	0
	Dec. 16	Green Bay	3	43	14.3	21	0
	Dec. 22	at Oakland	1	30	30.0	30	1
	Dec. 30	Cleveland	3	92	30.7	41	1
	Jan. 6	Cincinnati	4	55	13.8	28	0
	Season Totals		54	825	15.3	68	7
2000	Date	Opp	Rec.	Yards	Avg.	Long	TD
	Sept. 3	at Buffalo	0	0	0.0	0	0
	Sept. 10	Kansas City	6	104	17.3	30	1
	Sept. 24	at Pittsburgh	Inactive				
	Oct. 1		Injured Reserve				
	Season Totals		6	104	17.3	30	1
1999	Date	Opp	Rec.	Yards	Avg.	Long	TD
	Sept. 12	Cincinnati	9	162	18.0	47	2
	Sept. 19	Cleveland	5	52	10.4	15	0
	Sept. 26	at Jacksonville	6	79	13.2	30	0
	Oct. 3	at San Francisco	2	25	12.5	19	0
	Oct. 10	Baltimore	4	34	8.5	12	0
	Oct. 17	at New Orleans	3	41	13.7	17	1
	Oct. 31	St. Louis	2	19	9.5	16	0
	Nov. 7	at Miami	3	32	10.7	16	0
	Nov. 14	at Cincinnati	4	39	9.8	12	0
	Nov. 21	Pittsburgh	2	27	13.5	21	0
	Nov. 28	at Cleveland	4	42	10.5	15	0
	Dec. 5	at Baltimore	1	6	6.0	6	0
	Dec. 9	Oakland	1	4	4.0	4	0
	Dec. 19	Atlanta	1	4	4.0	4	0
	Dec. 26	Jacksonville	5	58	11.6	25	0
	Jan. 2	at Pittsburgh	2	34	17.0	21	1
	Season Totals		54	658	12.2	47	4
Postseason	Jan. 8	Buffalo	1	4	4.0	4	0
	Jan. 16	at Indianapolis	2	25	12.5	15	0
	Jan. 23	at Jacksonville	1	12	12.0	12	0
	Jan. 30	St. Louis	4	41	10.3	16	0
	Postseason Totals		8	82	10.3	16	0
1998	Date	Opp	Rec.	Yards	Avg.	Long	TD
	Sept. 6	at Cincinnati	Inactive				
	Sept. 13	San Diego	Inactive				
	Sept. 20	at New England	0	0	0.0	0	0
	Sept. 27	Jacksonville	0	0	0.0	0	0
	Oct. 11	at Baltimore	Inactive				
	Oct. 18	Cincinnati	4	82	20.5	45	1
	Oct. 25	Chicago	1	5	5.0	5	0
	Nov. 1	at Pittsburgh	2	16	8.0	10	1
	Nov. 8	at Tampa Bay	2	40	20.0	21	0
	Nov. 15	Pittsburgh	4	30	7.5	9	0
	Nov. 22	NY Jets	1	5	5.0	5	0
	Nov. 29	at Seattle	0	0	0.0	0	0
	Dec. 6	Baltimore	0	0	0.0	0	0
	Dec. 13	at Jacksonville	2	23	11.5	12	0
	Dec. 20	at Green Bay	2	22	11.0	12	0
	Dec. 26	Minnesota	3	40	13.3	23	0
	Season Totals		21	263	12.5	45	2

OWNERSHIP

COACHES

PLAYERS

STATISTICS

RECORDS

HISTORY

SIDELINES



92 Demetric Evans

Defensive Lineman



Height: 6-3
 Weight: 285
 Birthdate: 3/3/79
 Georgia

Haynesville High School
 Haynesville, LA
 4th NFL Season



Evans In Brief:



Evans was a strong contributor to the Redskins defensive line in 2004 after a solid season in NFL Europe and two prior years as a reserve with the Cowboys. Evans played in 12 games with eight starts for the Redskins, collecting 31 tackles and 2.5 sacks.

NFL Acquisition: Evans signed with the Dallas Cowboys as an undrafted free agent in 2001.

How Acquired: Evans signed with the Redskins as an unrestricted free agent on July 15, 2004.

2004 Season:

- Evans played in 12 games with eight starts at right defensive end, posting 31 tackles (15 solo) with 2.5 sacks.
- He had his best game in the season finale against Minnesota (1/2/05) when he had seven tackles and 1.5 sacks.
- He posted his first sack as a Redskin vs. Cleveland (10/3).

Pro Career:

2004 NFL Europe Season:

- Evans played with Cologne in 2004 and posted 24 tackles (15 solo), 2.5 sacks and a pass deflection.

2003 Season:

- Evans spent training camp with the Dallas Cowboys but was released prior to the season.

2002 Season:

- He played in four games in 2002 and registered seven tackles and two quarterback pressures

2001 Season:

- As a rookie in 2001, Evans played in all 16 games for the Cowboys and finished with 35 tackles, five quarterback pressures, two passes defended and a forced fumble.

College/Personal:

- He signed with Dallas as an undrafted free agent in 2001 after a standout career at Georgia. As a senior, Evans played in all 11 games and finished with 32 tackles.
- He was named Louisiana High School Player of the Year at Haynesville High School in Haynesville, LA after posting 75 tackles, 12 sacks and 28 tackles for loss and 25 quarterback pressures.
- During the 2005 offseason he attended the NFL sponsored Harvard Business School program.

Single-Game Highs

Total Tackles: 7 vs. Minnesota (1/2/05)
Sacks: 1.5 vs. Minnesota (1/2/05)

Evans Career Statistics


	Team	G	GS	Tkls	Solo	Int	Yds	TDs	Sack(s)	FF	FR
2001	Dallas	16	0	35		0	0	0	0	1	0
2002	Dallas	4	0	7		0	0	0	0	0	0
2003	Dallas	0	0	0	0	0	0	0	0	0	0
2004	Washington	12	7	31	15	0	0	0	2.5	0	0
Career	Totals	32	7	73	34	0	0	0	3.5	1	0

64 Lennie Friedman

Offensive Lineman



Height: 6-3
 Weight: 295
 Birthdate: 8/13/76
 Duke
 West Milford High School
 Milford, NJ
 6th NFL Season



NFL Acquisition: Selected in the second round of the 1999 NFL Draft, 61st overall by the Denver Broncos.

How Acquired: Signed with the Redskins as a free agent on March 5, 2003.

2004 Season:

- Friedman started the first two games of the season at center and played in five during the 2004 season.
- He also played right guard against Philadelphia (11/21) when starter Randy Thomas went down with an injury.

Pro Career:

2003 Season:

- Friedman started the final eight games at center for the Redskins.
- He made his first start at center against Seattle (11/9).

2002 Season:

- Friedman played in just two games in 2002, backing up a starting line that helped the Broncos' finish the season ranked third in the NFL in total offense.

2001 Season:

- Friedman played in 15 games, starting 14 at left guard. He returned to the starting lineup after a two-week hiatus at Miami (12/2), and was effective though he missed several plays after aggravating a right medial knee sprain, and was replaced temporarily by David Diaz-Infante.

2000 Season:

- Friedman saw action in all 16 games and made eight starts. He took over the starting left guard spot full-time due to injury. Friedman made his first two starts at left guard at Cincinnati (10/22) and the Jets (11/5).
- He saw his first offensive action vs. Cleveland (10/15) in the 4th quarter at left guard in place of Schlereth.
- He was allocated by the Broncos to NFL Europe during the spring, playing for Barcelona.

1999 Season:

- Friedman tore his left anterior cruciate ligament in preseason and was placed on injured reserve (8/31).

College/Personal:

- Friedman was a three-year starter at left guard for Duke, where he earned first-team All-Atlantic Coast



Friedman In Brief:

Friedman has developed into a solid reserve offensive lineman in his two seasons with the Redskins. Last season he played in five games and started two at center. He filled in at right guard for Randy Thomas against Philadelphia (11/21). Friedman has appeared in 54 games and has started 32 during his six-year career. He originally entered the NFL as a second round (61st overall) draft pick by the Broncos in the 1999 NFL Draft.

Conference honors from The Sports Network as a senior.

- He saw his first collegiate action vs. Navy, becoming the first true freshman offensive lineman to play at Duke since Chris Port in 1986.
- Friedman earned his bachelor's degree in psychology.
- He was a Super Prep Top 17 and All-New Jersey pick at West Milford (N.J.) High School. He started three years on both sides of the ball, winning all-conference honors as a junior defensive tackle—setting a school record with 111 tackles—and as a senior offensive tackle.
- He earned three letters in football, two in basketball and three in track and field. He was a National Honor Society member, a National Football Hall of Fame inductee and recipient of the Scholar Athlete Award.
- He spends his spare time with his wonderful family, wife Katie, daughter Sayde and son Connor.
- His parents, Michael and Sandi, run a non-profit organization called "Vacamas Programs for Youth", coordinating various projects to enrich the lives of thousands of children each year.

Friedman Career Statistics

	Team	G	GS
1999	Denver	0	0
2000	Denver	16	8
2001	Denver	15	14
2002	Denver	2	0
2003	Washington	16	8
2004	Washington	5	2
Career	Totals	54	32

96 Cornelius Griffin

Defensive Tackle



Height: 6-3
Weight: 310
Birthdate: 12/3/76

Alabama
Pike County High School
Brundidge, AL
6th NFL Season



Griffin in Brief:



Griffin emerged as one of the most dominating defensive tackles in the NFL in 2004 after signing with the Redskins as a free agent during the 2004 offseason. For his efforts in 2004 he was named as a Pro Bowl alternate. He tied for the team-lead in sacks with six and also added a whopping 96 tackles (65 solo) with 15 for loss and eight QB pressures. He finished the 2004 season ranked third among Redskins defenders in tackles and led the defensive line.

NFL Acquisition: Selected in the second round (16th overall) of the 2000 NFL Draft by the New York Giants.

How Acquired: Signed by the Washington Redskins as an unrestricted free agent on March 3, 2004.

2004 Season:

- Griffin had a highly productive season in which he started 15 games and produced a career-high 96 tackles (65 solo) with six sacks and a pass deflection and a forced fumble. He was also named a Pro Bowl alternate.
- He led the team with 15 tackles for a loss and tied for the team lead in sacks with six.
- Griffin led the Redskins defensive line unit with 96 tackles and ranked third on the team in total tackles.
- He had his most productive game in terms of tackles against his former team, NYG (9/19) when he had a career-high 12 stops (five solo).
- He had two multiple sack games, garnering two sacks at Chicago (10/17) and at Detroit (11/7).

Pro Career:

2003 Season:

- Griffin started fifteen games at left defensive tackle, posting 68 tackles (44 solo) with one sack, two pass deflections and a forced fumble for the Giants.
- He had his season-high in tackles against Buffalo (11/30), when he posted eight tackles (five solo) and a half sack. He teamed with Keith Hamilton to bring down Drew Bledsoe for a five-yard loss.
- He had two seven-tackle games, posting the mark first against Miami (10/5) and adding a fumble recovery then equaling the mark in the season finale vs. Carolina (12/28).
- He had another standout game vs. St. Louis (9/7) when he helped put pressure on Kurt Warner all game and held Marshall Faulk to 28 yards. He finished the game with four tackles (three solo), a half sack and a pass defensed. He teamed with current teammate Mike Barrow to sack Warner for a nine-yard loss.

2002 Season:

- Griffin started all 14 games in which he played at defensive tackle (13 at left tackle, one at right tackle), missing games at Houston (11/24) and vs. Tennessee

(12/1) with an ankle injury.

- He recorded 53 tackles (38 solo), including four sacks for 31 yards, a forced fumble and a fumble recovery.
- Griffin put together a solid season after right tackle Keith Hamilton was lost for the year with an Achilles injury. He also started the NFC Wild Card playoff game at San Francisco and had three solo tackles.
- He had four tackles and a pass defensed vs. Philadelphia (12/28). Then he posted seven tackles (five solo) at Indianapolis (12/22).
- He returned to action at Washington (12/8) after missing two games with an ankle sprain and finished with 10 tackles, a career-high three sacks and a forced fumble. He recorded his first sack of the game in the first quarter when he dropped Danny Wuerffel for a seven-yard loss. In the 3rd quarter, he sacked Wuerffel for a six-yard loss and Patrick Ramsey for an 11-yard loss.

2001 Season:

- Griffin started all 16 games at left defensive tackle and finished tied for sixth on the team with 63 tackles (47 solo). He also had 2.5 sacks for 15 yards, a pass defensed and a fumble recovery.
- He finished with a season-high nine tackles, including six solo, vs. Seattle (12/30)
- He registered six tackles (three solo) vs. Dallas (11/4). He followed up with a team-high seven tackles (five solo), including a stop of Donovan McNabb for a four-yard loss, vs. Philadelphia (10/22).
- Griffin finished with six solo tackles, a sack and a recovered fumble at St. Louis (10/14). He also recorded a sack when he dropped Kurt Warner for a five-yard loss in the 1st quarter and recovered a fumble by Marshall



Faulk in the 3rd quarter.

- He recorded seven tackles (six solo) and 1.5 sacks vs. Washington (10/7). He picked up his 1st sack of the season when he stopped Tony Banks in the first quarter for a nine-yard loss.

2000 Season:

- Griffin played in 15 regular season games, missing one because of a concussion and also played in all three postseason games with one start at both end and tackle. He finished the season with 24 tackles, including 20 solo, five sacks and five passes defended.

- He had two tackles, including 1.5 sacks, in Super Bowl XXXV vs. Baltimore (1/28).

- Griffin recovered a fumble by Daunte Culpepper at the Vikings 29-yard line in the third quarter of NFC Championship Game vs. Minnesota (1/14). His recovery led to a Kerry Collins to Amani Toomer seven-yard touchdown pass to give the Giants a 41-0 lead.

- He also had four tackles and 1.5 sacks playing both end and tackle in NFC Divisional Playoff vs. Philadelphia.

- Griffin finished with four tackles (three solo), a half sack and two passes defended vs. Jacksonville (12/23).

- He made the most of his one tackle at Arizona (11/26), sacking Dave Brown for a five-yard loss in the 2nd quarter and had an eight-yard sack of Doug Pederson at Cleveland (11/5).

- He saw his first extensive action at Atlanta (10/8), replacing defensive end Michael Strahan in the 1st half and defensive tackle Keith Hamilton in the third quarter.

He finished with two solo tackles, a sack and two passes defended. He recorded the 1st sack of his career when he dropped Danny Kanell for an 11-yard loss on 3rd-and-10 early in the 4th quarter.

College/Personal:

- Griffin started 23 of 25 games (including bowls) after enrolling at Alabama following junior college. As a senior in 1999, was a Super Sleeper Team and All-Southeastern Conference 1st-team selection by SportsPage.com, adding 2nd-team honors from the league's coaches.

- He played left defensive tackle, recording 53 tackles (30 solo) and tied for the team lead with 5.5 sacks for minus-22 yards and had eight stops for losses of 23 yards. He was also credited with 12 quarterback pressures, forced and recovered a fumble and deflected three passes defended.

- Played defensive tackle for Pearl River (Miss.) Community College and earned Junior College Gridwire All-America honors as a sophomore (1996), recording 147 tackles.

Single-Game Highs

Tackles: 12 at NY Giants (9/19/04)
Solo: 7, twice, last at Pittsburgh (11/28/04)
Sacks: 3 at Washington (12/8/02)

Griffin Career Statistics

	Team	G	GS	Tkls	Solo	Int	Yds	TDs	Sack(s)	FF	FR
2000	NY Giants	15	0	24	20	0	0	0	5.0	0	0
2001	NY Giants	16	16	63	47	0	0	0	2.5	0	1
2002	NY Giants	14	14	53	38	0	0	0	4.0	1	1
2003	NY Giants	15	15	68	44	0	0	0	1.0	0	1
2004	Washington	15	15	96	65	0	0	0	6	0	1
Career	Totals	75	60	304	214	0	0	0	18.5	1	4

Griffin Game-by-Game Statistics

2004	Date	Opp.	Tkls	Solo	Sacks	Int	Yds	FF	FR
	Sept. 12	Tampa Bay	4	3	0	0	0	0	1
	Sept. 19	at NY Giants	12	5	0	0	0	0	0
	Sept. 27	Dallas	7	3	0	0	0	0	0
	Oct. 3	at Cleveland	8	4	0	0	0	0	0
	Oct. 10	Baltimore	7	4	0	0	0	0	0
	Oct. 17	at Chicago	10	7	2	0	0	0	0
	Oct. 31	Green Bay	6	6	0	0	0	0	0
	Nov. 7	at Detroit	7	4	2	0	0	0	0
	Nov. 14	Cincinnati	4	2	0	0	0	0	0
	Nov. 21	at Philadelphia	Inactive						
	Nov. 28	at Pittsburgh	7	7	0	0	0	0	0
	Dec. 5	NY Giants	6	6	0	0	0	0	0
	Dec. 12	Philadelphia	5	4	0	0	0	0	0
	Dec. 18	at San Francisco	2	2	1	0	0	0	0
	Dec. 26	at Dallas	7	5	0	0	0	0	0
	Jan. 2	Minnesota	4	3	1	0	0	0	0
	2004	Washington	96	65	6	0	0	0	1


Griffin Game-by-Game Statistics

Year	Season Date	Opp.	Tkls	Solo	Sacks	Int	Yds	FF	FR	
2003	Sept. 7	St. Louis	4	3	0	0	0	0	1	
	Sept. 15	Dallas	4	2	0	0	0	0	0	
	Sept. 21	at Washington	3	2	0	0	0	0	0	
	Oct. 5	Miami	7	4	0	0	0	0	1	
	Oct. 12	at New England	5	3	0	0	0	0	0	
	Oct. 19	Philadelphia	3	1	0	0	0	0	0	
	Oct. 26	at Minnesota	4	1	0	0	0	0	0	
	Nov. 2	at Jets	Inactive							
	Nov. 9	Atlanta	3	1	0	0	0	0	0	
	Nov. 16	at Philadelphia	5	4	0	0	0	0	0	
	Nov. 24	at Tampa Bay	6	5	0	0	0	0	0	
	Nov. 30	Buffalo	8	5	1	0	0	0	0	
	Dec. 7	Washington	4	3	0	0	0	0	0	
	Dec. 14	at New Orleans	2	2	0	0	0	0	0	
	Dec. 21	at Dallas	3	2	0	0	0	0	0	
	Dec. 28	Carolina	7	6	0	0	0	0	0	
		Season Totals		68	44	1	0	0	0	1
	2002	Sept. 5	San Francisco	3	2	0	0	0	0	0
		Sept. 15	at St. Louis	2	2	0	0	0	0	0
		Sept. 22	Seattle	4	3	0	0	0	0	0
		Sept. 29	at Arizona	3	3	0	0	0	0	0
		Oct. 6	at Dallas	3	3	0	0	0	0	0
		Oct. 13	Atlanta	4	4	0	0	0	0	0
		Oct. 28	at Philadelphia	1	0	0	0	0	0	0
		Nov. 3	Jacksonville	3	2	0	0	0	0	0
		Nov. 10	at Minnesota	3	3	1	0	0	0	1
		Nov. 17	Washington	4	3	0	0	0	0	0
		Nov. 24	at Houston	Inactive						
Dec. 1		Tennessee	Inactive							
Dec. 8		at Washington	10	6	3	0	0	1	0	
Dec. 15		Dallas	2	2	0	0	0	0	0	
Dec. 22		at Indianapolis	7	5	0	0	0	0	0	
Dec. 28		Philadelphia	4	0	0	0	0	0	0	
		Season Totals		53	38	4	0	1	1	
Postseason		Jan. 5	at San Francisco	3	2	0	0	0	0	0
2001		Sept. 10	at Denver	2	2	0	0	0	0	0
		Sept. 23	at Kansas City	1	1	0	0	0	0	0
	Sept. 30	New Orleans	4	1	0	0	0	0	0	
	Oct. 7	Washington	7	6	1.5	0	0	0	0	
	Oct. 14	at St. Louis	6	6	1	0	0	0	1	
	Oct. 22	Philadelphia	7	5	0	0	0	0	0	
	Oct. 28	at Washington	2	1	0	0	0	0	0	
	Nov. 4	Dallas	6	3	0	0	0	0	0	
	Nov. 11	at Arizona	2	2	0	0	0	0	0	
	Nov. 19	at Minnesota	4	3	0	0	0	0	0	
	Nov. 25	Oakland	4	3	0	0	0	0	0	
	Dec. 9	at Dallas	3	3	0	0	0	0	0	
	Dec. 15	Arizona	2	1	0	0	0	0	0	
	Dec. 23	Seattle	9	6	0	0	0	0	0	
	Dec. 30	at Philadelphia	2	2	0	0	0	0	0	
	Jan. 6	Green Bay	2	2	0	0	0	0	0	
		Career Totals		63	47	2.5	0	0	0	1
	2000	Sept. 3	Arizona	0	0	0	0	0	0	0
Sept. 10		at Philadelphia	0	0	0	0	0	0	0	
Sept. 17		at Chicago	1	1	0	0	0	0	0	
Sept. 24		Washington	0	0	0	0	0	0	0	
Oct. 1		at Tennessee	2	1	0	0	0	0	0	
Oct. 8		at Atlanta	2	2	1	0	0	0	0	
Oct. 15		Dallas	Inactive							
Oct. 29		Philadelphia	0	0	0	0	0	0	0	
Nov. 5		at Cleveland	3	3	1	0	0	0	0	
Nov. 12		St. Louis	0	0	0	0	0	0	0	
Nov. 19		Detroit	3	2	0	0	0	0	0	
Nov. 26		at Arizona	2	1	1	0	0	0	0	
Dec. 3		at Washington	2	2	1	0	0	0	0	
Dec. 10		Pittsburgh	2	2	0	0	0	0	0	
Dec. 17		at Dallas	2	2	0	0	0	0	0	
Dec. 23		Jacksonville	5	4	1	0	0	0	0	
		Season Totals		24	20	5	0	0	0	
Postseason		Jan. 7	Philadelphia	0	0	1.5	0	0	0	0
		Jan. 14	Minnesota	4	3	0	0	0	0	1
		Jan. 28	vs. Baltimore	2	2	1.5	0	0	0	0
	Postseason Totals		6	5	3	0	0	0	1	

10 John Hall Placekicker



Height: 6-3
Weight: 240
Birthdate: 3/7/74
Wisconsin
Port Charlotte High School
Port Charlotte, FL
9th NFL Season



NFL Acquisition: Hall was signed by the New York Jets as an undrafted free agent prior to the 1997 season.

How Acquired: Hall was signed by the Redskins as an unrestricted free agent on March 3, 2003.

2004 Season:

- Hall played in eight games for the Redskins in 2004, connecting on eight-of-11 field goals and 13-of-13 PATs. He was hampered during the season with hamstring injuries and was placed on IR on December 16.
- He opened the season with three-of-four field goals against Tampa Bay (9/12) from 20-, 30-, and 34-yards. He also had three teams tackles.

Pro Career:

2003 Season:

- Hall played in all 16 games of the 2003 season, serving as kicker on all field goals, PATs and kickoffs.
- He finished the season 25-of-33 on field goals for a 75.8% with a long of 54-yards at Atlanta (9/14). He was 26-of-27 on PATs for a 96.3%, missing his only attempt with a block at Dallas (11/2).
- He eclipsed the 100-point mark for the sixth time, finishing first on the team in scoring with 101 points.
- In the season opener against his former team, the New York Jets (9/4) Hall was three-for-three from distances of 55-, 22-, and 33-yards. His final field goal with five seconds remaining gave the Redskins the 16-13 victory.
- At Philadelphia (10/3), Hall was four-for-four with field goals of 48, 45, 37 and 53-yards. It was the most field goals for a game by a Redskin since James Tuthill on 10/20/02.

2002 Season:

- Hall handled all the placekicking and kickoff duties in all 16 games for the Jets, finishing 24-of-31 (77.4 %) on field goal attempts and 35-of-37 on PATs for a total of 107 points.
- He finished his six-year career as a New York Jet third on the all-time scoring list with 652 points.
- He opened the 2002 season hitting 3-of-4 field goals with two extra points with a long of 45 yards at Buffalo (9/8).
- He kicked a game-winner with 2:17 remaining in the fourth quarter vs. Miami (11/10), and marked his seventh game winner in six seasons in the NFL and also pushed



Hall In Brief:

Hall was hampered by injuries last season and only played in eight games, but he was 8-for-11 and still maintained the consistency he is known for on field goals, PATs and kickoffs when healthy. He has kicked at a 73.7% clip on field goals, connecting on 182-of-247 attempts. He has kicked PATs at a 97.6% average, making 244-of-250 tries. He has collected 790 points and broken the 100-point barrier in six seasons.

him over 600 points for his career.

• He was successful on three field goal attempts at New England (12/22) and reached the 100-point mark for the fifth time in his six-year career.

• He was a perfect 6-for-6 on his PATs against Green Bay (12/29) in the final game of the season. He did not miss against Indy (1/4/03) in the Wild Card playoff game, hitting five extra points and two field goals.

2001 Season:

- Hall played in all 16 regular season games and one playoff game, connecting on 24-of-31 FG and 32-of-32 PATs. He made his fifth career game-winning FG in the team's 13-12 win at Carolina (10/28).
- Hall became the fourth player in team history to eclipse the 500-point mark (502) vs. New England (12/2) when he made the first of his three FG's on the day. He connected on three FG's vs. Buffalo (12/30) and moved into third place on the team's all-time scoring list.
- Hall made a 53-yard FG to give the Jets a 24-22 lead over Oakland (1/6) with :59 seconds left to secure the Club's first playoff appearance since 1998.

2000 Season:

- Hall played in the first 15 regular season games while inactive for the last game, finishing 21-of-32 on field goals' and made all 30 PATs. His nine touchbacks were sixth best in the AFC.

1999 Season:

- Hall led the team with 108 points on 27-of-33 FG (81.8%) and 27-of-29 PAT. Became the fastest player in team history to reach the 300-point mark when he connected on a 33-yard FG at Indianapolis 11/28.
- He was named AFC Special Teams Player of the Week for his 13-point performance vs. Seattle (1/2).



1998 Season:

• He connected on 25-of-35 FG attempts and was 45-of-46 on PATs, tied a career-high with 120 points. Hall kicked a game-winning 32-yard FG with 0:02 remaining at Kansas City (11/1). He hit FGs of 52 and 30-yard and was four of four on PATs in Divisional Playoff vs. Jacksonville (1/10).

1997 Season:

• Hall earned consensus All-Rookie honors after hitting 36-of-36 PATs and 28-of-41 field goal attempts in 1997.
• He holds the modern-day NFL record for touchbacks in a season, with 29. He scored 120 points on 28 FGs and 36-36 on PATs.

Single-Game Highs

Long: 55 yards vs. Seattle (8/31/97)
Points: 17 vs. Indianapolis (11/23/01)
FG Made: 5 vs. Indianapolis (11/23/01)
FG Attempts: 6 vs. Indianapolis (11/23/01)

• He was also named to the *Pro Football Weekly*, *Football News* and *College & Pro Football Weekly* all-Rookie teams.

• Hall was three of four on FGs vs. Minnesota (11/23). His 51-yard FG was his fourth FG over 50-yards, setting a NFL rookie record.

College/Personal:

- Hall finished as Wisconsin's fifth all-time leading scorer (186 points).
- He finished his career ranked second on the Badgers all-time list in extra points (99) and attempts (105) and third in FGs (29) and attempts (51). He owned the school record for longest FG (60 yards).
- Hall is a native of Port Charlotte, FL, where he attended Port Charlotte High School.
- Hall majored in consumer science during his time at the University of Wisconsin.
- Hall married his longtime girlfriend, Christina during the 2004 offseason. During the 2005 offseason they had a son, Brady.

Hall Career Statistics

Team	G	FG	FGA	Pct	Lg	Blk	XP	XPA	Pct	Points
1997 NYJ	16	28	41	68.3%	55	1	37	37	100%	121
1998 NYJ	16	25	35	71.4%	54	3	44	45	97.7%	119
1999 NYJ	16	27	33	81.8%	48	0	27	29	93.1%	105
2000 NYJ	15	21	32	65.6%	51	1	30	30	100%	93
2001 NYJ	16	24	31	77.4%	53	1	32	32	100%	104
2002 NYJ	16	24	31	77.4%	46	5	35	37	94.6%	103
2003 Was	16	25	33	75.8%	55	1	26	27	96.3%	101
2004 Was	8	8	11	72.7%	46	0	13	13	100%	37
Career Totals	119	182	247	73.7%	55	12	244	250	97.6%	783

Hall Game-by-Game Statistics

Year	Date	Opp	FG	FGA	Pct	Lg	Blk	XP	XPA	Pct	Points
2004	Sept. 12	Tampa Bay	3	4	75.0%	34	0	1	1	100.0%	10
	Sept. 19	at NY Giants	0	1	0.0	0	0	2	2	100.0%	2
	Sept. 27	Dallas	1	1	100.0%	19	0	1	1	100.0%	4
	Oct. 3	at Cleveland	2	2	100.0%	31	0	1	1	100.0%	7
	Oct. 10	Baltimore	1	1	100.0%	26	0	1	1	100.0%	4
	Oct. 17	at Chicago	Inactive								
	Oct. 31	Green Bay	Inactive								
	Nov. 7	at Detroit	Inactive								
	Nov. 14	Cincinnati	Inactive								
	Nov. 21	at Philadelphia	Inactive								
	Nov. 28	at Pittsburgh	0	0	0.0	0	0	1	1	100.0%	1
	Dec. 5	NY Giants	1	1	100.0%	46	0	4	4	100.0%	7
	Dec. 12	Philadelphia	0	1	0.0	0	0	2	2	100.0%	2
	Dec. 18	at San Francisco	Injured Reserve								
	Dec. 26	at Dallas	Injured Reserve								
	Jan. 2	Minnesota	Injured Reserve								
Season Totals			8	11	72.7%	46	0	13	13	100.0%	37
2003	Sept. 4	NY Jets	3	3	100.0%	55	0	1	1	100.0%	10
	Sept. 14	at Atlanta	1	2	50.0%	54	0	4	4	100.0%	7
	Sept. 21	NY Giants	2	4	50.0%	42	0	1	1	100.0%	7
	Sept. 28	New England	2	3	66.6%	39	1	2	2	100.0%	8
	Oct. 3	at Philadelphia	4	4	100.0%	53	0	1	1	100.0%	13
	Oct. 12	Tampa Bay	2	2	100.0%	51	0	1	1	100.0%	7
	Oct. 19	at Buffalo	0	0	0.0	0	0	1	1	100.0%	1
	Nov. 2	at Dallas	0	0	0.0	0	0	0	1	0.0	0
	Nov. 9	Seattle	2	2	100.0%	34	0	3	3	100.0%	9
	Nov. 16	at Carolina	1	2	50.0%	23	0	2	2	100.0%	5
	Nov. 23	at Miami	3	3	100.0%	31	0	2	2	100.0%	11
	Nov. 30	New Orleans	2	2	100.0%	49	0	2	2	100.0%	8
	Dec. 7	at NY Giants	2	3	66.6%	41	0	2	2	100.0%	8
	Dec. 14	Dallas	0	0	0.0	0	0	0	0	0.0	0
	Dec. 21	at Chicago	1	2	50.0%	27	0	3	3	100.0%	6
	Dec. 27	Philadelphia	0	1	0.0	0	0	1	1	100.0%	1
Season Totals			25	33	75.8%	55	1	26	27	96.2%	101

Hall Game-by-Game Statistics

Year	Date	Opp	FG	FGA	Pct	Lg	Blk	XP	XPA	Pct	Points
2002	Sept. 8	at Buffalo	3	4	75.0	45	0	2	2	100.0	11
	Sept. 15	New England	0	0	0.0	0	0	1	1	100.0	1
	Sept. 22	at Miami	1	1	100.0	20	0	0	0	0.0	3
	Sept. 29	at Jacksonville	1	1	100.0	46	0	0	0	0.0	3
	Oct. 6	Kansas City	1	2	50.0	25	0	2	2	100.0	5
	Oct. 20	Minnesota	2	3	66.7	38	1	2	2	100.0	8
	Oct. 27	Cleveland	0	1	0.0	0	1	3	3	100.0	3
	Nov. 3	at San Diego	3	4	75.0	0	1	5	5	100.0	3
	Nov. 10	Miami	2	2	100.0	38	1	1	1	100.0	14
	Nov. 17	at Detroit	1	1	100.0	22	0	2	3	66.6	5
	Nov. 24	Buffalo	1	2	50.0	23	0	4	4	100.0	7
	Dec. 2	at Oakland	2	3	66.7	45	1	2	2	100.0	8
	Dec. 8	Denver	2	2	100.0	43	0	1	2	50.0	7
	Dec. 15	at Chicago	2	2	100.0	42	0	1	1	100.0	7
	Dec. 22	at New England	3	3	100.0	43	0	3	3	100.0	12
	Dec. 29	Green Bay	0	0	0.0	0	0	6	6	100.0	6
		Season	Totals	24	31	77.4	46	5	35	37	94.8
Postseason	Jan. 4	Indianapolis	2	2	100.0	41	0	5	5	100.0	11
	Jan. 12	at Oakland	1	2	50.0	38	0	1	1	100.0	4
		Postseason Totals	3	4	75.0	41	0	6	6	100.0	15
2001	Sept. 9	Indianapolis	1	1	100.0	22	0	3	3	100.0	6
	Sept. 23	at New England	1	1	100.0	26	0	1	1	100.0	4
	Oct. 1	San Francisco	1	2	50.0	24	1	2	2	100.0	5
	Oct. 7	at Buffalo	0	0	0.0	0	0	6	6	100.0	6
	Oct. 14	Miami	0	1	0.0	0	0	3	3	100.0	3
	Oct. 21	St. Louis	0	0	0.0	0	0	2	2	100.0	2
	Oct. 28	at Carolina	2	2	100.0	43	0	1	1	100.0	7
	Nov. 4	at New Orleans	3	4	75.0	47	0	1	1	100.0	10
	Nov. 11	Kansas City	2	2	100.0	51	0	3	3	100.0	9
	Nov. 18	at Miami	1	1	100.0	43	0	3	3	100.0	6
	Dec. 2	New England	3	3	100.0	50	0	1	1	100.0	10
	Dec. 9	at Pittsburgh	0	1	0.0	0	0	1	1	100.0	1
	Dec. 16	Cincinnati	1	3	33.3	24	0	0	0	0.0	3
	Dec. 23	at Indianapolis	5	6	83.3	48	0	2	2	100.0	17
	Dec. 30	Buffalo	3	3	100.0	33	0	0	0	0.0	9
	Jan. 6	at Oakland	1	1	100.0	53	0	3	3	100.0	6
		Season	Totals	24	31	77.4	53	1	32	32	100.0
Postseason	Jan. 12	at Oakland	1	3	33.3	45	1	3	3	100.0	6
2000	Sept. 3	at Green Bay	2	4	50.0	39	0	2	2	100.0	8
	Sept. 12	New England	0	0	0.0	0	0	2	2	100.0	2
	Sept. 17	Buffalo	2	3	66.6	51	0	3	3	100.0	9
	Sept. 24	at Tampa Bay	2	2	100.0	41	0	1	1	100.0	7
	Oct. 9	Pittsburgh	1	2	50.0	40	1	0	0	0.0	3
	Oct. 15	at New England	2	3	66.6	38	0	4	4	100.0	10
	Oct. 23	Miami	2	2	100.0	40	0	4	4	100.0	10
	Oct. 29	at Buffalo	2	2	100.0	40	0	2	2	100.0	8
	Nov. 5	Denver	3	3	100.0	45	0	2	2	100.0	11
	Nov. 12	at Indianapolis	0	2	0.0	0	0	1	1	100.0	1
	Nov. 19	at Miami	2	2	100.0	39	0	2	2	100.0	8
	Nov. 26	Chicago	1	2	50.0	20	0	2	2	100.0	5
	Dec. 3	Indianapolis	2	3	66.6	45	0	3	3	100.0	9
	Dec. 11	at Oakland	0	0	0.0	0	0	1	1	100.0	1
	Dec. 17	Detroit	0	2	0.0	0	0	1	1	100.0	1
	Dec. 24	at Baltimore	Inactive								
		Season	Totals	21	32	65.6	51	1	30	30	100.0
1999	Sept. 12	New England	0	0	0.0	0	0	2	2	100.0	2
	Sept. 19	at Buffalo	1	1	100.0	31	0	0	0	0.0	3
	Sept. 26	Washington	2	2	100.0	37	0	2	2	100.0	8
	Oct. 13	at Denver	0	1	0.0	0	0	3	3	100.0	3
	Oct. 11	Jacksonville	2	2	100.0	42	0	0	0	0.0	6
	Oct. 17	Indianapolis	2	3	66.6	45	0	1	1	100.0	7
	Oct. 24	at Oakland	3	3	100.0	43	0	2	2	100.0	11
	Nov. 7	Arizona	2	4	50.0	44	0	0	0	0.0	6
	Nov. 15	at New England	1	1	100.0	26	0	3	3	100.0	6
	Nov. 21	Buffalo	1	1	100.0	36	0	2	2	100.0	5
	Nov. 28	at Indianapolis	2	2	100.0	33	0	0	0	0.0	6
	Dec. 5	at NY Giants	0	0	0.0	0	0	4	4	100.0	4
	Dec. 12	Miami	3	4	75.0	46	0	1	3	33.3	10
	Dec. 19	at Dallas	3	4	75.0	47	0	1	1	100.0	10
	Dec. 27	at Miami	1	1	100.0	48	0	5	5	100.0	8
	Jan. 2	Seattle	4	4	100.0	35	0	1	1	100.0	10
		Season	Totals	27	33	81.8	48	0	27	29	93.1

Hall Game-by-Game Statistics

1998	Date	Opp	FG	FGA	Pct	Lg	Blk	XP	XPA	Pct	Points
	Sept. 6	at San Francisco	3	4	75.0	32	0	3	3	100.0	12
	Sept. 13	Baltimore	1	2	50.0	20	0	1	1	100.0	4
	Sept. 20	Indianapolis	1	1	100.0	36	0	4	5	80.0	7
	Oct. 4	Miami	2	3	66.6	47	1	2	2	100.0	8
	Oct. 11	at St. Louis	1	1	100.0	54	0	1	1	100.0	4
	Oct. 19	at New England	1	2	50.0	23	1	3	3	100.0	6
	Oct. 25	Atlanta	0	0	0.0	0	0	4	4	100.0	4
	Nov. 1	at Kansas City	2	4	50.0	32	0	2	2	100.0	8
	Nov. 8	Buffalo	2	2	100.0	49	0	4	4	100.0	10
	Nov. 15	at Indianapolis	3	4	75.0	40	0	2	2	100.0	11
	Nov. 22	at Tennessee	1	2	50.0	43	0	3	3	100.0	6
	Nov. 29	Carolina	4	4	100.0	38	0	4	4	100.0	16
	Dec. 6	Seattle	2	2	100.0	20	0	2	2	100.0	8
	Dec. 13	at Miami	0	1	0.0	0	1	3	3	100.0	3
	Dec. 19	at Buffalo	1	2	50.0	48	0	2	2	100.0	5
	Dec. 27	New England	1	1	100.0	36	0	4	4	100.0	7
	Season	Totals	25	35	71.4	54	3	44	45	97.7	119

1997	Date	Opp	FG	FGA	Pct	Lg	Blk	XP	XPA	Pct	Points
	Aug. 31	at Seattle	2	2	100.0	55	0	5	5	100.0	11
	Sept. 7	Buffalo	3	4	75.0	52	0	2	2	100.0	11
	Sept. 14	at New England	1	2	50.0	27	1	3	3	100.0	6
	Sept. 21	Oakland	3	3	100.0	47	0	2	2	100.0	11
	Sept. 28	at Cincinnati	1	2	50.0	44	0	4	4	100.0	7
	Oct. 5	at Indianapolis	3	3	100.0	53	0	1	1	100.0	10
	Oct. 12	Miami	0	1	0.0	0	0	2	2	100.0	2
	Oct. 19	New England	1	4	25.0	35	0	3	3	100.0	6
	Nov. 2	Baltimore	4	5	80.0	37	0	1	1	100.0	13
	Nov. 9	at Miami	1	2	50.0	29	0	2	2	100.0	5
	Nov. 16	at Chicago	3	4	75.0	36	0	2	2	100.0	11
	Nov. 23	Minnesota	3	4	75.0	51	0	2	2	100.0	11
	Nov. 30	at Buffalo	1	2	50.0	22	0	1	1	100.0	4
	Dec. 7	Indianapolis	0	1	0.0	0	0	2	2	100.0	2
	Dec. 14	Tampa Bay	1	1	100.0	32	0	4	4	100.0	7
	Dec. 21	at Detroit	1	1	100.0	32	0	1	1	100.0	4
	Season	Totals	28	41	68.3	55	1	37	37	100.0	121

27 Walt Harris

Cornerback



Height: 5-11
 Weight: 190
 Birthdate: 8/10/74
 Mississippi State
 LaGrange High School
 LaGrange, GA
 10th NFL Season



Harris In Brief:



Harris, a nine-year NFL veteran, is an experienced and talented cornerback that played a key reserve role for the Redskins defense in 2004 and will be asked to step up again in 2005. Harris played in all 16 games with two starts last season, posting 21 tackles (12 solo) and two interceptions. He has started 115 games and has played in 134; collecting 622 tackles (447 solo), with 19 interceptions and 130 pass deflections. He also has posted one sack, 13 forced fumbles, 10 fumble recoveries and three interceptions for touchdowns.

NFL Acquisition: Harris was selected in the first round (13th overall) of the 1996 NFL Draft by the Chicago Bears.

How Acquired: The Redskins signed Harris as a unrestricted free agent on March 18, 2004.

2004 Season:

- Harris played in 16 games with two starts for the Redskins in 2004, collecting 21 tackles (12 solo) and two interceptions.
- He also contributed largely on special teams, returning a blocked punt for a touchdown against Detroit (11/7).

- He started two games at cornerback due to injuries, at SF (12/18) and vs. Minnesota (1/2). He posted five tackles (three solo) and an interception against the Niners and six tackles against the Vikings.
- He had another interception against Cincinnati (11/14) and returned it 31 yards.

Pro Career:

2003 Season:

- Harris opened 15 of 16 games at left cornerback, missing a start (12/28) at Houston. He started 30 of the past 31 games with Indy. He finished the season with 55 tackles, 32 solo, 12 passes defended, one forced fumble and one fumble recovered.
- He played in 16 games for the second time in his eight-year career and had tackles in every contest and had eight games with at least four tackles.
- Harris had a season-high six tackles vs. Jacksonville and at Miami (11/2) then had five stops at Tampa Bay (10/6).
- In the 2003 postseason, Harris started vs. Denver (1/4/04), at Kansas City (1/11/04) and at New England (1/18/04). He posted 14 tackles, eight solo, team-leading five passes defended, one QB pressure, one interception and one forced fumble.

2002 Season:

- Harris started the first 15 games at left cornerback before missing one game with a knee injury. He led the team with 20 passes defended and had 61 tackles, 39 solo, two interceptions, one batted pass, one forced fumble and two fumble recoveries.
- He recorded nine tackles and one batted pass vs. Miami (9/15) and had five solo tackles and second career two-interception game vs. Cincinnati (10/6)
- Harris had eight tackles at Pittsburgh (10/21) and also tallied nine tackles, two passes defended and one fumble recovery at Philadelphia (11/10).
- He had five tackles, defended a club season-best five passes and added one forced fumble vs. Houston (12/1). He also had five tackles and a 21-yard fumble recovery vs. NYG (12/22).
- In the Colts playoff game at the New York Jets (1/4/03), Harris started at left cornerback and had eight tackles, six solo.

2001 Season:

- Harris started 13 of 15 games for Chicago and had 51 tackles (49 solo), one interception and nine passes defended. He added a 45-yard interception return for a touchdown in the 24-0 victory at Detroit (12/30).

2000 Season:

- Harris started the first 12 games before being placed on injured reserve with a right knee sprain. Despite the injury, he finished the season tied for second on the team with two interceptions, including a 35-yard interception return for a score vs. Indianapolis (11/5).
- He finished the season with 52 tackles (36 solo), three tackles for losses, one forced fumble and 14 passes defended.
- Harris had eight tackles and one pass defended at Green Bay (10/1) and had seven tackles and two passes defended at Philadelphia (10/22).
- He had a season-high nine tackles and one forced fumble vs. Tampa Bay (11/19).
- He suffered a knee sprain at NYJ (11/26) and missed

the rest of season.

1999 Season:

- Harris led the team with 11 passes defended and finished with 71 tackles (48 solo). He started first 15 games before missing vs. Tampa Bay (1/12) with a hamstring injury. He also finished with one interception and his only NFL sack.
- He had 10 tackles and two passes defended vs. Philadelphia (10/17) and had eleven stops and one sack at Green Bay (11/7).
- He posted 10 tackles vs. Minnesota (11/14) and had an interception in overtime off quarterback Jeff George to secure the victory.

1998 Season:

- Harris started 14 games but was inactive vs. Baltimore (12/20) and placed on injured reserve (12/22). He finished the season with four interceptions and a career-high 21 pass deflections.
- He finished the season with 85 tackles, one forced fumble and one fumble recovered. He swiped Green Bay QB Brett Favre's pass (12/13) and returned it 13 yards for his first career touchdown.
- He had 10 tackles and two passes defended vs. Jacksonville (9/6) and had interceptions at Arizona (10/11), at Tennessee (10/25) and at Minnesota (12/6).

1997 Season:

- Harris started 16 games, 15 at right cornerback and set career-highs with five interceptions and four forced fumbles, along with 94 tackles.
- He had 15 tackles, two passes defended and one interception vs. Minnesota (9/7).
- He forced and recovered one fumble vs. Tampa Bay (11/23) and had two interceptions at St. Louis (12/14).

1996 Season:

- He started 13 of 15 games and was named to *College & Pro Football Newsweek*, *Football News* and PFWA All-Rookie Teams. He finished the season with 113 tackles (93 solo), 18 passes defended, two interceptions, two forced fumbles and two fumble recoveries.
- He finished with 10 tackles, one forced fumble, one fumble recovery and three passes defended vs. Dallas (9/2) and had 14 stops vs. Minnesota (9/15).
- He had interceptions at Detroit (9/22) and at Kansas City (11/17).
- Harris had 10 tackles and blocked a field goal at Minnesota (10/28).

College/Personal:

- Harris was a four-year letterman at Mississippi State and holds school interception record (17). He emerged as a starter as a freshman at left cornerback and also started at free safety.
- He broke up 37 passes in his career and earned All-SEC honors in his final three seasons. He also played in the Senior Bowl. He was a first-team All-SEC selection at left cornerback as a senior. He also had four interceptions and eight passes defended.
- He was AP and Coaches first-team All-SEC while starting every game at cornerback as a junior and finished ranked third in SEC and fifth in nation with six interceptions. He also led team with 12 passes defended and recovered two fumbles and blocked two

kicks.

- He attended LaGrange High School and was All-America honorable mention by *USA Today*. He helped the team compile a 34-6 record in his final three years.
- He also ran track as a hurdler at LaGrange High.
- While with the Bears, he teamed with Thomas Smith

Single-Game Highs

Total Tackles: 15 vs. Minnesota (9/7/97)

Int: 2 at St. Louis (12/14/97)

Touchdowns: 1, four times, last at Detroit (11/7/04)

to organize ticket donation program called "Corner to Corner" in first season that provided tickets for each home game to the Boys and Girls Clubs of Chicago. The program also included an on-field visit before each game and visits by Harris and Smith to clubs throughout the season. He also partnered with fellow members of the Bears secondary and Meals on Wheels in 2000 to "Intercept Hunger" with meal donations being made based on participating players' performances each game.

- Harris and his wife, Trina, have three children: Courtney, London and Summer.

Harris Career Statistics

Harris	Team	G	GS	Tkls	Solo	Int	Yds	TD	Sack(s)	FF	FR
1996	Chicago	15	13	113	93	2	0	0	0	2	2
1997	Chicago	16	16	94	75	5	30	0	0	4	1
1998	Chicago	14	14	85	65	4	41	1	0	1	1
1999	Chicago	15	15	71	48	1	0	0	1	0	1
2000	Chicago	12	12	52	36	2	35	1	0	1	0
2001	Chicago	15	13	70	47	1	45	1	0	2	2
2002	Indianapolis	15	15	61	39	2	0	0	0	1	2
2003	Indianapolis	16	15	55	32	0	0	0	0	1	1
2004	Washington	16	2	21	12	2	31	1	0	1	0
Career	Totals	134	115	622	447	19	182	4	1	13	10

Harris Game-by-Game Statistics

2004	Date	Opp.	Tkls	Solo	Sacks	Int	Yds	FF	FR
	Sept. 12	Tampa Bay	2	1	0	0	0	0	0
	Sept. 19	at NY Giants	2	1	0	0	0	0	0
	Sept. 27	Dallas	0	0	0	0	0	0	0
	Oct. 3	at Cleveland	0	0	0	0	0	0	0
	Oct. 10	Baltimore	0	0	0	0	0	0	0
	Oct. 17	at Chicago	0	0	0	0	0	0	0
	Oct. 31	Green Bay	0	0	0	0	0	1	0
	Nov. 7	at Detroit	1	0	0	0	0	0	0
	Nov. 14	Cincinnati	1	0	0	1	31	0	0
	Nov. 21	at Philadelphia	0	0	0	0	0	0	0
	Nov. 28	at Pittsburgh	0	0	0	0	0	0	0
	Dec. 5	NY Giants	0	0	0	0	0	0	0
	Dec. 12	Philadelphia	2	0	0	0	0	0	0
Dec. 18	at San Francisco	5	3	0	1	0	0	0	
Dec. 26	at Dallas	2	2	0	0	0	0	0	
Jan. 2	Minnesota	6	5	0	0	0	0	0	
	Season Totals		21	12	0	2	31	1	0
2003	Date	Opp.	Tkls	Solo	Sacks	Int	Yds	FF	FR
	Sept. 7	at Cleveland	4	3	0	0	0	1	0
	Sept. 14	Tennessee	2	2	0	0	0	0	0
	Sept. 21	Jacksonville	6	3	0	0	0	0	0
	Sept. 28	at New Orleans	4	3	0	0	0	0	0
	Oct. 6	at Tampa Bay	5	3	0	0	0	0	0
	Oct. 12	Carolina	4	3	0	0	0	0	1
	Oct. 26	Houston	4	3	0	0	0	0	0
	Nov. 2	at Miami	6	4	0	0	0	0	0
	Nov. 9	at Jacksonville	2	0	0	0	0	0	0
	Nov. 16	NY Jets	4	1	0	0	0	0	0
	Nov. 23	at Buffalo	2	1	0	0	0	0	0
	Nov. 30	New England	2	1	0	0	0	0	0
	Dec. 7	at Tennessee	3	2	0	0	0	0	0
	Dec. 14	Atlanta	2	1	0	0	0	0	0
	Dec. 21	Denver	3	2	0	0	0	0	0
	Dec. 28	at Houston	2	0	0	0	0	0	0
	Season Totals		55	32	0	0	0	1	1
Postseason	Date	Opp.	Tkls	Solo	Sacks	Int	Yds	FF	FR
	Jan. 4	Denver	5	3	0	0	0	1	0
	Jan. 11	at Kansas City	4	3	0	0	0	0	0
	Jan. 18	at New England	5	2	0	1	0	0	0
	Postseason Totals		14	8	0	1	0	1	0

Harris Game-by-Game Statistics (Cont.)

2002	Date	Opp.	Tkls	Solo	Sacks	Int	Yds	FF	FR
	Sept. 8	at Jacksonville	3	2	0	0	0	0	0
	Sept. 15	Miami	9	4	0	0	0	0	0
	Sept. 22	at Houston	1	1	0	0	0	0	0
	Oct. 6	Cincinnati	5	5	0	2	0	0	0
	Oct. 13	Baltimore	3	2	0	0	0	0	0
	Oct. 21	at Pittsburgh	8	6	0	0	0	0	0
	Oct. 27	at Washington	2	0	0	0	0	0	0
	Nov. 3	Tennessee	3	2	0	0	0	0	0
	Nov. 10	at Philadelphia	9	4	0	0	0	0	1
	Nov. 17	Dallas	2	2	0	0	0	0	0
	Nov. 24	at Denver	1	1	0	0	0	0	0
	Dec. 1	Houston	5	3	0	0	0	1	0
	Dec. 8	at Tennessee	3	3	0	0	0	0	0
	Dec. 15	at Cleveland	2	1	0	0	0	0	0
	Dec. 22	NY Giants	5	3	0	0	0	0	1
	Dec. 29	Jacksonville	Inactive						
Season	Totals		61	39	0	2	0	1	2
Postseason	Jan. 4	at NY Jets	8	6	0	0	0	0	0
2001	Date	Opp.	Tkls	Solo	Sacks	Int	Yds	FF	FR
	Sept. 9	at Baltimore	3	2	0	0	0	0	0
	Sept. 23	Minnesota	7	4	0	0	0	0	0
	Oct. 7	at Atlanta	3	3	0	0	0	0	1
	Oct. 14	Arizona	6	5	0	0	0	0	0
	Oct. 21	at Cincinnati	4	4	0	0	0	0	0
	Oct. 28	San Francisco	2	1	0	0	0	0	0
	Nov. 4	Cleveland	7	4	0	0	0	0	0
	Nov. 11	Green Bay	4	3	0	0	0	0	0
	Nov. 18	at Tampa Bay	6	5	0	0	0	0	0
	Nov. 25	at Minnesota	6	2	0	0	0	0	0
	Dec. 2	Detroit	5	3	0	0	0	0	1
	Dec. 9	at Green Bay	3	3	0	0	0	0	0
	Dec. 16	Tampa Bay	2	0	0	0	0	1	0
	Dec. 23	at Washington	6	5	0	0	0	0	0
	Dec. 30	at Detroit	6	3	0	1	45	1	0
	Jan. 6	Jacksonville	0	0	0	0	0	0	0
Season	Totals		70	47	0	1	45	2	2
Postseason	Jan. 19	Philadelphia							
2000	Date	Opp.	Tkls	Solo	Sacks	Int	Yds	FF	FR
	Sept. 3	at Minnesota	2	1	0	0	0	0	0
	Sept. 10	at Tampa Bay	5	4	0	0	0	0	0
	Sept. 17	NY Giants	2	2	0	0	0	0	0
	Sept. 24	Detroit	3	3	0	0	0	0	0
	Oct. 1	at Green Bay	8	6	0	0	0	0	0
	Oct. 8	New Orleans	4	2	0	0	0	0	0
	Oct. 15	Minnesota	5	4	0	0	0	0	0
	Oct. 22	at Philadelphia	7	5	0	0	0	0	0
	Nov. 5	Indianapolis	4	2	0	1	35	0	0
	Nov. 12	at Buffalo	3	2	0	1	0	0	0
	Nov. 19	Tampa Bay	9	5	0	0	0	1	0
	Nov. 26	at NY Jets	0	0	0	0	0	0	0
	Dec. 3	Green Bay	Injured Reserve						
	Dec. 10	New England	Injured Reserve						
	Dec. 17	at San Francisco	Injured Reserve						
	Dec. 24	at Detroit	Injured Reserve						
Season	Totals		52	36	0	2	35	1	0
1999	Date	Opp.	Tkls	Solo	Sacks	Int	Yds	FF	FR
	Sept. 12	Kansas City	0	0	0	0	0	0	0
	Sept. 19	Seattle	1	1	0	0	0	0	1
	Sept. 26	at Oakland	3	2	0	0	0	0	0
	Oct. 3	New Orleans	6	3	0	0	0	0	0
	Oct. 10	at Minnesota	5	2	0	0	0	0	0
	Oct. 17	Philadelphia	10	8	0	0	0	0	0
	Oct. 24	at Tampa Bay	6	4	0	0	0	0	0
	Oct. 31	at Washington	4	2	0	0	0	0	0
	Nov. 7	at Green Bay	11	7	1	0	0	0	0
	Nov. 14	Minnesota	10	8	0	1	0	0	0
	Nov. 21	at San Diego	5	4	0	0	0	0	0
	Nov. 25	at Detroit	2	1	0	0	0	0	0
	Dec. 5	Green Bay	2	1	0	0	0	0	0
	Dec. 19	Detroit	5	5	0	0	0	0	0
	Dec. 26	at St. Louis	1	0	0	0	0	0	0
	Jan. 2	Tampa Bay	Inactive						
Season	Totals		71	48	1	1	0	0	1

35 Artrell Hawkins

Cornerback



Height: 5-10
Weight: 190
Birthdate: 11/24/76
Cincinnati
Bishop McCort High School
Johnstown, PA
8th NFL Season



Hawkins In Brief:



Hawkins was signed by the Redskins during the 2005 offseason to provide depth and experience to the secondary. He is a seven-year NFL veteran that played six seasons with Cincinnati and the past year with Carolina. He has appeared in 103 games with 76 starts with 450 tackles (351 solo) and 10 interceptions. Last season he started four games for the Panthers and posted 36 tackles (24 solo) with one interception. His most productive season as a pro came in 2002 when he started 15 games and had a career-high 92 tackles with two interceptions.

NFL Acquisition: Hawkins was selected in the second round (43rd overall) of the 1998 NFL Draft by the Cincinnati Bengals.

How Acquired: Signed by the Redskins as an unrestricted free agent on June 23, 2005.

2004 Season:

- Hawkins played in 14 games and started two for Carolina at nickel back and collected 36 tackles (24 solo) with one interception, five pass deflections and three forced fumbles.
- At New Orleans (12/5) he had an interception and two tackles and one pass deflection.
- At Denver (10/10) he started the game and had a season-high five tackles.

Pro Career:

2003 Season:

- Played in 14 games with nine starts for the Bengals and was inactive for two contests. He recorded 66 tackles, two interceptions, eight passes defended, one forced fumble and four special teams stops.
- At Pittsburgh (11/30), Hawkins started at left cornerback and collected one interception, picking off a Tommy Maddox pass, five tackles, one pass defended and one forced fumble.

2002 Season:

- Hawkins started at right cornerback in all 15 games he played and was inactive for one contest. Led the Bengals secondary with a career-high 92 tackles and tied for the team lead with two interceptions. He also recorded two sacks, eight passes defended, one forced fumble and two fumble recoveries.
- He was named AFC Defensive Player of the Week for performance at Houston (11/3) after intercepting a David Carr pass two yards deep in the end zone and returning it 102 yards for a touchdown and posting seven tackles. His interception return equaled cornerback Louis Breeden's 102-yard interception return for a touchdown at San Diego (11/8/81) and Eric Bieniemy's 102-yard kickoff return for a touchdown at the New York Giants (10/26/97) for the longest play in team history and was one yard short of the longest interception return in NFL history, accomplished by

Vencie Glenn of San Diego in 1987 and Louis Oliver of Miami in 1992.

2001 Season:

- Hawkins played in 14 games, starting 13 at right cornerback, and was inactive for two contests. He finished tied for the team lead with three interceptions. He tallied 71 tackles, eight passes defended, two forced fumbles and one fumble recovery.

2000 Season:

- Hawkins appeared in all 16 games and made six starts at right cornerback and started the first four and last two contests of the season. He totaled 47 tackles, nine passes defended, one forced fumble and one fumble recovery.
- He finished the season ranked first on the Bengals with 12 special teams stops. Against Jacksonville (12/17): Amassed a season-high seven tackles and forced a fumble against running back Fred Taylor

1999 Season:

- Hawkins made 13 starts in 14 games and was inactive for two contests and accumulated 68 tackles, 16 passes defended, two forced fumbles and one fumble recovery.

1998 Season:

- Drafted in the second round (43rd overall) by Cincinnati. He started all 16 games at right cornerback and finished tied for the team lead with three interceptions and led the Bengals with 17 passes defended. He finished with 70 tackles, one sack, two

forced fumbles, one fumble recovery and one special teams tackle

College/Personal:

• Hawkins finished his Cincinnati career with 139 tackles, four interceptions, 32 passes defended, three forced fumbles and two fumble recoveries in 41 games with 27 starts. He made 11 starts and registered 46

tackles, two interceptions, including a 38-yard interception return for a touchdown, 14 passes defended and one forced fumble as a senior, helping lead the Bearcats to their first bowl appearance since 1950

- He started 11 contests and posted 45 tackles, one interception, 11 passes defended, two forced fumbles and one fumble recovery as a junior.
- He attended Bishop McCort HS in Johnstown, PA, and was named conference offensive player of the year as a senior after rushing for a school record 1,487 yards, including a single-game record 265 yards, and 26 touchdowns. He also lettered in basketball and baseball.
- Hawkins majored in business at Cincinnati.

Single-Game Highs

- Total Tackles:** 11 vs. Tennessee (10/27/02)
- Solo:** 8, five times, last vs. Kansas City (11/16/03)
- Int:** 2 at Minnesota (11/15/98)
- Int Return Yards:** 102t at Houston (11/3/02)

Hawkins Career Statistics

Team	G	GS	Tkls	Solo	Int	Yds	TD	Sack(s)	FF	FR
1998 Cincinnati	16	16	70	65	3	26	0	1	2	1
1999 Cincinnati	14	13	68	61	0	0	0	0	2	1
2000 Cincinnati	16	6	47	43	0	0	0	0	1	1
2001 Cincinnati	14	13	71	44	3	26	0	0	2	1
2002 Cincinnati	15	15	92	67	2	102	1	2	1	2
2003 Cincinnati	14	9	66	47	1	8	0	0	1	0
2004 Carolina	13	4	36	24	1	9	0	0	3	0
Career Totals	102	76	450	351	10	171	1	3	12	6

Hawkins Game-by-Game Statistics

Year	Date	Opp.	Tkls	Solo	Sacks	Int	Yds	FF	FR
2004	Sept. 13	Green Bay	1	1	0	0	0	0	0
	Sept. 19	at Kansas City	0	0	0	0	0	0	0
	Oct. 3	Atlanta	0	0	0	0	0	0	0
	Oct. 10	at Denver	5	3	0	0	0	0	0
	Oct. 17	at Philadelphia	3	1	0	0	0	0	0
	Oct. 24	San Diego	0	0	0	0	0	0	0
	Oct. 31	at Seattle	4	2	0	0	0	2	0
	Nov. 7	Oakland	Inactive						
	Nov. 14	at San Francisco	Inactive						
	Nov. 21	Arizona	5	5	0	0	0	0	0
	Nov. 28	Tampa Bay	4	2	0	0	0	0	0
	Dec. 5	at New Orleans	2	1	0	1	9	0	0
	Dec. 12	St. Louis	3	2	0	0	0	0	0
	Dec. 18	at Atlanta	2	1	0	0	0	1	0
	Dec. 26	at Tampa Bay	5	5	0	0	0	0	0
	Jan. 2	New Orleans	2	1	0	0	0	0	0
	Season Totals		36	24	0	1	9	3	0
2003	Sept. 7	Denver	3	1	0	0	0	0	0
	Sept. 14	at Oakland	2	1	0	0	0	0	0
	Sept. 21	Pittsburgh	3	3	0	0	0	0	0
	Sept. 28	at Cleveland	5	2	0	0	0	0	0
	Oct. 5	at Buffalo	7	5	0	0	0	0	0
	Oct. 19	Baltimore	2	0	0	0	0	0	0
	Oct. 26	Seattle	5	4	0	0	0	0	0
	Nov. 2	at Arizona	10	7	0	0	0	0	0
	Nov. 9	Houston	Inactive						
	Nov. 16	Kansas City	8	8	0	0	0	0	0
	Nov. 23	at San Diego	7	5	0	0	0	0	0
	Nov. 30	at Pittsburgh	5	4	0	1	8	1	0
	Dec. 7	at Baltimore	Inactive						
	Dec. 14	San Francisco	1	1	0	0	0	0	0
	Dec. 21	at St. Louis	2	1	0	0	0	0	0
Dec. 28	Cleveland	6	5	0	0	0	0	0	
Season Totals		66	47	0	1	8	1	0	

Hawkins Game-by-Game Statistics (Cont.)

Year	Date	Opp.	Tkls	Solo	Sacks	Int	Yds	FF	FR
2002	Sept. 8	San Diego	5	4	0	0	0	0	0
	Sept. 15	Cleveland	6	4	0	0	0	0	0
	Sept. 22	at Atlanta	7	5	0	0	0	0	0
	Sept. 29	Tampa Bay	7	6	1	0	0	0	1
	Oct. 6	at Indianapolis	3	1	0	1	0	0	0
	Oct. 13	Pittsburgh	7	6	0	0	0	0	0
	Oct. 20	Tennessee	11	8	1	0	0	1	0
	Oct. 27	at Houston	7	5	0	1	102	0	0
	Nov. 10	at Baltimore	4	3	0	0	0	0	1
	Nov. 17	Cleveland	6	4	0	0	0	0	0
	Nov. 24	at Pittsburgh	10	7	0	0	0	0	0
	Dec. 1	Baltimore	3	0	0	0	0	0	0
	Dec. 8	at Carolina	3	2	0	0	0	0	0
	Dec. 15	Jacksonville	Inactive						
	Dec. 22	New Orleans	7	6	0	0	0	0	0
	Dec. 29	at Buffalo	6	6	0	0	0	0	0
	Season	Totals		92	67	2	2	102	1
2001	Sept. 9	New England	10	4	0	0	0	0	0
	Sept. 23	Baltimore	5	1	0	1	0	0	0
	Sept. 30	at San Diego	5	1	0	0	0	0	0
	Oct. 7	at Pittsburgh	5	4	0	0	0	0	1
	Oct. 14	Cleveland	2	2	0	0	0	0	0
	Oct. 21	Chicago	5	3	0	0	0	1	0
	Oct. 28	at Detroit	7	4	0	0	0	0	0
	Nov. 11	at Jacksonville	9	8	0	0	0	0	0
	Nov. 18	Tennessee	5	4	0	1	0	1	0
	Nov. 25	at Cleveland	0	0	0	0	0	0	0
	Dec. 2	Tampa Bay	Inactive						
	Dec. 9	Jacksonville	Inactive						
	Dec. 16	at NY Jets	3	2	0	0	0	0	0
	Dec. 23	at Baltimore	5	2	0	0	0	0	0
	Dec. 30	Pittsburgh	9	8	0	1	0	0	0
	Jan. 6	at Tennessee	1	1	0	0	0	0	0
	Season	Totals		71	44	0	3	26	2
2000	Sept. 10	Cleveland	4	4	0	0	0	0	0
	Sept. 17	at Jacksonville	6	4	0	0	0	0	0
	Sept. 24	at Baltimore	4	4	0	0	0	0	0
	Oct. 1	Miami	4	4	0	0	0	0	0
	Oct. 8	Tennessee	3	3	0	0	0	0	0
	Oct. 15	at Pittsburgh	0	0	0	0	0	0	0
	Oct. 22	Denver	2	2	0	0	0	0	0
	Oct. 29	at Cleveland	0	0	0	0	0	0	0
	Nov. 5	Baltimore	4	4	0	0	0	0	0
	Nov. 12	at Dallas	4	4	0	0	0	0	0
	Nov. 19	at New England	3	2	0	0	0	0	0
	Nov. 27	Pittsburgh	3	3	0	0	0	0	0
	Dec. 3	Arizona	0	0	0	0	0	0	0
	Dec. 10	at Tennessee	3	3	0	0	0	0	0
	Dec. 17	Jacksonville	7	6	0	0	0	1	0
	Dec. 24	at Philadelphia	0	0	0	0	0	0	1
	Season	Totals		47	43	0	0	0	1
1999	Sept. 12	at Tennessee	7	5	0	0	0	2	0
	Sept. 19	San Diego	4	2	0	0	0	0	0
	Sept. 26	at Carolina	5	4	0	0	0	0	1
	Oct. 3	St. Louis	3	3	0	0	0	0	0
	Oct. 10	at Cleveland	0	0	0	0	0	0	0
	Oct. 17	Pittsburgh	6	6	0	0	0	0	0
	Oct. 24	at Indianapolis	8	8	0	0	0	0	0
	Oct. 31	Jacksonville	6	6	0	0	0	0	0
	Nov. 7	at Seattle	Inactive						
	Nov. 14	Tennessee	Inactive						
	Nov. 21	Baltimore	1	1	0	0	0	0	0
	Nov. 28	at Pittsburgh	5	5	0	0	0	0	0
	Dec. 5	San Francisco	6	6	0	0	0	0	0
	Dec. 12	Cleveland	3	2	0	0	0	0	0
	Dec. 26	at Baltimore	7	6	0	0	0	0	0
	Jan. 2	at Jacksonville	7	7	0	0	0	0	0
	Season	Totals		68	61	0	0	0	2
1998	Sept. 6	Tennessee	3	2	0	0	0	0	0
	Sept. 13	at Detroit	5	3	0	0	0	0	0
	Sept. 20	Green Bay	4	4	0	0	0	0	0
	Sept. 27	at Baltimore	5	5	1	0	0	1	0
	Oct. 11	Pittsburgh	4	4	0	0	0	0	0

Hawkins Game-by-Game Statistics (Cont.)

Oct. 18	at Tennessee	7	7	0	0	0	0	0
Oct. 25	at Oakland	2	2	0	0	0	0	0
Nov. 1	Denver	1	1	0	0	0	1	0
Nov. 8	at Jacksonville	3	3	0	0	0	0	1
Nov. 15	at Minnesota	6	6	0	2	21	0	0
Nov. 22	Baltimore	2	2	0	0	0	0	0
Nov. 29	Jacksonville	7	7	0	0	0	0	0
Dec. 6	Buffalo	5	5	0	0	0	0	0
Dec. 13	at Indianapolis	6	6	0	0	0	0	0
Dec. 20	at Pittsburgh	4	2	0	1	5	0	0
Dec. 27	Tampa Bay	6	6	0	0	0	0	0
Season	Totals	70	65	1	3	26	2	1

48 Warrick Holdman Linebacker



Height: 6-1
Weight: 243
Birthdate: 11/22/75
Texas A&M
Elsik High School
Alief, TX
7th NFL Season



NFL Acquisition: Selected by the Chicago Bears in the fourth round (106th overall) in the 1999 NFL Draft.

How Acquired: Signed by the Redskins as a unrestricted free agent on May 17, 2005.

2004 Season:

- Holdman appeared in 16 games with 14 starts for the Browns, posting 110 tackles (56 solo) with a half sack and three pass breakups.
- He finished second on the team in total tackles.
- He had a season-high 12 tackles at Cincinnati (11/28/04) and totaled three games with double-digit tackle marks.
- Against the New York Jets (11/21) he had 10 tackles (seven solo) and a half sack.

Pro Career:

2003 Season:

- In his fifth season with the Bears, returned from a knee injury to start 13 games and totaled 79 tackles, including 58 solos.
- Holdman opened the season with a season-high 12 tackles at San Francisco (9/7), adding one TFL and one forced fumble.
- He ranked second on the club with 11 tackles at Minnesota (9/14) and recorded six tackles, fourth solo, vs. Green Bay (9/29). He tied for team-high with eight tackles vs. Oakland (10/5), before leaving the game in the 2nd quarter with an ankle injury.

2002 Season:

- Holdman started first four games before suffering a season-ending right knee injury. In the games he



Holdman In Brief:

Holdman joined the Redskins as a free agent signee during the 2005 offseason and will immediately add depth to the aggressive linebacker unit that the Redskins defense employs. Having played under linebackers coach Dale Lindsey and defensive coordinator Greg Blache in Chicago, Holdman brings the experience, talent and knowledge to be effective in this system. He played five seasons in Chicago and last season in Cleveland, starting 61 games and playing in 75 with 522 tackles (342 solo) and four sacks and one INT.

played he recorded 26 tackles, one forced fumble and two pass deflections.

2001 Season:

- Holdman came back strong after rehabilitating his injured left knee, starting 15 of 16 games, ranking second on the team with a career-high 145 tackles and first with 101 solo tackles. He also tied for team-lead with three forced fumbles and recorded the first six pass deflections of his career.
- Led team vs. Minnesota on (9/23), with 12 tackles, including one forced fumble. He then had a team-high nine tackles at Atlanta on (10/7), including one sack, one forced fumble and one pass deflection.

2000 Season:

- He had a superb sophomore season, where he racked up 87 tackles despite missing the final six games of the year due to a left knee injury and also added nine tackles on special teams. He was the starting WLB for the first 10 games.

- He had a team-high 11 tackles in season-opener at Minnesota (9/3) and posted nine tackles vs. the N.Y. Giants (9/17), adding one special teams stop.
- He registered a season-high 13 tackles vs. Detroit on (9/24), including 10 solo tackles and one TFL. He equaled a team-high with 10 tackles at Green Bay on (10/1), including one forced fumble.
- Holdman made 12 tackles, including a career-high 11 solos and one TFL vs. New Orleans on (10/8).

1999 Season:

• He opened season as nickel linebacker and on special teams before landing a starting spot on the weak side. He played in all 16 games, starting the last five, and ranked fifth on the team with 75 tackles, averaging nine tackles over the final five games of the season. He also had two sacks, two forced fumbles, one fumble recovery

Single-Game Highs

Tackles: 15 at Tampa Bay (11/18/01)
Solo: 11, twice, last at Tampa Bay (11/18/01)
Sacks: 1, three times, last vs. Tampa Bay (12/16/01)
Interceptions: 1 at Detroit (12/30/01)

and 11 special teams tackles.

College/Personal:

- Holdman started 40 games for Texas A&M from 1995-98, including every game at SLB over his final three seasons, recording 294 tackles, 46 TFL, 16.5 sacks and seven forced fumbles. He played both SLB and WLB.
- He was an honorable mention All-American and first-team All-Big 12 by *College Sports News* as a senior, finishing third on his team with 95 tackles and 23 TFL. He also led Aggies with eight pass deflections and a career-high seven sacks while adding five forced fumbles, two fumble recoveries and one interception.
- Holdman was named *USA Today* National Player-of-the-Week and Big 12 Defensive Player-of-the-Week after recording eight tackles, two TFL, one sack and one fumble recovery in the end zone vs. Nebraska.
- He majored in recreation, parks and tourism sciences.
- Holdman Super Prep All-American selection, first team Class 5A all-state and all-greater Houston first team as a senior at Elsie H.S. in Alief, Texas. He was Rated as one of the top LBs in the nation after totaling 151 tackles and three sacks as a senior...Is the only child of James and Gale Taylor.

Holdman Career Statistics

	Team	G	GS	Tkls	Solo	Int	Yds	TDs	Sack(s)	FF	FR
1999	Chicago	16	5	75	49	0	0	0	2	2	1
2000	Chicago	10	10	87	63	0	0	0	0	1	0
2001	Chicago	16	15	145	101	1	0	0	1.5	3	0
2002	Chicago	4	4	26	16	0	0	0	0	1	0
2003	Chicago	13	13	79	56	0	0	0	0	1	0
2004	Cleveland	16	14	110	56	0	0	0	0.5	1	0
Career	Totals	75	61	522	341	1	0	0	4	9	1

Holdman Game-by-Game Statistics

2004	Date	Opp.	Tkls	Solo	Sacks	Int	Yds	FF	FR
	Sept. 12	Baltimore	8	7	0	0	0	0	0
	Sept. 19	at Dallas	7	3	0	0	0	0	0
	Sept. 26	at NY Giants	6	3	0	0	0	0	0
	Oct. 3	Washington	2	1	0	0	0	0	0
	Oct. 10	at Pittsburgh	5	1	0	0	0	0	0
	Oct. 17	Cincinnati	5	3	0	0	0	0	0
	Oct. 24	Philadelphia	6	3	0	0	0	0	0
	Nov. 7	at Baltimore	6	1	0	0	0	0	0
	Nov. 14	Pittsburgh	7	4	0	0	0	0	0
	Nov. 21	NY Jets	10	7	0.5	0	0	0	0
	Nov. 28	at Cincinnati	12	6	0	0	0	0	0
	Dec. 5	New England	8	6	0	0	0	1	0
	Dec. 12	at Buffalo	8	2	0	0	0	0	0
	Dec. 19	San Diego	12	4	0	0	0	0	0
	Dec. 26	at Miami	3	2	0	0	0	0	0
	Jan. 2	at Houston	5	3	0	0	0	0	0
	Season	Totals	110	56	0.5	0	0	1	0
2003	Date	Opp.	Tkls	Solo	Sacks	Int	Yds	FF	FR
	Sept. 7	at San Francisco	12	10	0	0	0	1	0
	Sept. 14	at Minnesota	11	9	0	0	0	0	0
	Sept. 29	Green Bay	6	4	0	0	0	0	0
	Oct. 5	Oakland	8	6	0	0	0	0	0
	Oct. 12	at New Orleans	Inactive						
	Oct. 19	at Seattle	Inactive						
	Oct. 26	Detroit	Inactive						
	Nov. 2	San Diego	3	1	0	0	0	0	0
	Nov. 9	at Detroit	5	3	0	0	0	0	0
	Nov. 16	St. Louis	2	2	0	0	0	0	0
	Nov. 23	at Denver	2	2	0	0	0	0	0
	Nov. 30	Arizona	5	4	0	0	0	0	0
	Dec. 7	at Green Bay	9	6	0	0	0	0	0
	Dec. 14	Minnesota	5	3	0	0	0	0	0
	Dec. 21	Washington	4	3	0	0	0	0	0
	Dec. 28	at Kansas City	7	3	0	0	0	0	0
	Season	Totals	79	56	0	0	0	1	0

Holdman Game-by-Game Statistics

Year	Date	Opp.	Tkls	Solo	Sacks	Int	Yds	FF	FR
2002	Sept. 8	Minnesota	8	4	0	0	0	0	0
	Sept. 15	at Atlanta	8	6	0	0	0	0	0
	Sept. 22	New Orleans	5	4	0	0	0	0	0
	Sept. 29	at Buffalo	5	2	0	0	0	1	0
	Oct. 7	Green Bay	Injured Reserve						
	Oct. 20	at Detroit	Injured Reserve						
	Oct. 27	at Minnesota	Injured Reserve						
	Nov. 3	Philadelphia	Injured Reserve						
	Nov. 10	New England	Injured Reserve						
	Nov. 18	at St. Louis	Injured Reserve						
	Nov. 24	Detroit	Injured Reserve						
	Dec. 1	at Green Bay	Injured Reserve						
	Dec. 9	at Miami	Injured Reserve						
	Dec. 15	NY Jets	Injured Reserve						
	Dec. 22	at Carolina	Injured Reserve						
	Dec. 29	Tampa Bay	Injured Reserve						
		Season Totals		26	16	0	0	0	1
2001	Sept. 9	at Baltimore	6	5	0	0	0	0	0
	Sept. 23	Minnesota	12	10	0	0	0	1	0
	Oct. 7	at Atlanta	9	4	0.5	0	0	1	0
	Oct. 14	Arizona	11	9	0	0	0	0	0
	Oct. 21	at Cincinnati	4	1	0	0	0	0	0
	Oct. 28	San Francisco	12	10	0	0	0	0	0
	Nov. 4	Cleveland	7	3	0	0	0	0	0
	Nov. 11	Green Bay	8	6	0	0	0	0	0
	Nov. 18	at Tampa Bay	15	11	0	0	0	0	0
	Nov. 25	at Minnesota	7	7	0	0	0	0	0
	Dec. 2	Detroit	10	4	0	0	0	0	0
	Dec. 9	at Green Bay	10	6	0	0	0	0	0
	Dec. 16	Tampa Bay	10	7	1	0	0	1	0
	Dec. 23	at Washington	7	5	0	0	0	0	0
	Dec. 30	at Detroit	8	7	0	1	0	0	0
	Jan. 6	Jacksonville	9	6	0	0	0	0	0
		Season Totals		145	101	1.5	1	0	3
Postseason	Jan. 19	Philadelphia							
2000	Sept. 3	at Minnesota	11	7	0	0	0	0	0
	Sept. 10	at Tampa Bay	2	1	0	0	0	0	0
	Sept. 17	NY Giants	9	7	0	0	0	0	0
	Sept. 24	Detroit	13	10	0	0	0	0	0
	Oct. 1	at Green Bay	10	7	0	0	0	1	0
	Oct. 8	New Orleans	12	11	0	0	0	0	0
	Oct. 15	Minnesota	7	6	0	0	0	0	0
	Oct. 22	at Philadelphia	5	4	0	0	0	0	0
	Nov. 5	Indianapolis	8	6	0	0	0	0	0
	Nov. 12	at Buffalo	10	4	0	0	0	0	0
	Nov. 19	Tampa Bay	Inactive						
	Nov. 26	at NY Jets	Injured Reserve						
	Dec. 3	Green Bay	Injured Reserve						
	Dec. 10	New England	Injured Reserve						
	Dec. 17	at San Francisco	Injured Reserve						
	Dec. 24	at Detroit	Injured Reserve						
		Season Totals		87	63	0	0	0	1
1999	Sept. 12	Kansas City	2	2	0	0	0	0	0
	Sept. 19	Seattle	1	0	1	0	0	0	0
	Sept. 26	at Oakland	1	0	0	0	0	0	0
	Oct. 3	New Orleans	3	1	1	0	0	1	0
	Oct. 10	at Minnesota	4	3	0	0	0	0	0
	Oct. 17	Philadelphia	0	0	0	0	0	0	1
	Oct. 24	at Tampa Bay	1	1	0	0	0	0	0
	Oct. 31	at Washington	3	3	0	0	0	0	0
	Nov. 7	at Green Bay	1	1	0	0	0	0	0
	Nov. 14	Minnesota	5	4	0	0	0	0	0
	Nov. 21	at San Diego	8	4	0	0	0	0	0
	Nov. 25	at Detroit	11	7	0	0	0	0	0
	Dec. 5	Green Bay	11	8	0	0	0	1	0
	Dec. 19	Detroit	7	3	0	0	0	0	0
	Dec. 26	at St. Louis	9	8	0	0	0	0	0
	Jan. 2	Tampa Bay	8	4	0	0	0	0	0
		Season Totals		75	49	2	0	0	2

OWNERSHIP

COACHES

PLAYERS

STATISTICS

RECORDS

HISTORY

SIDELINES

84 Taylor Jacobs

Wide Receiver



Height: 6-0
Weight: 202
Birthdate: 5/30/81
Florida
Florida A&M High School
Tallahassee, FL
3rd NFL Season



How Acquired: Taylor was selected by the Redskins in the second round (44th overall) of the 2003 NFL Draft.

2004 Season:

- Jacobs began to emerge last season when he started four games and played in 15 and had 16 catches for 178 yards and a long of 45 yards.
- He had a season-high five catches for 30 yards vs. Green Bay (10/31).
- At Detroit (11/7), Jacobs blocked a punt that was returned by Walt Harris for a touchdown.
- In the season finale against Minnesota (1/2), he had three catches for 56 yards including a career-long 45-yard reception to set-up a touchdown.

Pro Career:

2003 Season:

- Jacobs appeared in eight games for the Redskins and caught three passes for 37 yards and a touchdown. After a promising training camp, Jacobs suffered an abdominal injury during the final preseason game and fought the injury throughout the beginning of the season.
- He made his NFL debut as a reserve wideout and special teamer vs. New England (9/28).
- Jacobs made his first career reception at Philadelphia (10/3), a four-yard catch.
- He scored his first career touchdown on a 14-yard out route from Patrick Ramsey at Dallas (11/2).
- At the end of the season, Jacobs began contributing on special teams. He finished with two special teams tackles.

College/Personal:

- Jacobs played in 44 games at Florida with 18 starts for 1,397 plays and also played in the 2000 Citrus Bowl and the 2001 Sugar Bowl and started the 2002 Orange Bowl.
- He ranks eighth in school history with 133 career receptions and ninth with 2,097 career-receiving yards and averaged 15.7 yards per catch and 16 touchdowns.
- During his senior season, he was considered Florida's and the SEC's most productive receiver. Jacobs started all 11 games and led the receivers with 699

Jacobs In Brief:



Jacobs is now in his third season with the Redskins after solid performances on special teams and breaking into the lineup at receiver. He has started four games and played in 23 during his career, with 19 catches for 215 yards with one touchdown. Last season he started the first four games of his career and played in 15 with 16 catches for 178 yards. He was drafted by the Redskins in the second round (44th overall) after finishing his college career ranked eighth in catches with 133 and ninth in yards (2,097) at Florida.

plays. He was one of 10 semifinalists for the Biletnikoff Award and was first-team All-SEC.

- He was named MVP of the 2002 Orange Bowl after torching Maryland with 10 catches for 170 yards and two touchdowns.
- After completing his senior season, he was selected to play in the Senior Bowl and the Hula Bowl. His 6.45 catches per game ranks second in school history, behind Carlos Alvarez's 8.8 catches per game in 1969, while he finished with a record 71 receptions by a senior, a total that ranks third overall in school history.
- He ranks fifth in UF history with 98.9 receiving yards per game and seventh with 1,088 receiving yards in a season. He also led the SEC and UF in receiving yards per game (98.9) and receptions per game (6.45) and posted a school record-breaking 246 yards receiving vs. UAB, the seventh best in SEC history.
- He set a Gator game record, averaging 30.75 yards per catch (min. eight receptions) vs. UAB and was named SEC Offensive Player of the Week for his performance. He was one of eight UF players to have consecutive 100-yard receiving games (TN, KY in 2002) in school history and finished tied for third in UF history with combined catches in two consecutive games (21) and ranked fourth with yards combined in two consecutive games (324) vs. Tennessee and Kentucky.
- He also has a background in track, and qualified for the 2002 NCAA Indoor Track and Field Championships in the 200-meter dash with the eighth fastest time in UF history.
- Jacobs was one of the state's top wide receiver prospects who gained All-American recognition towards

the end of his career at Florida A & M High School. His father Harry, was his coach at FAMU High. He was named to *PrepStar's* All-America Team and that publication ranked him the top dozen wide receiver prospects in the SEC region. He also lettered in baseball and track.

• His father was a standout running back at South Carolina State. He grew up on a farm outside of Tallahassee with horses, dogs and a lake. He was also a top shortstop/centerfield prospect in high school, and

in 10th grade his fastball was clocked at 94.5 mph. He is inspired by his brother, Evan, who has Down Syndrome.

• He has a daughter, Grace.

Single-Game Highs

Receptions: 5 vs. Green Bay (10/31/04)
Yards: 56 vs. Minnesota (1/2/05)
Long: 45 vs. Minnesota (1/2/05)

Jacobs Career Statistics

	Team	G	GS	Rec	Yds	Avg	Long	TDs	Att	Yds	Avg	Long	Tds
2003	Washington	8	0	3	37	12.3	19t	1	0	0	0	0	0
2004	Washington	15	4	16	178	11.1	45	0	1	-6	-6	-6	0
Career	Totals	23	4	19	215	11.3	45	1	1	-6	-6	-6	0

Jacobs Game-by-Game Statistics

Year	Date	Opp	Rec.	Yards	Avg.	Long	TD	Att.	Yards	Avg.	Long	TD
2004	Sept. 12	Tampa Bay	Did Not Play									
	Sept. 19	at NY Giants	0	0	0.0	0	0	0	0	0.0	0	0
	Sept. 27	Dallas	0	0	0.0	0	0	0	0	0.0	0	0
	Oct. 3	at Cleveland	0	0	0.0	0	0	0	0	0.0	0	0
	Oct. 10	Baltimore	2	18	9.0	14	0	0	0	0.0	0	0
	Oct. 17	at Chicago	0	0	0.0	0	0	0	0	0.0	0	0
	Oct. 31	Green Bay	5	30	6.0	9	0	0	0	0.0	0	0
	Nov. 7	at Detroit	0	0	0.0	0	0	0	0	0.0	0	0
	Nov. 14	Cincinnati	4	37	9.3	14	0	0	0	0.0	0	0
	Nov. 21	at Philadelphia	0	0	0.0	0	0	0	0	0.0	0	0
	Nov. 28	at Pittsburgh	0	0	0.0	0	0	0	0	0.0	0	0
	Dec. 5	NY Giants	0	0	0.0	0	0	0	0	0.0	0	0
	Dec. 12	Philadelphia	0	0	0.0	0	0	0	0	0.0	0	0
	Dec. 18	at San Francisco	0	0	0.0	0	0	0	0	0.0	0	0
	Dec. 26	at Dallas	2	37	18.5	27	0	0	0	0.0	0	0
	Jan. 2	Minnesota	3	56	18.7	45	0	1	-6	-6.0	-6	0
	Season	Totals	16	178	11.1	45	0	0	-6	-6.0	-6	0
2003	Sept. 4	NY Jets	Inactive									
	Sept. 14	at Atlanta	Inactive									
	Sept. 21	NY Giants	Inactive									
	Sept. 28	New England	0	0	0.0	0	0	0	0	0.0	0	0
	Oct. 5	at Philadelphia	1	4	4.0	4	0	0	0	0.0	0	0
	Oct. 12	Tampa Bay	3rd QB									
	Oct. 19	at Buffalo	3rd QB									
	Nov. 2	at Dallas	1	19	19.0	19	1	0	0	0.0	0	0
	Nov. 9	Seattle	0	0	0.0	0	0	0	0	0.0	0	0
	Nov. 16	at Carolina	0	0	0.0	0	0	0	0	0.0	0	0
	Nov. 23	at Miami	0	0	0.0	0	0	0	0	0.0	0	0
	Nov. 30	New Orleans	1	14	14.0	14	0	0	0	0.0	0	0
	Dec. 7	at NY Giants	0	0	0.0	0	0	0	0	0.0	0	0
	Dec. 14	Dallas	Inactive									
	Dec. 21	at Chicago	Inactive									
Dec. 27	Philadelphia	Did Not Play										
Season	Totals	3	37	12.3	19	1	0	0	0.0	0	0	

76 Jon Jansen

Offensive Tackle



Height: 6-6
Weight: 308
Birthdate: 1/28/76
Michigan
Clawson High School
Clawson, MI
6th NFL Season



Jansen in Brief:



Jansen is the senior and unquestioned leader of the Washington Redskins, leading all players with his seven straight years of service in the burgundy-and-gold. His season was lost in 2004 due to an Achilles injury suffered in the Hall of Fame game, the first preseason game. Considered one of the most dominant and durable tackles in the league, Jansen is back 100% healthy in 2005. Jansen has been one of the team's captains for the past two seasons. He has been the Redskins most consistent and relied upon players since being drafted by the team in the second round (37th overall) in the 1999 NFL Draft. Prior to his injury, Jansen had never missed a game in 80 straight NFL starts.

How Acquired: Washington selected Jansen in the second round (37th overall) of 1999 NFL Draft.

2004 Season:

- Jansen ruptured his Achilles tendon in the preseason exhibition Hall of Fame game on (8/9) and was out for the entire season.
- He spent the season in rehabilitation and around the facility during the course of year supporting the coaching staff and his teammates.

Pro Career:

2003 Season:

- Jansen played in and started all 16 games at right tackle for the Redskins for the fifth straight season and was team captain. He was matched up with some of the league's best pass rushers week-to-week, holding his own and help shutting down opponent defenses.
- He held Pro Bowl defensive end Michael Strahan to zero sacks and only two tackles vs. New York Giants (9/21).

2002 Season:

- At the conclusion of the 2002 season, Jansen was voted by teammates as the recipient of the NFL's 'Unsung Hero' Award.
- Jansen started all 16 games at right tackle for the fourth straight season, living up to his nickname: "The Rock".
- He is regarded as one of the best tackles in the NFL and part of the best bookend tandem of tackles when paired with Pro Bowler Chris Samuels.
- Jansen helped the Redskins rush for 1,889 yards.

2001 Season:

- Jansen started all 16 games for the third straight season. He has started every game in his career (50, including two playoff games).
- He earned the game ball, along with the rest of the offensive line, for making way for the offense to rush for a season-high 226 yards in the Redskins 27-14 win over Seattle (11/4). He and the unit earned another game ball for their outstanding play in Week 16 after the Redskins beat the Saints 40-10.
- Jansen's blocking helped running back Stephen Davis eclipse the team record with 1,432 yards rushing, third in

the NFL and first in the NFC.

2000 Season:

- On an offensive line decimated with injuries, Jansen didn't miss a snap. He was one of four players on offense to start each game and has now started every game in his career (34), including two playoff contests.

1999 Season:

- Jansen was a valuable addition to a Skins offensive line that allowed 31 sacks compared with a franchise record 61 in 1998. He started all 16 regular season games and both playoff games.
- He made a huge impact in mini-camp, training camp and the preseason, impressing coaches with his ability to grasp the Redskins system. He was part of an offensive line that earned game balls for allowing no sacks in a 50-21 win over the Giants in Week 2.

College/Personal:

- Jansen was a two-time First-Team All-Big Ten selection at Michigan. He set a school record with 50 straight starts, all at RT, earning the nickname "Rock."
- As a senior in 1998, he was named a First-Team All-American by the Burger King American Football Coaches Association. He paced Michigan's down lineman with 106 knockdowns on an offense that gained 4,955 yards.
- He was Michigan's co-captain as a senior and junior and fortified an offense that posted 4,652 yards en route

to the National Championship.

- Jansen earned All-Midwest and Detroit News Blue Chip honors as a TE at Clawson High (MI).
- He posted 68 career catches and made 202 tackles, four sacks and four INTs at LB to earn Oakland County Defensive MVP honors.
- Jansen and his wife, Martha, live in Purcellville, VA with their dogs Rocket, Roscoe, Diesel and Tug.
- For the past three NFL Drafts, he served as an ESPN analyst. Along with four other NFL veterans, he took part in a roundtable discussion commenting on his draft experiences, thoughts on the draft and the offseason.

Jansen Career Statistics

	Team	G	GS
1999	Washington	16	16
2000	Washington	16	16
2001	Washington	16	16
2002	Washington	16	16
2003	Washington	16	16
2004	Washington	Injured Reserve	
Career	Totals	80	80

23 Ade Jimoh Defensive Back



Height: 6-1
Weight: 190
Birthdate: 4/18/80
Utah State
El Camino Real H.S.
Canoga Park, CA
3rd NFL Season



How Acquired: The Redskins signed Jimoh in April 2003 as an undrafted rookie free agent.

2004 Season:

- Jimoh played in 15 games as a reserve and solid special teams contributor.
- He finished the season with five tackles (five solo) and also placed tied for third on the team in special teams stops with 20.
- In the season opener vs. Tampa Bay (9/12), Jimoh had a team-high five special teams tackles.
- He was placed on injured reserve on December 29 after suffering an ankle injury.

Pro Career:

2003 Season:

- Jimoh appeared in all 16 games with the Redskins as a reserve cornerback but primarily on special teams.
- He posted five tackles (four solo), all in one game at Chicago (12/21) due to injury.
- He also had five special teams tackles.

College/Personal:

- Jimoh played collegiate ball at Utah State, playing in all 11 games for the Aggies in 2002. He recorded one interception for three yards and 53 tackles (34 solo). He



Jimoh In Brief:

Jimoh has developed into a bright addition to the Redskins secondary and the special teams units in his two seasons with the club. He placed fourth on the squad in teams tackles with 20 this past season and played in 15 games as a reserve on defense.

started nine games at cornerback in 2001 and registered 39 tackles and an interception.

- He started all 11 games at left corner his sophomore campaign in 2000 and earned second team All-Big West honors. He also shared the team lead with two interceptions and had a team-high 12 pass deflections and a blocked kick.
- He grew up in Canoga Park, CA and attended El Camino Real High School where he was a two-year letterman and was a second-team all-league selection as well as a preseason third-team all-area pick.
- He also played basketball and ran track and was named the school's top scholar-athlete and earned an academic scholarship to Utah State.
- He is married to Elizabeth and has two daughters, Jenessa and Jenae.
- Jimoh majored in marketing at Utah State.

Jimoh Career Statistics

	Team	G	GS	Tkls	Solo	Int	Yds	TDs	Sack(s)	FF	FR
2003	Washington	16	0	5	4	0	0	0	0	0	0
2004	Washington	15	0	5	5	0	0	0	0	0	0
Career	Totals	31	0	10	9	0	0	0	0	0	0

34 Andre Lott

Defensive Back



Height: 5-10
Weight: 195
Birthdate: 5/31/79
Tennessee
Melrose High School
Memphis, TN
4th NFL Season



Lott In Brief:



Lott has provided depth in the secondary and a strong presence on special teams in his three seasons with the Redskins. His season was cut short in 2004 due to a pectoral injury. He has played in 27 games and has 15 tackles (10 solo) and a sack. In 2003, he played in 11 games and had 10 tackles (seven solo), while as a rookie in 2002 he had one sack and five tackles (three solo). Lott also finished eighth on the team in special teams stops with six and finished fifth with 13 in 2002.

How Acquired: Lott was selected by the Redskins in the fifth round (159th overall) of the 2002 NFL Draft.

2004 Season:

Lott played in four games with three starts before suffering a season-ending pectoral injury vs. Green Bay (10/31). He was placed on injured reserve on 11/1/04.

Pro Career:

2003 Season:

Lott played in 11 games as a reserve defensive back and special teamer, missing four games due to a sprained ankle.

He finished with a career-high 10 tackles (seven solo) and six special teams tackles. All of his special teams stops came on kickoff coverage, placing him eighth on the squad in special teams tackles.

He had his best game at Chicago (12/21) when he posted four defensive tackles and one special teams stop.

2002 Season:

He finished his rookie season with five tackles (three solo), one for loss and one sack. He finished fifth on the squad in special teams tackles with 13.

He appeared in all 16 games both on defense and special teams for the Redskins. He finished with five tackles (three solo), one for loss and one sack on defense.

He made his NFL debut in Week 1 vs. Arizona (9/8).

He recorded his first career defensive tackle at the New York Giants (11/17), while also adding a special teams stop. He recorded three tackles on defense in the span of two games, NY Giants (12/8) and at Philly (12/15).

In the season finale against Dallas (12/29), he posted his first career sack when he ran down quarterback Chad Hutchinson and pulled him down for -6 yards.

College/Personal:

Lott was an All-Southeastern Conference first-team pick by the league's coaches from Tennessee. He started the first seven contests at left corner, serving as defensive squad captain, recording 28 tackles (24 solo) with a 10-yard sack and also deflected four passes.

In 2000, Lott was a Jim Thorpe Award semifinalist and an All-SEC second-team choice by the Associated

Press and *The Sporting News*. He recorded 55 tackles (39 solos) with a 4-yard sack, two stops for losses of five yards, intercepted a pass and deflected seven others.

In 1999, Lott started all year at right cornerback, deflecting 10 passes and recording 45 tackles (38 solo). He also intercepted a pass and recovered two fumbles.

In the Fiesta Bowl versus Florida State, Lott was credited with two solo tackles.

As a three-year starter at corner for Melrose HS (Memphis, TN), Lott was listed No. 1 in the state by *Knoxville News-Sentinel*, No. 2 by *Chattanooga Free Press*, and No. 3 by *Chattanooga Times*. His team reached the playoffs each of his three seasons, compiling a 33-6 record over that period. As Memphis' Defensive Player of the Year, he had 88 tackles, 12 sacks, 10 INTs and three fumble recoveries. As a junior, Lott registered six interceptions and caused five fumbles. On the other side of the ball, he had seven touchdowns on receptions and two on rushes as a junior combo running back/wide receiver. Over his career he recorded 250 tackles and 17 interceptions.

Lott also participated in track and baseball.

At Tennessee, Lott was an urban studies major.

Lott married in the 2005 offseason to wife Jackie.

Single-Game Highs

Total Tackles: 6 vs. Tampa Bay (9/12/04)

Solo Tackles: 4 vs. Tampa Bay (9/12/04)


Sacks: 1 vs. Dallas (12/29/02)

Lott Career Statistics


	Team	G	GS	Tkls	Solo	Int	Yds	TDs	Sack(s)	FF	FR
2002	Washington	16	0	5	3	0	0	0	1	0	0
2003	Washington	11	0	10	7	0	0	0	0	0	0
2004	Washington	4	3	13	7	0	0	0	0	0	0
Career	Totals	31	3	28	17	0	0	0	1	0	0

98 Lemar Marshall

Linebacker



Height: 6-2
 Weight: 232
 Birthdate: 12/17/76
 Michigan State
 St. Xavier High School
 Cincinnati, OH
 4th NFL Season



NFL Acquisition: Marshall signed with Tampa Bay as an undrafted free agent on April 19, 1999.

How Acquired: Signed with the Redskins as a free agent on December 26, 2001.

2004 Season

- Marshall played in 16 games with 14 starts, making his first career start in Week 3 against the Dallas Cowboys on Monday Night Football.
- He finished sixth on the team in tackles with a career-high 82 (52 solo).
- Marshall also recorded a career-best 1.5 sacks.
- Marshall posted two 10+ tackle games: against Green Bay (10/31) and at Dallas (12/26).
- He recorded 10 stops in special teams coverage.

Pro Career:

2003 Season:

- Marshall played in 12 games, primarily on special teams units but also logged some action at reserve linebacker.
- Marshall made a big play on defense against the Giants (12/7) when he had a half sack.
- He finished fourth on the team in special teams stops with 14, including a three-tackle performance on coverage units at Buffalo (10/19).

2002 Season:

- Marshall made his professional debut in Week 1 against Arizona. He went on to play all 16 games as a reserve linebacker and on special teams coverage units. He posted seven tackles (four solo) and nine special teams tackles. He recorded eight on kickoff coverage and one on punt coverage.
- He posted his first career defensive tackle vs. New Orleans (10/13) and added two at Green Bay (10/20). Against Indianapolis (10/27) and at Seattle (11/3), he



Marshall In Brief:

Marshall is a tremendous athlete and hard worker who enjoyed a break-out season in 2004. He appeared in all 16 games with 14 starts due to an injury to linebacker LaVar Arrington. He finished sixth on the team in tackles with a career-high 82 (52 solo). He also posted a career-high 1.5 sacks. Marshall has played in 44 games during his career, collecting 92 tackles (58 solo) and two sacks. He joined the Redskins prior to the 2002 season after stints with Denver, Philadelphia and Tampa Bay. He joined the NFL as an undrafted free agent with the Buccaneers in 1999 from Michigan State.

recorded two special teams tackles.

- He posted two tackles at Jacksonville (11/10) and made appearances against the Giants (11/17) and St. Louis (11/24). At Dallas on Thanksgiving (11/28), he recorded two tackles and one special teams tackle.
- He posted a special teams stop against both the Giants (12/8) and at Philadelphia (12/15) and then finished the last two games as a reserve.

2001 Season:

- Marshall spent training camp with the Denver Broncos and was released in early September.

2000 Season:

- He spent training camp with the Philadelphia Eagles and was released prior to the season but spent some time on the practice squad.

1999 Season:

- He joined the league as an undrafted free agent with the Tampa Bay Buccaneers and spent some time on their practice squad.

College/Personal:

- At Michigan State, Marshall lettered four years, compiling 261 tackles and 27 passes defensed. As a senior, he finished third on the team with a career-high 101 tackles, and also recorded two interceptions, breaking up 16 other passes.
- He started four of 12 games at SS as a junior, recording 79 tackles. Marshall posted 54 stops in 12 games as a sophomore.
- He majored in merchandising management at Michigan State.
- Marshall was a first-team All-State pick as a senior at St. Xavier High School in his hometown of Cincinnati.

- He is married to Donecia, and the couple has three children: Zelyn, Taylor, and Milan.
- Lemar and Donecia founded "A Clearer Future Foundation", dedicated to paving the way to a brighter future for kids by providing preventative eye care - through education, visitation and prevention.

Single-Game Highs

Tackles: 10, twice, last at Dallas (12/26/04)

Solo: 8 at Dallas (12/26/04)

Sacks: 1 at Pittsburgh (11/28/04)

Marshall Career Statistics

	Team	G	GS	Tkls	Solo	Int	Yds	TDs	Sack(s)	FF	FR
2002	Was	16	0	7	4	0	0	0	0	0	0
2003	Was	12	0	3	2	0	0	0	0.5	0	0
2004	Was	16	14	82	52	0	0	0	1.5	1	0
Career	Totals	44	14	92	58	0	0	0	2	1	0

Marshall Game-by-Game Statistics

2004	Date	Opp.	Tkls	Solo	Sacks	Int	Yds	FF	FR
	Sept. 12	Tampa Bay	0	0	0	0	0	0	0
	Sept. 19	at NY Giants	0	0	0	0	0	0	0
	Sept. 27	Dallas	1	1	0	0	0	0	0
	Oct. 3	at Cleveland	7	6	0	0	0	0	0
	Oct. 10	Baltimore	7	3	0	0	0	0	0
	Oct. 17	at Chicago	5	4	0	0	0	0	0
	Oct. 31	Green Bay	10	6	0	0	0	0	0
	Nov. 7	at Detroit	4	3	0	0	0	0	0
	Nov. 14	Cincinnati	6	3	0	0	0	1	0
	Nov. 21	at Philadelphia	4	2	0	0	0	0	0
	Nov. 28	at Pittsburgh	8	5	1	0	0	0	0
	Dec. 5	NY Giants	7	3	0	0	0	0	0
	Dec. 12	Philadelphia	2	1	0	0	0	0	0
	Dec. 18	at San Francisco	4	2	0	0	0	0	0
	Dec. 26	at Dallas	10	8	0	0	0	0	0
	Jan. 2	Minnesota	7	5	0.5	0	0	0	0
	Season	Totals	82	52	1.5	0	0	1	0
2003	Date	Opp.	Tkls	Solo	Sacks	Int	Yds	FF	FR
	Sept. 21	NY Giants	0	0	0	0	0	0	0
	Oct. 12	Tampa Bay	0	0	0	0	0	0	0
	Oct. 19	at Buffalo	0	0	0	0	0	0	0
	Nov. 2	at Dallas	0	0	0	0	0	0	0
	Nov. 9	Seattle	2	1	0	0	0	0	0
	Nov. 16	at Carolina	0	0	0	0	0	0	0
	Nov. 23	at Miami	0	0	0	0	0	0	0
	Nov. 30	New Orleans	0	0	0	0	0	0	0
	Dec. 7	at NY Giants	0	0	0.5	0	0	0	0
	Dec. 14	Dallas	0	0	0	0	0	0	0
	Dec. 21	at Chicago	0	0	0	0	0	0	0
	Dec. 27	Philadelphia	1	1	0	0	0	0	0
	Season	Totals	3	2	0.5	0	0	0	0
2002	Date	Opp.	Tkls	Solo	Sacks	Int	Yds	FF	FR
	Sept. 8	Arizona	0	0	0	0	0	0	0
	Sept. 16	Philadelphia	0	0	0	0	0	0	0
	Sept. 22	at San Francisco	0	0	0	0	0	0	0
	Sept. 29	at Tennessee	0	0	0	0	0	0	0
	Oct. 6	New Orleans	1	1	0	0	0	0	0
	Oct. 13	at Green Bay	2	1	0	0	0	0	0
	Oct. 20	Indianapolis	0	0	0	0	0	0	0
	Oct. 27	at Seattle	0	0	0	0	0	0	0
	Nov. 3	at Jacksonville	2	1	0	0	0	0	0
	Nov. 10	at NY Giants	0	0	0	0	0	0	0
	Nov. 17	St. Louis	0	0	0	0	0	0	0
	Nov. 24	at Dallas	2	1	0	0	0	0	0
	Dec. 8	NY Giants	0	0	0	0	0	0	0
	Dec. 15	at Philadelphia	0	0	0	0	0	0	0
	Dec. 22	Houston	0	0	0	0	0	0	0
	Dec. 29	Dallas	0	0	0	0	0	0	0
	Season	Totals	7	4	0	0	0	0	0

85 Darnerien McCants

Wide Receiver



Height: 6-3
Weight: 215
Birthdate: 8/1/78
Delaware State
Anne Arundel High School
Gambrills, MD
4th NFL Season



How Acquired: McCants was selected by the Redskins in the fifth round (154th overall) of the 2001 NFL Draft.

2004 Season:

- McCants appeared in five games with one start and was inactive for 10 (coaches decision, not due to injury).
- He made his 2004 debut in Week 10 against the Cincinnati Bengals, recording two catches for 46 yards.
- He finished the season with five receptions for 71 yards.

Pro Career:

2003 Season:

- McCants appeared in 15 games and logged one start, gaining the nod when the Redskins came out in a three receiver set at Dallas (11/2).
- He finished the season with 27 catches for 360 yards and six touchdowns. He tied for the team-lead in receiving touchdowns with Laveranues Coles.
- He made the most of his catches, snagging six touchdowns on only 27 catches.
- He began the season with a key touchdown catch against the New York Jets (9/4), grabbing a four-yard touch pass from quarterback Patrick Ramsey.
- He tallied career-highs in catches (four) and yards (79) at Philadelphia (10/3) also catching a 32-yard touchdown pass to bring the Redskins within two points with just over a minute remaining in regulation.

2002 Season:

- McCants saw his first action as a pro in 2002 and posted 21 catches for 256 yards and two touchdowns with an avg. of 12.2 yards and a 32-yard long. He appeared in nine games, starting one.
- After being inactive or not playing for the first six games of the season, McCants made his pro debut against Indy (10/27) in Week 8 and caught three passes for 49 yards including a nine-yard touchdown reception. Against Seattle (11/3), he posted one reception for an 11-yard touchdown.
- He made his first start at Philly (12/15) and posted four catches for 39 yards and a long of 15.
- He finished as the leading receiver in the season finale at home against Dallas (12/29), with six catches for 60 yards (career-high) with a long of 18.



McCants In Brief:

McCants has played three seasons with the Redskins, and in 29 games with three starts he has collected 53 catches for 687 yards and eight scores. His break-out season came in 2003 when he recorded 27 catches for 360 yards and tied for a team-lead in touchdown catches with six.

2001 Season:

- McCants was selected in fifth-round of the 2001 NFL Draft (154th overall) but was inactive for all 16 games.

College/Personal:

- At Delaware State, McCants played his best season as a senior, at tight end, tallying career-highs of 36 catches, 692 receiving yards and 18 TDs. His TD total set Delaware State and MEAC records, and was No. 1 in Division I-AA.
- He also finished seventh in I-AA in scoring with 116 points on 19 TDs, one being a 51-yard kickoff return, and a two-point conversion. McCants was named to the All-MEAC First Team and the *Sports Network, Walter Camp and Sheridan Broadcast Network Black College All-America* teams.
- He set a school and MEAC single-game record with five TD catches against both Liberty (9/23/00) and North Carolina A&T (11/4/00).
- At Arundel High School in Gambrills, MD, he was an All-State, All-County and All-Metro selection in his only season of organized high school football. He led his teams to county and regional championships in football. He also lettered in basketball, helping the team to county and regional titles.
- McCants is also an accomplished artist, putting together works in just about every form, including painting, sculpture and photography.
- McCants is one of the most active players, if not the most active player on the Redskins roster in community service outreach. He stays active and works very closely with the Washington Redskins Charitable Foundation and plans to establish his own foundation.
- In 2004, took part in a PSA with teammates to encourage children to get involved in the Redskins' All Stars program and take part in community service.
- McCants took part in a photo shoot with Clinton Portis in 2004 encouraging people to get involved in the Charitable Foundation's Yards For Youth program.



- He also helped distribute food for the annual Thanksgiving Food Drive at FedExField and distributed toys for the Skins' Santa Shop during the holidays.
- He was the Redskins NFL Walter Payton Man of the Year in 2003 and was named one of 2003's Washingtonians of the Year by Washingtonian Magazine and was a Kids Choice award recipient.
- His pride and joy is his Doberman dog, Jo.

• His hobbies include music, songwriting and mentoring children. He graduated with a degree in art education.

Single-Game Highs

Receptions: 4, twice, last vs. Philadelphia (10/3/03)

Yards: 79 vs. Philadelphia (10/3/03)

Touchdowns: 1, eight times, last at N.Y. Giants (12/7/03)

McCants Career Statistics

Team	G	GS	Rec	Yds	Avg	Long	TDs	Att	Yds	Avg	Long	TDs
2002 Washington	9	1	21	256	12.2	32	2	1	9	9.0	9	0
2003 Washington	15	1	27	360	13.3	32t	6	0	0	0	0	0
2004 Washington	5	1	5	71	14.2	27	0	0	0	0	0	0
Career Totals	29	3	53	687	13.0	32t	8	1	9	9.0	9	0

69 Jim Molinaro

Offensive Lineman



Height: 6-6
Weight: 310
Birthdate: 4/27/81
Notre Dame
Bethlehem High School
Bethlehem, PA
2nd NFL Season



How Acquired: Molinaro was selected by the Redskins in the fifth round (180th overall) of the 2004 NFL Draft.

2004 Season:

- Molinaro appeared in 11 games his rookie season, playing in his first professional game Week 1 against the Tampa Bay Buccaneers.
- He saw action mostly on special teams and in goal line defense.

College/Personal:

- In 2003, Molinaro started every game for the Fighting Irish and graded out at 83.1% for blocking consistency as he posted 104 knockdown blocks.
- He was named All-Independent and Super Sleeper selection by *The NFL Draft Report*.
- In 2002, Molinaro appeared in every game for the Fighting Irish and had two starts, mostly playing as a reserve offensive lineman and special teams.
- He started at right tackle against Southern Cal and then started at left tackle against Rutgers and North Carolina State.
- In 2001, he appeared in six games, seeing most of his action on special teams but played at right tackle extensively vs. Navy.
- After redshirting in 1999, Molinaro played as a reserve defensive tackle in 2000 and posted a solo tackle.
- Molinaro was a *USA Today* honorable mention All-America and had had 18 solo tackles, 29 assists, one



Molinaro In Brief:

Molinaro is a big and agile player that can play both guard or tackle and was a two-year starter at Notre Dame after switching to the offensive line from defensive line after his sophomore season. During his rookie year in Washington, Molinaro appeared in 11 games on special teams and in goal line defense. The Redskins coaches graded Molinaro as one of the better offensive linemen in the 2004 NFL Draft along with Mark Wilson and the two look to be long-term solid prospects. He recorded 104 knockdown blocks as a senior, earning All-Independent honors after his senior season.

and a half sacks, eight forced passes and four batted passes as senior in '98 while helping his team to 7-4 mark at Bethlehem Catholic High School in Bethlehem, Pa. He was a first-team Associated Press big school All-State pick in '97 and '98.

- Molinaro was one of five finalists for Pennsylvania Lineman of the Year award, posting 46 tackles, 17 of them solo, two and a half sacks, four tackles for losses, 15 forced passes and one batted pass as junior in '97.
- While at Notre Dame, he was enrolled in Mendoza College of Business, majoring in economics, sociology and computer applications.

89 Santana Moss

Wide Receiver



Height: 5-10
Weight: 190
Birthdate: 6/1/79
Miami (FL)
Carol City High School
Miami, FL
5th NFL Season



NFL Acquisition: Moss was selected by the New York Jets in the 1st Round (16th overall) of the 2001 NFL Draft

How Acquired: Trade with the NYJ for WR Laveranues Coles on March 10, 2005

2004 Season:

- Moss played in 15 regular season games and two playoff contests.
- He tied for second on the Jets (Jerald Sowell) with 45 receptions and led the team with 838 yards and five touchdowns.
- Moss recorded 27 punt returns for 225 yards.
- During the playoffs, Moss recorded eight receptions for 131 yards and one touchdown. In addition, he recorded five punt returns for 83 yards and one touchdown.
- At Buffalo (11/7), he recorded six receptions for a career-high 157 yards, including a long of 51 yards.
- At Arizona (11/28), Moss led the team with five receptions for 109 yards, including a career-long 69-yard
- During the playoffs, at San Diego (1/8) he recorded four receptions for a team-high 100 yards, including a postseason-long 47-yard TD catch from QB Chad Pennington for the Jets' second TD of the game that put the Jets ahead, 14-7, in the 20-17 OT Wild Card victory. And at Pittsburgh (1/15), Moss returned one of his five punt returns 75 yards for a TD in the second quarter to knot the score going into halftime. He also caught four passes for 31 yards and finished the game with four receptions for 31 yards and five punt returns for 83 yards and one touchdown (75 yards).

Pro Career:

2003 Season:

- Moss caught 74 passes for 1,105 yards (fifth in the AFC) and became just the sixth player in Jets history to catch 10 touchdowns in a season, playing 16 games starting the final 12.
- Moss also had 10 rushing attempts for 67 yards and averaged 11.1 yards on 30 punt returns.
- He caught seven passes for 66 yards in the seasons' finale at Miami.
- Moss crossed the 1,000-yard receiving mark for the



Moss In Brief:

The Redskins acquired wide receiver Santana Moss in a trade with the New York Jets for receiver Laveranues Coles during the 2005 offseason. Moss is a speedy, aggressive player known to produce big plays and will immediately become a scoring threat in the Redskins' offense both as a receiver and on special teams as a punt returner. He played for the Jets for four seasons and accumulated 151 receptions for 2,416 yards and 19 touchdowns. In addition to receiving production, he also returned 88 punts for 1,052 yards and two touchdowns. Moss finished the 2004 season with 45 receptions for 838 yards and a team-high five touchdown grabs. He also led the Jets with an 18.6 yards per catch average and was the leading punt return man with 27 returns for 225 yards.

first time in his career as he caught five passes for 52 yards and returned one punt for eight yards against New England in game 15.

- He caught two passes for 13 yards, but caught the game-winning TD on a three-yard pass from QB Chad Pennington with just :26 remaining on the clock against Jacksonville (11/23).
- Moss caught three passes for 67 yards, including a 48-yard TD pass that set a new Jets record for the most consecutive games with a TD reception (six) at Indianapolis (11/16).
- He established a new career-high with 146 yards on six receptions, including a new career-long 65-yard TD catch in the game nine win at Oakland. Recorded a career high with three TD receptions and also set a new career mark with 10 catches for 121 yards in game eight against the NY Giants.

2002 Season:

- Moss caught four passes for 45 yards and had two rushing attempts for 32 yards in the AFC Divisional Playoff loss at Oakland.
- He led the team with five receptions, good for 42 yards and a TD in the 41-0 win over Indianapolis in the AFC Wild Card playoff game and also returned two punts for six yards on the day.
- Moss played in 15 games, starting one, and led the

AFC with 16.5 average on 25 PR, including two TDs. He also caught 30 passes for 433 yards with four TD catches and seven rushing attempts for 48 yards.

2002 Season:

- Moss was inactive for 11 games due to torn cartilage in his left knee, an injury suffered in training camp.
- He came back after surgery to play in five games and finished the season with two receptions for 40 yards and six punt returns for 82 yards.
- He caught one 20-yard pass and returned two kicks for 40 yards in the playoff game vs. Oakland. In the Clubs playoff clinching victory at Oakland, Moss returned three punt returns for 49 yards including a long of 23.

2001 Season:

- Moss was inactive for 11 games due to torn cartilage in his left knee, an injury suffered in training camp.
- He came back after surgery to play in five games and finished the season with two receptions for 40 yards and six punt returns for 82 yards.
- He caught one 20-yard pass and returned two kicks for 40 yards in the playoff game vs. Oakland. In the Clubs playoff clinching victory at Oakland, Moss returned three punt returns for 49 yards including a long of 23.

College/Personal:

- Moss holds the Hurricanes' all-time record with 2,546 yards receiving, topping the old mark of 2,423 yards by Michael Irvin (1985-87).
- He finished the 2000 season with 1,604 all-purpose yards on 45 catches for 748 yards and five TDs. He also had six carries for 201 yards and two TD's, and

Single-Game Highs

Receptions: 10 vs. NY Giants (11/2/03)
Yards: 157 at Buffalo (11/7/04)
Long: 69 at Arizona (11/28/04)
Touchdowns: 3 vs. NY Giants (11/2/03)

added 36 PR for 655 yards and four scores.

- Moss was an All-Big East Conference first-team choice as a senior, becoming the first player to earn Big East Offensive and Special Teams Player of the Year honors in the same season.
- He was also a standout performer on Miami's track team and captured both the triple jump and the long jump at the 2000 Big East Conference Outdoor Track & Field Championships. He was named the Most Outstanding Field Performer for the 2000 Big East Outdoor Track & Field championships and won the 1999 Big East Indoor 60-meter championship, while establishing a conference record (6.83).
- Moss was a member of the 400-meter relay team that captured first place at the 1999 Big East Outdoor Track & Field Championships. He earned third team All-State honors following his senior season at Carol City (FL) High School after leading the team with 25 receptions for 600 yards and 12 TDs as a senior, and amassing 450 yards on 12 KOR with one TD that year.
- He also ran track and was a two-time state champion in the triple jump. Moss set a school record in the jump with a leap of 48'6". He won the state title in the long jump during his junior season.
- Moss majored in liberal arts while at Miami.
- He has a son, Santana, Jr. and a daughter, Saniya.

Moss Career Statistics

	Team	G	GS	Rec	Yds	Avg	Long	TDs	Alt	Yds	Avg	Long	Tds
2001	NY Jets	5	0	2	40	20	33	0	1	-6	-6.0	-6	0
2002	NY Jets	15	3	30	433	14.4	47	4	7	48	6.8	14	0
2003	NY Jets	16	12	74	1105	14.9	65	10	10	67	6.7	25	0
2004	NY Jets	15	14	45	838	18.6	69	5	6	18	3.0	12	0
Career	Totals	51	29	151	2416	16.0	69	19	24	127	5.3	25	0

Punt Returns

	Team	No.	Yards	Avg.	Long	TD
2001	NY Jets	6	82	13.6	23	0
2002	NY Jets	25	413	16.5	63	2
2003	NY Jets	30	332	11.1	47	0
2004	NY Jets	27	225	8.3	46	0
Career	Totals	88	1052	12.0	63	2

Moss Game-by-Game Statistics

2004	Date	Opp	Rec.	Yards	Avg.	Long	TD	Att.	Yards	Avg.	Long	TD
	Sept. 12	Cincinnati	4	55	13.8	31	0	1	8	8.0	8	0
	Sept. 19	at San Diego	4	97	24.3	48	0	0	0	0.0	0	0
	Oct. 3	at Miami	1	17	17.0	17	0	0	0	0.0	0	0
	Oct. 10	Buffalo	2	62	31.0	41	0	1	8	8.0	8	0
	Oct. 17	San Francisco	Inactive									
	Oct. 24	at New England	2	12	6.0	8	0	1	0	0.0	0	0
	Nov. 1	Miami	1	47	47.0	47	0	0	0	0.0	0	0
	Nov. 7	at Buffalo	6	157	26.2	51	1	1	3	3.0	3	0
	Nov. 14	Baltimore	3	75	25.0	47	0	0	0	0.0	0	0
	Nov. 21	at Cleveland	2	25	12.5	13	0	0	0	0.0	0	0
	Nov. 28	at Arizona	5	109	21.8	69	1	0	0	0.0	0	0
	Dec. 5	Houston	1	6	6.0	6	0	0	0	0.0	0	0
	Dec. 12	at Pittsburgh	3	37	12.3	21	0	0	0	0.0	0	0
	Dec. 19	Seattle	5	79	15.8	32	2	1	12	12.0	12	0
	Dec. 26	New England	2	32	16.0	17	1	0	0	0.0	0	0
	Jan. 2	at St. Louis	4	28	7.0	12	0	1	-13	-13.0	-13	0
	Season	Totals	45	838	18.6	69	5	6	18	3.0	12	0

Postseason	Jan. 8	at San Diego	4	100	25.0	47	1	0	0	0.0	0	0
	Jan. 15	at Pittsburgh	4	31	7.8	11	0	0	0	0.0	0	0
	Postseason	Totals	8	131	16.3	47	1	0	0	0.0	0	0

Punt Returns	Date	Opp.	Att.	Yards	Avg.	Long	TD	
	Sept. 12	Cincinnati	2	13	6.5	7	0	
	Sept. 19	at San Diego	1	2	2.0	2	0	
	Oct. 3	at Miami	3	26	8.7	24	0	
	Oct. 10	Buffalo	2	39	19.5	34	0	
	Oct. 17	San Francisco	Inactive					
	Oct. 24	at New England	0	0	0.0	0	0	
	Nov. 1	Miami	4	-4	-1.0	6	0	
	Nov. 7	at Buffalo	2	27	13.5	17	0	
	Nov. 14	Baltimore	3	21	7.0	13	0	
	Nov. 21	at Cleveland	4	31	7.8	16	0	
	Nov. 28	at Arizona	3	10	3.3	9	0	
	Dec. 5	Houston	1	46	46.0	46	0	
	Dec. 12	at Pittsburgh	2	14	7.0	9	0	
	Dec. 19	Seattle	0	0	0.0	0	0	
	Dec. 26	New England	0	0	0.0	0	0	
	Jan. 2	at St. Louis	0	0	0.0	0	0	
	Season	Totals	27	225	8.3	46	0	
Postseason	Jan. 8	at San Diego	0	0	0.0	0	0	
	Jan. 15	at Pittsburgh	5	83	16.6	75	1	
Postseason	Totals		5	83	16.6	75	1	

2003	Date	Opp	Rec.	Yards	Avg.	Long	TD	Att.	Yards	Avg.	Long	TD
	Sept. 4	at Washington	3	12	4.0	7	0	1	9	9.0	9	0
	Sept. 14	Miami	5	142	28.4	61	1	1	-11	-11.0	-11	0
	Sept. 21	at New England	1	17	17.0	17	0	0	0	0.0	0	0
	Sept. 28	Dallas	5	65	13.0	38	0	1	5	5.0	5	0
	Oct. 12	Buffalo	3	16	5.3	9	1	0	0	0.0	0	0
	Oct. 19	at Houston	6	111	18.5	25	1	0	0	0.0	0	0
	Oct. 26	at Philadelphia	5	96	19.2	60	1	1	9	9.0	9	0
	Nov. 2	NY Giants	10	121	12.1	25	3	2	11	5.5	10	0
	Nov. 9	at Oakland	6	146	24.3	65	1	1	25	25.0	25	0
	Nov. 16	at Indianapolis	3	67	22.3	48	1	0	0	0.0	0	0
	Nov. 23	Jacksonville	2	13	6.5	10	1	1	5	5.0	5	0
	Dec. 1	Tennessee	3	76	25.3	39	0	2	14	7.0	8	0
	Dec. 7	at Buffalo	5	61	12.2	17	0	0	0	0.0	0	0
	Dec. 14	Pittsburgh	5	44	8.8	18	0	0	0	0.0	0	0
	Dec. 20	New England	5	52	10.4	24	0	0	0	0.0	0	0
	Dec. 28	at Miami	7	66	9.4	23	0	0	0	0.0	0	0
	Season	Totals	74	1105	14.9	65	10	10	67	6.7	25	0

Moss Game-by-Game Statistics

Punt Returns		Date	Opp.	Att.	Yards	Avg.	Long	TD				
		Sept. 4	at Washington	1	26	26.0	26	0				
		Sept. 14	Miami	3	12	4.0	7	0				
		Sept. 21	at New England	2	24	12.0	15	0				
		Sept. 28	Dallas	3	31	10.3	17	0				
		Oct. 12	Buffalo	3	102	34.0	47	0				
		Oct. 19	at Houston	3	45	15.0	26	0				
		Oct. 26	at Philadelphia	0	0	0.0	0	0				
		Nov. 2	NY Giants	4	14	3.5	7	0				
		Nov. 9	at Oakland	2	23	11.5	12	0				
		Nov. 16	at Indianapolis	0	0	0.0	0	0				
		Nov. 23	Jacksonville	1	18	18.0	18	0				
		Dec. 1	Tennessee	2	16	8.0	13	0				
		Dec. 7	at Buffalo	2	6	4.0	5	0				
		Dec. 14	Pittsburgh	3	5	1.7	5	0				
		Dec. 20	New England	1	8	8.0	8	0				
		Dec. 28	at Miami	0	0	0.0	0	0				
		Season	Totals	30	332	11.1	47	0				
2002	Date	Opp	Rec.	Yards	Avg.	Long	TD	Att.	Yards	Avg.	Long	TD
	Sept. 8	at Buffalo	1	17	17.0	17	0	1	12	12.0	12	0
	Sept. 15	New England	1	35	35.0	35	0	0	0	0.0	0	0
	Sept. 22	at Miami	0	0	0.0	0	0	1	5	5.0	5	0
	Sept. 29	at Jacksonville	Inactive									
	Oct. 6	Kansas City	4	57	14.3	27	1	1	8	8.0	8	0
	Oct. 20	Minnesota	5	111	22.2	34	0	0	0	0.0	0	0
	Oct. 27	Cleveland	2	23	11.5	15	0	0	0	0.0	0	0
	Nov. 3	at San Diego	2	8	4.0	12	0	1	0	0.0	0	0
	Nov. 10	Miami	2	16	8.0	11	0	1	-4	-4.0	-4	0
	Nov. 17	at Detroit	2	15	7.5	10	1	1	13	13.0	13	0
	Nov. 24	Buffalo	2	38	19.0	22	0	0	0	0.0	0	0
	Dec. 2	at Oakland	0	0	0.0	0	0	0	0	0.0	0	0
	Dec. 8	Denver	1	9	9.0	9	0	0	0	0.0	0	0
	Dec. 15	at Chicago	2	7	3.5	7	0	0	0	0.0	0	0
	Dec. 22	at New England	4	77	19.3	47	1	0	0	0.0	0	0
	Dec. 29	Green Bay	2	20	10.0	13	1	1	14	14.0	14	0
	Season	Totals	30	433	14.4	47	4	7	48	6.8	14	0
Postseason	Jan. 4	Indianapolis	5	42	8.4	16	1	0	0	0.0	0	0
	Jan. 12	at Oakland	4	45	11.3	17	0	2	32	16.0	25	0
	Postseason	Totals	9	87	9.7	17	1.0	2	32	16	25	0.0
Punt Returns		Date	Opp.	Att.	Yards	Avg.	Long	TD				
		Sept. 8	at Buffalo	1	10	10.0	10	0				
		Sept. 15	New England	1	18	18.0	18	0				
		Sept. 22	at Miami	1	0	0.0	0	0				
		Sept. 29	at Jacksonville	Inactive								
		Oct. 6	Kansas City	0	0	0.0	0	0				
		Oct. 20	Minnesota	0	0	0.0	0	0				
		Oct. 27	Cleveland	4	103	25.8	63	1				
		Nov. 3	at San Diego	5	116	23.2	52	1				
		Nov. 10	Miami	2	4	2.0	3	0				
		Nov. 17	at Detroit	1	13	13.0	13	0				
		Nov. 24	Buffalo	1	32	32.0	32	0				
		Dec. 2	at Oakland	2	34	17.0	29	0				
		Dec. 8	Denver	0	0	0.0	0	0				
		Dec. 15	at Chicago	1	8	8.0	8	0				
		Dec. 22	at New England	3	47	15.7	34	0				
		Dec. 29	Green Bay	3	28	9.3	20	0				
		Season	Totals	25	413	16.5	63	2				
Postseason	Jan. 4	Indianapolis	2	6	3.0	6	0					
	Jan. 12	at Oakland	0	0	0.0	0	0					
	Postseason	Totals	2	6	3.0	6	0					

Moss Game-by-Game Statistics

2001	Date	Opp	Rec.	Yards	Avg.	Long	TD	Att.	Yards	Avg.	Long	TD
	Sept. 9	Indianapolis	Inactive									
	Sept. 23	at New England	Inactive									
	Oct. 1	San Francisco	Inactive									
	Oct. 7	at Buffalo	Inactive									
	Oct. 14	Miami	Inactive									
	Oct. 21	St. Louis	Inactive									
	Oct. 28	at Carolina	Inactive									
	Nov. 4	at New Orleans	Inactive									
	Nov. 11	Kansas City	Inactive									
	Nov. 18	at Miami	0	0	0.0	0	0	1	-6	-6.0	-6	0
	Dec. 2	New England	2	40	20.0	33	0	0	0	0.0	0	0
	Dec. 9	at Pittsburgh	Inactive									
	Dec. 16	Cincinnati	Inactive									
	Dec. 23	at Indianapolis	0	0	0.0	0	0	0	0	0.0	0	0
	Dec. 30	Buffalo	0	0	0.0	0	0	0	0	0.0	0	0
	Jan. 6	at Oakland	0	0	0.0	0	0	0	0	0.0	0	0
	Season	Totals	2	40	20.0	33	0	1	-6	-6.0	-6	0
Postseason	Jan. 12	at Oakland	1	20	20.0	20	0	0	0	0.0	0	0
	Postseason	Totals	1	20	20.0	20	0	0	0	0.0	0	0
				Punt	Returns							
	Date	Opp.	Att.	Yards	Avg.	Long	TD					
	Sept. 9	Indianapolis	Inactive									
	Sept. 23	at New England	Inactive									
	Oct. 1	San Francisco	Inactive									
	Oct. 7	at Buffalo	Inactive									
	Oct. 14	Miami	Inactive									
	Oct. 21	St. Louis	Inactive									
	Oct. 28	at Carolina	Inactive									
	Nov. 4	at New Orleans	Inactive									
	Nov. 11	Kansas City	Inactive									
	Nov. 18	at Miami	0	0	0.0	0	0					
	Dec. 2	New England	0	0	0.0	0	0					
	Dec. 9	at Pittsburgh	Inactive									
	Dec. 16	Cincinnati	Inactive									
	Dec. 23	at Indianapolis	1	0	0.0	0	0					
	Dec. 30	Buffalo	2	33	16.5	22	0					
	Jan. 6	at Oakland	3	49	16.3	23	0					
	Season	Totals	6	82	13.6	23	0					
Postseason	Jan. 12	at Oakland	0	0	0.0	0	0					
	Postseason	Totals	0	0	0.0	0	0					

REDSKINS BIRTHDAYS DURING THE SEASON

Day	September	Day	November
1	Clinton Portis	4	Nehemiah Broughton
3	Renaldo Wynn	7	Bryson Spinner
4	Jon Alston	10	Steven Harris
4	Tyler Lenda	11	Mark Wilson
7	Derrick Dockery	12	Matt Bowen
10	Andy Groom	22	Warrick Holdman
13	Joe Tuipala	24	Artrell Hawkins
17	Mark Brunell		
24	Casey Rabach	Day	December
26	Ron Warner	3	Cornelius Griffin
		3	Rock Cartwright
Day	October	3	Adrian Gonzalez
7	Ryan Boschetti	12	Ray Brown
12	Ryan Clark	14	Cedric Killings
17	Marcus Washington	17	Lemar Marshall
30	Chris Clemons	31	Jason Campbell

75 Brandon Noble

Defensive Tackle



Height: 6-2
 Weight: 305
 Birthdate: 4/10/74
 Penn State
 First Colonial High School
 Virginia Beach, VA
 6th NFL Season



NFL Acquisition: Signed as an undrafted free agent with the San Francisco 49ers in 1997.

How Acquired: Signed with the Redskins as a free agent on March 1, 2003.

2004 Season:

- Noble returned in 2004 after missing the 2003 season with a knee injury. He appeared in all 16 games, making seven starts.
- He finished the season with 38 tackles (19 solo) and one sack. His sack came against Philadelphia's Donovan McNabb in Week 11 for a seven-yard loss.
- Against the Bengals (11/10), he recorded five tackles (four solo) and had another five-tackle day against the Giants (two solo, 12/5).

Pro Career:

2003 Season:

- Noble was signed by the Redskins prior to the 2003 season and performed solidly in training camp and earned the starting defensive tackle spot.
- In the preseason home opener against the New England Patriots (8/16), Noble tore ligaments in his knee. He was placed on injured reserve on August 18.

2002 Season:

- Noble started all 16 games for the Cowboys at defensive tackle, registering 57 tackles (30 solo), four for loss, 11 quarterback pressures and one pass breakup.
- He had a season-high six tackles at Houston (9/8) and at Indianapolis (11/17). In the season opener against Houston, he tied for the team lead among defensive linemen with six tackles, his highest tackle total since recording eight at Baltimore on Nov. 19, 2000.
- Against the Redskins (11/28), he posted two tackles and two pressures while helping hold Stephen Davis to 51 yards on 20 carries (2.6 avg.) and the defense allowed just 121 second half yards on eight Redskins' possessions. Noble recorded three tackles and a pressure vs. San Francisco (12/8).
- He had a solid individual day with four tackles, a tackle for a loss and a quarterback pressure at N.Y. Giants (12/15). Against Philadelphia (12/21), he

recorded four tackles and in the season finale at Washington (12/29), he posted four tackles.

2001 Season:

- As a key contributor to the Cowboys dramatic turnaround on defense in 2001, Noble was the team's ninth leading tackler with 56 stops. He tied for second on the club in sacks with 3.5, and he was fourth in quarterback pressures with six.
- Noble's efforts helped the Cowboys defense earn a fourth overall ranking by allowing an average of just 287.4 yards-per-game. In 2001, the Cowboys allowed 1,710 rushing yards, a figure that was 927 fewer yards than the club allowed during the 2000 season. Those numbers represented the largest turnaround by any defensive unit in the NFL in 2001

2000 Season:

- As injuries claimed the season of players all around him on the defensive line, Noble answered the call with a breakthrough season, finishing second among the clubs defensive linemen with a career-high 69 tackles. He was also third on the team with 10 quarterback pressures.
- After seeing action mostly as a reserve the first half of the season, Noble moved into the starting lineup for Chad Hennings (neck nerve irritation) the final eight



Noble In Brief:

Noble joined the Redskins during the 2003 offseason and brought his reputation for hard work and stout defensive line play with him. Unfortunately, after a great training camp and unofficially being named a starting defensive tackle, Noble suffered a vicious knee injury in the preseason and was placed on injured reserve on August 18, 2003. Making an outstanding comeback in 2004, Noble appeared in all 16 games with seven starts and was named the Redskins' recipient of the Ed Block Courage Award. He finished the season with 38 tackles (19 solo) and one sack. Noble joined the Redskins after four solid seasons with Dallas, starting 41 games and appearing in 64 with 217 stops (114 solo) and 7.5 sacks and four fumble recoveries and a forced fumble.

games of the season and recorded 45 tackles (5.6 per game) in his new role.

- Noble posted his single-game career high in tackles with 10 at Philadelphia (11/5).

1999 Season:

- Noble was a participant in all 16 regular season and postseason games. He finished the year second on the team for tackles among non-starters with 36 stops. He tied for fourth on the squad in sacks with three, and he also added five quarterback pressures, one fumble recovery and a pair of tackles for lost yardage.
- In his first NFL regular season game action, at Washington (9/12), Noble was a part of the defensive tackle rotation, logging one tackle and a quarterback pressure that helped set up a Greg Ellis sack in overtime.
- In the 38-20 win over Washington (10/24), Noble recorded his first career sack with a takedown of Brad Johnson. At Minnesota (11/8), he registered his second sack of the season with a takedown of Jeff George, while tying his season-high with four tackles.
- In the Thanksgiving Day win over Miami (11/25), Noble turned in one of his most productive outings of the season. He picked up his third sack of the year with a take-down of Dan Marino and recorded three tackles and a tackle for a loss as Dallas shutout the Dolphins and limited them to just 69 yards rushing.
- He is an NFL Europe success story, with his career taking off in Dallas after leading Barcelona to a World Bowl title in 1999.

1998 Season:

- Noble signed with San Francisco on Jan. 13 and was

allocated to the Barcelona Dragons of NFL Europe. He was named NFL Europe Defensive Player of the Week after recovering two fumbles, returning one 34 yards for a touchdown, against Frankfurt. Noble went to training camp with the 49ers but was released at the end of camp.

- He signed onto the 49ers practice squad on Dec. 3 and was released following the season.

1997 Season:

- Noble signed with San Francisco as a rookie free agent but was waived during camp. He was signed to the 49ers practice squad Nov. 12, but was waived a week later.

College/Personal:

- As a senior at Penn State in 1996, Noble posted a team-high eight sacks and a career-high 72 tackles. In his first full season as a starter during his junior campaign, he registered 53 tackles and four sacks. As a sophomore, he totaled 22 tackles and two sacks during Penn State's 12-0 season.
- Brandon Patrick Noble was named the class 3-A State Player of the Year as a senior at First Colonial High School in Virginia Beach, VA.
- Noble donated 2002 Dallas Desperados season tickets to children from the Salvation Army. He once again participated in The Salvation Army Angel Tree Program, providing gifts for the holiday season to children in need.
- Noble was a celebrity football coach for the 2001 Let Us Play! Sports Camp for Girls, a three-day sports camp for inner-city girls., founded by Redskins teammate Bryan Barker.
- Brandon and his wife Mary Kate were married Thanksgiving weekend during the 2000 season. They have two children, Conner and Grace.

Single-Game Highs

Total Tackles: 10 at Philadelphia (11/5/00)
Sacks: 1.5 at Washington (12/2/01)

Noble Career Statistics

	Team	G	GS	TKIs	Solo	Int.	Yds	TDs	Sack(s)	FF	FR
1999	Dallas	16	0	36	20	0	0	0	3	0	1
2000	Dallas	16	9	69	33	0	0	0	1	1	0
2001	Dallas	16	16	55	31	0	0	0	3.5	0	2
2002	Dallas	16	16	57	30	0	0	0	0	0	1
2003	Washington	0	0	0	0	0	0	0	0	0	0
2004	Washington	16	7	38	19	0	0	0	1	0	0
Career	Totals	80	48	255	133	0	0	0	8.5	1	4

80 David Patten

Wide Receiver



Height: 5-10
Weight: 190
Birthdate: 8/19/74
Western Carolina
Lower Richland
Columbia, SC
9th NFL Season



NFL Acquisition: Originally signed with the New York Giants as a free agent on March 24, 1997 after spending the 1996 season with the Albany Firebirds of the AFL.

How Acquired: Signed with Washington as a free agent on March 4, 2005 from the New England Patriots.

2004 Season:

- Patten started at wide receiver and tied for the team lead with 86 receiving yards on four receptions and a touchdown in the Patriots' 27-24 victory over the Colts (9/9)
- At Buffalo (10/3), he led the team with five catches for 113 yards and a touchdown in the Patriots' 31-17 victory over the Bills. He got open over the middle and grabbed a 30-yard touchdown toss from Tom Brady to tie the game at 17 with 1:28 remaining in the second quarter. The 113 receiving yards marked the sixth time in his career that he has exceeded the 100-yard mark.
- Against Cincinnati (12/12), Patten led the team with five receptions and 107 receiving yards with a touchdown in the Patriots' AFC East clinching 35-28 victory over the Bengals.

Pro Career:

2003 Season:

- Patten started five of six games at wide receiver before being placed on injured reserve (11/7).
- He led the team in receiving at Buffalo (9/7) and against the N.Y. Giants (10/12). At Buffalo, he finished the contest with two catches for 48 yards, making a leaping catch on a 42-yard pass along the sideline. Against the Giants (10/2), he tallied team-highs with three receptions and 55 yards in the Patriots' 17-6 victory over the Giants, making a tiptoe catch along the left sideline on a 39-yard bomb from Tom Brady in the third quarter.

2002 Season:

- Patten ranked second on the team with a career-high 61 receptions and 824 receiving yards.
- He led Patriots wide receivers with five touchdown receptions, setting a new career high and also led all Patriots receivers with 13.5 yards per catch
- Patten finished tied with Troy Brown for the team lead with two 100-yard receiving games, vs. Kansas City



Patten in Brief:

Patten signed with the Redskins as a free agent during the 2005 offseason. He is an experienced and productive receiver that has the speed and work ethic that will bolster the Redskins' receiving corps. In his four seasons with the New England Patriots, Patten has started 44 of the 58 games in which he has played and has caught 165 passes for 2,513 yards and 15 touchdowns while in New England. He set career highs in receptions (61) and receiving yards (824) during the 2002 season, improving upon the previous highs he set in 2001 (51 receptions, 749 yards and four touchdowns).

(9/22) and at Miami (10/6).

- 38 of his 61 catches resulted in first downs.
- He tied a career high with seven receptions and recorded the fourth 100-yard receiving performance of his career (108 yards), as the Patriots beat the Chiefs 41-38 in overtime, hauling in his first touchdown of the season, a 38-yard touchdown reception. He snared two passes for a total of 35 yards in overtime on New England's game-winning drive.
- Against San Diego (9/29), he tied a career-high with seven receptions for 95 yards.
- Patten registered his second 100-yard game of the season and the fifth of his career, with 102 yards on five receptions against Miami (10/6) and caught two touchdown passes, which tied his career high (at Indianapolis, 10/21/01). He grabbed a 34-yard touchdown to give the Patriots their first points of the game and then hooked up with Tom Brady for his second touchdown, snaring a pass from 25 yards out.
- Patten made an athletic, tiptoe catch in the back of the end zone to snare a game-winning, 20-yard touchdown pass with 28 seconds left in the Patriots thrilling 33-30 win over the Chicago Bears (11/10).

2001 Season:

- Patten started 14 of 16 regular season games at wide receiver and had a career year, setting highs with 51 catches, 749 yards and four receiving touchdowns. He also notched career-highs with five rushes, 67 yards and one touchdown and attempted two passes and completed one for a 60 yard touchdown to Troy Brown (vs. Indianapolis, 10/21).
- Patten tied a career-high with seven receptions for 73

yards in the Patriots 29-26 overtime victory against the San Diego Chargers (10/14).

- Against Indianapolis (10/21), he became only the sixth player since 1960 and the first since Walter Payton (10/21/79, vs. Minn.) to rush for a touchdown (29 yards), catch a touchdown pass (91 yards) and pass for a touchdown (60 yards to Troy Brown) in one game. The 91-yard touchdown reception from Tom Brady is the longest play from scrimmage in Patriots franchise history. The previous long was a 90-yard reception by Craig James from Tony Eason (9/15/85).
- He eclipsed the 100-yard receiving mark for the first time as a Patriot and the third time in his career with a career-high 117-yards receiving and his rushing touchdown was the first by a Patriots wide receiver since Irving Fryar ran eight yards for a score at Seattle (11/17/85)
- His touchdown pass was the first by a Patriots player other than a quarterback since running back David Meggett threw a 35-yard pass to Troy Brown versus the Dolphins (11/23/97).
- He totaled 206 of the team's 385 yards in the game, scored three touchdowns himself and threw for another.
- During the postseason against Oakland (1/19), Patten amassed eight catches for a game-high 107 yards receiving. His receiving performance was the fourth-highest single-game receiving total in Patriots postseason history. All eight of his catches resulted in first downs, including a six-yard grab on fourth-and-four, extending their game-winning field goal drive.

2000 Season:

- While with the Cleveland Browns, Patten caught 38 receptions for 546 yards while starting 10 of 14 games at wide receiver for the Browns. He recorded the first two 100-yard games of his career, 113 vs. Baltimore (10/1) and 103 vs. Philadelphia (12/10) and finished second on the Browns with 22 kickoff returns for 469 yards (21.3 avg.).
- Against Cincinnati (9/10), he established a then career-high of 95 yards receiving on three receptions while starting at wide receiver. He opened the game with a career-high 65-yard reception.
- He started at wide receiver against Baltimore and led the club with seven receptions for 113 yards (16.1 avg.). It was his first of two 100-yard receiving games of the season and his seven receptions and 113 yards were both career highs. He also added three kickoff returns for 61 yards (20.3 avg.).
- Against the Eagles, Patten started at wide receiver and led the team with seven receptions for 103 yards (14.7 avg.) and one touchdown. His seven receptions tied a career-high and his 103 yards receiving marked the second time during his career he eclipsed 100 yards receiving. Six of his seven receptions were for first downs.

1999 Season:

- While with the New York Giants, Patten participated in all 16 games and led the team with 33 kickoff returns for 673 yards (20.4 avg.). He also caught nine passes for 115 yards (12.8 avg.).
- Against New England (9/26) he returned three kickoffs for 74 yards while vs. Washington (11/21) he finished with a season-high three receptions for 51 yards and

also returned two kickoffs for 53 yards.

- Patten returned a career-high six kickoffs for 105 yards and add two receptions for 21 yards against Arizona (11/28) and vs. the New York Jets (12/5) he attempted his first career rush and gained 27 yards.

1998 Season:

- With the New York Giants, Patten played in 12 games as the primary kickoff returner with 43 returns for 928 yards, including a 90-yard return for a touchdown at Washington (11/1).
- He totaled 11 receptions for 119 yards, including a 39-yard touchdown reception.
- Patten missed two games with a back injury and the final two games with a knee injury
- Against Denver (12/13) Patten suffered an injured knee during the last kickoff return and was placed on injured reserve on Dec. 16, missing the final two games of the year.

1997 Season:

- Patten played in all 16 games with three starts while with the New York Giants and was utilized as a kickoff returner and wide receiver. He caught 13 passes for 226 yards, with two touchdowns and returned eight kickoffs for 123 yards.
- Against Arizona (10/12) he posted a team-high three receptions for 66 yards, including his first NFL reception, a nine-yard touchdown pass.
- He made his first NFL start against Philadelphia (12/7) when he was inserted into the lineup in place of Kevin Alexander and finished with three receptions for 54 yards, including a 40-yard touchdown catch.

1996 Season:

- With the Albany Firebirds (AFL) Patten was used as a defensive back and as a wide receiver.

College/Personal:

- Patten was a four-year letterman at Western Carolina where he finished collegiate career tied for ninth on school's career touchdown pass reception list with 14.
- As a senior in 1995 was named All-Southern Conference and ranked among the nation's top 10 receivers with 59 catches (eighth) for 881 yards (ninth) and led the conference in receiving (5.9 per game) and receiving yards (88.7 yards per game). He ranked sixth in the Southern Conference with 3.6 receptions per game as a junior in 1994.
- He was born the son of David and Betty Patten on Aug. 19, 1974 in Columbia S.C.
- Patten was not drafted out of Western Carolina in 1995 and spent time working in a landscaping business, as an electrician and hauling 75-pound bags in a coffee bean factory until joining the Albany Firebirds of the Arena Football League.
- Patten and his wife, Galiena, have three sons, Daquan, Quintin and David.

Single-Game Highs

Receptions: 7, four times, last at San Diego (9/29/02)
Yards: 117 at Indianapolis (10/21/01)
Long: 91 at Indianapolis (10/21/01)
Touchdowns: 2, twice, last at Miami (10/6/02)



Patten Career Statistics

	Team	G	GS	Rec	Yds	Avg	Long	TDs	Att	Yds	Avg	Long	Tds
1997	NY Giants	16	3	13	226	17.4	40	2	1	2	2.0	2	0
1998	NY Giants	12	0	11	119	10.8	39	1	0	0	0.0	0	0
1999	NY Giants	16	0	9	115	12.8	19	0	1	27	27	27	0
2000	Cleveland	14	11	38	546	14.4	65	1	0	0	0.0	0	0
2001	New England	16	14	51	749	14.7	91	4	5	67	13.4	29	1
2002	New England	16	14	61	824	13.5	39	5	2	6	3.0	7	0
2003	New England	6	5	9	140	15.6	42	0	1	4	4.0	4	0
2004	New England	16	11	44	800	18.2	48	7	1	5	5.0	5	0
Career	Totals	112	58	236	3519	14.9	91	20	11	111	10.1	29	1

Kickoff Returns

Year	Team	No.	Yards	Avg.	Long	TD
1997	NY Giants	8	123	15.3	26	0
1998	NY Giants	43	927	21.6	90	1
1999	NY Giants	33	673	20.4	45	0
2000	Cleveland	22	469	21.3	62	0
2001	New England	2	44	22.0	24	0
2002	New England	0	0	0.0	0	0
2003	New England	0	0	0.0	0	0
2004	New England	1	16	16.0	16	0
Career	Totals	109	2253	20.7	90	1

Patten Game-by-Game Statistics

Year	Date	Opp	Rec.	Yards	Avg.	Long	TD	Att.	Yards	Avg.	Long	TD
2004	Sept. 9	Indianapolis	4	86	21.5	29	1	0	0	0.0	0	0
	Sept. 19	at Arizona	2	39	19.5	23	0	0	0	0.0	0	0
	Oct. 3	at Buffalo	5	113	22.6	43	1	0	0	0.0	0	0
	Oct. 10	Miami	1	28	28.0	28	0	0	0	0.0	0	0
	Oct. 17	Seattle	5	58	11.6	19	1	1	5	5.0	5	0
	Oct. 24	NY Jets	3	33	11.0	15	1	0	0	0.0	0	0
	Oct. 31	at Pittsburgh	4	39	9.8	15	0	0	0	0.0	0	0
	Nov. 7	at St. Louis	2	34	17.0	20	0	0	0	0.0	0	0
	Nov. 14	Buffalo	3	43	14.3	15	1	0	0	0.0	0	0
	Nov. 22	at Kansas City	1	46	46.0	46	0	0	0	0.0	0	0
	Nov. 28	Baltimore	1	37	37.0	37	0	0	0	0.0	0	0
	Dec. 5	at Cleveland	3	74	24.7	44	1	0	0	0.0	0	0
	Dec. 12	Cincinnati	5	107	21.4	48	1	0	0	0.0	0	0
	Dec. 20	at Miami	4	40	10.0	20	0	0	0	0.0	0	0
	Dec. 26	at NY Jets	0	0	0.0	0	0	0	0	0.0	0	0
	Jan. 2	San Francisco	1	23	23.0	23	0	0	0	0.0	0	0
		Season Totals	44	800	18.2	48	7	1	5	5.0	5	0
Postseason	Jan. 16	Indianapolis	1	12	12.0	12	0	0	0	0.0	0	0
	Jan. 23	at Pittsburgh	1	8	8.0	8	0	0	0	0.0	0	0
	Feb. 6	Philadelphia	0	0	0.0	0	0	0	0	0.0	0	0
		Postseason Totals	2	20	10.0	12	0	0	0	0.0	0	0
2003	Date	Opp	Rec.	Yards	Avg.	Long	TD	Att.	Yards	Avg.	Long	TD
	Sept. 7	at Buffalo	2	48	24.0	42	0	0	0	0.0	0	0
	Sept. 14	at Philadelphia	2	4	2.0	4	0	0	0	0.0	0	0
	Sept. 21	NY Jets	1	20	20.0	20	0	0	0	0.0	0	0
	Sept. 28	at Washington	Inactive									
	Oct. 5	Tennessee	1	13	13.0	13	0	0	0	0.0	0	0
	Oct. 12	NY Giants	3	55	18.3	39	0	1	4	4.0	4	0
	Oct. 19	at Miami	0	0	0.0	0	0	0	0	0.0	0	0
	Oct. 26	Cleveland	Inactive									
	Nov. 3	at Denver	Inactive									
	Nov. 16	Dallas	Injured Reserve									
	Nov. 23	at Houston	Injured Reserve									
	Nov. 30	at Indianapolis	Injured Reserve									
Dec. 7	Miami	Injured Reserve										
Dec. 14	Jacksonville	Injured Reserve										
Dec. 20	at NY Jets	Injured Reserve										
Dec. 27	Buffalo	Injured Reserve										
	Season Totals	9	140	15.6	42	0	1	4	4.0	4	0	
Postseason	Jan. 10	Tennessee	Injured Reserve									
	Jan. 18	Indianapolis	Injured Reserve									
	Feb. 1	Carolina	Injured Reserve									
	Postseason Totals											

Patten Game-by-Game Statistics

Year	Date	Opp	Rec.	Yards	Avg.	Long	TD	Att.	Yards	Avg.	Long	TD	
2002	Sept. 9	Pittsburgh	4	70	17.5	37	0	0	0	0.0	0	0	
	Sept. 15	at NY Jets	4	65	16.3	39	0	0	0	0.0	0	0	
	Sept. 22	Kansas City	7	108	15.4	38	1	0	0	0.0	0	0	
	Sept. 29	at San Diego	7	95	13.6	26	0	0	0	0.0	0	0	
	Oct. 5	at Miami	5	102	20.4	34	2	1	-1	-1.0	-1	0	
	Oct. 13	Green Bay	2	18	9.0	13	0	0	0	0.0	0	0	
	Oct. 27	Denver	0	0	0.0	0	0	0	0	0.0	0	0	
	Nov. 3	at Buffalo	6	88	14.7	19	0	0	0	0.0	0	0	
	Nov. 10	at Chicago	4	51	12.8	20	1	0	0	0.0	0	0	
	Nov. 17	at Oakland	2	16	8.0	9	0	0	0	0.0	0	0	
	Nov. 24	Minnesota	5	62	12.4	19	0	0	0	0.0	0	0	
	Nov. 28	at Detroit	2	36	18.0	28	0	0	0	0.0	0	0	
	Dec. 8	Buffalo	2	14	7.0	10	1	0	0	0.0	0	0	
	Dec. 16	at Tennessee	1	5	5.0	5	0	0	0	0.0	0	0	
	Dec. 22	NY Jets	5	38	7.6	15	0	1	7	7.0	7	0	
	Dec. 29	Miami	5	56	11.2	20	0	0	0	0.0	0	0	
	Season	Totals		61	824	13.5	39	5	2	6	3.0	7	0
2001	Sept. 9	at Cincinnati	3	47	15.7	32	0	0	0	0.0	0	0	
	Sept. 23	NY Jets	5	53	10.6	21	0	0	0	0.0	0	0	
	Sept. 30	Indianapolis	1	17	17.0	17	0	1	11	11.0	11	0	
	Oct. 7	at Miami	1	10	10.0	10	0	0	0	0.0	0	0	
	Oct. 14	San Diego	7	73	10.4	26	0	0	0	0.0	0	0	
	Oct. 21	at Indianapolis	4	117	29.3	91	2	1	29	29.0	29	1	
	Oct. 28	at Denver	5	62	12.4	30	1	1	13	13.0	13	0	
	Nov. 4	at Atlanta	3	40	13.3	17	0	0	0	0.0	0	0	
	Nov. 11	Buffalo	1	26	26.0	26	0	1	7	7.0	7	0	
	Nov. 18	St. Louis	2	37	18.5	27	1	0	0	0.0	0	0	
	Nov. 25	New Orleans	3	47	15.7	27	0	0	0	0.0	0	0	
	Dec. 2	at NY Jets	6	60	10.0	17	0	0	0	0.0	0	0	
	Dec. 9	Cleveland	3	41	13.7	22	0	1	7	7.0	7	0	
	Dec. 16	at Buffalo	3	65	21.7	40	0	0	0	0.0	0	0	
	Dec. 22	Miami	0	0	0.0	0	0	0	0	0.0	0	0	
	Jan. 6	at Carolina	4	54	13.5	25	0	0	0	0.0	0	0	
	Season	Totals		51	749	14.7	91	4	5	67	13.4	29	1
Postseason	Jan. 19	Oakland	8	107	13.4	25	0	0	0	0.0	0	0	
	Jan. 27	at Pittsburgh	4	39	9.8	15	1	0	0	0.0	0	0	
	Feb. 3	St. Louis	1	8	8.0	8	1	1	22	22.0	22	0	
Postseason	Totals		13	154	11.8	25	2	1	22	22.0	22	0	
Kickoff Returns	Date	Opp.	No.	Yards	Avg.	Long	TD						
	Sept. 9	at Cincinnati	0	0	0.0	0	0						
	Sept. 23	NY Jets	0	0	0.0	0	0						
	Sept. 30	Indianapolis	0	0	0.0	0	0						
	Oct. 7	at Miami	0	0	0.0	0	0						
	Oct. 14	San Diego	0	0	0.0	0	0						
	Oct. 21	at Indianapolis	1	20	20.0	20	0						
	Oct. 28	at Denver	0	0	0.0	0	0						
	Nov. 4	at Atlanta	0	0	0.0	0	0						
	Nov. 11	Buffalo	0	0	0.0	0	0						
	Nov. 18	St. Louis	0	0	0.0	0	0						
	Nov. 25	New Orleans	1	24	24.0	24	0						
	Dec. 2	at NY Jets	0	0	0.0	0	0						
	Dec. 9	Cleveland	0	0	0.0	0	0						
	Dec. 16	at Buffalo	0	0	0.0	0	0						
	Dec. 22	Miami	0	0	0.0	0	0						
	Jan. 6	at Carolina	0	0	0.0	0	0						
Season	Totals		2	44	0	0	0						
Postseason	Jan. 19	Oakland	0	0	0.0	0	0						
	Jan. 27	at Pittsburgh	0	0	0.0	0	0						
	Feb. 3	St. Louis	0	0	0.0	0	0						
	Postseason	Totals	0	0	0.0	0	0						
2000	Date	Opp	Rec.	Yards	Avg.	Long	TD	Att.	Yards	Avg.	Long	TD	
	Sept. 3	Jacksonville	2	9	4.5	5	0	0	0	0.0	0	0	
	Sept. 10	at Cincinnati	3	95	31.7	65	0	0	0	0.0	0	0	
	Sept. 17	Pittsburgh	3	81	27.0	38	0	0	0	0.0	0	0	
	Sept. 24	at Oakland	0	0	0.0	0	0	0	0	0.0	0	0	
	Oct. 1	Baltimore	7	113	16.1	38	0	0	0	0.0	0	0	
	Oct. 8	at Arizona	3	27	9.0	14	0	0	0	0.0	0	0	
	Oct. 15	at Denver	4	54	13.5	18	0	0	0	0.0	0	0	
	Oct. 22	at Pittsburgh	Inactive										
	Oct. 29	Cincinnati	1	7	7.0	7	0	0	0	0.0	0	0	
	Nov. 5	NY Giants	0	0	0.0	0	0	0	0	0.0	0	0	
	Nov. 12	New England	Inactive										
	Nov. 19	at Tennessee	0	0	0.0	0	0	0	0	0.0	0	0	
	Nov. 26	at Baltimore	4	23	5.7	7	0	0	0	0.0	0	0	
	Dec. 3	at Jacksonville	1	8	8.0	8	0	0	0	0.0	0	0	
	Dec. 10	Philadelphia	7	103	14.7	23	1	0	0	0.0	0	0	
	Dec. 17	Tennessee	3	26	8.7	11	0	0	0	0.0	0	0	
Season	Totals		38	546	14.4	65	1	0	0	0.0	0	0	

Patten Game-by-Game Statistics

Kickoff Returns	Date	Opp.	No.	Yards	Avg.	Long	TD					
	Sept. 3	Jacksonville	2	38	19.0	19	0					
	Sept. 10	at Cincinnati	1	22	22.0	22	0					
	Sept. 17	Pittsburgh	3	114	38.0	62	0					
	Sept. 24	at Oakland	4	53	13.2	19	0					
	Oct. 1	Baltimore	3	61	20.3	23	0					
	Oct. 8	at Arizona	3	64	21.3	28	0					
	Oct. 15	at Denver	2	44	22.0	22	0					
	Oct. 22	at Pittsburgh	Inactive									
	Oct. 29	Cincinnati	0	0	0.0	0	0					
	Nov. 5	NY Giants	0	0	0.0	0	0					
	Nov. 12	New England	Inactive									
	Nov. 19	at Tennessee	1	22	22.0	22	0					
	Nov. 26	at Baltimore	0	0	0.0	0	0					
	Dec. 3	at Jacksonville	3	51	17.0	19	0					
	Dec. 10	Philadelphia	0	0	0.0	0	0					
	Dec. 17	Tennessee	0	0	0.0	0	0					
Season	Totals	22	469	21.3	62	0						
1999	Date	Opp	Rec.	Yards	Avg.	Long	TD	Att.	Yards	Avg.	Long	TD
	Sept. 12	at Tampa Bay	0	0	0.0	0	0	0	0	0.0	0	0
	Sept. 19	Washington	1	3	3.0	3	0	0	0	0.0	0	0
	Sept. 26	at New England	0	0	0.0	0	0	0	0	0.0	0	0
	Oct. 3	Philadelphia	0	0	0.0	0	0	0	0	0.0	0	0
	Oct. 10	at Arizona	1	10	10.0	10	0	0	0	0.0	0	0
	Oct. 18	Dallas	0	0	0.0	0	0	0	0	0.0	0	0
	Oct. 24	New Orleans	0	0	0.0	0	0	0	0	0.0	0	0
	Oct. 31	at Philadelphia	0	0	0.0	0	0	0	0	0.0	0	0
	Nov. 14	Indianapolis	0	0	0.0	0	0	0	0	0.0	0	0
	Nov. 21	at Washington	3	51	17.0	19	0	0	0	0.0	0	0
	Nov. 28	Arizona	2	21	10.5	18	0	0	0	0.0	0	0
	Dec. 5	NY Jets	0	0	0.0	0	0	1	27	27.0	27	0
	Dec. 12	at Buffalo	0	0	0.0	0	0	0	0	0.0	0	0
	Dec. 19	at St. Louis	0	0	0.0	0	0	0	0	0.0	0	0
	Dec. 26	Minnesota	1	16	16.0	16	0	0	0	0.0	0	0
	Jan. 2	at Dallas	1	14	14.0	14	0	0	0	0.0	0	0
Season	Totals	9	115	12.8	19	0	1	27	27.0	27	0	0
Kickoff Returns	Date	Opp.	No.	Yards	Avg.	Long	TD					
	Sept. 12	at Tampa Bay	1	7	7.0	7	0					
	Sept. 19	Washington	6	151	25.1	45	0					
	Sept. 26	at New England	3	74	24.6	33	0					
	Oct. 3	Philadelphia	3	57	19.0	22	0					
	Oct. 10	at Arizona 2	40	20.0	21	0						
	Oct. 18	Dallas	2	35	17.5	20	0					
	Oct. 24	New Orleans	0	0	0.0	0	0					
	Oct. 31	at Philadelphia	1	26	26.0	26	0					
	Nov. 14	Indianapolis	3	54	18.0	19	0					
	Nov. 21	at Washington	2	53	26.5	27	0					
	Nov. 28	Arizona	6	105	17.5	27	0					
	Dec. 5	NY Jets	1	4	4.0	4	0					
	Dec. 12	at Buffalo	0	0	0.0	0	0					
	Dec. 19	at St. Louis	1	23	23.0	23	0					
	Dec. 26	Minnesota	1	18	18.0	18	0					
	Jan. 2	at Dallas	1	26	26.0	26	0					
Season	Totals	33	673	20.4	45	0						
1998	Date	Opp	Rec.	Yards	Avg.	Long	TD	Att.	Yards	Avg.	Long	TD
	Sept. 6	Washington	0	0	0.0	0	0	0	0	0.0	0	0
	Sept. 13	at Oakland	0	0	0.0	0	0	0	0	0.0	0	0
	Sept. 21	Dallas	1	5	5.0	5	0	0	0	0.0	0	0
	Sept. 27	at San Diego	0	0	0.0	0	0	0	0	0.0	0	0
	Oct. 4	at Tampa Bay	0	0	0.0	0	0	0	0	0.0	0	0
	Oct. 11	Atlanta	3	59	19.6	39	1	0	0	0.0	0	0
	Oct. 18	Arizona	3	32	10.6	13	0	0	0	0.0	0	0
	Nov. 1	at Washington	1	8	8.0	8	0	0	0	0.0	0	0
	Nov. 8	at Dallas	2	9	4.5	5	0	0	0	0.0	0	0
	Nov. 15	Green Bay	Did Not Play									
	Nov. 22	Philadelphia	Did Not Play									
	Nov. 30	at San Francisco	0	0	0.0	0	0	0	0	0.0	0	0
	Dec. 6	at Arizona	0	0	0.0	0	0	0	0	0.0	0	0
	Dec. 13	Denver	1	6	6.0	6	0	0	0	0.0	0	0
	Dec. 20	Kansas City	Did Not Play									
	Dec. 27	at Philadelphia	Did Not Play									
Season	Totals	11	119	10.8	39	1	0	0	0.0	0	0	0

Patten Game-by-Game Statistics

Kickoff Returns	Date	Opp.	No.	Yards	Avg.	Long	TD				
	Sept. 6	Washington	5	131	26.2	46	0				
	Sept. 13	at Oakland	4	101	25.2	49	0				
	Sept. 21	Dallas	0	0	0.0	0	0				
	Sept. 27	at San Diego	3	77	25.6	28	0				
	Oct. 4	at Tampa Bay	4	79	19.7	29	0				
	Oct. 11	Atlanta	5	96	19.2	22	0				
	Oct. 18	Arizona	2	44	22.0	30	0				
	Nov. 1	at Washington	4	146	36.5	90	1				
	Nov. 8	at Dallas	4	62	15.5	21	0				
	Nov. 15	Green Bay	Did Not Play								
	Nov. 22	Philadelphia	Did Not Play								
	Nov. 30	at San Francisco	4	74	18.5	27	0				
	Dec. 6	at Arizona	4	48	12.0	20	0				
	Dec. 13	Denver	4	69	17.2	27	0				
	Dec. 20	Kansas City	Did Not Play								
	Dec. 27	at Philadelphia	Did Not Play								
Season	Totals		43	927	21.6	90	1				

1997	Date	Opp	Rec.	Yards	Avg.	Long	TD	Att.	Yards	Avg.	Long	TD
	Aug. 31	Philadelphia	0	0	0.0	0	0	0	0	0.0	0	0
	Sept. 7	at Jacksonville	0	0	0.0	0	0	0	0	0.0	0	0
	Sept. 14	Baltimore	0	0	0.0	0	0	0	0	0.0	0	0
	Sept. 21	at St. Louis	0	0	0.0	0	0	0	0	0.0	0	0
	Sept. 28	New Orleans	0	0	0.0	0	0	0	0	0.0	0	0
	Oct. 5	Dallas	0	0	0.0	0	0	0	0	0.0	0	0
	Oct. 12	at Arizona	3	66	33.0	34	1	0	0	0.0	0	0
	Oct. 19	at Detroit	1	5	5.0	5	0	0	0	0.0	0	0
	Oct. 26	Cincinnati	0	0	0.0	0	0	0	0	0.0	0	0
	Nov. 9	at Tennessee	0	0	0.0	0	0	0	0	0.0	0	0
	Nov. 16	Arizona	2	35	17.5	26	0	0	0	0.0	0	0
	Nov. 23	at Washington	0	0	0.0	0	0	0	0	0.0	0	0
	Nov. 30	Tampa Bay	1	10	10.0	10	0	0	0	0.0	0	0
	Dec. 7	at Philadelphia	3	54	18.0	40	1	0	0	0.0	0	0
	Dec. 13	Washington	1	9	9.0	9	0	1	2	2.0	2	0
	Dec. 21	at Dallas	2	47	23.5	33	0	0	0	0.0	0	0
Season	Totals		13	226	17.4	40	2	1	2	2.0	2	0

Postseason	Dec. 27	Minnesota	5	86	17.2	37	0	0	0	0.0	0	0
------------	---------	-----------	---	----	------	----	---	---	---	-----	---	---

Kickoff Returns	Date	Opp.	No.	Yards	Avg.	Long	TD				
	Aug. 31	Philadelphia	0	0	0.0	0	0				
	Sept. 7	at Jacksonville	0	0	0.0	0	0				
	Sept. 14	Baltimore	0	0	0.0	0	0				
	Sept. 21	at St. Louis	1	26	26.0	26	0				
	Sept. 28	New Orleans	3	45	15.0	23	0				
	Oct. 5	Dallas	4	52	13.0	22	0				
	Oct. 12	at Arizona	0	0	0.0	0	0				
	Oct. 19	at Detroit	0	0	0.0	0	0				
	Oct. 26	Cincinnati	0	0	0.0	0	0				
	Nov. 9	at Tennessee	0	0	0.0	0	0				
	Nov. 16	Arizona	0	0	0.0	0	0				
	Nov. 23	at Washington	0	0	0.0	0	0				
	Nov. 30	Tampa Bay	0	0	0.0	0	0				
	Dec. 7	at Philadelphia	0	0	0.0	0	0				
	Dec. 13	Washington	0	0	0.0	0	0				
	Dec. 21	at Dallas	0	0	0.0	0	0				
Season	Totals		8	123	15.3	26	0				

Postseason	Dec. 27	Minnesota	0	0	0.0	0	0				
Postseason	Totals		0	0	0.0	0	0				

OWNERSHIP

COACHES

PLAYERS

STATISTICS

RECORDS

HISTORY

SIDELINES

26 Clinton Portis

Running Back



Height: 5-10
Weight: 212
Birthdate: 9/1/81

Miami
Gainesville High School
Gainesville, FL
4th NFL Season



Portis In Brief:



Portis was acquired by the Redskins in a blockbuster trade during the 2004

offseason for Champ Bailey. In three seasons in the NFL, Portis has positioned his name among the NFL's elite running backs. During his first season in Washington, Portis did not disappoint. On his first hand off as a Redskin, he scampered 64 yards for a touchdown. He started 15 games and finished the season with 1,315 yards on 343 carries and five scores. He added another two touchdowns on 37 receptions for 198 yards. He has now rushed for over 1,300 yards for his third consecutive season. In 2003, he won the NFL's Offensive Rookie of the Year award. In 44 career games (40 starts), Portis has rushed for 4,414 yards on 906 carries (4.9) and 33 touchdowns, while adding 913 yards receiving on 111 catches and four touchdowns. He entered the NFL as a second round selection (51st overall) by the Broncos in the 2002 NFL Draft.

NFL Acquisition: Portis was selected in the second round (51st overall) by the Denver Broncos in the 2002 NFL Draft.

How Acquired: Portis was acquired in a trade with the Denver Broncos in exchange for cornerback Champ Bailey on March 4, 2004.

2004 Season:

- Portis played and started 15 games before landing on injured reserve with a pectoral injury.
- He took his first hand off as a Redskin 64-yards for a touchdown (season opener vs. TB, 9/12) and had the most rushing yards (148) in a season opener by a Redskin since 1965.
- Portis rushed for over 1,300 yards for his third consecutive season.
- He became the fourth Redskin to eclipse the 1,300-yard mark in a single season and finished with the 6th highest single season rushing total (1,315) in Redskins' history.
- Portis finished the season with the 4th most carries (343) in a single season by a Redskins running back.
- Among his many achievements last season, Portis ranked 8th in the NFL and 3rd in the NFC in rushing yards, 5th in the NFL and 2nd in the NFC in rushing attempts, 11th in the NFL and 4th in the NFC in yards per game (87.7), and was named a 1st alternate to the 2005 Pro Bowl.
- He was one of only eight WR/RB's in the NFL to complete a TD pass in a game in 2004 (15-yards to WR Laveranues Coles at Detroit, 11/7)

Pro Career:

2003 Season:

- Portis was invited to play in his first Pro Bowl after another record-setting season with the Broncos. He started 13 games and posted 290 carries for 1,591 and 14 touchdowns. He also added 38 catches for 314 yards. He ranked third on the team in receptions with a career-high 38 for 314 yds. (8.3) with a long of 72, for a team-leading 1,905 total yds. from scrimmage, despite having played only one half in Weeks 2-3, missing Week 4 (vs. Det.) because of a bruised sternum and missing Wk. 16-17 (at Ind. and at G.B.) with a high ankle sprain.

- Portis ranked fifth in the NFL in rushing yds. (career-high 1,591); fifth in the AFC (7th NFL) in total yds. from scrimmage (career-high 1,905) and led all NFL running backs in yds.-per-carry (5.5).
- He closed his regular season by posting six straight 100-yd. games (Wks. 10-15; inactive final two weeks due to an ankle injury) and had a career-best 10 100-yd. rushing performances. He also rushed for nine TDs in his final three regular season games.
- He tied for third in the AFC (T9th NFL) in total touchdowns, tied for third in the NFL in rushing TDs and third in the AFC (6th NFL) in points scored among non-kickers. He also ranked sixth in the AFC (4th NFL) in first downs (86).
- Portis has averaged 106.9 yds. per game in 29 NFL contests (115.8 yds. per game in his 25 starts; 2,895 yds.). He has played too few games to qualify for the NFL's all-time yds. per game list, but his current figure would top the NFL career record of 104.3 by Jim Brown.
- He also does not yet have enough rushing attempts to qualify for the NFL's all-time yds. per carry chart (min. 750), but his career figure of 5.49 yds. per carry would top Franco Harris' NFL record for a running back, 5.22.
- Portis joined Eric Dickerson and Edgerrin James as the only players in NFL history to rush for at least 1,500

yds. in each of their first two seasons. He rushed for more yds. in his first two seasons (3,099) than all but three players in NFL history: Dickerson (3,913), James (3,262) and Earl Campbell (3,147).

- Portis was named AFC Offensive Player of the Week for Week 14 vs. K.C. (12/7) and earned the NFL's FedEx Ground Player of the Week award three times (Wks. 1, 13 & 14).

- Portis had 120 yards and two scores at Cincinnati (9/7) on 24 carries, earning him the NFL's FedEx Ground Player of the Week award. He also tallied five receptions for 39 yards in Week 1.

- In Week 2 at San Diego (9/14), Portis rushed for 129 yds. on just 12 carries (10.8) before leaving the game for good late in the first half because of a bruised sternum.

- In the home opener vs. Oak. (9/22), Portis rushed 10 times for 42 yds. (4.2) with a long of 13 and caught one pass for no gain, while being played sparingly after the first quarter due to an existing sternum injury.

- Portis bounced back from a sternum injury that caused him to miss Week 4 (vs. Det.) to rush for a then season-high 141 yds. on 23 carries (6.1) and a touchdown, while adding five receptions for a career-high 79 yds. (15.8), to post a then season-best 220 total yds. from scrimmage, at the time the second best total of his career. He also set new career-bests with a 65-yd. run from scrimmage for a touchdown, and a 72-yd. reception from Rod Smith on an end-around pass, making him just the third player since 1970 to post a run and a reception of 60+ yards in the same game. The others to accomplish this feat are San Francisco's Delvin Williams in 1976 (80 & 85 vs. Washington, Nov. 7) and Herschel Walker in 1986 (84 & 84 vs. Philadelphia, Dec. 14).

- In addition, 110 of Portis' 141 yds. came in the second half, giving him his second 100-yd. half of the season, and fourth of his career. In Week 7 at Min. (10/19), he rushed for 117 yds. and a touchdown on 25 carries (4.7), while adding three receptions for 43 yds. (14.3).

- He went over 100 yds. for the fifth time in eight games in Wk. 9 vs. N.E. (11/3), carrying the ball 26 times for 111 yds. (4.3) and a touchdown, while adding four receptions for 20 yds. (5.0).

- Two weeks later (after a bye), vs. S.D. (11/16), Portis recorded his 14th career 100-yd. rushing game, tallying 106 yds. on 25 carries (4.2). Versus Chi. (11/23), he ran for a then-season-high and second-best-of-his-career 165 yds. on 14 carries (11.8) to put him over 1,000 yds. for the second year in a row, and caught three passes for 23 yds. (7.7).

- He ran a career-high 34 times for a season-high 170 yds. (5.0) and two touchdowns at Oak. (11/30), while adding a catch for 7 yds. and his first career two-point conversion. Adding his 170 rushing yds. to the previous week's total (165 yds. vs. Chi.) gave Portis the best two-game output of his career. His performance was also good enough to garner the NFL's FedEx Ground Player of the Week award for the second time this season.

- Portis turned in arguably his best game as a pro in a key divisional rematch vs. 11-1 K.C. (12/7), rushing 22 times for 218 yds. (9.9) and a franchise-record five touchdowns to earn the NFL's FedEx Ground Player of the Week award for the second week in a row, and third time this season. He also added two catches for 36 yds. (18.0). His five rushing touchdowns tied for second most

in NFL history, while his five total touchdowns tied for fourth. He became one of 12 players in NFL history to record five touchdowns in a game. Portis' 254 total yds. from scrimmage was the most in one half in the NFL since Shaun Alexander ran for 192 vs. Oak., on 11/11/01. It was his third 100-yd. half of the season and fifth of his career, bettering his previous high for a half (129 at S.D., 9/7).

- In an overtime win vs. Cle. (12/14) Portis rushed for 139 yds. and two touchdowns on a career-high 38 carries (3.7), while also catching one pass for 6 yds. On his final carry he sprained his right knee and ankle. Portis was declared inactive at Ind. (12/21) and in the regular season finale at G.B. (12/28) while still recovering from the high-ankle sprain.

2002 Season:

- Portis was named NFL Offensive Rookie of the Year by AP, *Pro Football Weekly*, *Football Digest* and the Touchdown Club of Columbus; NFL Rookie of the Year by *The Sporting News* and *Sports Illustrated* and named to Pro Football Weekly All-Rookie team.

- He played in all 16 games and started each of the last 12, and ranked fourth in the NFL in rushing with a franchise rookie-record 1,508 yds. and 15 touchdowns (tying the franchise rookie record) on 273 carries (franchise-record 5.52 yds. per carry), with a long of 59, while also ranking fifth on the team with 33 receptions for 364 yds. (11.0) and two touchdowns, with a long of 66.

- Portis' 1,872 total yds. from scrimmage ranked fifth in the AFC (6th NFL), while his 95 first downs ranked fourth in the AFC and the NFL.

- Portis scored 11 touchdowns (10 rush., one rec.) in the last six games of the season, and in the five December games averaged 134.4 rushing yds., 165.2 total yds., 1.8 touchdowns and 6.5 yds. per carry.

- He led all NFL rookies in rushing yards (1,508), total yards from scrimmage (1,872), rushing touchdowns (15) and total touchdowns (17), and led the NFL in yds.-per-carry (5.52) among all running backs with 100 or more carries.

- Portis' 1,508 yards rushing are the fifth most by a rookie in NFL history. Portis posted the second best yards-per-carry avg. (5.52) for a rookie in NFL history behind Franco Harris' 5.61 in 1972, and set a franchise record.

- His 17 total touchdowns and 102 points both tied for third in the NFL (non-kickers) in 2002.

- His 228 rushing yds. in the season-finale vs. Ariz. (12/29) were the fourth most by a rookie in NFL history, and tied for the 16th best single-game total by any player in league history.

- Portis was named NFL Offensive Rookie of the Month for October, rushing for 358 yds. and three touchdowns on 79 carries (4.5), and catching 11 passes for 98 yds. (8.9) and one TD.

College/Personal:

- Portis earned first-team All-Big East honors from the league's coaches and third-team All-America acclaim from the Associated Press his junior year. He took over the tailback duties full-time for the first time in his career as a true junior and rushed for 1,200 yds. and 10 touchdowns on 220 carries (5.5 avg.), becoming only the

fifth player in school history to gain more than 1,000 yds. on the ground in a season.

- Portis' performance ranked No. 3 on the Hurricanes' all-time single-season list behind Edgerrin James (1,416 in 1998) and Otis Anderson (1,266 in 1978), and he helped guide Miami to an undefeated season and a national championship with a win over Nebraska in the Rose Bowl. He also caught 12 passes for 125 yds. (10.4 avg.) and a score.

- Portis' 10 rushing touchdowns and 11 total scores rank seventh on the school's single-season list, and his eight 100-yd. performances tied the school record first set by Anderson in 1978. As a sophomore, he rushed for 485 yds. and two touchdowns on 77 carries (6.3 avg.) in eight games. He also added 103 yds. on five receptions (20.6 avg.).

- Portis was a freshman All-America selection by *The Sporting News*, as he became just the second true freshman to start at running back at Miami since the 1975 season. He became an integral part of the offense following Najeh Davenport's season-ending injury in the Kickoff Classic and injuries to James Jackson. Portis set a school freshman record with five 100-yd.

performances, and led the team with 838 yds. and eight touchdowns on 143 carries (5.9 avg.) in 10 games. He also caught four passes for 44 yds. (11.0 avg.) and a pair of scores and recovered a fumble.

- Portis was a *USA Today* Honorable Mention All-America at Gainesville (Fla.) High School. He was named the No. 10 running back in the SEC Region by

PrepStar, was Florida's #4 tailback on the *Florida Times-Union* Super 75; was rated the 39th best player on the *Tampa Tribune* Florida top 50; was a Tampa Tribune Blue Chip selection; a *Super Prep* All-SEC Region Honorable Mention and No. 27 player in Florida, as well as first-team all-state, all-region and all-area selection.

- A three-year starter, Portis was the *Gainesville Sun* Player of the Year and set a school record rushing for 2,036 yds. as a senior. He averaged 8.0 yds. per carry and scored 26 touchdowns, and also saw action at defensive back where he had 79 tackles, three sacks and two interceptions.

- Portis was a standout in track and field, as well, clocking 10.6 in the 100 meters and participating on a state-record 4x100-meter relay team (40.8) and state champion 4x400-meter relay team. He posted a leap of 6'-6" in the high jump and 22'-8" in the long jump.

- Clinton Earl Portis was born Sept. 1, 1981 in Laurel, Miss.

Single-Game Highs

Attempts: 38 vs. Cleveland (12/24/03)
 Rushing Yards: 228 vs. Arizona (12/29/02)
 Long: 65t at KC (12/7/03)
 Touchdowns: 5 vs. KC (12/7/03)
 Receptions: 7 vs. GB (10/31/04)
 Receiving Yards: 79 at KC (10/5/03)
 Long: 72 at KC (10/5/03)

Portis Career Statistics

	Team	G	GS	Att	Yds	Avg	Long	TDs	Rec	Yds	Avg	Long	TD
2002	Denver	16	12	273	1508	5.5	59	15	33	364	11	66t	2
2003	Denver	13	13	290	1591	5.5	65t	14	38	314	8.3	72	0
2004	Washington	15	15	343	1,315	3.8	64t	5	40	235	5.9	18	2
	Career Totals	44	40	906	4,414	4.9	65t	34	111	913	8.2	72	

Portis Game-by-Game Statistics


	Date	Opp.	Att.	Yards	Avg.	Long	TD	Rec	Yards	Avg.	Long	TD
2004	Sept. 12	Tampa Bay	29	148	5.1	64	1	4	15	3.8	7	0
	Sept. 19	at NY Giants	20	69	3.5	21	0	2	29	14.5	16	1
	Sept. 27	Dallas	23	94	4.1	13	0	3	37	12.3	18	0
	Oct. 3	at Cleveland	20	58	2.9	10	1	2	15	7.5	12	0
	Oct. 10	Baltimore	25	53	2.1	9	0	4	16	4.0	8	0
	Oct. 17	at Chicago	36	171	4.8	22	0	1	11	11.0	11	0
	Oct. 31	Green Bay	17	70	4.1	15	0	7	17	2.4	7	0
	Nov. 7	at Detroit	34	147	4.3	21	0	1	11	11.0	11	0
	Nov. 14	Cincinnati	17	81	4.8	11	0	4	32	8.0	14	0
	Nov. 21	at Philadelphia	17	37	2.2	13	0	1	-4	-4.0	-4	0
	Nov. 28	at Pittsburgh	6	17	2.8	7	0	1	0	0.0	0	0
	Dec. 5	NY Giants	31	148	4.8	19	1	3	14	4.7	10	1
	Dec. 12	Philadelphia	23	80	3.5	13	2	4	22	5.5	15	0
	Dec. 18	at San Francisco	35	110	3.1	18	0	3	20	6.7	9	0
Dec. 26	at Dallas	10	32	3.2	5	0	0	0	0.0	0	0	
Jan. 2	Minnesota	Injured Reserve										
	Season Totals		343	1315	3.8	64	5	40	235	5.9	18	2
2003	Sept. 7	at Cincinnati	24	120	5.0	23	2	5	39	7.8	13	0
	Sept. 14	at San Diego	12	129	10.8	58	0	0	0	0.0	0	0
	Sept. 22	Oakland	10	42	4.2	13	0	1	0	0.0	0	0
	Sept. 28	Detroit	Inactive									
	Oct. 5	at Kansas City	23	141	6.1	65	1	5	79	15.8	72	0
	Oct. 12	Pittsburgh	15	47	3.1	10	0	5	26	5.2	10	0
	Oct. 19	at Minnesota	25	117	4.7	24	1	3	43	14.3	29	0
	Oct. 26	at Baltimore	22	86	3.9	17	0	6	29	4.8	7	0
Nov. 3	New England	26	111	4.3	15	1	4	20	5.0	10	0	

Portis Game-by-Game Statistics

Nov. 6	San Diego	25	106	4.2	30	0	2	6	3.0	5	0	
Nov. 23	Chicago	14	165	11.8	59	0	3	23	7.7	13	0	
Nov. 30	at Oakland	34	170	5.0	28	2	1	7	7.0	7	0	
Dec. 7	Kansas City	22	218	9.9	59	5	2	36	18.0	30	0	
Dec. 14	Cleveland	38	139	3.7	13	2	1	6	6.0	6	0	
Dec. 21	at Indianapolis	Inactive										
Dec. 28	at Green Bay	Inactive										
Season	Totals	290	1591	5.5	65	14	38	314	8.3	72	0	
Postseason	Jan. 4,	at Indianapolis	17	68	4.0	11	0	1	10	10.0	10	0
2002	Date	Opp.	Att.	Yards	Avg.	Long	TD	Rec	Yards	Avg.	Long	TD
	Sept. 8	St. Louis	5	34	6.8	15	0	0	0	0.0	0	0
	Sept. 15	at San Francisco	4	12	3.0	6	0	0	0	0.0	0	0
	Sept. 22	Buffalo	18	103	5.7	24	1	1	4	4.0	4	0
	Sept. 30	at Baltimore	8	55	6.9	24	0	3	30	10.0	17	0
	Oct. 6	San Diego	20	102	5.1	16	0	2	17	8.5	9	1
	Oct. 13	Miami	18	75	4.2	15	0	6	67	11.2	21	0
	Oct. 20	at Kansas City	15	70	4.7	17	1	3	14	4.7	5	0
	Oct. 27	at New England	26	111	4.3	11	2	0	0	0.0	0	0
	Nov. 11	Oakland	14	50	3.6	11	1	4	26	6.5	15	0
	Nov. 17	at Seattle	23	136	5.9	34	0	2	52	26.0	38	0
	Nov. 24	Indianapolis	18	88	4.9	11	2	0	0	0.0	0	0
	Dec. 1	at San Diego	23	159	6.9	43	2	3	34	11.3	17	0
	Dec. 8	at NY Jets	24	103	4.3	10	0	3	22	7.3	12	0
	Dec. 15	Kansas City	21	130	6.2	51	3	3	75	25.0	66	1
	Dec. 22	at Oakland	12	52	4.3	13	1	1	5	5.0	5	0
	Dec. 29	Arizona	24	228	9.5	59	2	2	18	9.0	14	0
Season	Totals		273	1508	5.5	59	15	33	364	11.0	66	2

20 Pierson Prioleau

Safety



Height: 5-11
 Weight: 185
 Birthdate: 8/6/77
 Virginia Tech
 Macedonia High School
 Charlestown, SC
 7th NFL Season



NFL Acquisition: Prioleau was drafted by the San Francisco 49ers in the fourth round (110th overall) of the 1999 NFL Draft.

How Acquired: Signed with the Redskins as a free agent on March 16, 2005.

2004 Season:

- Prioleau played in all 16 games with two starts.
- He totaled 37 tackles (14 solo) on the year.
- In his first start of the season at the New York Jets (10/10) in Week 5, he recorded 11 tackles and added a fumble recovery.
- Prioleau recorded a season-high five special teams tackles at San Francisco (12/26).

Pro Career:

2003 Season:

- Prioleau appeared in 16 games with six starts.
- He recorded nine tackles at safety and one pass



Prioleau In Brief:

Prioleau signed with the Redskins as a free agent during the 2005 offseason. He is a smart and experienced player that will add depth to the secondary and also add a force on special teams units. The six-year veteran has appeared in 80 games with 38 starts and has amassed 276 tackles (195 solo) with 2.5 sacks and an interception. He was drafted by the San Francisco 49ers and played with the Niners for two seasons before being released and signed by the Buffalo Bills during the 2001 season. During his time in Buffalo, he played for Redskins' Assistant Head Coach for Defense Gregg Williams and safeties coach Steve Jackson.

defensed, as well as one special teams tackle at Miami (9/21).

- He tallied a blocked punt and safety at Kansas City (10/26)

2002 Season:

- In his first full season with the Bills, Prioleau started all 16 games at free safety. That marked the first time in his career that he played in all 16 games.
- He finished fifth on the team with a career-best 86 tackles; previous career-high was 48 in 1999, and also had 10 stops on special teams.
- He recorded a season-high 12 tackles (10 solos) in Week 2 at Minnesota (9/15).
- At Miami (10/20), Prioleau recorded his second career sack in the Bill's victory over the Dolphins - other career sack also came against Dolphins - when he tackled Ray Lucas on third down to force a punt.

2001 Season:

- Prioleau signed with the Bills on 11/7/01 and was inactive for the first three games after joining the team but was impressive when he saw action in the final six games; that stint included starts at free safety in the season's final two contests.
- He ended the season in very impressive fashion with a career performance in the finale at Miami (1/6) when he dropped Jay Fiedler for his first career sack, led the team with a career-best 13 tackles (10 solo) and forced a fumble; his biggest play was nullified by penalty when he returned a third quarter INT off Fieldler 44 yards for an apparent TD but saw it come back on a defensive holding call away from the play.

2000 Season:

- Prioleau appeared in 14 games for the Niners, making six starts at free safety and recorded 38 tackles (33 solo) and his first career interception.

1999 Season:

- Prioleau played in 14 games and made five starts.

- He led all 49ers rookies with 48 tackles and was credited with one special teams tackle at Jacksonville (9/12).
- He was inactive vs. NO (9/19) and at Arizona (9/27).
- Prioleau posted eight tackles (seven solo), one forced fumble and one pass deflection vs. Washington (12/26).

College/Personal:

- Prioleau started every game for a Virginia Tech defense that led the Big East with 12.9 points per game allowed.
- He finished with 61 tackles (41 solo) and two interceptions as senior.
- He was named first-team All-Big East and third-team All-America by *The Sporting News*.
- His full name is Pierson Olin Prioleau, pronounced "PEER-sun PRAY-low".
- His hometown is Alvin, SC where he played both sides of the ball at Macedonia High and he rushed for 927 yards and 18 touchdowns and amassed 800 receiving yards for five touchdowns. He finished with 77 tackles and one interception as senior defensive back and earned All-Region honors as junior and senior. He holds the school record with 43'1/2" vertical jump.
- He majored in interdisciplinary studies at Virginia Tech.
- Prioleau and his wife, Alicia, have a son Pierson Jalen (P.J.) and reside in Radford, VA..

Single-Game Highs

- Total Tackles:** 13 at Miami (1/6/02)
Solo Tackles: 10, twice, last at Minnesota (9/15/02)

Prioleau Career Statistics

	Team	G	GS	Tkls	Solo	Int	Yds	TDs	Sack(s)	FF	FR
1999	San Francisco	14	5	48	40	0	0	0	0	1	0
2000	San Francisco	14	6	38	33	1	13	0	0	2	0
2001	Buffalo	6	2	30	21	0	0	0	1	1	0
2002	Buffalo	16	16	86	64	0	0	0	1	0	0
2003	Buffalo	16	16	37	23	0	0	0	0.5	1	0
2004	Buffalo	16	2	37	14	0	0	0	0	0	1
Career	Totals	82	47	276	195	1	13	0	2.5	5	1

61 Casey Rabach

Offensive Lineman



Height: 6-4
Weight: 301
Birthdate: 9/24/77
Wisconsin
Sturgeon Bay High School
Sturgeon Bay, WI
5th NFL Season



NFL Acquisition: Originally selected with the Baltimore Ravens' third round pick (92nd overall) in the 2001 NFL Draft

How Acquired: Signed with Washington as a free agent on March 2, 2005.

2004 Season:

- Rabach started at left guard for an injured Edwin Mulitalo (torn left triceps) and helped pave the way for the Ravens to rush for 190 yards (4.6 ypc) and did not allow a sack for the 2nd-straight game in the 30-23 victory in the season finale vs. Miami (1/2/05).
- He started at center and helped open holes allowing the Ravens to rush for 160 yards, including 130 by Jamal Lewis in game 14 at Indianapolis (12/19).
- Rabach also helped protect Kyle Boller, allowing him to throw for 219 yards and a career-high four TDs against the Giants and helped open holes allowing the Ravens to run for 192 yards, averaging 6.2 yards per rush in game 12 vs. Cincinnati (12/5).
- Started at center and helped pave the way for the Ravens to rush for 254 yards and two rushing scores, including a franchise-record 10.3 yards per carry by Jamal Lewis in game 3 at Cincinnati (9/26).

Pro Career:

2002 Season:

- Rabach played in 14 regular season games, starting two.
- He subbed for an injured Bennie Anderson at right guard and helped to open holes, allowing the Ravens to rush for 276 yards, including 205 by Jamal Lewis in the 35-0 victory in game 15 at Cleveland (12/21).
- Rabach subbed at right guard and helped protect Anthony Wright, allowing him to throw for a career-high



Rabach In Brief:

Rabach was signed by the Redskins during the 2005 offseason. He is a versatile and powerful lineman who can play both guard and center. He was the only offensive lineman to start all 16 games in 2004 while with the Baltimore Ravens, playing center all season for the injured Mike Flynn (clavicle) until the season finale vs. Miami (1/2/05), when he moved to left guard for the injured Edwin Mulitalo (triceps). Rabach helped pave the way for 2,063 rushing yards last season and along with the rest of the line, helped Jamal Lewis (who missed four games) break the 1,000-yard mark vs. Miami (1/2/05) in the season finale. Rabach was considered one of the best offensive line backups in the league in 2002 and 2003. He played in 14 regular season games, starting two, and saw action in the Ravens' postseason contest in 2003 and saw action in 12 games, starting five in 2002 while playing both guard and center positions. He did not see action as a rookie. Rabach was the first Badger to be drafted by the Ravens, and the second center (Jeff Mitchell, Florida, fifth round, 1997).

319 yards and four touchdowns in a spectacular 44-41 OT come-from-behind victory in game 11 vs. Seattle (11/23).

- He subbed at right guard after Bennie Anderson injured his thigh and at left guard for Edwin Mulitalo, who left the game with a knee injury, and helped open holes, allowing Jamal Lewis to rush for an NFL record 295 yards and two scores in Week 2 vs. Cleveland (9/14). He helped clear the way for Lewis to average 9.8 yards per carry and allowed the Ravens to rush for 343 yards as a team.

2002 Season:

- Rabach was a versatile lineman off the bench, seeing action in 12 games, starting five: four at left guard and one at center
- He subbed for an injured Anderson (stinger) and helped protect QB Jeff Blake, allowing him to complete 18 of 30 passes (60.0%) for 228 yards, two touchdowns and no interceptions for a 106.0 QB rating. Also, the

Rabach Career Statistics

	Team	G	GS
2001	Baltimore	0	0
2002	Baltimore	12	5
2003	Baltimore	14	2
2004	Baltimore	16	16
Career	Totals	42	23

line did not allow a sack in game 14 at Houston (12/15).

- He helped pave the way for the Ravens offense to rack up 201 rushing yards, including a then-career-high-tying 187 yards for RB Jamal Lewis. Rabach delivered a punishing block to spring Lewis on his then-franchise record 75-yard run and also helped provide protection for QB Chris Redman to throw two touchdowns (his 2nd consecutive multi-TD game) and did not allow a sack against the Browns.

2001 Season:

- Rabach was inactive for 14 games and did not see action all season.

College/Personal:

- Rabach started 48 games for the Badgers and was 1-of-4 consensus All-American linemen in the Barry Alvarez regime (center Cory Raymer and tackles Aaron Gibson and Chris McIntosh), and 1-of-11 1st-team All-Big Ten Conference offensive linemen.

- The Badgers averaged 218.0 yards per game rushing during his career (over 10,000 yards total) and he holds the rare distinction of garnering All-Big Ten Conference 1st-team honors at two different positions, picking up those accolades as a center in 1999, then at guard in 2000.

- Rabach was a starter on back-to-back Rose Bowl

Champion teams (1999 and 2000) and earned 2nd-team All-America honors by the Associated Press and Walter Camp as a senior.

- He was the recipient of the Wayne Souza Award, given annually to the Wisconsin offensive player that contributes the best of his abilities on and off the field
- Rabach was a three-time Honor Roll student and an agricultural journalism major.

- His cousin Nick Greisen plays linebacker for the New York Giants and other cousin, Chris Griesen, plays for the Dallas Desperados.

- While in Baltimore he participated in the "Breath of Life," which benefits asthmatic research and the Cystic Fibrosis fundraiser at M&T Bank Stadium in 2003. He also worked with the American Red Cross assisting at their blood drives and participated in the Empty Bowls project at South Carroll HS in 2002, which raised money for the Carroll County (MD) Human Services Department.

- His great uncle, Stan Kramer, played for the Green Bay Packers.

- He and his wife, Nicole, were married on February 16, 2002 and welcomed a daughter, Alana Nicole, on March 27, 2005.

- His name is pronounced: RAH-bock and his full name is Casey Edward Rabach.

11 Patrick Ramsey Quarterback



Height: 6-3
Weight: 225
Birthdate: 2/14/79
Tulane
Ruston High School
Ruston, LA
4th NFL Season



How Acquired: Selected by the Washington Redskins in the first round of the 2002 NFL Draft (32nd overall).

2004 Season:

- After serving as backup for the first nine games, Ramsey started the final seven games in 2004.
- He tied a career high with three touchdown passes and had a career-high 139.2 passer rating in a win against the New York Giants (12/5).
- Ramsey saw his first action of the year at New York in Week 2 after an injury to starter Mark Brunell. He completed nine of 18 passes for 142 yards and a score.
- He saw his first start of the season in Week 11 at Philadelphia, going 21 of 34 for 162 yards and one interception.
- In addition to the win over the Giants, Ramsey also posted a 100+ QB rating on two other occasions: at San Francisco (103.0, 12/15) and vs. Minnesota (100.8,



Ramsey In Brief:

Ramsey has solidified himself as one of the brightest and toughest young quarterbacks in the NFL. He finished 2004 completing 169 passes on 272 attempts for 1,451 yards and 10 touchdowns for a 74.8 QB rating. The Redskins first round pick in 2002, Ramsey has started 23 games and appeared in 29 during his three-year career. He has completed 465-of-836 passes for 5,156 yards and 33 touchdowns and 25 interceptions, translating into a 74.4 quarterback rating. In 2003, he emerged as the team's undisputed starter, and flourished before being hampered by a foot injury that made him miss five games. In his 11 starts, Ramsey threw for 2,166 yards on 179-of-337 passing with 14 scores and nine interceptions. He also emerged as a team leader on the field and in the community.

1/2), both were Redskins' victories.

Pro Career:

2003 Season:

- Ramsey emerged as the Redskins undisputed starter and team leader. He started 11 games before being sidelined with a foot injury with five games remaining in the season.

- He exploded early in the season and finished with 179 completions on 337 attempts for 2,166 yards and 14 scores and nine interceptions. He had a quarterback rating of 75.8 and a long completion of 64 yards.

- In the season opener for the Redskins and the entire NFL against the Jets (9/4), Ramsey led the squad to a close victory and was 17-of-23 for 185 yards and a touchdown. He had a career-long run of 24 yards that set up the game-winning field goal.

- In his second game, he had his most prolific game statistically with 356 yards passing and two touchdowns on 25-of-39 passing. He also suffered a sprained shoulder during the game and led the Redskins to a two-point victory from a 17-0 deficit in the first half. He had touchdown passes of 21-yards to Rod Gardner and 19-yards to Laveranues Coles.

- Against the New York Giants, Ramsey had his second 300-yard passing performance. He was 23-of-45 for 348 yards and two touchdowns in an overtime loss to the Giants. He had touchdown passes of four yards to Damerien McCants and six yards to Gardner.

- His second straight 300-yard passing game was the first time a Redskins quarterback accomplished the feat since Mark Rypien in 1991.

- Ramsey set a career-high of 50 attempts at Philadelphia (10/3) when he finished with 25 completions for 271 yards and a 32-yard touchdown pass to McCants.

- Against Seattle (11/9), Ramsey led the Redskins to a win after a 14-3 deficit in the first half. He finished 17-of-32 for 232 yards and two touchdowns.
- He threw two touchdown passes and was 16-of-35 for 150 yards against Carolina (11/16).

- At Miami (11/23) he left the game with a mild concussion in the first quarter. He was hampered with a foot injury for most of the season and was named inactive for the next two games and was placed on injured reserve on December 8.

2002 Season:

- In an up-and-down rookie season, Ramsey started five games and appeared in nine and completed 117-of-227 passes for 1,539 yards and nine touchdowns and eight interceptions.

- Ramsey made his pro debut at Tennessee in Week 5 (10/6). His first start came the following week vs. New Orleans (10/13).

- In his debut against the Titans, he had the best rookie debut as he completed 20-of-34 passes for 268 yards and two touchdowns, besting fellow rookie quarterbacks David Carr of Houston and Joey Harrington of Detroit.

- He threw his first career touchdown pass to Rod Gardner for 20-yards vs. the Titans (10/6) and he completed a season-high three touchdown passes at Philadelphia (12/15) in Week 15.

- He made his first career start at quarterback vs.

New Orleans (10/13), and finished the game 21-of-43 for 320 yards and one touchdown (Kenny Watson 62-yards). In addition, Ramsey also rushed for his first career touchdown.

- Against Green Bay (10/20) on the road, he started at quarterback and completed 10-of-24 passes for 135 yards with a long of 47 yards. He did not play vs. Indianapolis (10/27) and at Seattle (11/3).

- He entered the game vs. the Giants (12/8) in the third quarter for injured starter Danny Wuerffel, and finished 12-of-27 for 204 yards with one touchdown (Gardner, 13-yards).

- He was 23-for-35 for 213 yards and three touchdowns in the start at Philly (12/15), (Derrius Thompson 21-yards, Gardner 30-yards, Chris Doering 15-yards). He finished the game with a 110.8 quarterback rating.

- He finished strong and earned wins in his final two starts of the season, vs. Houston (12/22) and in the season finale against Dallas (12/29). He completed 14-of-32 passes for 190 yards and two touchdowns against the Texans (Rock Cartwright, 12-yards and Thompson, 13-yards). Against the Cowboys, he finished 17-of-31 for 209 yards and a long of 40 yards.

College/Personal:

- As a senior at Tulane in 2001, Ramsey started 11 games, completing 256 of 448 passes (57.1%) for 2,935 yards and 22 touchdowns. His 2,935 yards rank third in the Tulane season-record list behind his own 3,410 yards in 1999, and Shaun King's 3,232 in 1998.

- His 256 pass completions are topped only by his own 1999 total of 310 in school annals. He also scored one rushing touchdown on 45 carries. Ramsey averaged 256.4 yards per game in total offense and his 2,820 yards of total offense rank sixth on the school's season-record list.

- He set a Tulane record with at least one touchdown pass in 31-straight games. Ramsey's 58.9% pass completion percentage is topped only by Mike McKay (59.9%, 1981-82) in Tulane records. For his collegiate career, He completed 798 of 1355 passes (58.9%) for 9,205 yards and 72 touchdowns, surpassing the career-records of 649 completions of 1,163 passes for 8,419 yards and 70 touchdowns by Shaun King (1995-98).

- In 2000, Ramsey was selected to the All-Louisiana first-team and All-Conference USA second-team. He led the third-ranked passing offense (seventh overall) in the country and earned Conference USA Player of the Week honors three times. He completed 229 of 389 passes (58.9%) for 2,833 yards and 24 touchdowns and his 283.3 yards per game passing led the conference and his average of 288.6 yards per game in total offense ranked eighth in the nation.

- In 1999, he set 20 Tulane passing marks, including the single-season records for yards (3,410), yards per game (310.0), attempts (513) and completions (310).

Single-Game Highs

Completions: 29 vs. Philadelphia (12/12/04)
Attempts: 45, twice, last vs. Philadelphia (12/12/04)
Yards: 356 at Atlanta (9/14/03)
Long: 64 vs. Seattle (11/09/03)
Touchdowns: 3, twice, last vs. NY Giants (9/19/04)

His 25 touchdowns rank second on the school's season-record list and he averaged 304.5 yards per game in total offense.

- Ramsey graduated from Ruston (La.) High School. He was a two-year starter for the football team, completing 90 of 201 passes for 1,073 yards and 12 touchdowns as a senior. An accomplished javelin thrower, he won the state Class 5A championship and prestigious Golden West Invitational in the javelin throw as a senior.
- He was also the No. 1 prep javelin thrower nationally in 1997. He also won a bronze medal at the Pan American Games in Havana, Cuba. He competed for the Tulane track team and posted a Conference USA-best throw of 218 feet in the javelin during the 1998 outdoor season.
- He was a perennial Honor Roll student. A five-time selection to the Conference USA Commissioner's Honor Roll, he graduated from Tulane in December 2001, with a double degree in Accounting and Finance.
- He and his wife, Virginia, were married on April 13, 2002, a week before the 2002 NFL Draft. He and his wife live in Purcellville, VA and are the proud owners of two Labradors, Dixie and Gus. He enjoys playing golf, hunting and fishing in his spare time, with his best

friend, Redskins tackle Jon Jansen. He cites his parents and former Baltimore and LSU quarterback Bert Jones as role models.

- Since joining the Redskins, Ramsey has been very active in the community, participating in many events in conjunction with the Washington Redskins Charitable Foundation. This past season, Ramsey took part in the Foundation's annual golf tournament. He also participated in the annual Rally Round the Redskins dinner and distributed toys as part of the Skins Santa Shoppe. In 2003, Ramsey participated in the Redskins Read Kickoff in June, as well as a number of reading events throughout the season. During the holidays, Patrick helped teammate Eddie Mason by filling baskets for the Faith Foundation Harvest Outreach Thanksgiving Basket Drive, feeding more than 200 underprivileged families in the D.C. area. He attended The Taste of the NFL, a dinner and auction benefiting the D.C. Central Kitchen. Ramsey is also a spokesperson for the Boy Scouts of America National Capital Area troops. He starred in several public service announcements including a Redskins Read spot with Rod Gardner and a spot for Children's Hospital. He also attended Rally Round the Redskins to benefit Ronald McDonald House.

Ramsey Career Statistics

Team	G	GS	Att	Comp	Yds	Pct	TDs	Int	Long	Sacks	Rating
2002 Washington	9	5	227	117	1539	51.5%	9	8	62	18	71.5
2003 Washington	11	11	337	179	2166	53.1%	14	9	64	30	76.4
2004 Washington	9	7	272	169	1451	62.1%	10	11	51	22	74.8
Career Totals	29	23	836	465	5156	55.6%	33	25	64	70	74.4

Ramsey Game-by-Game Statistics

2004	Date	Opp.	Att	Comp	Pct.	Yards	Yds/Att	TD	Int	Long	Sack(s)	Yards Lost
	Sept. 12	Tampa Bay	Did Not Play									
	Sept. 19	at NY Giants	18	9	50.0	142	7.9	1	3	51	3	16
	Sept. 27	Dallas	Did Not Play									
	Oct. 3	at Cleveland	Did Not Play									
	Oct. 10	Baltimore	Did Not Play									
	Oct. 17	at Chicago	Did Not Play									
	Oct. 31	Green Bay	Did Not Play									
	Nov. 7	at Detroit	Did Not Play									
	Nov. 14	Cincinnati	37	18	48.6	210	5.7	1	2	27	4	28
	Nov. 21	at Philadelphia	34	21	61.8	162	4.8	0	1	15	1	0
	Nov. 28	at Pittsburgh	34	19	55.9	138	4.1	1	1	20	4	30
	Dec. 5	NY Giants	22	19	86.4	174	7.9	3	0	20	1	6
	Dec. 12	Philadelphia	45	29	64.4	251	5.6	0	1	31	3	27
	Dec. 18	at San Francisco	27	18	66.7	214	7.9	1	0	39	1	5
	Dec. 26	at Dallas	29	19	65.5	158	5.4	1	2	32	2	9
	Jan. 2	Minnesota	26	17	65.4	216	8.3	2	1	45	3	15
	Season Totals		272	169	62.1	1665	6.1	10	11	51	22	136
2003	Date	Opp.	Att	Comp	Pct	Yards	Yds/Att	TD	Int	Long	Sack(s)	Yards Lost
	Sept. 4	NY Jets	23	17	73.9%	185	8.0	1	1	48	4	18
	Sept. 14	at Atlanta	39	25	64.1%	356	9.1	2	0	35	6	46
	Sept. 21	NY Giants	45	23	51.1%	348	7.7	2	1	34	3	16
	Sept. 28	New England	22	10	45.5%	147	6.7	0	0	30	2	13
	Oct. 3	at Philadelphia	50	25	50.0%	271	5.4	1	2	32	2	13
	Oct. 12	Tampa Bay	32	21	65.6%	211	6.6	1	2	29	4	30
	Oct. 19	at Buffalo	25	8	32.0%	112	4.5	1	0	47	1	0
	Nov. 2	at Dallas	30	16	53.3%	147	4.9	2	0	31	4	43
	Nov. 9	Seattle	32	17	53.1%	232	7.3	2	2	64	0	0
	Nov. 16	at Carolina	35	16	45.7%	150	4.3	2	1	23	3	23
	Nov. 23	at Miami	4	1	25.0%	7	1.8	0	0	7	1	4
	Nov. 30	New Orleans	3rd QB									
	Dec. 7	at NY Giants	3rd QB									
	Dec. 14	Dallas	IR									
	Dec. 21	at Chicago	IR									
	Dec. 27	Philadelphia	IR									
	Season Totals		337	179	53.1%	2166	6.4	14	9	64	30	206

Ramsey Game-by-Game Statistics

2002	Date	Opp.	Att	Comp	Pct	Yards	Yds/Att	TD	Int	Long	Sack(s)	Yards Lost
	Sept. 8	Arizona	3rd QB									
	Sept. 16	Philadelphia	3rd QB									
	Sept. 22	at San Francisco	3rd QB									
	Sept. 29	at Tennessee	34	20	58.8%	268	7.9	2	0	44	1	7
	Oct. 6	New Orleans	43	21	48.8%	320	7.4	1	4	62	7	56
	Oct. 13	at Green Bay	24	10	41.7%	135	5.6	0	0	47	6	43
	Oct. 20	Indianapolis	DNP									
	Oct. 27	at Seattle	DNP									
	Nov. 3	at Jacksonville	1	0	0.0%	0	0.0	0	1	0	0	0
	Nov. 10	at NY Giants	3rd QB									
	Nov. 17	St. Louis	DNP									
	Nov. 24	at Dallas	1	0	0.0%	0	0.0	0	1	0	0	0
	Dec. 8	NY Giants	27	12	44.4%	204	7.6	1	0	36	1	11
	Dec. 15	at Philadelphia	35	23	65.7%	213	6.1	3	0	30	2	7
	Dec. 22	Houston	31	14	45.2%	190	6.1	2	0	33	0	0
	Dec. 29	Dallas	31	17	54.8%	209	6.7	0	2	40	1	8
	Season	Totals	227	117	51.5%	1539	6.8	9	8	62	18	132

52 Cory Raymer

Center



Height: 6-3
 Weight: 300
 Birthdate: 3/3/73
 Wisconsin
 Goodrich High School
 Fond du Lac, WI
 10th NFL Season



Raymer In Brief:



Raymer is a tough and grided veteran that is familiar to the Redskins community as he played for the club for his first seven seasons in the NFL. Raymer has started 83 games and has appeared in 96 during his career, seven seasons with the Redskins and two with San Diego. Last season he started 14 games and played in 15. He had his most productive seasons in 1998, 1999 and 2001 when he started all 16 games.

NFL Acquisition: Raymer was selected in the second round (37th overall) of the 1995 NFL Draft.

How Acquired: He re-signed with the Redskins as an undrafted free agent on March 11, 2004.

2004 Season:

- Raymer got his first start of the season in Week 3 against the Dallas Cowboys on Monday Night Football and went on to be the starter at center for the remainder of the season.
- Along with the rest of the offensive line, Raymer helped running back Clinton Portis rush for over 1,300 yards, becoming only the fourth Redskin to do so in a single season.

Pro Career:

2003 Season:

- Raymer while with San Diego started at center in place of injured Jason Ball Weeks 13-16 and then replaced Ball at center in third quarter against Kansas City (11/30).
- He then started at center Weeks 7-10 and also replaced Ball at center at Cleveland (10/19) and also saw reserve action at right guard at Jacksonville (10/5) and at left guard versus Baltimore (9/21).

2002 Season:

- Raymer was placed on the injured reserve list on Sept.

26 after suffering season-ending Achilles injury at Arizona (9/22). He started the Chargers' first three games at center.

2001 Season:

- Raymer started all 16 games at center for Washington.

2000 Season:

- He suffered a torn ACL in training camp on Aug. 14 and returned to practice after being inactive for the first four games of season. He reinjured his knee in practice on Sept. 28 and was placed on the injured reserve list for the remainder of season.

1999 Season:

- He started all 16 games and also started playoff games for the Redskins. He was a fixture on the offensive line which helped propel the NFL's second-ranked offense.

• Raymer and the rest of the offensive line earned game balls after the Redskins' offense amassed 395 total yards in the 50-21 rout over the Giants in Week 2.

1998 Season:

• He started all 16 games for the first time in his career and played in all but one of the Redskins total plays.

1997 Season:

• Raymer played in six games with three starts and took over the starting role at center when Jeff Uhlenhake was sidelined for the final three games of season.

1996 Season:

• Raymer played in six total games and started the first five games of season and played every snap until injuring his knee against the New York Jets.
• He returned for three plays versus Indianapolis Oct. 27 and two days later, suffered season-ending injuries in a serious car accident while returning from a fishing trip. He ended up suffering a bruised kidney, fractured vertebra and badly sprained left shoulder when his vehicle turned over after he tried avoiding a car that crossed into his path.

1995 Season:

• Raymer broke his ankle in a scrimmage versus Pittsburgh in the first week of training camp and didn't play until making his first NFL in Week 1. He finished the season with two starts in three games.

College/Personal:

• Raymer was a unanimous first-team All-America

selection and became the first Badgers' center since former Pittsburgh Steelers great Mike Webster to earn All-Big Ten honors.

• He played at Wisconsin from 1991-94 and earned a degree in letters and sciences.

• Raymer was a USA Today All-America Honorable Mention as defensive tackle at Goodrich High School in Fond du Lac and a consensus first-team All-State pick.

• Raymer and his wife, Heidi, have two sons, Dylan and Mason and a daughter, Austin and reside in San Diego.

• While with the Redskins in 2001, Raymer and many of the Redskins players visited the Pentagon to help build up the morale among rescue workers.

• In 2004, Raymer took part in the annual Rally Round the Redskins dinner to benefit Ronald McDonald House.

Raymer Career Statistics

	Team	G	GS
1995	Washington	3	2
1996	Washington	6	5
1997	Washington	6	3
1998	Washington	16	16
1999	Washington	16	16
2000	Washington	0	0
2001	Washington	16	16
2002	San Diego	3	3
2003	San Diego	15	8
2004	Washington	15	14
Career	Totals	96	83

88 Robert Royal

Tight End



Height: 6-4
Weight: 260
Birthdate: 5/15/79
LSU
Karr High School
New Orleans, LA
3rd NFL Season



How Acquired: Royal was selected in the fifth round (160th overall) by the Redskins in the 2002 NFL Draft.

2004 Season:

• Royal appeared in 14 games, with nine starts.
• He finished the season with 70 yards and four touchdowns on only eight catches.
• Royal recorded his first career touchdown against the New York Giants in Week 13 (12/5).

Pro Career:

2003 Season:

• Royal started six games and caught five passes for 48 yards and also served on special teams units.



Royal In Brief:

Royal is a big, athletic tight end that has battled injuries since the Redskins selected him in the fifth round of the 2002 NFL Draft. He enjoyed his most prolific season in 2004. Royal appeared in 14 games with nine starts recording four touchdowns on only eight receptions (70 yards). Royal's first two seasons with the Redskins both were cut short due to injuries.

• His season was cut short due to an injury suffered against Tampa Bay (10/12) and was placed on injured reserve on 10/14.

2002 Season:

• He spent the season on IR after suffering a season-ending high left ankle sprain against New England (8/29) during the preseason. He was placed on injured reserve September 1 and spent the entire season rehabbing the ankle.

College/Personal:

- Royal finished his college career at LSU with 59 receptions for 707 yards (12.0 avg) and seven touchdowns while starting 24 of 42 games. Royal's career reception and yardage totals rank third in LSU history among tight ends, while his TD total of seven ranks second.
- As a senior, he was an All-SEC first-team selection and earned second-team honors from the Associated Press. He also received the Eric Andolsek Leadership Award for his performance and was one of three team captains for LSU.
- In the SEC Championship against Tennessee, Royal caught 2 passes for 17 yards. He hauled in two catches for 15 yards and a seven-yard touchdown in the Sugar Bowl against Illinois.
- Royal tallied 80 tackles and five sacks at defensive

end his senior year at Karr (New Orleans, LA) High School. Primarily a blocker, he also posted nine catches for 177 yards, an average of 19.7 yards per catch during his senior season.

- In 2004, Royal participated in the Washington Redskins Charitable Foundation's annual 4th & Life program where he spoke to over 800 high school football players to emphasize how to use their talents off the field and prepare for life after football. He also helped distribute food at the Thanksgiving Food Drive.
- He cites his role model as his grandmother, Shirley Jackson. He was also a member of Omega Psi Phi fraternity and his cousin, Donald Royal played in the NBA.
- He graduated from LSU in August 2001 with a degree in kinesiology, and is a native of New Orleans, LA. Royal also has a daughter, Skky.

Single-Game Highs

Receptions: 2 vs. N.Y. Jets (9/4/03)

Yards: 24 vs. N.Y. Jets (9/4/03)

Touchdowns: 1, four times, last vs. Minnesota (1/2/05)

Royal Career Statistics

	Team	G	GS	Rec	Yds	Avg	Long	TDs
2003	Washington	6	6	5	48	9.6	20	0
2004	Washington	14	9	8	70	8.8	23	4
Career	Totals	20	15	13	118	10.3	23	4

Royal Game-by-Game Statistics

2004	Date	Opp.	Rec.	Yards	Avg.	Long	TD
	Sept. 12	Tampa Bay	0	0	0.0	0	0
	Sept. 19	at NY Giants	0	0	0.0	0	0
	Sept. 27	Dallas	1	10	10.0	10	0
	Oct. 3	at Cleveland	Inactive				
	Oct. 10	Baltimore	0	0	0.0	0	0
	Oct. 17	at Chicago	Did Not Play				
	Oct. 31	Green Bay	1	23	23.0	23	0
	Nov. 7	at Detroit	0	0	0.0	0	0
	Nov. 14	Cincinnati	0	0	0.0	0	0
	Nov. 21	at Philadelphia	0	0	0.0	0	0
	Nov. 28	at Pittsburgh	1	6	6.0	6	0
	Dec. 5	NY Giants	1	9	9.0	9	1
	Dec. 12	Philadelphia	1	1	1.0	1	0
	Dec. 18	at San Francisco	1	12	12.0	12	1
	Dec. 26	at Dallas	1	5	5.0	5	1
	Jan. 2	Minnesota	1	4	4.0	4	1
	Season	Totals	8	70	8.8	23	4
2003	Date	Opp.	Rec.	Yards	Avg.	Long	TD
	Sept. 4	NY Jets	2	24	12.0	20	0
	Sept. 14	at Atlanta	1	7	7.0	7	0
	Sept. 21	NY Giants	0	0	0.0	0	0
	Sept. 28	New England	0	0	0.0	0	0
	Oct. 5	at Philadelphia	2	17	8.5	10	0
	Oct. 12	Tampa Bay	0	0	0.0	0	0
	Oct. 19	at Buffalo	Injured Reserve				
	Nov. 2	at Dallas	Injured Reserve				
	Nov. 9	Seattle	Injured Reserve				
	Nov. 16	at Carolina	Injured Reserve				
	Nov. 23	at Miami	Injured Reserve				
	Nov. 30	New Orleans	Injured Reserve				
	Dec. 7	at NY Giants	Injured Reserve				
	Dec. 14	Dallas	Injured Reserve				
	Dec. 21	at Chicago	Injured Reserve				
	Dec. 27	Philadelphia	Injured Reserve				
	Season	Totals	5	48	9.6	20	0



95 Joe Salave'a

Defensive Tackle



Height: 6-3
Weight: 317
Birthdate: 3/23/75
Arizona
Oceanside High School
Oceanside, CA
7th NFL Season



OWNERSHIP

COACHES

PLAYERS

STATISTICS

RECORDS

HISTORY

SIDELINES

NFL Acquisition: He entered the league as a fourth-round selection (107th overall) by Tennessee in the 1998 NFL Draft.

How Acquired: Salave'a signed with the Redskins as an unrestricted free agent on March 26, 2004.

2004 Season:

- Salave'a played in 15 games with nine starts.
- He finished the season with 30 tackles (22 solo) and two sacks.
- His first sack as a Redskin came in Week 2 in New York against Giants' quarterback Kurt Warner and the second in Week 11 at Philadelphia against Donovan McNabb.
- His best game of the season came against the Cincinnati Bengals (11/10) when he recorded 11 tackles (seven solo).

Pro Career:

2003 Season:

- Salave'a started one game and appeared in nine, contributing five tackles (two solo) and one pass defense. He was a late signee and was released by the team after the season.

2002 Season:

- Salave'a played with the Titans during training camp and preseason but was released prior to the season and spent the year out of football.

2001 Season:

- Salave'a played in 11 games at defensive tackle and posted 18 tackles, six quarterback pressures, two tackles for loss and one pass defended.
- He was named inactive for five games with right shoulder and left ankle injuries.
- He recorded three tackles, including one for loss, and one pressure in a loss against Miami (9/9) and recorded one tackle in a loss at Jacksonville (9/23).
- Salave'a tallied a season-high four tackles and three quarterback pressures in a loss at Baltimore (10/7) then tied a season high with four tackles, including one for loss, in a 31-28 overtime win against Tampa Bay (10/14).

2000 Season:



Salave'a In Brief:

Salave'a was signed by the Redskins during the 2004 offseason to provide depth to their defensive line. He is a high energy defensive lineman that has tremendous quickness off point of attack. In 2004, he appeared in 15 games with nine starts and recorded 30 tackles (22 solo) and two sacks. Salave'a played the first four seasons of his career with Tennessee under former Titans defensive coordinator and current Redskins Assistant Head Coach for Defense Gregg Williams and prior to joining the Redskins was with San Diego in 2003. He has appeared in 73 games with 111 tackles and seven sacks for his career. In 2003 with the Chargers, he started one game and played in nine with five tackles.

- He played in 15 games, starting one at defensive tackle and set career-highs in tackles (43), tackles for loss (four), sacks (four), quarterback pressures (13) and passes defended (two).
 - He posted three tackles in the Titans' 17-4 overtime win against Kansas City (9/10) and posted two tackles and a career-high two sacks against Kent Graham before leaving the game with a neck injury in the 23-20 win at Pittsburgh (9/24).
 - He started the first game of his career in place of the injured Jason Fisk and posted four tackles in the 27-13 win against Jacksonville on Monday Night Football (10/16).
 - Salave'a tied a career-high with a five-tackle performance in the 24-10 win against Cleveland (11/19).
- #### 1999 Season:
- He played in 10 games but was inactive for six games and recorded 10 tackles and seven quarterback pressures.
- #### 1998 Season:
- Salave'a played in 13 games as part of the defensive line rotation and as a special teams performer and tallied 14 tackles, including one sack and three tackles for loss. He registered his first NFL career tackle versus Jacksonville (9/27) with a season-high four stops, including two for loss

• He recorded his first NFL career sack versus Cincinnati (10/18), trapping Jeff Blake for two-yard loss and also collected three tackles in the season finale versus Minnesota (12/26).

College/Personal:

- Salave'a was a first team All-Pac 10 Conference selection and team captain as senior at Arizona. He appeared in all 44 college games for "Desert Swarm".
- He totaled 157 tackles, including 21.5 sacks and six forced fumble for college career. As a senior, he led the Wildcats with 11.5 sacks (totaling 73 yards).
- He was named Pac-10 Defensive Player of the Week as a senior after a monster effort at Ohio State when he had 11 tackles, three sacks for 25 yards and four tackles for loss totaling 30 yards.
- He was the only player ever to play in the Hula Bowl twice (97 & 98 games) and graduated with a degree in sociology.
- Salave'a is a native of American Samoa but came to United States during his freshman year of high school (1989).
- He was a *Super Prep All-Far West* and *Long Beach*

Press-Telegram "Best of the West" selection for Oceanside (CA) High Pirates. He had 13 sacks, five forced fumbles and six fumble recoveries his senior year.

- He started Joe Salave'a Foundation in 2001 to benefit youth in American Samoa, the foundation conducts free annual football clinic in Samoa for over 700 children. Several NFL players take part in camp, including Jevon Kearse, Kenny Holmes and Chris Fuamatu-Ma'afala.
- He also donates equipment to youth leagues of Samoa and has his own website (joesalavea.com).
- He is married to Josephine A. Paletasi and they have one daughter, Katalina born in December 2004.

Single-Game Highs

Total Tackles: 11 vs. Cincinnati (11/14/04)

Solo Tackles: 7 vs. Cincinnati (11/14/04)

Sacks: 2 at Pittsburgh (9/24/00)

Salave'a Career Statistics

	Team	G	GS	Tkls	Solo	Int	Yds	TDs	Sack(s)	FF	FR
1998	Tennessee	13	0	14	11	0	0	0	1	0	0
1999	Tennessee	10	0	4	10	0	0	0	0	0	0
2000	Tennessee	15	1	43	22	0	0	0	4	0	0
2001	Tennessee	11	0	18	6	0	0	0	0	0	0
2002	Tennessee	0	0	0	0	0	0	0	0	0	0
2003	San Diego	9	1	2	2	0	0	0	0	0	0
2004	Washington	15	10	30	22	0	0	0	2	0	0
Career	Totals	73	12	111	73	0	0	0	7	0	0

Salave'a Game-by-Game Statistics

2004	Date	Opp.	Tkls	Solo	Sacks	Int	Yds	FF	FR
	Sept. 12	Tampa Bay	3	3	0	0	0	0	0
	Sept. 19	at NY Giants	2	2	1	0	0	0	0
	Sept. 27	Dallas	2	1	0	0	0	0	0
	Oct. 3	at Cleveland	0	0	0	0	0	0	0
	Oct. 10	Baltimore	0	0	0	0	0	0	0
	Oct. 17	at Chicago	Did Not Play						
	Oct. 31	Green Bay	2	2	0	0	0	0	0
	Nov. 7	at Detroit	4	2	0	0	0	0	0
	Nov. 14	Cincinnati	11	7	0	0	0	0	0
	Nov. 21	at Philadelphia	1	1	1	0	0	0	0
	Nov. 28	at Pittsburgh	0	0	0	0	0	0	0
	Dec. 5	NY Giants	1	1	0	0	0	0	0
	Dec. 12	Philadelphia	0	0	0	0	0	0	0
	Dec. 18	at San Francisco	1	1	0	0	0	0	0
	Dec. 26	at Dallas	1	0	0	0	0	0	0
	Jan. 2	Minnesota	2	2	0	0	0	0	0
	Season	Totals	30	22	2	0	0	0	0



60 Chris Samuels

Offensive Tackle



Height: 6-5
Weight: 310
Birthdate: 7/28/77
Alabama
Shaw High School
Mobile, AL
6th NFL Season



How Acquired: Selected by the Washington Redskins in the first round of the 2000 NFL Draft (3rd overall).

2004 Season:

- Samuels started all 16 games at left tackle in 2004.
- Samuels, along with the rest of the offensive line, helped running back Clinton Portis rush for over 1,300 yards, becoming only the fourth Redskin in history to do so in a single season.

Pro Career:

2003 Season:

- Samuels started 13 games at his familiar left tackle position, missing three games to a knee injury.
- He logged another solid season despite battling injury, earning a third alternate bid to the Pro Bowl.

2002 Season:

- Samuels battled through nagging injuries during the 2002 season, to start 15 games at left tackle and earned his second consecutive trip to the Pro Bowl in Honolulu.

- His teammates and coaches voted him as the 2002 Ed Block Courage Award winner, annually given to a player from each NFL team that exemplifies commitment to the principles of sportsmanship and courage.

- Samuels once again formed one of the most formidable tackle tandems in the NFL with partner Jon Jansen, and protected the Redskins quarterbacks with another solid season.

2001 Season:

- Samuels was voted to the NFC Pro Bowl after an outstanding sophomore season. He started all 16 games in 2001 and showed great leadership on and off the playing field.
- He earned game balls, along with the rest of the offensive line, for two games: vs. Seattle (11/4) and at New Orleans (12/30).
- He was featured on the cover of the December 3, 2001 issue of *Sports Illustrated* along with running back Stephen Davis after becoming the first team in NFL history to lose its first five games, then go on to win its next five games.
- Samuels had gone 13 weeks without allowing a sack,



Samuels In Brief:

Samuels has established himself as one of the premiere tackles in the league in just five seasons. Forming a tandem with Jon Jansen, he and Samuels are considered one of the better duos in the NFL. Samuels made the Pro Bowl in 2001 and 2002, after stellar seasons in which he started 31 of 32 games. He has a total of 76 starts in his career, starting every game in which he played. Despite missing three games due to a knee injury, Samuels was a third alternate to the Pro Bowl in 2003. One of the most popular and recognizable Redskins, Samuels joined the Washington community after the team selected him third overall in the 2000 NFL Draft. During the 2004 offseason, Samuels finished construction and plans on a mixed-income housing development in Selma, AL.

until Philadelphia DE Hugh Douglas beat him for a sack in Week 14 (12/16).

- He and the unit earned another game ball for their outstanding play in Week 16 after the Redskins beat the Saints 40-10. Samuels' blocking helped running back Stephen Davis eclipse the team record with 1,432 yards rushing, third in the NFL and first in the NFC.

2000 Season:

- Samuels earned the starting LT spot in training camp and never relinquished it. He was one of only four players on offense to start every game, joining RT Jon Jansen, C Mark Fischer and TE Stephen Alexander.
- Samuels was a solid contributor from the start and improved as the season progressed. He went the first five games without allowing a sack before Eagles Pro Bowl DE Hugh Douglas overpowered him for a sack in Week 6. Samuels shut Douglas out in the rematch in Week 12.
- Samuels won co-Offensive Rookie of the Month for October with Dolphins tackle Todd Wade. He missed the last three quarters in the season-finale vs. Arizona with a neck injury.
- Samuels also showed some speed as he and guard Tre Johnson chased down Lions DT Kelvin Pritchett after an INT and tackled him at the goal line to prevent a TD in Week 2.



College/Personal:

- Samuels ended his celebrated career at Alabama by winning the Outland Trophy as college football's top lineman after his 1999 senior season. He was also a semifinalist for the Lombardi Award and a First-Team All-American.
- He was named First-Team All-SEC by coaches, AP, the *Birmingham News* and the *Mobile Press Register*. He won the Jacobs Award as the SEC's most outstanding blocker.
- Samuels started 42 straight games, from early in his 1996 freshman season until his last regular-season game as a senior, without yielding a sack. (He had arthroscopic surgery on his right knee as a senior and missed the Orange Bowl, Senior Bowl and NFL Scouting Combine.)
- He didn't allow a QB pressure in 1999 and had 91 knockdown blocks. He played nearly every offensive snap during the regular season and opened many holes for Shaun Alexander, who gained 1,383 yards rushing.
- He played offense and defense at John Shaw High School in Mobile, AL. He injured his neck late in his senior season and saw limited playing time. He still graded 90 percent or better in every game. He helped Shaw to an 8-3 record and a spot in the state playoffs.
- His brother, Lawrence, plays arena football for the Tampa Bay Storm.
- Samuels was particularly active in 2001 in the Redskins relief efforts after the September 11th attack at the Pentagon, visiting the victims at Washington

Hospital Center and fundraising throughout the season on behalf of the Redskins Relief Fund, benefitting victims and their families. He was also the Redskins United Way spokesman in 2001, as well as participating in numerous charity programs and events.

- In 2003 and 2004, he participated in the Redskins All Stars Award Ceremony, honoring area children and their commitment to community service. He also took part in a photo shoot for the All Stars public service announcement with children from the Sterling Community Center.
- In November of 2003, Samuels attended the Knock Out Abuse dinner and charity auction, benefiting the House of Ruth shelter.
- To celebrate the holidays, in 2002 and 2003 Chris sponsored a holiday party at ESPN Zone for 50 area youth, where he autographed jerseys and hats for all the children.
- Samuels lives in Ashburn, VA.

Samuels Career Statistics

	Team	G	GS
2000	Washington	16	16
2001	Washington	16	16
2002	Washington	15	15
2003	Washington	13	13
2004	Washington	16	16
Career	Totals	76	76

45 Mike Sellers
Fullback

Height: 6-3
Weight: 278
Birthdate: 7/21/75
Walla Walla Community
North Thurston High School
Thurston, WA
6th NFL Season



NFL Acquisition: Sellers was signed by the Redskins as an undrafted free agent in 1998.

How Acquired: He re-joined the Redskins as an unrestricted free agent on February 9, 2004.

2004 Season:

- Sellers appeared in all 16 games in 2004, with two starts.
- He recorded one catch for 14 yards as he was primarily used as a blocking tight end and on special teams.
- He finished second on the team with 29 special teams tackles.

**Sellers In Brief:**

Sellers re-joined Washington in 2004 after playing his first three seasons in the NFL with the Redskins from 1998-2000. He put in three productive seasons and one in Cleveland, followed by two seasons in the CFL. During his time in the NFL, he has 18 starts in 70 games played and 26 catches for 288 yards and eight touchdowns. He had his most productive season in the NFL in 1999, when he played in all 16 games and started two with seven catches for 105 yards and two touchdowns. In 2003 with the Bombers, Sellers had 26 catches for 257 yards and 57 carries for 257 yards and five touchdowns.

Pro Career:**2003 Season:**

- Sellers played with the Winnipeg Bombers of the Canadian Football League.

2002 Season:

- Sellers joined the Bombers for his first season prior to training camp. He had a solid season and dominated the CFL competition with his combination of size and speed.
- He ended the season second on the team in rushing with 77 carries for 377 yards and third on the team in receiving with 63 receptions for 643 yards and four touchdowns.
- He finished the 2002 season with the team lead in special teams tackles with 22.

2001 Season:

- Sellers signed with Cleveland prior to the 2001 season and started seven games and appeared in nine.
- He posted seven catches for 73 yards and a touchdown.

2000 Season:

- Sellers played 14 games with six starts for the Redskins, recording a career-high eight receptions for 78 yards and two touchdowns.
- He also played on all special teams units and posted 13 stops (10 solo).

1999 Season:

- Sellers emerged as a versatile player for the Redskins, blocking, catching passes, rushing and playing on special teams units.
- He played in all 16 games with one start including

both playoff games.

- He caught seven passes for a career-high 105 yards and two scores. He also tallied 17 special teams tackles (13 solo).

1998 Season:

- As a rookie, Sellers mostly contributed on special teams with 14 games played and one start. He posted nine special teams tackles.
- He also returned two kickoffs for 33 yards and caught three passes for 18 yards.
- He made his first career start at fullback at Dallas (12/27) and caught three passes for 18 yards.

1995-97 (CFL):

- He played three seasons with the Edmonton Eskimos of the CFL.
- He played both offense and defense in 1997, posting 27 tackles (10 solo) and one sack while rushing for 133 yards on 40 carries and catching five passes for 57 yards.
- He played in 17 games as a defensive end in 1996, recording 23 tackles (16 solo) and three sacks.

College/Personal:

- Sellers earned Juco All-America honors at linebacker at Walla Walla (Wash.) Community College.
- He was the youngest player to sign a CFL deal in the history of the league when he played at 19 years old.
- He was a standout player in football, basketball and track at North Thurston (Wash.) High School. As a senior, he was named Washington state's prep player of the year and the offensive player of the year.
- He has a daughter, Kaylin.

Sellers Career Statistics

	Team	G	GS	Rec	Yds	Avg	Long	TDs	Att	Yds	Avg	Long	TDs
1998	Washington	14	1	3	18	6.0	8	0	0	0	0.0	0	0
1999	Washington	16	2	7	105	15.0	33	2	0	0	0.0	0	0
2000	Washington	15	6	8	78	9.8	24	2	1	2	2.0	2	0
2001	Cleveland	9	7	7	73	10.4	28	2	0	0	0.0	0	0
2004	Washington	16	2	1	14	14.0	14	0	0	0	0.0	0	0
	Career Totals	70	18	26	288	11.1	27	8	1	2	2.0	2	0

54 Clifton Smith

Linebacker



Height: 6-3
 Weight: 267
 Birthdate: 7/21/80
 Syracuse
 Freeport High School
 Freeport, NY
 1st NFL Season



NFL Acquisition: Smith joined the Redskins as an undrafted free agent in April 2003.

2004 Season:

- Smith was placed on injured reserve after injuring his tricep.

Pro Career:

2003 Season:

- Smith joined the Redskins as an undrafted free agent. He appeared in one game, posting one tackle after spending the first 13 weeks of the season on the team's practice squad.

College/Personal:

- Smith started every game during his 2002 senior season, finishing his career playing in 47 games and starting 44 at Syracuse.
- He ranks third on the Orangemen's all-time list, first among linebackers, with 36 tackles for a loss of 87 yards.
- During his final year at Syracuse, he recorded 137 tackles (89 solo) and registered career-first interception at Boston College and tallied a career-high 12 solo tackles at Auburn. His 11.4 tackles per game led the Big East and his 7.4 solo stops ranked 12th nationally.
- Smith earned All-Big East second team and All-ECAC first team honors.
- He started every game as a junior in 2001, collecting 94 tackles for a second best team ranking. He played on Syracuse's field goal and PAT defense units and was named Insight.com Bowl Defensive MVP after posting a team-high 12 tackles (six solo) and a career-high two sacks and one forced fumble.
- Smith was named Big East defensive player of the week for his 11-tackles, one-sack performance at Virginia Tech and on the season earned All-Big East first team and All-ECAC first team honors.
- He started all games his sophomore year in 2000 and



Smith In Brief:

Clifton Smith joined the Washington Redskins in April 2003 as an undrafted free agent. He appeared in one game with the Redskins in 2003, posting one tackle after spending the first 13 weeks of the season on the practice squad. In 2004, Smith was placed on the practice squad before landing on injured reserve for the year.

led the team with 108 tackles (for a ranking of 5th in the Big East).

- He recorded a career-high 18 tackles (10 solo) and a blocked extra point against Miami and was the recipient of All-Big East first team and All-ECAC first team honors.
- Smith played in 11 games, starting eight his freshman campaign in 1999 and recorded 66 tackles, 37 solo.
- He was named to the Freshman All-America team by *The Sporting News*.
- A native of Freeport, NY and attended Freeport High School where he received numerous accolades including Prep Star's #11 rated linebacker in the nation's Top 100 Dream Team and top-rated player in New York state, Super 30 Eastern Regional, The Sporting News Top 100 recruits, Gridiron Greats top nine linebacker prospects in the country, 80th-rated prospect and 10th-rated linebacker by *ESPN.com* and *USA Today* and New York State Player of the Year.
- He also ran track and played basketball and was a member of the National Honor Society.
- In his spare time enjoys working out, basketball, fishing, movies, music and spending time with his family.
- Smith names his mother as his role model because "she is the strongest and most motivated person I know"
- He majored in marketing at Syracuse.

Smith Career Statistics


	Team	G	GS	Tkls	Solo	Int	Yds	TDs	Sack(s)	FF	FR
2003	Was	1	0	1	1	0	0	0	0	0	0
Career		1	0	1	1	0	0	0	0	0	0

24 Shawn Springs

Cornerback



Height: 6-0
Weight: 200
Birthdate: 3/11/75
Ohio State
Springbrook High School
Silver Spring, MD
9th NFL Season



Springs In Brief:



Springs, who hails from nearby Silver Spring, MD, was one of the most sought after cornerbacks in free agency during the 2004 off-season and the Redskins got exactly what they wanted. Last season, Springs played and started in 15 games and finished the season as the team leader in sacks (six) and interceptions (five). He was only the third player and first defensive back in NFL history to accomplish that feat. Springs has started 103 of 108 career games in his eight-year NFL career, posting 25 interceptions for 352 return yards and 478 tackles (390 solo) with 7.5 sacks. Springs is a definite impact player on the Redskins defense. He made the Pro Bowl in 1998 and was a third alternate in 2005. He was also named *Sports Illustrated All-Pro Team*, *College & Pro Football Newsweekly All-Pro Team*, *Football News All-AFC Team* in 1999.

NFL Acquisition: Drafted in the 1st Round (3rd overall) by the Seattle Seahawks in 1997.

How Acquired: Signed as a free agent from the Seattle Seahawks March 4, 2004.

2004 Season:

- Springs played and started in 15 games in 2004 and totaled 89 tackles (56 solo), five interceptions and six sacks.
- He led the team in sacks and interceptions, becoming only the third player and first defensive back in NFL history to accomplish that feat. (Sacks became an official stat in 1982.)
- Springs ranked 16th in the NFL and 6th in the NFC in interceptions (five).
- He led all defensive backs in sacks with six.
- Springs recorded a season-high nine tackles (eight solo) at Detroit (11/7).
- Springs was inactive in Week 15 due to a concussion suffered against Philadelphia the week before. He returned in Week 16 at Dallas (12/26) to record eight tackles (all solo), two sacks (Testaverde) and one interception returned for 38 yards.

Pro Career:

2003 Season:

- Springs played in 12 regular season games starting eight and started the NFC Wild Card game at Green Bay for Seattle. He posted his first career sack (vs. Cleveland, 11/30) and finished the season with 39 tackles (34 solo), 1.5 sacks, one interception and four special teams tackles.
- Springs missed the first four games of the season with a shoulder injury suffered in the final preseason game at Denver (8/29).

2002 Season:

- Springs tied for the team-lead with 12 passes defended, 59 tackles and three interceptions.

2001 Season:

- Springs played in a total of eight games starting seven. He missed the first three games with a hamstring injury, but returned to start the next seven games at the left cornerback position.

2000 Season:

- Springs started all 16 games setting career highs in tackles (85) and solo tackles (72). His 85 tackles was fifth best on the Seahawks during the season. He also recorded two interceptions for eight yards and forced one fumble.

1999 Season:

- Springs started all 16 games at cornerback earning *Sports Illustrated All-Pro Team*, *College & Pro Football Newsweekly All-Pro Team*, *Football News All-AFC Team* honors.
- He led the team with five interceptions and tallied 73 tackles (63 solo), and one fumble recovery.

1998 Season:

- Springs started all 16 games at cornerback. He was voted to the AFC Pro Bowl squad and finished fourth in the AFC with seven interceptions.
- Vs. Philadelphia (9/6), he scored the Seahawks first touchdown of the season with a 42-yard interception return in a 38-0 victory. He also recorded three passes defended.
- Springs recorded a 56-yard interception return for a touchdown against Arizona (9/13) and at San Diego (10/25) he tallied a career-high 13 tackles.

- Springs registered his first career multi-interception game vs. San Diego (12/13).

1997 Season:

- Springs was selected with the third overall pick in the 1997 draft. He started 10 games at right cornerback. He missed six games with a broken right thumb.

College/Personal:

- Springs started all 37 games over his final three seasons at Ohio State after redshirting in 1993. He was a first-team All-Big 10 Conference as a sophomore and junior and an All-Conference All-Academic pick.
- He was also Big Ten Defensive Player of the Year in 1996 as selected by the conference coaches despite not having an interception. He finished that season with 39 tackles and a team-leading 15 passes defended.
- He finished his career with 152 tackles, six interceptions and five tackles for loss. Averaged 25.2 yards on 20 kickoff returns with one touchdown and 9.5 yards on 27 punt returns. He majored in Business.
- Springs is a local product from Springbrook High School in Silver Spring, MD where he was an All-State selection. He played both cornerback and tailback in football and ran sprints, relays and long jump.
- In the summer of 2003, Shawn attended graduation at

Ohio State University to receive his diploma for Bachelor of Science degree in Sociology.

- In addition, Springs' high school teacher, Joyce Amatucci, was named NFL Teacher of the Year thanks to his nomination in 2000. She received a \$5,000 grant, was honored during a pregame ceremony at the 2001 Pro Bowl and her school received \$10,000.
- His father, Ron was a running back at Ohio State from 1976-78, and played in the NFL with the Dallas Cowboys from 1979-84.
- Shawn Springs was born in Williamsburg, Va.
- During the 2004 offseason, he was the keynote speaker at The Washington Post's annual All-Met dinner, ironic due to the fact he was passed up for the team as he was named honorable mention as a senior at Springbrook High School in suburban Maryland.

Single-Game Highs

Total Tackles: 13 at San Diego (10/25/98)
Int: 2, three times, last vs. Green Bay (10/31/04)
Sacks: 2 at Dallas (12/26/04)
Touchdowns: 1, twice, last vs. Arizona (9/13/98)

Springs Career Statistics

Team	G	GS	Tkls	Solo	Int	Yds	TDs	Sack(s)	FF	FR
1997 Seattle	10	10	38	34	1	0	0	0	1	0
1998 Seattle	16	16	75	61	7	142	2	0	1	1t
1999 Seattle	16	16	73	63	5	77	0	0	0	1
2000 Seattle	16	16	85	72	2	8	0	0	1	0
2001 Seattle	8	7	20	16	1	0	0	0	0	1
2002 Seattle	15	15	59	54	3	0	0	0	0	1
2003 Seattle	12	8	39	34	1	8	0	1.5	0	0
2004 Washington	15	15	69	56	5	37	0	6	0	0
Career Totals	108	103	458	390	25	272	2	7.5	3	4

Springs Game-by-Game Statistics

Date	Opp.	Tkls	Solo	Sacks	Int	Yds	FF	FR
2004 Sept. 12	Tampa Bay	5	4	0	0	0	0	0
Sept. 19	at NY Giants	5	4	1	0	11	0	0
Sept. 27	Dallas	3	3	0	0	0	0	0
Oct. 3	at Cleveland	5	3	0	0	0	0	0
Oct. 10	Baltimore	5	4	1	1	1	0	0
Oct. 17	at Chicago	4	2	1	0	9	0	0
Oct. 31	Green Bay	4	1	0	2	0	0	0
Nov. 7	at Detroit	9	8	0	0	0	0	0
Nov. 14	Cincinnati	2	1	0	0	0	0	0
Nov. 21	at Philadelphia	3	3	0	0	0	0	0
Nov. 28	at Pittsburgh	4	4	0	0	0	0	0
Dec. 5	NY Giants	4	3	0	0	0	0	0
Dec. 12	Philadelphia	5	5	0	1	0	0	0
Dec. 18	at San Francisco	Inactive						
Dec. 26	at Dallas	8	8	2	1	6	0	0
Jan. 2	Minnesota	3	3	1	0	10	0	0
Season Totals		69	56	6	5	37	0	0

Sprints Game-by-Game Statistics (Cont.)

Year	Date	Opp.	Tkls	Solo	Sacks	Int	Yds	FF	FR	
2003	Sept. 7	New Orleans	Inactive							
	Sept. 14	at Arizona	Inactive							
	Sept. 21	St. Louis	Inactive							
	Oct. 5	at Green Bay	Inactive							
	Oct. 12	San Francisco	0	0	0	0	0	0	0	
	Oct. 19	Chicago	5	4	0	0	0	0	0	
	Oct. 26	at Cincinnati	3	2	0	0	0	0	0	
	Nov. 2	Pittsburgh	5	5	0	0	0	0	0	
	Nov. 9	at Washington	1	1	0	0	0	0	0	
	Nov. 16	Detroit	3	3	0	1	8	0	0	
	Nov. 23	at Baltimore	3	3	0	0	0	0	0	
	Nov. 30	Cleveland	10	9	1	0	0	0	0	
	Dec. 7	at Minnesota	2	1	0	0	0	0	0	
	Dec. 14	at St. Louis	2	2	0	0	0	0	0	
	Dec. 21	Arizona	2	2	0	0	0	0	0	
	Dec. 27	at San Francisco	3	2	0.5	0	0	0	0	
	Season	Totals	39	34	1.5	1	8	0	0	
	Postseason	Jan. 4	at Green Bay	8	7	0	0	0	0	0
	2002	Sept. 8	at Oakland	4	3	0	0	0	0	1
		Sept. 15	Arizona	2	2	0	0	0	0	0
		Sept. 22	at NY Giants	5	5	0	0	0	0	0
		Sept. 29	Minnesota	Inactive						
		Oct. 14	San Francisco	3	3	0	0	0	0	0
		Oct. 20	at St. Louis	6	6	0	0	0	0	0
		Oct. 27	at Dallas	3	3	0	0	0	0	0
		Nov. 3	Washington	3	2	0	0	0	0	0
		Nov. 10	at Arizona	3	2	0	1	0	0	0
Nov. 17		Denver	6	6	0	1	0	0	0	
Nov. 24		Kansas City	4	4	0	0	0	0	0	
Dec. 1		at San Francisco	3	3	0	0	0	0	0	
Dec. 8		Philadelphia	2	1	0	0	0	0	0	
Dec. 15		at Atlanta	4	3	0	0	0	0	0	
Dec. 22		St. Louis	7	7	0	0	0	0	0	
Dec. 29		at San Diego	4	4	0	1	0	0	0	
Season		Totals	59	54	0	3	0	0	1	
2001		Sept. 9	at Cleveland	Inactive						
		Sept. 23	Philadelphia	Inactive						
		Sept. 30	at Oakland	Inactive						
	Oct. 7	Jacksonville	0	0	0	0	0	0	0	
	Oct. 14	Denver	4	2	0	1	0	0	0	
	Oct. 28	Miami	0	0	0	0	0	0	0	
	Nov. 4	at Washington	3	2	0	0	0	0	0	
	Nov. 11	Oakland	1	1	0	0	0	0	0	
	Nov. 18	at Buffalo	7	6	0	0	0	0	1	
	Nov. 25	at Kansas City	5	5	0	0	0	0	0	
	Dec. 2	San Diego	Suspended							
	Dec. 9	at Denver	Suspended							
	Dec. 16	Dallas	Suspended							
	Dec. 23	at NY Giants	Suspended							
	Dec. 30	at San Diego	Exempt list							
	Jan. 6	Kansas City	0	0	0	0	0	0	0	
	Season	Totals	20	16	0	1	0	0	1	
	2000	Sept. 3	at Miami	3	3	0	0	0	0	0
		Sept. 10	St. Louis	5	4	0	0	0	0	0
		Sept. 17	New Orleans	9	8	0	0	0	0	0
Sept. 24		at San Diego	2	2	0	1	0	0	0	
Oct. 2		at Kansas City	3	3	0	0	0	0	0	
Oct. 8		at Carolina	9	7	0	0	0	0	0	
Oct. 15		Indianapolis	6	6	0	0	0	0	0	
Oct. 22		at Oakland	6	4	0	0	0	0	0	
Oct. 29		Kansas City	1	1	0	0	0	0	0	
Nov. 5		San Diego	5	3	0	0	0	0	0	
Nov. 12		at Jacksonville	10	10	0	0	0	0	0	
Nov. 26		Denver	3	2	0	1	8	0	0	
Dec. 3		at Atlanta	5	5	0	0	0	0	0	
Dec. 10		at Denver	4	4	0	0	0	1	0	
Dec. 16		Oakland	6	4	0	0	0	0	0	
Dec. 23		Buffalo	8	6	0	0	0	0	0	
Season		Totals	85	72	0	2	8	1	0	

Springs Game-by-Game Statistics (Cont.)

Year	Date	Opp.	Tkls	Solo	Sacks	Int	Yds	FF	FR	
1999	Sept. 12	Detroit	4	3	0	0	0	0	0	
	Sept. 19	at Chicago	2	2	0	0	0	0	1	
	Sept. 26	at Pittsburgh	4	1	0	1	42	0	0	
	Oct. 3	Oakland	4	3	0	0	0	0	0	
	Oct. 17	at San Diego	4	3	0	0	0	0	0	
	Oct. 24	Buffalo	3	3	0	0	0	0	0	
	Nov. 1	at Green Bay	5	5	0	2	8	0	0	
	Nov. 7	Cincinnati	5	4	0	0	0	0	0	
	Nov. 14	Denver	2	2	0	0	0	0	0	
	Nov. 21	at Kansas City	9	8	0	0	0	0	0	
	Nov. 28	Tampa Bay	2	2	0	0	0	0	0	
	Dec. 5	at Oakland	10	9	0	0	0	0	0	
	Dec. 12	San Diego	4	4	0	0	0	0	0	
	Dec. 19	at Denver	3	3	0	1	0	0	0	
	Dec. 26	Kansas City	5	5	0	1	27	0	0	
	Jan. 2	at New York	7	6	0	0	0	0	0	
	Season Totals			73	63	0	5	77	0	1
	Postseason	Jan. 9	Miami	6	6	0	0	0	0	0
	1998	Sept. 6	at Philadelphia	1	1	0	1	42	0	0
		Sept. 13	Arizona	6	6	0	1	56	0	0
Sept. 20		Washington	8	7	0	0	0	0	0	
Sept. 27		at Pittsburgh	4	2	0	0	0	0	0	
Oct. 4		at Kansas City	4	3	0	0	0	1	0	
Oct. 11		Denver	4	2	0	1	0	0	0	
Oct. 25		at San Diego	13	11	0	0	0	0	0	
Nov. 1		Oakland	4	3	0	0	0	0	0	
Nov. 8		Kansas City	5	5	0	1	22	0	0	
Nov. 15		at Oakland	1	1	0	1	11	0	0	
Nov. 22		at Dallas	4	4	0	0	0	0	0	
Nov. 29		Tennessee	5	3	0	0	0	0	0	
Dec. 6		at New York	6	6	0	0	0	0	0	
Dec. 13		San Diego	2	2	0	2	11	0	0	
Dec. 20		Indianapolis	4	4	0	0	0	0	1	
Dec. 27		at Denver	4	1	0	0	0	0	0	
Season Totals				75	61	0	7	142	1	1
1997		Aug. 31	New York	8	7	0	0	0	0	0
		Sept. 7	Denver	5	5	0	0	0	0	0
		Sept. 14	at Indianapolis	4	4	0	0	0	0	0
	Sept. 21	San Diego	3	2	0	0	0	0	0	
	Sept. 28	at Kansas City	5	5	0	0	0	0	0	
	Oct. 5	Tennessee	4	3	0	1	0	0	0	
	Oct. 19	at St. Louis	2	1	0	0	0	0	0	
	Oct. 26	Oakland	1	1	0	0	0	1	0	
	Nov. 2	at Denver	3	2	0	0	0	0	0	
	Nov. 9	at San Diego	Inactive							
	Nov. 16	at New Orleans	Inactive							
	Nov. 23	Kansas City	Inactive							
	Nov. 30	Atlanta	Inactive							
	Dec. 7	at Baltimore	Inactive							
	Dec. 14	at Oakland	Inactive							
	Dec. 21	San Francisco	4	4	0	0	0	0	0	
	Season Totals			38	34	0	1	0	1	0

OWNERSHIP

COACHES

PLAYERS

STATISTICS

RECORDS

HISTORY

SIDELINES

21 Sean Taylor

Safety



Height: 6-2
 Weight: 232
 Birthdate: 4/1/83
 Miami
 Gulliver Prep
 Miami, FL
 2nd NFL Season



How Acquired: Taylor was selected by the Redskins in the first round with the fifth overall pick in the 2004 NFL Draft.

2004 Season:

- Taylor played in 15 games, with 13 starts.
- Leading up to his NFL debut, Taylor had a strong preseason, leading the NFL in interceptions with three, including one for a score.
- He ended the season with 89 tackles (62 solo), one sack, 10 pass deflections and finished second on the team with four interceptions.
- Taylor made his first career start in Week 3 against the Dallas Cowboys on Monday Night Football and registered a solid performance with four tackles and two pass deflections.
- Against Pittsburgh in Week 12, Taylor finished second on the team in tackles with nine (six solo) and had a pass break-up on a jarring hit that was considered by media around the NFL to be the best hit of the weekend. It was ranked No. 1 in Tom Jackson's ESPN piece, "Jacked Up".
- Taylor finished fourth in Defensive Rookie of the Year voting and was named a 1st alternate to the 2005 Pro Bowl.

College/Personal:

- During his final year at Miami, Taylor played a historic season that culminated with a plethora of honors and awards. He was named a consensus first-team All-American, the Big East Conference Defensive Player of the Year and was a finalist for the Jim Thorpe Award given to the nation's best defensive back.
- He led the Big East Conference and ranked first nationally in interceptions per game (0.83) with 10, tying the record for interceptions in a season at Miami. He finished third in total tackles with 77 (57 solos).
- Taylor produced a team-best 13 pass breakups along with seven tackles for losses, one quarterback sack and two quarterback hurries. He was also a force on special teams, having blocked a punt, taken back four punts for a total of 52 yards (13.0 avg.) and returned three kickoffs for 86 yards (28.7 avg.), including a 68-yard return against Florida.
- He returned interceptions for an average of 18.4 yards, including a 67-yard touchdown return at Boston College,



Taylor in Brief:

Taylor emerged as one of the top defensive rookies in 2004. The Redskins used their fifth overall selection in the 2004 NFL Draft on the safety from the University of Miami, considered by many as the top defensive player and perhaps the best overall player in the entire class. During his first season in Washington, he displayed a rare combination of size, speed, strength and agility, who also displays excellent skills as a coverage man and in run support. In 2004, he appeared in 15 games with 13 starts and finished second on the team in interceptions with four. He also totaled 89 tackles (62 solo) and was named a first alternate to the 2005 Pro Bowl. In Miami, he was the 2003 Jim Thorpe Award winner, honoring college football's top defensive back and the Big East Conference Defensive Player of the Year.

a 50-yard scoring runback at Florida State, and a 44-yard scoring runback against Rutgers. His three TD returns of interceptions is a Miami single-season record. He also picked off two passes in Miami's impressive 28-14 win over Pittsburgh, playing a key role as the Hurricanes limited All-American receiver Larry Fitzgerald to three receptions for 26 yards.

- He earned Big East Defensive Player of the Week honors for his play against Florida State (10/11).
- In 2002, Taylor was a first-team All-BIG EAST selection by the league's head coaches in his first season as a starter. He finished third on the team in tackles with 85 (53 solos), broke up 15 passes, intercepted four passes, forced one fumble, blocked a kick and returned a punt for a touchdown.
- He led all defensive backs in tackles, interceptions and passes broken up and had a career-high 11 tackles (two solos) and intercepted two passes in the Fiesta Bowl against Ohio State.
- Taylor was named BIG EAST Special Teams Player of the Week for his performance against Pittsburgh.
- In 2001, he was one of just four true freshmen to play for Miami in the 2001 national championship season, carving a niche for himself in Miami's secondary in nickel and dime coverage packages.
- Taylor played in 10 games, making an impact on special teams, posting 26 tackles, 20 of which were

unassisted.

- Taylor played at Gulliver Prep in Miami and was finished as the No. 7 prospect in Dade County by the *Miami Herald*.
- He was listed as the No. 1 athlete on the Florida Times-Union Super 75 list.
- Taylor accounted for three touchdowns (two receiving, one rushing) in the state title game victory over Marianna. He helped lead Gulliver to the Florida Class 2A State Championship in 2000.
- A star on both sides of the ball in 2000, Taylor rushed for 1,300 yards and a state-record 44 touchdowns. He played running back, defensive back and linebacker at Gulliver.

- He rushed for more than 200 yards twice during Gulliver's state playoff run and racked up more than 100 tackles during the 2000 season.
- He was a criminology major and is the son of Pedro Taylor and Donna Junor.

Single-Game Highs

Total Tackles: 10 vs. Cincinnati (11/14/04)
Solo Tackles: 7 vs. Cincinnati (11/14/04)
Sacks: 1 at Chicago (10/17/04)
Int: 1, four times, last at San Francisco (12/18/04)

Taylor Career Statistics

	Team	G	GS	Tkls	Solo	Int	Yds	TDs	Sack(s)	FF	FR
2004	Washington	15	13	89	62	4	85	0	1	2	0
Career	Totals	15	13	89	62	4	85	0	1	2	0

Taylor Game-by-Game Statistics

2004	Date	Opp.	Tkls	Solo	Sacks	Int	Yds	FF	FR
	Sept. 12	Tampa Bay	2	1	0	0	0	0	0
	Sept. 19	at NY Giants	2	2	0	0	0	0	0
	Sept. 27	Dallas	4	1	0	0	0	0	0
	Oct. 3	at Cleveland	7	6	0	0	0	0	0
	Oct. 10	Baltimore	7	6	0	0	0	0	0
	Oct. 17	at Chicago	6	5	1	1	45	0	0
	Oct. 31	Green Bay	Inactive						
	Nov. 7	at Detroit	7	4	0	0	0	0	0
	Nov. 14	Cincinnati	10	7	0	1	0	0	0
	Nov. 21	at Philadelphia	8	5	0	1	10	0	0
	Nov. 28	at Pittsburgh	9	6	0	0	0	0	0
	Dec. 5	NY Giants	5	4	0	0	0	1	0
	Dec. 12	Philadelphia	6	5	0	0	0	0	0
	Dec. 18	at San Francisco	4	2	0	1	30	0	0
	Dec. 26	at Dallas	6	5	0	0	0	1	0
	Jan. 2	Minnesota	6	3	0	0	0	0	0
	Season	Totals	89	62	1	4	85	2	0

OWNERSHIP

COACHES

PLAYERS

STATISTICS

RECORDS

HISTORY

SIDELINES

77 Randy Thomas

Offensive Guard



Height: 6-5
Weight: 310
Birthdate: 1/19/76
Mississippi State
Tri-Cities High School
East Point, GA
7th NFL Season



NFL Acquisition: Selected by the New York Jets in the second round of the 1999 NFL Draft (57th overall).

How Acquired: Signed by the Redskins as a free agent on March 1, 2003.

2004 Season:

- Thomas played in and started 15 games in 2004.
- He helped pave the way for running back Clinton Portis to amass 1,315 yards on the ground this season.
- Thomas was inactive at Pittsburgh in Week 12 due to a hamstring injury but returned the following week to start against the New York Giants (12/5).

Pro Career:

2003 Season:

- Thomas made his impact as a newcomer to the Redskins felt immediately, as he established himself as a dominating offensive lineman in training camp and in preseason games.
- He went on to start all 16 games at right guard, continually limiting the opposing defensive line.
- He was named as a third alternate to the Pro Bowl.

2002 Season:

- Thomas was the starting right guard for all 16 games of the 2002 season for the Jets, clearing the path for Curtis Martin's 1,094 rushing yards on the year.
- He made his 50th career start, in Week 5 against Kansas City and helped open holes for Martin's 119 yards on the ground. He blocked well for the Jets' passing and running attacks and also downed a John Hall pooch punt on the Vikings' five-yard line in the win over Minnesota.
- Thomas also helped pave the way for the teams' 180 yards rushing and a 41-0 win over the Colts in the AFC Wild Card game.

2001 Season:

- Thomas played and started 13 games for the New York Jets, missing three games due to an ankle injury. He helped the squad finish with 2,054 (128.4 avg.) rushing yards, good for fourth in the NFL and second in the AFC.
- He started all 16 games at right guard and didn't miss one snap during the entire season. He played a key



Thomas In Brief:

The Redskins pursued Thomas diligently during the 2003 offseason as he was considered the best free agent offensive lineman in the NFL. After Thomas was officially a Redskin, the match was a perfect fit. Thomas is a dominating, quick and strong offensive lineman that has been nothing but consistent in his six seasons in the league. He started all 15 games for the Redskins in 2004, missing only four games in his six NFL seasons and totaling 92 games.

role on an offensive line that tied Indianapolis for fewest sacks allowed during the regular season (20) and helped the Jets offense become one of the most dangerous in the NFL, averaging 337.2 yards per game (12th best in the NFL).

2000 Season:

- He started all 16 games at right guard for the Jets and didn't miss one snap the entire season. He played a key role on an offensive line that tied for fewest sacks allowed during the regular season (20).

1999 Season:

- He started all 16 games during his rookie season and helped Curtis Martin rush for a team-record 1,464 yards and achieve six 100-yard rushing games. He also kept the Jets sack-free for four games. In his first start and NFL debut, the offense tallied 368 yard in game one vs. the New England Patriots.
- He became the first Jets rookie guard to open the season in the starting lineup since Randy Rasmussen in 1967. He was the only rookie guard to start all 16 games in the NFL, and at the conclusion of the season, he was named to virtually every All-Rookie team.

College/Personal:

- Thomas started every game in his two years at Mississippi State after transferring from junior college. He quickly established himself as one of the Bulldogs' top offensive linemen. Earned first-team all-Southeastern Conference honors and was also an SEC Academic Honor Roll recipient.
- He started all 12 games at right guard and led the team with 90 knockdowns as he showed excellent consistency for an offense that gained 3870 yards.

- Prior to his career at Mississippi State, he was an All-America, All-State & All-Region selection as a two-year starter at "tight" guard at Copiah-Lincoln (MS) Community College. He was rated the best JUCO lineman in the state by the Jackson Clarion-Ledger and the fifth-best player overall.
- Thomas graduated from Mississippi State with a degree in educational psychology and a minor in criminal justice. Eventually, he would like to pursue a Master's degree in criminal justice. He earned SEC Academic Honor Roll recognition with a 3.12 grade point average.
- He did not start playing football until the 10th grade at Tri Cities (East Point, GA) High. He gained special recognition from the G&W Recruiting Report in the state of Georgia as a tight end. Thomas also lettered in basketball, playing both forward and center, and played baseball on the prep level, where he was a pitcher.
- Eating is one of his favorite past-times and he especially enjoys a good all-you-can-eat buffet. His favorite dishes to cook are BBQ ribs, baked beans, potato salad and macaroni and cheese. His other favorite foods to eat are fried pork chops and chicken

wings.

- Also during the 2004 offseason, as part of a FHM magazine profile, Thomas took on world-ranked professional eater Sonya Thomas (no relation) and was defeated in a shrimp eating contest. Thomas ate 1.5 pounds of grilled shrimp in 10 minutes compared to his competitor's 6.5 pounds.
- He is married to Teresa and they have two daughters, Brandi Nicole and Teri Elizabeth, and a son, Randy Lamar, Jr.

Thomas Career Statistics

	Team	G	GS
1999	NY Jets	16	16
2000	NY Jets	16	16
2001	NY Jets	13	13
2002	NY Jets	16	16
2003	Washington	16	16
2004	Washington	15	15
Career	Totals	92	92

83 James Thrash

Wide Receiver



Height: 6-0
 Weight: 205
 Birthdate: 4/28/75
 Missouri Southern
 Wewoka High School
 Wewoka, OK
 9th NFL Season



NFL Acquisition: He was signed by the Eagles as an undrafted free agent in 1997.

How Acquired: Thrash re-joined the Redskins in a trade with the Eagles for an undisclosed draft pick on March 31, 2004.

2004 Season:

- Thrash played in all 16 games in 2004 with four starts.
- He led the Redskins with 31 special teams tackles.
- Thrash had his best game of the season on special teams at Detroit in Week 9. He recorded two kickoff returns for 46 yards, including a career-long of 43, two punt returns for 46 yards and led the team with four special teams tackles. In addition, he downed a punt at the Lions' 1-yard line and batted two punts out of the endzone that were downed at the 2 and 3-yard lines. For his efforts, Thrash was named NFC Special Teams Player of the Week by the NFL.
- He finished with season with 17 receptions for 203 yards.



Thrash In Brief:

When the possibility of a trade with the Eagles for Thrash presented itself during the 2004 offseason, Coach Gibbs and his staff jumped at the chance to get him back in a Redskins uniform. Thrash is considered a true Redskin, a unique blend of toughness, athletic ability, talent and character. This is Thrash's second tour with the Redskins, having spent 1997-2000 with the club. For his career, he has totaled 246 receptions for 3,113 yards and 18 touchdowns, and has added 40 carries for 354 yards and two additional scores on the ground. Thrash is equally valuable on special teams, returning 113 kickoffs during his career for 2,586 yards. He recently began a business with former Redskin Eddie Mason, M.A.S.E Training, a program that focuses on strength and speed training as well as offering spiritual counseling to make athletes well-rounded on and off the field.

Pro Career:**2003 Season:**

- Thrash led the Philly receiving corps with 49 catches for 558 yards and one touchdown, adding 52 yards on five carries. He started all 16 games at wide receiver and as a special teamer.
- A standout special teams returner and coverage player, he logged 34 kickoff returns for 815 yards. He finished the season ranked third in the NFC and sixth in the NFL with a 24.0 yard average per return.
- He recorded a career-high 137 kickoff return yards vs. San Francisco (12/21).
- In the Divisional playoff game vs. Atl. (1/11/04), he hooked up with McNabb for receptions of 42 and 35 yds.

2002 Season:

- Thrash started 16 games and caught 52 passes for 635 yards and six touchdowns.
- He had a career-high 18 carries for 126 yards and two TDs. Only two NFL wide receivers had more rushing yards (Steelers WRs Hines Ward (142) and Antwan Randle-EI (134)).
- Thrash opened up the 2002 season with TD catches in each of the first four games.
- He took a handoff from fellow WR Freddie Mitchell on a double-reverse and raced 20 yards for a score at NYG (12/28).

2001 Season:

- In his first season with Philadelphia, Thrash started 15 games and had a career-high 63 catches for 833 yards and eight touchdowns. He also rushed for 57 yards on only six carries and also contributed five kickoff returns for 101 yards.
- He earned All-NFL Interview Team honors for his efforts with the media.
- Thrash was 11-151 receiving in the 2001 postseason including a 5-73 yd. performance at Chi. (1/19/02) in the NFC Divisional Playoff game
- In the NFL East Division-clinching win vs. NYG (12/30), Thrash caught seven passes for 143 yds., including a 57-yd. TD.
- He caught a dramatic game-winning TD, an 18-yarder from McNabb, with 1:47 remaining on Monday Night football at NYG (10/22).

2000 Season:

- In his last season of his first tenure with the Redskins, Thrash started eight games and appeared in all 16.
- He caught 50 balls for 653 yards and two touchdowns as well as 10 carries for 82 yards.
- Thrash was the Redskins primary kickoff returner, returning 45 kicks for 1,000 yards and a 49-yard long.
- He had a career-high 121 receiving yards vs. Philadelphia (11/26) and finished 12th in the NFC in third down catches with 19. He also had two 100-yard receiving games.

1999 Season:

- He appeared in 15 games as a back-up receiver but primarily on special teams.
- Thrash had only three catches for 44 yards and one rush on an end-around for 37-yards.
- He also had 14 kickoff returns for 355 yards and a touchdown.

- He raced 95 yards on a kickoff return for a touchdown at Detroit (12/5), the first and only of his career.

1998 Season:

- Thrash started his first career game and appeared in 10 and had 10 catches for 163 yards and a touchdown. He also served on special teams and had six kickoff returns for 129 yards.
- He started his first career game at Seattle (9/20).

1997 Season:

- He appeared in only one game but had two catches for 24 yards at New York Giants (12/13).
- He was signed as a rookie free agent by Philadelphia in 1997, but was released prior to camp and signed by the Redskins (7/11).

College/Personal:

- Thrash earned first team All-Mid-America Intercollegiate Athletics Association honors at wide receiver as a senior at Missouri Southern. He also finished first in the conference in receiving yards per game and second in receptions.
- He played in the Snow Bowl (NCAA Division II all-star game) after his senior season. He caught 79 passes for 1,222 yards and seven TDs in his career.
- A track star, Thrash earned All-America honors in the 200-meter dash and all-MIAA honors in track and field by finishing first in the 100-meter dash and 200-meter dash. He ran a leg on the 400-meter relay team that placed 3rd.
- Thrash and his wife, Amber, have a son, Jayden James (5/10/02), and a daughter, Abriel Savannah (4/26/04) and reside in Sterling, VA.
- He met his wife while both were members of the Missouri Southern track team. James still holds the school record for the 100 meters (10.35) and the 200 meters (20.79).
- Thrash graduated from Missouri Southern in the spring of 2001 with a degree in criminal justice via online courses offered by the school. He also participated in an internship with the Loudoun County (VA) Sheriff's Department. As part of the internship he was able to accompany officers on ride-alongs, crime scene investigations and got to sit in on an autopsy.
- He became a certified conditioning specialist during the 2003 offseason by the National Strength Professionals Association (NSPA) and worked a few hours a day at Gold's Gym in Leesburg, Virginia.
- He was the Redskins' Ed Block Courage Award recipient in 2000. Also was the teams Unsung Hero Award winner that year.
- He starred in football and track at Wewoka High School, but was not a starter in football until his senior season at Wewoka.
- Thrash is active in CAUSE Ministries - Christian Athletes United for Spiritual Empowerment.

Single-Game Highs

Receptions: 10 at Seattle (9/23/01)

Receiving Yards: 165 at Seattle (9/23/01)

Long: 64t at Seattle (9/23/01)

Touchdowns: 2, three times, last vs. Minnesota

Thrash Career Statistics

Year	Team	G	GS	Rec	Yds	Avg	Long	TDs	Att	Yds	Avg	Long	TDs
1997	Washington	4	0	2	24	12	17	0	0	0	0	0	0
1998	Washington	10	1	10	163	16.3	28	1	0	0	0.0	0	0
1999	Washington	16	0	3	44	14.7	25	0	1	37	37	37	0
2000	Washington	16	9	50	653	13.1	50	2	10	82	8.2	34	0
2001	Philadelphia	15	15	63	833	13.2	64	8	6	57	9.5	24	0
2002	Philadelphia	16	16	52	635	12.2	39	6	18	126	7.0	32	2
2003	Philadelphia	16	16	49	558	11.4	51	1	5	52	10.4	47	0
2004	Washington	16	4	17	203	11.9	31	0	0	0	0.0	0	0
Career	Totals	109	61	246	3113	12.7	51	18	26	289	11.1	47	2

KickoffReturns

Punt Returns

Year	Team	No.	Yards	Avg.	Long	TD	No.	FC	Yards	Avg.	Long	TD
1997	Washington	0	0	0	0	0	0	0	0	0	0	0
1998	Washington	6	129	21.5	29	1	0	0	0	0	0	0
1999	Washington	14	355	25.4	95t	0	0	0	0	0	0	0
2000	Washington	45	1000	22.2	49	0	10	6	106	10.6	25	0
2001	Philadelphia	5	101	20.2	34	0	0	0	0	0	0	0
2002	Philadelphia	0	0	0	0	0	0	0	0	0	0	0
2003	Philadelphia	34	815	24	54	0	1	1	2	2.0	2	0
2004	Washington	9	186	20.7	36	0	19	8	162	8.5	43	0
Career	Totals	113	2586	22.9	95t	1	30	15	270	9.0	43	0

Thrash Game-by-Game Statistics

Year	Date	Opp	Rec.	Yards	Avg.	Long	TD	Att.	Yards	Avg.	Long	TD	
2004	Sept. 12	Tampa Bay	0	0	0.0	0	0	0	0	0.0	0	0	
	Sept. 19	at NY Giants	0	0	0.0	0	0	0	0	0.0	0	0	
	Sept. 27	Dallas	4	47	11.8	17	0	0	0	0.0	0	0	
	Oct. 3	at Cleveland	2	7	3.5	4	0	0	0	0.0	0	0	
	Oct. 10	Baltimore	0	0	0.0	0	0	0	0	0.0	0	0	
	Oct. 17	at Chicago	0	0	0.0	0	0	0	0	0.0	0	0	
	Oct. 31	Green Bay	0	0	0.0	0	0	0	0	0.0	0	0	
	Nov. 7	at Detroit	0	0	0.0	0	0	0	0	0.0	0	0	
	Nov. 14	Cincinnati	0	0	0.0	0	0	0	0	0.0	0	0	
	Nov. 21	at Philadelphia	2	19	9.5	14	0	0	0	0.0	0	0	
	Nov. 28	at Pittsburgh	0	0	0.0	0	0	0	0	0.0	0	0	
	Dec. 5	NY Giants	2	27	13.5	14	0	0	0	0.0	0	0	
	Dec. 12	Philadelphia	2	22	11.0	18	0	0	0	0.0	0	0	
	Dec. 18	at San Francisco	0	0	0.0	0	0	0	0	0.0	0	0	
	Dec. 26	at Dallas	0	0	0.0	0	0	0	0	0.0	0	0	
	Jan. 2	Minnesota	5	81	16.2	31	0	0	0	0.0	0	0	
	Season	Totals	17	203	11.9	31	0	0	0	0	0.0	0	0
	2003	Sept. 12	Tampa Bay	0	0	0.0	0	0	0	0	0.0	0	0
		Sept. 19	at NY Giants	0	0	0.0	0	0	0	0	0.0	0	0
Sept. 27		Dallas	0	0	0.0	0	0	0	0	0.0	0	0	
Oct. 3		at Cleveland	3	21	7.0	12	0	2	31	15.5	16	0	
Oct. 10		Baltimore	0	0	0.0	0	0	0	0	0.0	0	0	
Oct. 17		at Chicago	0	0	0.0	0	0	0	0	0.0	0	0	
Oct. 31		Green Bay	2	17	8.5	11	0	1	22	22.0	22	0	
Nov. 7		at Detroit	2	46	23.0	43	0	1	20	20.0	20	0	
Nov. 14		Cincinnati	4	35	8.7	11	0	3	46	15.3	18	0	
Nov. 21		at Philadelphia	0	0	0.0	0	0	0	0	0.0	0	0	
Nov. 28		at Pittsburgh	4	22	5.5	8	0	0	0	0.0	0	0	
Dec. 5		NY Giants	1	5	5.0	5	0	1	31	31.0	31	0	
Dec. 12		Philadelphia	3	16	5.3	10	0	0	0	0.0	0	0	
Dec. 18		at San Francisco	0	0	0.0	0	0	0	0	0.0	0	0	
Dec. 26		at Dallas	0	0	0.0	0	0	0	0	0.0	0	0	
Jan. 2		Minnesota	0	0	0.0	0	0	1	36	36.0	36	0	
Season		Totals	19	162	8.5	43	0	9	186	20.7	36	0	
2003		Sept. 8	Tampa Bay	5	46	9.2	14	0	1	47	47.0	47	0
		Sept. 14	New England	6	80	13.3	24	0	0	0	0.0	0	0
	Sept. 28	at Buffalo	3	47	15.7	17	0	1	4	4.0	4	0	
	Oct. 5	Washington	2	26	13.0	19	0	0	0	0.0	0	0	
	Oct. 12	at Dallas	3	15	5.0	6	0	0	0	0.0	0	0	
	Oct. 19	at NY Giants	0	0	0.0	0	0	1	-3	-3.0	-3	0	
	Oct. 26	NY Jets	4	23	5.8	7	0	1	4	4.0	4	0	

Thrash Game-by-Game Statistics (Cont.)

Nov. 2	at Atlanta	4	69	17.3	41	0	0	0	0.0	0	0
Nov. 10	at Green Bay	2	55	27.5	51	0	0	0	0.0	0	0
Nov. 16	NY Giants	6	48	24.0	44	0	0	0	0.0	0	0
Nov. 23	New Orleans	2	19	9.5	13	0	1	0	0.0	0	0
Nov. 30	at Carolina	3	27	9.0	10	1	0	0	0.0	0	0
Dec. 7	Dallas	4	34	8.5	20	0	0	0	0.0	0	0
Dec. 15	at Miami	2	48	24.0	44	0	0	0	0.0	0	0
Dec. 21	San Francisco	1	13	13.0	13	0	0	0	0.0	0	0
Dec. 27	at Washington	2	8	4.0	5	0	0	0	0.0	0	0
Season Totals		49	558	11.3	51	1	5	52	10.4	47	0
Postseason											
Jan. 11	Green Bay	1	9	9.0	9	0	0	0	0.0	0	0
Jan. 18	Carolina	1	9	9.0	9	0	0	0	0.0	0	0
Postseason Totals		2	18	9.0	9	0	0	0	0.0	0	0

Date	Opp.	Att.	Punt		Returns		TD	Kickoff>Returns			
			Yards	Avg.	Long	No.		Yards	Avg.	LongTD	
Sept. 8	Tampa Bay	0	0	0.0	0	0	0	0	0.0	0	0
Sept. 14	New England	0	0	0.0	0	0	0	0	0.0	0	0
Sept. 28	at Buffalo	0	0	0.0	0	0	0	0	0.0	0	0
Oct. 5	Washington	0	0	0.0	0	0	0	0	0.0	0	0
Oct. 12	at Dallas	1	2	2.0	2	0	5	132	26.4	41	0
Oct. 19	at NY Giants	0	0	0.0	0	0	0	0	0.0	0	0
Oct. 26	NY Jets	0	0	0.0	0	0	1	34	34.0	34	0
Nov. 2	at Atlanta	0	0	0.0	0	0	3	55	18.3	21	0
Nov. 10	at Green Bay	0	0	0.0	0	0	3	96	32.0	45	0
Nov. 16	NY Giants	0	0	0.0	0	0	1	19	19.0	19	0
Nov. 23	New Orleans	0	0	0.0	0	0	4	90	22.5	33	0
Nov. 30	at Carolina	0	0	0.0	0	0	4	89	22.3	27	0
Dec. 7	Dallas	0	0	0.0	0	0	2	42	21.0	27	0
Dec. 15	at Miami	0	0	0.0	0	0	4	81	20.3	27	0
Dec. 21	San Francisco	0	0	0.0	0	0	5	137	27.4	54	0
Dec. 27	at Washington	0	0	0.0	0	0	2	40	20.0	22	0
Season Totals		1	2	2.0	2	0	34	815	24.0	54	0
Postseason											
Jan. 11	Green Bay	0	0	0.0	0	0	5	125	25.0	36	0
Jan. 18	Carolina	0	0	0.0	0	0	3	62	20.7	21	0
Postseason Totals		0	0	0.0	0	0	8	187	23.3	36	0

Date	Opp	Rec.	Yards	Avg.	Long	TD	Kickoff>Returns				
							Att.	Yards	Avg.	LongTD	
Sept. 8	at Tennessee	2	32	16.0	18t	1	0	0	0.0	0	0
Sept. 16	at Washington	6	107	17.8	39t	1	0	0	0.0	0	0
Sept. 22	Dallas	6	80	13.3	35t	1	2	33	16.5	32	0
Sept. 29	Houston	2	45	22.5	38t	1	1	19	19.0	19	0
Oct. 6	at Jacksonville	5	68	13.6	22	0	1	4	4.0	4	0
Oct. 20	Tampa Bay	2	17	8.5	12	0	1	-5	-5.0	-5	0
Oct. 28	NY Giants	7	69	9.9	32	0	0	0	0.0	0	0
Nov. 3	at Chicago	3	19	6.3	7	0	3	18	6.0	8	0
Nov. 10	Indianapolis	1	9	9.0	9	0	0	0	0.0	0	0
Nov. 17	Arizona	7	63	9.0	28	1	1	4	4.0	4t	1
Nov. 25	at San Francisco	2	45	22.5	37	0	5	29	5.8	21	0
Dec. 1	St. Louis	2	16	8.0	8	0	2	5	2.5	3	0
Dec. 8	at Seattle	5	23	4.6	7	1	0	0	0.0	0	0
Dec. 15	Washington	0	0	0.0	0	0	0	0	0.0	0	0
Dec. 21	at Dallas	1	34	34.0	34	0	1	-1	-1.0	-1	0
Dec. 28	at NY Giants	1	8	8.0	8	0	1	20	20.0	20t	1
Season Totals		52	635	12.2	39t	6	18	126	7.0	32	2
Postseason											
Jan. 11	Atlanta	2	77	38.5	42	1	2	4	2.0	11	0
Jan. 19	Tampa Bay	4	23	5.8	11	0	0	0	0.0	0	0
Postseason Totals		6	100	16.7	42	1	2	4	2.0	11	0

Date	Opp	Rec.	Yards	Avg.	Long	TD	Kickoff>Returns				
							Att.	Yards	Avg.	LongTD	
Sept. 9	St. Louis	1	11	11.0	11	0	0	0	0.0	0	0
Sept. 23	at Seattle	10	165	16.5	64t	2	2	9	4.5	13	0
Sept. 30	Dallas	2	25	12.5	21	0	0	0	0.0	0	0
Oct. 7	Arizona	3	42	14.0	32	0	0	0	0.0	0	0
Oct. 22	at NY Giants	6	77	12.8	23	1	0	0	0.0	0	0
Oct. 28	Oakland	2	9	4.5	5	0	0	0	0.0	0	0
Nov. 4	at Arizona	4	80	20.0	54t	2	2	24	12.0	24	0
Nov. 11	Minnesota	5	52	10.4	17t	2	1	14	14.0	14	0
Nov. 18	at Dallas	2	17	8.5	13	0	0	0	0.0	0	0
Nov. 25	Washington	4	32	8.0	13	34	0	0	0.0	0	0
Nov. 29	at Kansas City	5	65	13.0	34	0	0	0	0.0	0	0
Dec. 9	San Diego	5	74	14.8	31	0	0	0	0.0	0	0
Dec. 16	at Washington	2	15	7.5	9	0	0	0	0.0	0	0
Dec. 22	at San Francisco	5	26	5.2	9	0	0	0	0.0	0	0
Dec. 30	NY Giants	7	143	20.4	57t	1	1	10	10.0	10	0
Jan. 6	at Tampa Bay	Inactive									
Season Totals		63	833	13.2	64t	8	6	57	9.5	24	0
Postseason											
Jan. 12	Tampa Bay	3	32	10.7	21	0	1	2	2.0	2	0
Jan. 19	at Chicago	5	73	14.6	43	0	0	0	0.0	0	0
Jan. 27	at St. Louis	3	46	15.3	17	0	1	-5	-5.0	-5	0
Postseason Totals		11	151	13.7	43	0	2	-3	-1.5	2	0

Thrash Game-by-Game Statistics (Cont.)

2000	Date	Opp	Rec.	Yards	Avg.	Long	TD	Att.	Yards	Avg.	LongTD
	Sept. 3	Carolina	3	22	7.3	11	0	1	4	4.0	4 0
	Sept. 10	at Detroit	0	0	0.0	0	0	0	0	0.0	0 0
	Sept. 18	Dallas	3	21	7.0	11	0	0	0	0.0	0 0
	Sept. 24	at NY Giants	1	46	56.0	56	0	0	0	0.0	0 0
	Oct. 1	Tampa Bay	1	4	4.0	4	0	0	0	0.0	0 0
	Oct. 8	at Philadelphia	5	45	9.0	16	0	2	41	20.5	34 0
	Oct. 15	Baltimore	6	62	10.3	23	0	1	7	7.0	7 0
	Oct. 22	at Jacksonville	2	16	8.0	13	0	2	13	6.5	0 0
	Oct. 30	Tennessee	3	20	6.7	9	0	0	0	0.0	0 0
	Nov. 5	at Arizona	6	102	17.0	43	0	1	15	15.0	15 0
	Nov. 20	at St. Louis	5	51	10.2	19	1	2	12	6.0	12 0
	Nov. 26	Philadelphia	5	121	24.2	50	1	0	0	0.0	0 0
	Dec. 3	NY Giants	4	73	18.3	45	0	0	0	0.0	0 0
	Dec. 10	at Dallas	5	62	12.4	20	0	0	0	0.0	0 0
	Dec. 16	at Pittsburgh	1	8	8.0	8	0	1	-10	-10.0	-10 0
	Dec. 24	Arizona	0	0	0.0	0	0	0	0	0.0	0 0
	Season Totals		50	653	13.1	50	2	10	82	8.2	34 0

	Date	Opp.	Att.	Punt Yards	Returns Avg.	Long	TD	No.	Kickoff Yards	Returns Avg.	LongTD
	Sept. 3	Carolina	0	0	0.0	0	0	3	53	17.6	22 0
	Sept. 10	at Detroit	0	0	0.0	0	0	4	132	33.0	49 0
	Sept. 18	Dallas	0	0	0.0	0	0	5	111	22.2	29 0
	Sept. 24	at NY Giants	0	0	0.0	0	0	0	0	0.0	0 0
	Oct. 1	Tampa Bay	0	0	0.0	0	0	2	64	32.0	32 0
	Oct. 8	at Philadelphia	0	0	0.0	0	0	3	43	14.3	17 0
	Oct. 15	Baltimore	2	23	11.5	19	0	2	60	30.0	42 0
	Oct. 22	at Jacksonville	2	32	16.0	25	0	0	0	0.0	0 0
	Oct. 30	Tennessee	0	0	0.0	0	0	5	117	23.4	30 0
	Nov. 5	at Arizona	1	0	0.0	0	0	4	84	21.0	25 0
	Nov. 20	at St. Louis	2	34	17.0	18	0	4	90	22.5	23 0
	Nov. 26	Philadelphia	2	1	0.5	1	0	6	117	19.5	25 0
	Dec. 3	NY Giants	1	16	16.0	16	0	0	0	0.0	0 0
	Dec. 10	at Dallas	0	0	0.0	0	0	3	65	21.6	22 0
	Dec. 16	at Pittsburgh	0	0	0.0	0	0	3	54	18.0	20 0
	Dec. 24	Arizona	0	0	0.0	0	0	1	10	10.0	10 0
	Season Totals		10	106	10.6	25	0	45	1000	22.2	49 0

1999	Date	Opp	Rec.	Yards	Avg.	Long	TD	Att.	Yards	Avg.	LongTD
	Sept. 12	Dallas	0	0	0.0	0	0	0	0	0.0	0 0
	Sept. 19	at NY Giants	0	0	0.0	0	0	0	0	0.0	0 0
	Sept. 26	at NY Jets	0	0	0.0	0	0	0	0	0.0	0 0
	Oct. 3	Carolina	0	0	0.0	0	0	0	0	0.0	0 0
	Oct. 17	at Arizona	0	0	0.0	0	0	0	0	0.0	0 0
	Oct. 24	at Dallas	0	0	0.0	0	0	0	0	0.0	0 0
	Oct. 31	Chicago	0	0	0.0	0	0	0	0	0.0	0 0
	Nov. 7	Buffalo	0	0	0.0	0	0	0	0	0.0	0 0
	Nov. 14	at Philadelphia	0	0	0.0	0	0	0	0	0.0	0 0
	Nov. 21	NY Giants	1	25	25.0	25	0	0	0	0.0	0 0
	Nov. 28	Philadelphia	0	0	0.0	0	0	0	0	0.0	0 0
	Dec. 5	at Detroit	1	2	2.0	2	0	0	0	0.0	0 0
	Dec. 12	Arizona	0	0	0.0	0	0	0	0	0.0	0 0
	Dec. 19	at Indianapolis	0	0	0.0	0	0	0	0	0.0	0 0
	Dec. 26	at San Francisco	0	0	0.0	0	0	0	0	0.0	0 0
	Jan. 2	Miami	1	17	17.0	17	0	1	37	37.0	37 0
	Season Totals		3	44	14.7	25	0	1	37	37.0	37 0

Postseason	Date	Opp	Rec.	Yards	Avg.	Long	TD	Att.	Yards	Avg.	LongTD
	Jan. 8	Detroit	0	0	0.0	0	0	0	0	0.0	0 0
	Jan. 15	at Tampa Bay	0	0	0.0	0	0	1	1	1.0	1 0
	Postseason Totals		0	0	0.0	0	0	1	1	1.0	1 0

	Date	Opp.	Att.	Punt Yards	Returns Avg.	Long	TD	No.	Kickoff Yards	Returns Avg.	LongTD
	Sept. 12	Dallas	0	0	0.0	0	0	0	0	0.0	0 0
	Sept. 19	at NY Giants	0	0	0.0	0	0	0	0	0.0	0 0
	Sept. 26	at NY Jets	0	0	0.0	0	0	0	0	0.0	0 0
	Oct. 3	Carolina	0	0	0.0	0	0	0	0	0.0	0 0
	Oct. 17	at Arizona	0	0	0.0	0	0	0	0	0.0	0 0
	Oct. 24	at Dallas	0	0	0.0	0	0	0	0	0.0	0 0
	Oct. 31	Chicago	0	0	0.0	0	0	0	0	0.0	0 0
	Nov. 7	Buffalo	0	0	0.0	0	0	1	28	28.0	28 0
	Nov. 14	at Philadelphia	0	0	0.0	0	0	1	21	21.0	21 0
	Nov. 21	NY Giants	0	0	0.0	0	0	1	14	14.0	14 0
	Nov. 28	Philadelphia	0	0	0.0	0	0	2	72	36.0	48 0
	Dec. 5	at Detroit	0	0	0.0	0	0	2	109	54.5	95 1
	Dec. 12	Arizona	0	0	0.0	0	0	2	29	14.5	15 0
	Dec. 19	at Indianapolis	0	0	0.0	0	0	1	19	19.0	19 0
	Dec. 26	at San Francisco	0	0	0.0	0	0	3	36	12.0	13 0
	Jan. 2	Miami	0	0	0.0	0	0	1	27	27.0	27 0
	Season Totals		0	0	0.0	0	0	14	355	25.3	95 1

Thrash Game-by-Game Statistics (Cont.)

Postseason	Jan. 8	Detroit	0	0	0.0	0	0	0	0	0.0	0	0
	Jan. 15	at Tampa Bay	0	0	0.0	0	0	1	24	24.0	24	0
	Postseason Totals			0	0	0.0	0	0.0	1	24	24.0	24

1998	Date	Opp	Rec.	Yards	Avg.	Long	TD	Att.	Yards	Avg.	Long	TD
	Sept. 6	at NY Giants	1	13	13.0	13	0	0	0	0.0	0	0
	Sept. 14	San Francisco	0	0	0.0	0	0	0	0	0.0	0	0
	Sept. 20	at Seattle	0	0	0.0	0	0	0	0	0.0	0	0
	Sept. 27	Denver	Inactive									
	Oct. 4	Dallas	0	0	0.0	0	0	0	0	0.0	0	0
	Oct. 11	at Philadelphia	Inactive									
	Oct. 18	at Minnesota	Inactive									
	Nov. 1	NY Giants	3	40	13.3	19	0	0	0	0.0	0	0
	Nov. 8	at Arizona	2	44	22.0	28	0	0	0	0.0	0	0
	Nov. 15	Philadelphia	0	0	0.0	0	0	0	0	0.0	0	0
	Nov. 22	Arizona	0	0	0.0	0	0	0	0	0.0	0	0
	Nov. 29	at Oakland	0	0	0.0	0	0	0	0	0.0	0	0
	Dec. 6	San Diego	4	66	16.5	25t	1	0	0	0.0	0	0
	Dec. 13	at Carolina	IR									
	Dec. 19	Tampa Bay	IR									
	Dec. 27	at Dallas	IR									
	Season	Total	10	163	16.3	28	1	0	0	0.0	0	0

	Date	Opp.	Att.	Punt Yards	Returns Avg.	Long	TD	No.	Kickoff Yards	Returns Avg.	Long	TD
	Sept. 6	at NY Giants	0	0	0.0	0	0	2	64	32.0	39	0
	Sept. 14	San Francisco	0	0	0.0	0	0	2	33	16.5	19	0
	Sept. 20	at Seattle	0	0	0.0	0	0	0	0	0.0	0	0
	Sept. 27	Denver	Inactive									
	Oct. 4	Dallas	0	0	0.0	0	0	0	0	0.0	0	0
	Oct. 11	at Philadelphia	Inactive									
	Oct. 18	at Minnesota	Inactive									
	Nov. 1	NY Giants	0	0	0.0	0	0	0	0	0.0	0	0
	Nov. 8	at Arizona	0	0	0.0	0	0	0	0	0.0	0	0
	Nov. 15	Philadelphia	0	0	0.0	0	0	0	0	0.0	0	0
	Nov. 22	Arizona	0	0	0.0	0	0	1	18	18.0	0	0
	Nov. 29	at Oakland	0	0	0.0	0	0	1	14	14.0	14	0
	Dec. 6	San Diego	0	0	0.0	0	0	0	0	0.0	0	0
	Dec. 13	at Carolina	IR									
	Dec. 19	Tampa Bay	IR									
	Dec. 27	at Dallas	IR									
	Season	Totals	0	0	0.0	0	0	6	129	21.5	39	0

1997	Date	Opp	Rec.	Yards	Avg.	Long	TD	Att.	Yards	Avg.	Long	TD
	Aug. 31	at Carolina	Inactive									
	Sept. 7	at Pittsburgh	Inactive									
	Sept. 14	Arizona	Inactive									
	Sept. 28	Jacksonville	Inactive									
	Oct. 5	at Philadelphia	Inactive									
	Oct. 13	Dallas	Inactive									
	Oct. 19	at Tennessee	Inactive									
	Oct. 26	Baltimore	0	0	0.0	0	0	0	0	0.0	0	0
	Nov. 2	at Chicago	0	0	0.0	0	0	0	0	0.0	0	0
	Nov. 9	Detroit	Inactive									
	Nov. 16	at Dallas	Inactive									
	Nov. 23	NY Giants	Inactive									
	Nov. 30	St. Louis	Inactive									
	Dec. 7	at Arizona	Did Not Play									
	Dec. 13	at NY Giants	2	24	12.0	17	0	0	0	0.0	0	0
	Dec. 21	Philadelphia	0	0	0.0	0	0	0	0	0.0	0	0
	Season	Totals	2	24	12.0	17	0	0	0	0.0	0	0

	Date	Opp.	Att.	Punt Yards	Returns Avg.	Long	TD	No.	Kickoff Yards	Returns Avg.	Long	TD
	Aug. 31	at Carolina	Inactive									
	Sept. 7	at Pittsburgh	Inactive									
	Sept. 14	Arizona	Inactive									
	Sept. 28	Jacksonville	Inactive									
	Oct. 5	at Philadelphia	Inactive									
	Oct. 13	Dallas	Inactive									
	Oct. 19	at Tennessee	Inactive									
	Oct. 26	Baltimore	0	0	0.0	0	0	0	0	0.0	0	0
	Nov. 2	at Chicago	0	0	0.0	0	0	0	0	0.0	0	0
	Nov. 9	Detroit	Inactive									
	Nov. 16	at Dallas	Inactive									
	Nov. 23	NY Giants	Inactive									
	Nov. 30	St. Louis	Inactive									
	Dec. 7	at Arizona	Did Not Play									
	Dec. 13	at NY Giants	0	0	0.0	0	0	0	0	0.0	0	0
	Dec. 21	Philadelphia	0	0	0.0	0	0	0	0	0.0	0	0
	Season	Totals	0	0	0.0	0	0	0	0	0.0	0	0

19 Tom Tupa Punter



Height: 6-4
Weight: 225
Birthdate: 2/6/66
Ohio State
Breckersville High School
Cleveland, OH
17th NFL Season



NFL Acquisition: Selected as a quarterback/punter by the then- Phoenix Cardinals in the third round of the 1988 Draft (68th overall).

How Acquired: Tupa was signed by the Redskins as an undrafted free agent on March 10, 2004.

2004 Season:

- Tupa punted 103 times for 4,544 yards and a 44.1 gross average, a 35.2 net average and a long of 61.
- He ranked 3rd in the NFL and 1st in the NFC in gross average (44.1) as well as 4th in the NFL and NFC in punts inside the 20 (30).
- Tupa was named 2nd alternate to the 2005 Pro Bowl.
- He tied a career-high against Baltimore in Week 5 with nine punts for 343 yards for an average of 38.1 and three punts inside the 20. The following week at Chicago, he tied his career-high again with nine punts for a career-high 387 yards.

Pro Career:

2003 Season:

- He punted 83 times for 3,590 yards and a 43.3 gross average and a 35.9 net average and a 60-yard long.
- Tupa appeared in all 16 games for the Bucs at punter, ranking third in the NFC with a 43.3-yard average.
- Ranked fifth in the NFC with 26 punts placed inside the 20-yard line and tied his own single-game team record with a 52.0 average at New Orleans (12/7).
- He was named the NFC Special Teams Player of the Week for his Week 3 effort at Atlanta (9/21) in which he posted seven punts for 355 yards (50.7 avg.) with a long of 60 and one punt placed inside the 20-yard line.
- He was named the NFC Special Teams Player of the Week for his Week 3 effort at Atlanta (9/21) in which he posted seven punts for 355 yards (50.7 avg.) with a long of 60 and one punt placed inside the 20-yard line.

2002 Season:

- He played in all 16 regular season games as punter and holder for all placements and also played in all three playoff games and the Super Bowl XXXVII.
- He finished season with 90 punts for 3,856 yards (42.8 avg.) and a long of 7.
- In Super Bowl XXXVII against Oakland, he had five punts for 155 yards for a 31.0 average.



Tupa In Brief:

Tupa has been a model of consistency during his 16 seasons in the league. He has the second most experience (OL Ray Brown) of any Redskins player, seeing action in 220 career games, mostly as a punter. He is also an experienced quarterback and holder. He earned Pro Bowl honors as a punter in 1999 and has concentrated on punting for the past 10 seasons. He has punted 873 times for 37,862 yards for a 43.4 gross average, a 35.4 net average and a 73-yard long.

2001 Season:

- Tupa played in 15 regular season games for the New York Jets and punted 67 times for 2,575 yards (38.4 avg.) on the season with a long of 59 yards.
- He placed 21 punts inside the 20-yard line along with five touchbacks and also served as holder for Redskins teammate kicker John Hall.

2000 Season:

- Tupa played in all 16 games and had 83 punts for 3,714 yards, a 44.7 avg., with 18 inside the 20. He also had 15 touchbacks and a net average of 33.2 yards.
- He was fourth-best (tied) in the AFC and the NFL with a 44.7 avg.

1999 Season:

- He played in all 16 games in his first season with the Jets, finished the year with 81 punts for 3,659 yards, a 45.2 avg., a net of 38.2, seven touchbacks, 25 inside the 20 and a long of 69.
- Tupa earned his first invitation to the Pro Bowl.
- He was also 6-of-11 passing for 165 yards with two touchdowns, marking the first time he threw a pass in a regular season game since 1996.

1998 Season:

- Tupa played in all 16 games for New England and finished the season with 74 punts for 3,294 yards, an average of 44.5, net of 35.4, nine touchbacks, 13 inside the 20 and a long of 64.

1997 Season:

- Tupa played in all 16 games and finished with 78 punts for 3,569 yards (45.8 avg.) and he also added 14

touchbacks, 24 inside the 20 and a career-long of 73.

1996 Season:

- In addition to his punting and placement holding responsibilities, Tupa also acted as the Patriots' backup quarterback.
- He performed consistently all season and finished the year with 63 punts for 2,739 yards, 43.5 avg. and a net average of 36.0. He is 43.5-yard average was the third-highest single-season average in team history.

1995 Season:

- Tupa played in all 16 games for Cleveland in his second full season as a punter. He finished the year with 65 punts for 2,831 yards, a 43.6-yard avg. and placed 18 inside the 20.
- He scored what would have been his second career rushing touchdown on a fake field goal versus Tampa Bay (9/10), but the play was nullified due to an illegal formation penalty and the Browns settled for the FG.

1994 Season:

- Tupa played in every game, including the Browns' two playoff games and finished 4th in the AFC with 27 punts placed inside the 20. He totaled 80 punts for 3,211 yards, a 40.1-yard avg. in his first season as a full-time punter.

1993 Season:

- He went to training camp with the Colts, but was among the final preseason cuts on August 30th. He then signed with the Browns (11/10), but was reported among Cleveland's inactive list for two games and was then released on (11/24).

1992 Season:

- Tupa played in three games at QB for Indianapolis, completing 17-of-33 passes for 156 yards and one TD.

1991 Season:

- He played and started 11 games. He ended the season with career-highs in every passing category.
- He completed 165-of-315 passes (.524) for 2,053 yards, including six touchdowns and 13 interceptions. He turned in career-high rushing totals with 28 carries for 97 yards and one touchdown.

1990 Season:

- Tupa played in 15 games as the placement holder on all kicks, but did not take a snap from scrimmage.

1989 Season:

- He started two of 14 games at quarterback and finished the season by completing 65-of-134 attempts for 973 yards and three touchdowns and nine interceptions.
- He made his first career start versus Philadelphia (10/15) and he responded with a career-high 41 pass attempts. He connected on 14-of-22 attempts for 245 yards versus Dallas (11/12) and also connected with Don Holmes for a career-long 77-yard touchdown pass at the Los Angeles Rams (11/19).

1988 Season:

- Tupa played in just two games as a rookie and completed four-of-five passes for 49 yards.

College/Personal:

- Four-year letterman (1984-87) as a QB and punter at Ohio State. He ranks as the school's all-time leading punter with a 44.7-yard career average on 214 punts.
- He finished his Buckeye career completing 171-of-304 passes for 2,252 yards, including 15 touchdowns and 12 interceptions. Tupa started every game as a senior and completed 134-of-242 passes (.554) for 1,786 yards and 12 touchdowns. He played in the Rose, Florida Citrus and Cotton Bowls during his collegiate career.
- Tupa and his wife, Beth, have three sons, Thomas Joseph III, Timothy David, and Tyler Mark and a daughter, Emma.
- Attended Brecksville High in Cleveland, Ohio and quarterbacked the team to the state championship as a senior.
- After his playing career, Tupa plans to pursue an NFL coaching career.

Single-Game Highs

Attempts: 9, five times, last vs. Philadelphia (12/12/04)
Yards: 431 at Detroit (11/7/04)
Long: 73 at Denver (10/6/97)

Tupa Career Statistics

	Team	G	Punts	Yds	Gross	Net	Long	In-20	Blk
1988	Phoenix	2	0	0	0	0	0	0	0
1989	Phoenix	14	6	280	46.7	39.8	51	2	0
1990	Phoenix	15	0	0	0	0	0	0	0
1991	Phoenix	11	0	0	0	0	0	0	0
1992	Indianapolis	3	0	0	0	0	0	0	0
1993	Cleveland	0	0	0	0	0	0	0	0
1994	Cleveland	16	80	3211	40.1	35.4	65	27	0
1995	Cleveland	16	65	2831	43.6	36.2	64	18	0
1996	New England	16	63	2739	43.5	36.0	62	14	0
1997	New England	16	78	3569	45.8	36.1	73	24	0
1998	New England	16	74	3294	44.5	35.4	64	13	0
1999	New York Jets	16	81	3659	45.2	38.2	69	25	0
2000	New York Jets	16	83	3714	44.7	33.2	70	18	0
2001	New York Jets	15	67	2575	38.4	32	59	21	0
2002	Tampa Bay	16	90	3856	42.8	35.4	71	30	0
2003	Tampa Bay	16	83	3590	43.3	35.9	60	26	0
2004	Washington	16	103	4544	44.1	35.2	61	30	1
Career Totals		220	873	37862	43.4	35.4	73	248	1

94 Ron Warner

Defensive Lineman



Height: 6-3
 Weight: 275
 Birthdate: 9/26/75
 Kansas
 Independence High School
 Independence, KS
 4th NFL Season



NFL Acquisition: Entered the NFL in 1998 as a seventh round draft selection (239th overall) by the New Orleans Saints.

How Acquired: Warner was signed by the Washington Redskins as a free agent on October 21, 2003.

2004 Season:

- Warner appeared in 14 games with two starts and recorded 17 tackles (nine solo), 3.5 sacks and 1 INT.
- He recorded his first career interception in Week 15.
- Warner made his first career start in Week 3 against the Dallas Cowboys on Monday Night Football.

Pro Career:

2003 Season:

- He signed with the Redskins October 21, and was released on December 21. He was re-signed on December 23 and played against Philadelphia (12/27).
- Before signing with the Redskins, he appeared in four games for the Buccaneers on special teams.

2002 Season:

- He re-signed to Tampa Bay's 53-man roster and played in four regular season games and all three playoff games. He posted one tackle.
- He played primarily on special teams at Philadelphia (1/19) in the NFC Championship game and saw action on special teams in SB XXXVII against Oakland (1/26).

2001 Season:

- He was released on Sept. 8 before being signed to the practice squad on Sept. 10. He spent the entire season on Tampa Bay's practice roster.

2000 Season:

- He was released from the Chicago Bears on January 10 following the 1999 season. He spent the season with the CFL's Winnipeg Blue Bombers.



Warner In Brief:

Warner is a dedicated and tough veteran that provides depth to the Redskins defensive line. He enjoyed his most prolific season as a pro in 2004, appearing in 14 games with two starts and recording 17 tackles (nine solo), 3.5 sacks and one interception. Warner signed with the team during the 2003 season. He has recorded 22 tackles (12 solo) and 3.5 sacks in 20 career games.

1999 Season:

- He spent training camp with the New Orleans Saints but was released on Sept. 5. He then signed with the Redskins but was later released on Nov. 23. He was signed to the Bears' practice squad on Dec. 22 and finished the season with the team.

1998 Season:

- He was activated and placed on the active roster on Nov. 4, was inactive for the next seven contests but did play in the season finale against Buffalo (12/27). He responded in his NFL debut with four tackles (two solo).

College/Personal:

- In just two seasons, he became Kansas' all-time sack leader with 20.5 sacks. He was a third-team All-America selection and a first-team All-Big 12 Conference pick by *The NFL Draft Report* as a senior.
- He posted 55 tackles (24 solo) and set a school record with 14.5 sacks and 20.5 tackles for losses during his senior season.
- He is married to Erica and has a daughter, Natalie.

Single-Game Highs

Tackles: 4 vs. Buffalo (12/27/98)
Sacks: 1, three times, last at Dallas (12/26/04)
Interceptions: 1 at San Francisco (12/18/04)

Warner Career Statistics

	Team	G	GS	Tkls	Solo	Int	Yds	TDs	Sack(s)	FF	FR
1998	New Orleans	1	0	4	2	0	0	0	0	0	0
2002	Tampa Bay	4	0	1	1	0	0	0	0	0	0
2003	Washington	1	0	0	0	0	0	0	0	0	0
2004	Washington	14	2	17	9	1	0	0	3.5	1	0
Career	Totals	20	0	22	12	1	0	0	3.5	1	0



53 Marcus Washington

Linebacker



Height: 6-3
Weight: 250
Birthdate: 10/17/77
Auburn
Auburn High School
Auburn, AL
6th NFL Season



Washington In Brief:



Washington is known as a formidable pass rusher as well as a sideline-to-sideline player in coverage. And as a Redskin, he did not disappoint. In 2004, Washington earned his first Pro Bowl berth after finishing the season second on the team with 130 tackles (102 solo) and 4.5 sacks. He also led the team with QB pressures (11) and hits on the QB (10). Washington spent the previous four seasons with the Indianapolis Colts. During his NFL career, Washington has amassed 439 tackles (288 solo), 22.5 sacks, four forced fumbles and two interceptions. He moved to linebacker in the NFL after playing defensive end in college and has proved to be very reliable, starting 63 of 79 games.

NFL Acquisition: Washington was selected in the second round (59th overall) by Indianapolis in the 2000 NFL Draft.

How Acquired: He was signed as an unrestricted free agent on March 5, 2004.

2004 Season:

- He started all 16 games and led the team in QB pressures (11) and hits on the QB (10) and finished second on the team in tackles with 130 (102 solo).
- Washington recorded a career-high 14 tackles (10 solo) against the Giants at the Meadowlands in Week 2.
- At Pittsburgh in Week 12, Washington recorded nine tackles (seven solo) and two sacks. He also led the special teams unit with two tackles. Washington made a tremendous hustle play running down speedy return man Antwaan Randle El preventing a sure touchdown.
- Through the course of the season, Washington totaled four 10+ tackle games, as well as recording nine tackles in six additional games.
- He was the Redskins' lone representative to the 2005 Pro Bowl as a starter for the NFC squad.

Pro Career:

2003 Season:

- Washington started all 16 games for the second time in his career and also started all three playoff games.
- Washington finished fourth on the Colts with 97 tackles (56 solo). He recorded six sacks, which was second best on the team and first amongst Indianapolis linebackers.
- Washington also had a career-high three forced fumbles including two against New England (11/30).
- In the 2003 postseason he stepped up his play, starting all three games for the Colts and logging 16 tackles (nine solo) including a seven tackle performance against Denver in the AFC Wild Card game.
- He had his highest output of tackles vs. Denver (12/21) when he had 11 tackles (six solo).
- He posted two sacks and seven tackles (five solo) vs. Atlanta (12/14).

2002 Season:

Washington started 15 games before missing vs. Jacksonville (12/29) with a knee injury, snapping a string of 31 consecutive starts. He finished the season with 78

tackles, 42 solo, two sacks, 10 QB pressures, three passes defended, one FR and one interception.

- He had a 40-yard interception return for a touchdown and 10 tackles at Jacksonville (9/8).
- He led the team with 10 tackles and one QB pressure vs. Tennessee (11/3). He also notched six solo stops at Denver (11/24).

2001 Season:

- Washington started 16 games and finished second on team in tackles in his first full season as starter. He totaled 119 tackles, 81 solo, eight sacks, two passes defended and 18 QB hits.
- He had his second career multi-sack game with six tackles and two sacks vs. Oakland (10/14) and had second career multi-sack game, totaling eight tackles and 2.5 sacks with two QB hits and one pass defended at Kansas City (10/25).
- He posted his first career 10+-tackle game with 10 stops at New Orleans (11/18) and had second career 10+-tackle game with 12 tackles at Miami (12/10) and a third such effort with 10 tackles, one sack and one QB hit vs. Atlanta (12/16)

2000 Season:

- He played in 16 games as rookie and totaled 15 tackles, seven solo, two sacks, seven QB hits and one INT. He also had 13 special teams tackles, nine solo.
- He posted a season-high three tackles and four QB hits at Buffalo (10/1) and registered his first career sack at NE(10/8) and followed with one sack at Seattle.

College/Personal:

- Washington was a four-year letterman and two-year starter and played left defensive end as senior at Auburn. He led the team with seven sacks and 21 QB pressures and also posted 52 tackles, 29 solo, five tackles for loss, one pass defensed and three FF.
- He attended Auburn High School and had 23 catches for 282 yards, eight touchdowns receiving as senior tight end. He also played WR as a junior and lettered in basketball.
- Washington participated in the Redskins' Charitable

Foundation's All Stars community service initiative by taking part in the renovation of a new room at the HSC Pediatric Center in Washington D.C.

Single-Game Highs

Tackles: 14 at NY Giants (9/19/04)
Solo: 12 at NY Giants (9/19/04)
Sacks: 2.5 at Kansas City (10/25/01)

Washington Career Statistics

	Team	G	GS	Tkls	Solo	Int	Yds	TDs	Sack(s)	FF	FR
2000	Indianapolis	16	0	15	7	1	1	0	2	0	0
2001	Indianapolis	16	16	119	81	0	0	0	8	0	0
2002	Indianapolis	15	15	78	42	1	40	1	2	0	1
2003	Indianapolis	16	16	97	56	0	0	0	6	3	1
2004	Washington	16	16	130	102	0	0	0	4.5	1	1
Career	Totals	79	63	439	288	2	41	1	22.5	4	3

Washington Game-by-Game Statistics

	Date	Opp.	Tkls	Solo	Sacks	Int	Yds	FF	FR
2004	Sept. 12	Tampa Bay	7	4	0	0	0	0	0
	Sept. 19	at NY Giants	14	12	0	0	0	0	0
	Sept. 27	Dallas	4	3	0	0	0	0	0
	Oct. 3	at Cleveland	6	4	0.5	0	0	0	0
	Oct. 10	Baltimore	9	8	0	0	0	0	0
	Oct. 17	at Chicago	9	6	0	0	0	0	0
	Oct. 31	Green Bay	12	9	1	0	0	1	0
	Nov. 7	at Detroit	4	4	0	0	0	0	0
	Nov. 14	Cincinnati	3	3	0	0	0	0	1
	Nov. 21	at Philadelphia	9	7	0	0	0	0	0
	Nov. 28	at Pittsburgh	9	7	2	0	0	0	0
	Dec. 5	NY Giants	3	3	0	0	0	0	0
	Dec. 12	Philadelphia	12	8	0	0	0	0	0
	Dec. 18	at San Francisco	9	8	0	0	0	0	0
Dec. 26	at Dallas	9	9	1	0	0	0	0	
Jan. 2	Minnesota	11	7	0	0	0	0	0	
	Season	Totals	130	102	4.5	0	0	1	1
2003	Sept. 7	at Cleveland	7	6	0	0	0	0	0
	Sept. 14	Tennessee	2	0	0	0	0	0	0
	Sept. 21	Jacksonville	2	2	0	0	0	0	0
	Sept. 28	at New Orleans	4	1	1	0	0	1	1
	Oct. 6	at Tampa Bay	9	9	0	0	0	0	0
	Oct. 12	Carolina	10	7	1	0	0	0	0
	Oct. 26	Houston	9	3	0	0	0	0	0
	Nov. 2	at Miami	7	5	1	0	0	0	0
	Nov. 9	at Jacksonville	6	3	0	0	0	0	0
	Nov. 16	New York	3	1	0	0	0	0	0
	Nov. 23	at Buffalo	5	3	0	0	0	0	0
	Nov. 30	New England	6	3	1	0	0	2	0
	Dec. 7	at Tennessee	5	2	0	0	0	0	0
	Dec. 14	Atlanta	7	2	2	0	0	0	0
Dec. 21	Denver	11	6	0	0	0	0	0	
Dec. 28	at Houston	4	3	0	0	0	0	0	
	Season	Totals	97	56	6	0	0	3	1
2002	Sept. 8	at Jacksonville	10	0	0	1	40	0	0
	Sept. 15	Miami	6	3	0	0	0	0	0
	Sept. 22	at Houston	5	4	1	0	0	0	1
	Oct. 5	Cincinnati	5	4	0	0	0	0	0
	Oct. 13	Baltimore	4	1	0	0	0	0	0
	Oct. 21	at Pittsburgh	4	2	0	0	0	0	0
	Oct. 27	at Washington	7	2	0	0	0	0	0
	Nov. 3	Tennessee	10	6	0	0	0	0	0
	Nov. 10	at Philadelphia	2	1	1	0	0	0	0
	Nov. 17	Dallas	3	1	0	0	0	0	0
	Nov. 24	at Denver	6	6	0	0	0	0	0
	Dec. 1	Houston	5	3	0	0	0	0	0
	Dec. 8	at Tennessee	3	3	0	0	0	0	0
	Dec. 15	at Cleveland	5	2	0	0	0	0	0

Washington Game-by-Game Statistics

	Dec. 22	New York	3	1	0	0	0	0	0
	Dec. 28	Jacksonville	Inactive						
Postseason	Season	Totals	78	42	2	1	40	0	1
	Jan. 4	at New York	Inactive						
2001	Date	Opp.	Tkls	Solo	Sacks	Int	Yds	FF	FR
	Sept. 9	at New York	8	7	1	0	0	0	0
	Sept. 23	Buffalo	4	2	0	0	0	0	0
	Sept. 30	at New England	6	3	0	0	0	0	0
	Oct. 14	Oakland	6	5	2	0	0	0	0
	Oct. 21	New England	6	4	0	0	0	0	0
	Oct. 25	at Kansas City	8	7	2.5	0	0	0	0
	Nov. 4	at Buffalo	4	3	0	0	0	0	0
	Nov. 11	Miami	7	3	0	0	0	0	0
	Nov. 18	at New Orleans	10	8	0	0	0	0	0
	Nov. 25	San Francisco	6	3	0	0	0	0	0
	Dec. 2	at Baltimore	8	3	0	0	0	0	0
	Dec. 10	at Miami	12	7	0	0	0	0	0
	Dec. 16	Atlanta	10	9	1	0	0	0	0
	Dec. 23	New York	8	6	0	0	0	0	0
	Dec. 20	at St. Louis	10	8	1.5	0	0	0	0
	Jan. 6	Denver	5	3	0	0	0	0	0
Season	Totals		119	81	8	0	0	0	0
2000	Date	Opp.	Tkls	Solo	Sacks	Int	Yds	FF	FR
	Sept. 3	at Kansas City	0	0	0	0	0	0	0
	Sept. 10	Oakland	0	0	0	0	0	0	0
	Sept. 25	Jacksonville	1	0	0	0	0	0	0
	Oct. 1	at Buffalo	3	2	1	0	0	0	0
	Oct. 8	at New England	1	1	1	0	0	0	0
	Oct. 15	at Seattle	1	1	0	0	0	0	0
	Oct. 22	New England	2	1	0	0	0	0	0
	Oct. 29	Detroit	1	0	0	0	0	0	0
	Nov. 6	at Chicago	2	1	0	0	0	0	0
	Nov. 12	New York	0	0	0	1	1	0	0
	Nov. 19	at Green Bay	0	0	0	0	0	0	0
	Nov. 26	Miami	0	0	0	0	0	0	0
	Dec. 3	at New York	2	1	0	0	0	0	0
	Dec. 11	Buffalo	1	0	0	0	0	0	0
	Dec. 17	at Miami	1	0	0	0	0	0	0
	Dec. 24	Minnesota	0	0	0	0	0	0	0
Season	Totals		15	7	2	1	1	0	0
Postseason	Dec. 30	at Miami	0	0	0	0	0	0	0

63 Mark Wilson

Offensive Line



Height: 6-6
 Weight: 318
 Birthdate: 11/11/80
 California
 Fall River High School
 McArthur, CA
 2nd NFL Season



How Acquired: Wilson was selected in the fifth round (151st overall) by the Redskins in the 2004 NFL Draft.

2004 Season:

- Wilson appeared in two games with one start in 2004.
- He saw his first NFL-action, as well as first-career start at Pittsburgh in Week 12 at right tackle.



Wilson In Brief:

In his first year with the Redskins, Wilson appeared in two games with one start. The Redskins offensive coaches put a premium on offensive line play, excelling in run blocking and protecting the quarterback. Wilson was selected in the 2004 NFL Draft for that exact reason, as the Redskins believe he will be a dominating force on the offensive line for a long time.

College/Personal:

- During his final college season, Wilson was named first team All-Pac-10 as arguably the finest left tackle in the conference. He capped his career by starting the final 48 consecutive games for the Bears.
- Those 48 starts ranked first among all current Pac-10 offensive linemen and third nationally for most career starts. The 48 starts, which date back to his freshman year in 2000, are also a new Cal record for an offensive linemen, surpassing OT Todd Steussie's previous school mark of 46, set in 1990-93.
- Wilson was named the 2003 recipient of the Brick Muller Award as the team's Most Valuable Offensive Linemen.
- In 2002, Wilson was asked to move from the right to left side of the line, and responded well at left tackle as the key pass protector of quarterback Kyle Boller.
- The Bears tied for the Pac-10 lead for fewest sacks allowed (25) and Wilson's individual effort was recognized when he was awarded All-Pac-10 honorable mention notice following the season.
- In 2001, Wilson was one of three players who started every game on the offensive line during the season, with others being guard Scott Tercero and now-graduated tackle Langston Walker.
- He earned two team awards at season's end: the Andy Smith Award for most playing time and the Big Hit Award for most big hits during the season.
- In 2000, Wilson had an excellent freshman campaign

as he graded out at 89 percent or better in 10 of his 11 starts. He was not only named first team Freshman All-American, but also was a first team All-Pac-10 selection by *Football News*. He was also tabbed third team Freshman All-American by *The Sporting News*.

- A PrepStar All-America selection, Wilson was rated as the No. 10 offensive line prospect in the West. He also ended his senior year with 16 receptions for 480 yards and two touchdowns at a tight end.
- He helped team rebound from a 1-8 season as a junior to a 10-1 mark and the Evergreen League co-championship as a senior.
- He was also an excellent prep basketball player who helped his team to a No. 3 finish in the state (Division V) as a junior and was a first team all-state selection as a senior (Div. V).
- He's probably had one of the more interesting college summer jobs, spending the 2000 summer as a garlic harvester.
- He was an American studies major at California-Berkeley.

Wilson Career Statistics

	Team	G	GS
2004	Washington	2	1
Career	Totals	2	1

97 Renaldo Wynn

Defensive End



Height: 6-3
Weight: 285
Birthdate: 9/3/74
Notre Dame
DeLaSalle High School
Chicago, IL
9th NFL Season



NFL Acquisition: Wynn was drafted by Jacksonville in the first round (21st overall) in the 1997 NFL Draft.

How Acquired: He signed with Washington as a free agent on March 28, 2002.

2004 Season:

- Wynn started all 16 games for the third consecutive season and the fourth time in his career.
- He recorded 58 tackles (38 solo) and three sacks.
- Wynn had his most productive game of the season at Philadelphia in Week 11 when he posted nine tackles (seven solo) and sacked Donovan McNabb for a two-yard loss.

Wynn In Brief:



Wynn has been one of the most consistent and hardest working players for the Redskins for the past three seasons. He has started all 16 games in three seasons in the burgundy and gold, and has started 111 of a possible 121 games played throughout his career. He is an eight-year NFL vet, spending his first five seasons in Jacksonville before signing with the Redskins in 2002. He has collected 415 (213 solo) tackles with 21 sacks and five forced fumbles and four recoveries. Last season for the Redskins, Wynn posted 58 tackles (38 solo) and three sacks, but he had his best season in 2001 with Jacksonville when he had 75 tackles (40 solo) and five sacks.

- Wynn was named to All-Rookie teams chosen by *Pro Football Writers of America/Pro Football Weekly*, *Football News and College & Pro Football Newsweekly*.
- He played in all 16 games with eight starts. He finished tenth on the team with 60 tackles (25 solo), as well as two tackles for a loss, 2.5 sacks, one pass defended, nine quarterback pressures and one fumble recovery.
- He made his first NFL start at Tennessee (11/2). In the second meeting of the season vs. Tennessee (12/16) Wynn made ten tackles (three solo) and one quarterback pressure.
- He started at defensive tackle during the 1997 Wild Card playoff game at Denver (12/17), making four tackles (three solo). Wynn was selected in the first round, and was fifth among defensive linemen, behind Darrell Russell, Peter Boulware, Kenard Lang and Kenny Holmes.

College/Personal:

- Wynn played left defensive end as a senior in 1996 at Notre Dame, making 61 tackles (41 solo) with nine sacks, six stops for losses, recovered two fumbles and deflected one pass.
- His biggest game was a 10 tackles effort and a recovered fumble that he returned 24 yards for a touchdown in a win over Navy.
- He was named team's Most Valuable Player and Lineman of the Year as a senior. He gained All-American honorable mention honors as a junior compiling 57 tackles (42 solo) with six stops for losses and led the team with 6.5 sacks.
- He graduated in 1996 with a degree in sociology.
- Wynn attended DeLaSalle High School in Chicago (IL) and gained honors as an All-Midwest selection by *Tom Lemming's Prep Football Report* and All-State second-team choice by the Chicago Tribune.
- He was team captain; recording 50 tackles with three interceptions and five fumble recoveries as an outside

linebacker and rushed for 500 yards with nine touchdowns as a fullback in his senior season. He gained All-Catholic League and All-City honors as a senior.

- Wynn lettered four years in basketball, averaging 12 points 11 rebounds per game while serving as team captain as a senior. He also received three letters in track, performing in the long jump.
- Wynn was very active in the community while in Jacksonville, frequently visiting local elementary schools to read to children, and volunteering with children-oriented agencies of the United Way.
- In 1999 he served as honorary chairman of the Cystic Fibrosis Foundation's "Winner's Circle" program. He was a recipient of the Prudential Community Award, which recognizes a player with outstanding involvement in the community.
- Wynn and his wife, LaTanya have one daughter, Kennedy.
- Wynn is an avid supporter of his alma mater, Notre Dame. During the bye week of his NFL season he often travels to catch a game, and can be found on weekends, on the road or before home games, checking the Irish score.
- Wynn also serves as the player representative to the NFL Players Association.
- In 2004, Wynn took part in the Redskins' Charitable Foundation's Taste of the NFL event held at FedEx Field. He also made a special visit to Children's National Medical Center to spend time with patients and help them make holiday ornaments to be displayed around the hospital.

Single-Game Highs

Tackles: 10, twice, last vs. Baltimore (10/8/00)
Sacks: 2 vs. Tennessee (9/23/01)

Wynn Career Statistics

	Team	G	GS	Tkls	Solo	Int	Yds	TDs	Sack(s)	FF	FR
1997	Jacksonville	16	8	60	25	0	0	0	2.5	0	1
1998	Jacksonville	15	15	58	25	0	0	0	1	0	1
1999	Jacksonville	12	10	37	9	0	0	0	1.5	1	1
2000	Jacksonville	14	14	55	26	0	0	0	3.5	1	0
2001	Jacksonville	16	16	75	40	0	0	0	5	1	0
2002	Washington	16	16	42	26	0	0	0	2.5	2	1
2003	Washington	16	16	34	27	0	0	0	2	0	0
2004	Washington	16	15	58	38	0	0	0	3	0	0
Career	Totals	121	110	419	216	0	0	0	21	5	4

Wynn Game-by-Game Statistics

Year	Date	Opp.	Tkls	Solo	Sacks	Int	Yds	FF	FR
2004	Sept. 12	Tampa Bay	1	0	0.5	0	0	0	0
	Sept. 19	at NY Giants	2	1	0	0	0	0	0
	Sept. 27	Dallas	4	3	1	0	0	0	0
	Oct. 3	at Cleveland	3	1	0.5	0	0	0	0
	Oct. 10	Baltimore	4	3	0	0	0	0	0
	Oct. 17	at Chicago	5	2	0	0	0	0	0
	Oct. 31	Green Bay	1	1	0	0	0	0	0
	Nov. 7	at Detroit	3	3	0	0	0	0	0
	Nov. 14	Cincinnati	8	7	0	0	0	0	0
	Nov. 21	at Philadelphia	9	7	1	0	0	0	0
	Nov. 28	at Pittsburgh	5	3	0	0	0	0	0
	Dec. 5	NY Giants	4	3	0	0	0	0	0
	Dec. 12	Philadelphia	3	1	0	0	0	0	0
	Dec. 18	at San Francisco	4	2	0	0	0	0	0
	Dec. 26	at Dallas	1	0	0	0	0	0	0
	Jan. 2	Minnesota	1	1	0	0	0	0	0
		Season Totals		58	38	3	0	0	0
2003	Sept. 4	New York	2	1	0.5	0	0	0	0
	Sept. 14	at Atlanta	2	2	0	0	0	0	0
	Sept. 21	New York	2	2	0	0	0	0	0
	Sept. 28	New England	5	4	1	0	0	0	0
	Oct. 5	at Philadelphia	2	1	0	0	0	0	0
	Oct. 12	Tampa Bay	2	2	0	0	0	0	0
	Oct. 19	at Buffalo	3	3	0	0	0	0	0
	Nov. 2	at Dallas	1	1	0	0	0	0	0
	Nov. 9	Seattle	0	0	0	0	0	0	0
	Nov. 16	at Carolina	2	2	0	0	0	0	0
	Nov. 23	at Miami	3	2	0.5	0	0	0	0
	Nov. 30	New Orleans	2	1	0	0	0	0	0
	Dec. 7	at New York	1	1	0	0	0	0	0
	Dec. 14	Dallas	2	1	0	0	0	0	0
	Dec. 21	at Chicago	3	2	0	0	0	0	0
	Dec. 27	Philadelphia	2	2	0	0	0	0	0
		Season Totals		34	27	2	0	0	0
2002	Sept. 8	Arizona	1	1	0	0	0	0	0
	Sept. 16	Philadelphia	2	2	0	0	0	0	0
	Sept. 22	at San Francisco	2	2	0	0	0	0	0
	Oct. 6	at Tennessee	2	1	0	0	0	0	0
	Oct. 13	New Orleans	6	4	0	0	0	0	0
	Oct. 20	at Green Bay	2	2	0	0	0	0	0
	Oct. 27	Indianapolis	5	1	0	0	0	0	0
	Nov. 3	at Seattle	4	3	0	0	0	0	1
	Nov. 10	at Jacksonville	2	2	0.5	0	0	0	0
	Nov. 17	at New York	2	2	0	0	0	0	0
	Nov. 24	St. Louis	2	0	1	0	0	1	0
	Nov. 28	at Dallas	0	0	0	0	0	0	0
	Dec. 8	New York	3	1	0	0	0	0	0
	Dec. 15	at Philadelphia	5	2	0	0	0	0	0
	Dec. 22	Houston	2	1	0	0	0	0	0
	Dec. 29	Dallas	2	2	1	0	0	1	0
		Season Totals		42	26	2.5	0	2	1
2001	Sept. 10	Pittsburgh	5	3	0	0	0	0	0
	Sept. 23	Tennessee	6	4	2	0	0	0	0
	Sept. 30	Cleveland	5	3	0	0	0	0	0
	Oct. 7	at Seattle	3	0	0	0	0	0	0
	Oct. 18	Buffalo	3	1	0	0	0	0	0
	Oct. 28	at Baltimore	5	4	0	0	0	0	0
	Nov. 4	at Tennessee	4	3	1	0	0	0	0
	Nov. 11	Cincinnati	5	2	0	0	0	0	0
	Nov. 18	at Pittsburgh	6	4	0	0	0	0	0
	Nov. 25	Baltimore	5	3	1	0	0	1	0
	Dec. 3	Green Bay	2	0	0	0	0	0	0
	Dec. 9	at Cincinnati	7	3	0	0	0	0	0
	Dec. 16	at Cleveland	3	2	1	0	0	0	0
	Dec. 23	at Minnesota	6	4	0	0	0	0	0
	Dec. 30	Kansas City	6	3	0	0	0	0	0
	Jan. 6	at Chicago	4	1	0	0	0	0	0
		Season Totals		75	40	5	0	0	1
2000	Sept. 3	at Cleveland	1	1	0	0	0	0	0
	Sept. 10	at Baltimore	3	2	1.5	0	0	1	0
	Sept. 17	Cincinnati	1	1	0	0	0	0	0
	Sept. 25	at Indianapolis	4	3	0	0	0	0	0
	Oct. 1	Pittsburgh	5	1	0	0	0	0	0
	Oct. 8	Baltimore	10	3	0	0	0	0	0
	Oct. 16	at Tennessee	4	1	0	0	0	0	0

OWNERSHIP

COACHES

PLAYERS

STATISTICS

RECORDS

HISTORY

SIDELINES

Wynn Game-by-Game Statistics

	Oct. 22	Washington	Inactive						
	Oct. 29	at Dallas	Inactive						
	Nov. 12	Seattle	7	2	0	0	0	0	0
	Nov. 19	at Pittsburgh	2	2	1	0	0	0	0
	Nov. 26	Tennessee	4	2	0	0	0	0	0
	Dec. 3	Cleveland	2	2	0	0	0	0	0
	Dec. 10	Arizona	4	2	0	0	0	0	0
	Dec. 17	at Cincinnati	4	2	0	0	0	0	0
	Dec. 23	at NY Giants	4	2	1	0	0	0	0
	Season Totals		55	26	3.5	0	0	1	0
1999	Date	Opp.	Tkls	Solo	Sacks	Int	Yds	FF	FR
	Sept. 12	San Francisco	2	0	0	0	0	0	1
	Sept. 19	at Carolina	3	2	0.5	0	0	0	0
	Sept. 26	Tennessee	1	1	0	0	0	0	0
	Oct. 3	at Pittsburgh	Inactive						
	Oct. 11	at NY Jets	Inactive						
	Oct. 17	Cleveland	Inactive						
	Oct. 31	at Cincinnati	Inactive						
	Nov. 7	at Atlanta	2	0	1	0	0	0	0
	Nov. 14	Baltimore	3	0	0	0	0	0	0
	Nov. 21	New Orleans	4	1	0	0	0	1	0
	Nov. 28	at Baltimore	3	1	0	0	0	0	0
	Dec. 2	Pittsburgh	1	0	0	0	0	0	0
	Dec. 13	Denver	5	2	0	0	0	0	0
	Dec. 19	at Cleveland	3	1	0	0	0	0	0
	Dec. 26	at Tennessee	5	0	0	0	0	0	0
	Jan. 2	Cincinnati	5	1	0	0	0	0	0
	Season Totals		37	9	1.5	0	0	1	1
Postseason	Jan. 15	Miami	2	1	0	0	0	0	0
	Jan. 23	Tennessee	3	2	0	0	0	0	0
	Post Season Totals		5	3	0	0	0	0	0
1998	Date	Opp.	Tkls	Solo	Sacks	Int	Yds	FF	FR
	Sept. 6	at Chicago	5	3	0	0	0	0	0
	Sept. 13	Kansas City	5	2	0	0	0	0	0
	Sept. 20	Baltimore	5	3	0	0	0	0	0
	Sept. 27	at Tennessee	5	2	0	0	0	0	1
	Oct. 12	Miami	2	1	0	0	0	0	0
	Oct. 18	at Buffalo	2	2	0	0	0	0	0
	Oct. 25	at Denver	4	1	0	0	0	0	0
	Nov. 1	at Baltimore	4	2	0	0	0	0	0
	Nov. 8	Cincinnati	4	1	0	0	0	0	0
	Nov. 15	Tampa Bay	3	1	0	0	0	0	0
	Nov. 22	at Pittsburgh	6	2	0	0	0	0	0
	Nov. 29	at Cincinnati	5	2	0	0	0	0	0
	Dec. 6	Detroit	3	1	1	0	0	0	0
	Dec. 13	Tennessee	2	0	0	0	0	0	0
	Dec. 20	at Minnesota	3	2	0	0	0	0	0
	Dec. 28	Pittsburgh	IR						
	Season Totals		58	25	1	0	0	0	1
1997	Date	Opp.	Tkls	Solo	Sacks	Int	Yds	FF	FR
	Aug. 31	at Baltimore	0	0	0	0	0	0	0
	Sept. 7	NY Giants	1	0	0	0	0	0	1
	Sept. 22	Pittsburgh	1	0	0	0	0	0	0
	Sept. 28	at Washington	3	2	0	0	0	0	0
	Oct. 5	Cincinnati	4	2	1	0	0	0	0
	Oct. 12	Philadelphia	5	3	0	0	0	0	0
	Oct. 19	at Dallas	1	0	0	0	0	0	0
	Oct. 26	at Pittsburgh	2	2	0	0	0	0	0
	Nov. 2	at Tennessee	1	1	0	0	0	0	0
	Nov. 9	Kansas City	3	0	0	0	0	0	0
	Nov. 16	Tennessee	10	3	0	0	0	0	0
	Nov. 23	at Cincinnati	6	3	0	0	0	0	0
	Nov. 30	Baltimore	7	3	1	0	0	0	0
	Dec. 7	New England	4	0	0	0	0	0	0
	Dec. 14	at Buffalo	6	3	0	0	0	0	0
	Dec. 21	at Oakland	6	3	0.5	0	0	0	0
	Season Totals		60	25	2.5	0	0	0	1
Postseason	Dec. 27	at Denver	4	3	0	0	0	0	0

1962

The '62 road uniform showcased here is one of the cleanest & nicest in Redskins' history. Note the fact that there are small numbers in the middle of the sleeves. Then look closely at the helmet - across the center of the helmet is a multi-colored feather, one of the most unique designs and positioning of a helmet logo ever used.




Draft Picks

22 Carlos Rogers

Cornerback



Height: 6-0
 Weight: 195
 Birthdate: 7/2/81
 Auburn
 Butler High School
 Augusta, GA
 1st Round (9th)



How Acquired: Rogers was selected by the Redskins in the first round (ninth overall) of the 2005 NFL Draft.

College Career:

2004 Season:

- Rogers played up to his potential during his senior season at Auburn earning several team, conference and national honors for his stellar play. He was honored as an All-American first-team selection by the Football Writers Association, All-Southeastern Conference first-team, semi-finalist for the Bednarik Award, finalist for the Bronko Nagurski Award given to the nation's top defensive player and winner of the Jim Thorpe Award given to the nation's top defensive back.
- He started in all 13 games at defensive back and was a key special teams contributor. He recorded 47 tackles (37 solo), two interceptions, half a sack and five tackles-for-loss. In 13 games, Rogers had 65 passes thrown in his direction, eighteen were completed (27%).
- He ranked second with six tackles (five solo) in the Sugar Bowl against Virginia Tech (1/3).
- Rogers was named Walter Camp National Player of the Week and SEC Player of the Week for his eight tackles (five solo), half a sack, one interception and two pass deflections versus Georgia (11/13).
- He returned an interception for a 53-yard touchdown against Louisiana Tech (10/9).
- He combined for five tackles and a pass deflection against LSU (9/18). In addition, the coaches named him Co-Special Teams Player of the Week.

2003 Season:

- Rogers played and started in 12 of 13 games during the season. He missed the Arkansas game (10/11) after sustaining a hand injury against Tennessee (10/4). He finished the year with 29 tackles (17 solo), one interception, one fumble recovery and nine pass deflections. The nine pass deflections led the team.
- He recorded three tackles and a team-high four pass deflections against Wisconsin (12/31) at the Music City Bowl.
- Rogers intercepted a pass against Tennessee (10/4) on the last drive to solidify an Auburn victory. Tigers coaches named him defensive player of the week.



Rogers In Brief:

Rogers was the 9th overall selection in the 2005 NFL Draft. He was the winner of the coveted Jim Thorpe Award which is annually given to the nation's top defensive back. He is a sure tackler who is a strong leader on the field. Rogers is a tremendous athlete who in high school rushed for 1,332 yards and 11 TDs as a senior, ran the 100-meter and 200-meter dashes and averaged 14.2 points per game as a senior and 13.8 points as a junior playing basketball.

2002 Season:

- Rogers finished the season with 48 tackles (34 solo), a team-high nine pass deflections and a career-best four interceptions (tied for team lead). He played in all 13 games with nine starts.
- He recorded four tackles (all solo) and intercepted a pass in the fourth quarter against Georgia (11/16).
- Rogers recorded five tackles and one interception for 13 yards against Ole Miss (11/2).
- He was named Coaches' Defensive Player of the Week after recording two interceptions, two tackles and two pass deflections against Syracuse (9/28).
- He recorded a season-high seven tackles (three solo) during the opener at USC (9/2).

2001 Season:

- Rogers played in all 12 games for the Tigers starting nine. He finished fourth on the team with a career best 58 tackles (46 solo), a team-high 12 pass deflections and one fumble recovery. For his efforts he was named to *The Sporting News* Freshman All-America second team and was named to the Freshman All-SEC team.
- He recorded eight tackles (seven solo) and two pass deflections against LSU (12/1).
- Rogers recorded a key stop on the one-yard line to help preserve Auburn's 24-17 victory over Georgia (11/10). He broke up two passes including one in the end zone on Georgia's second to last possession. In addition, Rogers recovered a fumble that the Tigers converted into a touchdown and he finished with seven tackles (five solo).
- He recorded a career-high 10 tackles (eight solo) and broke up two passes against Mississippi State.



2000:
Rogers attended Hargrave Military Academy

High School/Personal:

- Rogers was a two-way player at Butler High School in Augusta, Ga. He rushed for 1,332 yards, 11 touchdowns and recorded 47 tackles and two interceptions during his senior season.
- He was a three-year starter that was named to *SuperPrep Magazine* All-American, *PrepStar* All-Region, *Atlanta Journal Constitution* "Georgia 75", *Augusta*

Chronicle first team All-Area and All-Metro. In addition, he was selected to the North-South All-Star Game and the Georgia-Florida All-Star Game.

- Rogers played basketball and averaged 14.2 points per game at point guard.
- He also lettered in track running the 100m (10.7) and the 200m (21.0).
- Rogers was a sociology major at Auburn, and is the son of Linda and David Rogers. He has one brother, Antrone.

Rogers College Career Statistics

Year	G	GS	Tkls	Solo	Int	Yds	TDs	Sacks	FF	FR
2001	12	10	58	46	0	0	0	0	0	1
2002	13	9	48	34	4	48	0	0	0	0
2003	12	12	29	17	1	0	0	0	0	1
2004	13	13	47	37	2	53	1	0.5	0	0
Totals	50	44	182	134	7	101	1	0.5	0	2

Redskins Top Draft Picks

First Round


Player	Year/Overall	Drafted By
LaVar Arrington	2000/2	Washington
Chris Samuels	2000/3	Washington
Shawn Springs	1997/3	Seattle
Sean Taylor	2004/5	Washington
Carlos Rogers	2005/9	Washington
Walt Harris	1996/13	Chicago
Cornelius Griffin	1999/16	Tennessee
Santana Moss	2001/16	NYJ
Renaldo Wynn	1997/21	Jacksonville
Jason Campbell	2005/25	Washington
Patrick Ramsey	2002/32	Washington

Second Round

Player	Year/Overall	Drafted By
Jon Jansen	1999/37	Washington
Cory Raymer	1995/37	Washington
Taylor Jacobs	2003/44	Washington
Mike Barrow	1993/47	Tennessee
Clinton Portis	2002/51	Denver
Ladell Betts	2002/56	Washington
Randy Thomas	1999/57	NYJ
Marcus Washington	2000/59	Indianapolis
Lennie Friedman	1999/61	Denver

17 Jason Campbell

Quarterback



Height: 6-4
 Weight: 230
 Birthdate: 12/31/81
 Auburn
 Taylorsville High School
 Taylorsville, MS
 1st Round (25th)



Campbell In Brief:



Campbell was the 25th overall selection in the first round by the Redskins. He led the Auburn Tigers to an undefeated season including a Sugar Bowl victory over Virginia Tech. He is a gifted athlete at the quarterback position who great size and arm strength made him an easy selection for the Redskins. Campbell will wear the jersey number 17 of one of his mentors, former Redskins quarterback and Super Bowl MVP Doug Williams.

How Acquired: Campbell was selected by the Redskins in the first round (25th overall) of the 2005 NFL Draft.

College Career:

2004 Season:

- Campbell led Auburn to an undefeated season (13-0). He was named SEC Offensive Player of the Year. He was selected to the coaches All-SEC First-Team, Associated Press All-SEC First Team, a finalist for the Johnny Unitas Golden Arm Award, finalist for the inaugural Manning Award given to the nations best collegiate quarterback, semifinalist for the Davey O'Brien Award and was named one of the 10 players to watch for the Walter Camp Award.

- He finished the season playing and starting in all 13 games, completing 188-of-270 for a .696 percentage, which ranked fourth nationally. In addition he threw for 20 touchdowns and seven interceptions. The 20 touchdowns tied an Auburn single-season record (Pat Sullivan, 1971).

- Campbell was named MVP of the Sugar Bowl after passing for 189 yards on 11-of-16 passing and one touchdown against Virginia Tech (1/3/05).

- He was named MVP of the SEC Championship game after going 27-of-35 for 374 yards and three touchdowns against Tennessee (12/4). His 27 completions, 35 attempts and 375 yards were all career-highs. His 374 yards passing was the fifth most prolific game in Auburn history.

2003 Season:

- Campbell finished the season 181-of-293 (61.8 percent) for 2,267 yards, 10 touchdowns and seven interceptions.

- He was named Most Valuable Player of the Music City

Bowl after leading the Tigers to a winning drive in the fourth quarter against Wisconsin (12/31).

2002 Season:

- Campbell led Auburn to a 5-1 record in six starts and finished the year 94-of-149 for 1,215 yards, 11 touchdowns and five interceptions.

2001 Season:

- Campbell played in 10 games with eight starts during his redshirt freshman season. He finished second on the team with 1,117 yards passing and four TDs.

High School/Personal:

- Campbell played at Taylorsville High School and was a Parade All-American and Gatorade Player of the Year in Mississippi.

- He finished his senior season with 2,884 yards passing and was 167-of-193, 24 touchdowns and rushed for 500 yards and six touchdowns. As a junior he was 174-of-291 for 2,719 yards and 33 touchdowns.

- Campbell was two-time All-State in football, district MVP. In addition, Campbell was All-State in basketball.

- Campbell graduated with a degree in public administration in August of 2004.

Campbell College Career Statistics


Year	G	GS	Comp	Att	Passing			TDs	Int	Long	Att	Yds	Rushing		
					Pct	Yds	TDs						Yds	Avg	TDs
2001	9	7	82	142	62.7	1117	4	4	72	46	72	1.6	2	44	
2002	13	6	94	149	63.1	1215	11	5	54	72	206	2.9	3	21	
2003	13	13	181	293	61.8	2267	10	8	68	73	-1	0	0	1	
2004	13	13	188	270	69.6	2700	20	7	87	58	30	0.5	3	28	
Totals	46	39	552	854	64.6	7299	45	24	87	249	307	1.2	8	44	

48 Manuel White

H-Back



Height: 6-2
 Weight: 245
 Birthdate: 7/2/82
 UCLA
 Valencia High School
 Canyon Country, CA
 4th Round (120th)



How acquired: White was selected by the Redskins in the fourth round (120th overall) of the 2005 NFL Draft.

College Career:

2004 Season:

- White led the Bruins in carries with 164 and was second in yards with 797 (4.7 average) and eight touchdowns. He was also a threat in the passing game with 20 receptions for 115 yards and one touchdown.
- White earned Honorable mention All-Pacific 10 (coaches), was the winner of UCLA's N.N. Sugarman Award for Best Leadership and winner of UCLA's Paul I. Wellman Memorial Award for All-Around Excellence.

2003 Season:

- White started all eight games he played. He finished with 96 carries for 405 yards (3.9 average), three touchdowns and a long of 56. He also recorded 10 receptions for 101 yards with a long of 26.
- He was the recipient of UCLA's N.N. Sugarman Award for Best Leadership.

2002 Season:

- White played in nine games including four starts during his sophomore campaign. He finished second on the team in rushing with 381 yards on 85 carries and five touchdowns. He also ranked fourth on the team in receiving with 17 catches for 238 yards and two touchdowns.
- He helped the Bruins to a victory with two fourth quarter scores on 16-yard runs against Colorado State.
- White rushed for 67 yards on 17 carries and made two receptions for 40 yards at Oklahoma State.
- He gained 76 yards on 14 carries including a then career-high 30-yard run against San Diego State.
- White earned the George Dickerson Award for



White In Brief:

White was the 120th overall selection in the fourth round by the Redskins. He is a gifted athlete who played fullback and halfback in college and will be converted to H-back for the Redskins. He was a key contributor for the Bruins, leading the team in carries with 164 and tying for the lead in touchdowns with eight. White had a prolific high school career finishing fourth in California state history and was the top career rusher in the region's history rushing for 6,746 yards and scoring 84 touchdowns.

Outstanding Offensive Player against the University of Southern California for his two touchdowns and 45 yards on seven carries.

2001 Season:

- White saw action in all 11 games as a redshirt freshman. He ranked third on the Bruins in rushing with 290 yards on 63 attempts and three touchdowns.

High School/Personal:

- White was honored as an *USA TODAY* All-America honorable mention, *Long Beach Press-Telegram's* Best in the West second team, *L.A. Daily News Valley* Offensive Player of the Year and *L.A. Times Valley* Offensive co-Player of the Year.
- During his career at Valencia High School he rushed for 6,746 yards which was fourth best in California State history, averaged 7.8 yards per carry and scored 84 touchdowns earning four letters.
- White also played basketball for three years and track for four.
- He graduated in 2004 from UCLA where he studied sociology.

White College Career Statistics

Year	G	GS	Att	Passing			Long	Rec	Rushing			TDs	Long
				Yds	Avg	TD			Yds	Avg	TDs		
2001	11	0	63	290	4.6	3	27	5	64	12.8	0	41	
2002	9	5	85	381	4.5	5	30	17	238	14	2	55	
2003	8	8	96	379	3.9	3	56	10	101	10.1	0	26	
2004	12	9	164	764	4.7	8	60	20	115	5.8	1	18	
Totals	40	22	408	1814	4.43	19	60	52	518	10.68	3	140	

59 Robert McCune

Linebacker



Height: 6-0
 Weight: 240
 Birthdate: 3/9/79
 Louisville
 LeFlore High School
 Mobile, AL
 5th Round (154th)



How Acquired: McCune was drafted by the Redskins in the fifth round (154th overall) of the 2005 NFL Draft.

College Career:

2004 Season:

- McCune was honored as an All-Conference USA first-team selection after leading Louisville in tackles for the second straight year with 115 tackles (57 solo), two sacks and one interception.
- He tallied 12 tackles (10 solo) against Army. It was the first of six 10 or more tackle games for McCune.
- McCune garnered a season-high 14 tackles (two solo) against Miami.
- He recorded 10 tackles (five solo) and returned an interception for seven yards against South Florida.
- McCune ended his collegiate career with 10 tackles (one solo) against Boise State in the Liberty Bowl.

2003 Season:

- McCune started all 13 games at middle linebacker and led the Cardinals in tackles with a career-high 143 (83 solo), four sacks, one interception and five tackles for a loss. For his efforts he was named to the All-Conference USA third-team.
- He opened his junior campaign with 12 tackles (seven solo) against Kentucky.
- He recorded career-highs in consecutive games. Against Temple, he compiled 17 tackles (13 solo), one sack for one-yard. Against South Florida he tallied an amazing 19 tackles (10 solo) and one sack for four yards.
- McCune concluded the season with five tackles and one sack against Miami (Ohio) at the GMAC Bowl.

2002 Season:

- McCune played in all 13 games, starting the final two of the season. He finished with 48 tackles (20 solo).



McCune In Brief:

With their fifth round pick, the Redskins chose Louisville linebacker Robert McCune with the 154th overall selection in the 2005 NFL Draft. McCune has an incredible combination of size, speed and strength and is expected to add depth to a strong linebacker unit. After serving three years in the Army National Guard, McCune went on to play in 51 games (27 starts) for the Cardinals and during his four-years recorded 320 tackles (169 solo), six sacks and two interceptions.

- He replaced injured starter Rod Day and responded with nine tackles (six solo) against Alabama-Birmingham.
- He recorded 14 tackles (four solo) 1.5 stops for minus four yards in his first career start against Houston.

2001 Season:

- McCune was honored as the Special Teams Player of the Year for the Cardinals because of his outstanding work on punt and kick return units. He logged 14 tackles (nine solo) while playing in all 13 games.

High School/Personal:

- McCune attended John L. LeFlore High School in Mobile, Alabama where he lettered in football and track.
- He finished third in the state of Alabama in the 100-meter dash and second in the 4x100-meter relay.
- McCune, who's nicknamed "The Hammer" won back-to-back power lifting titles at LeFlore during his senior and junior years.
- He went to the Army following high school and spent three-years with the National Guard. McCune spent time in Kuwait and Korea.
- McCune is a resident of Mobile, Alabama and graduated from Louisville with a degree in education.

McCune College Career Statistics


Year	G	GS	Tkls	Solo	Int	Yds	TDs	Sacks	FF	FR
2001	13	0	14	9	0	0	0	0	0	0
2002	13	2	48	20	0	0	0	0	0	0
2003	13	13	148	83	1	0	0	4	0	0
2004	12	12	115	57	1	7	0	2	0	0
Totals	51	27	320	169	2	7	0	6	0	0

99 Jared Newberry

Linebacker



Height: 6-1
 Weight: 238
 Birthdate: 11/11/81
 Sanford
 DeLaSalle High School
 Minneapolis, MN
 6th Round (183rd)



How Acquired: Drafted by the Redskins in the sixth round (183rd overall) of the 2005 NFL Draft.

College Career:

2004 Season:

- Newberry started all 11 games at strong-side linebacker. He finished his senior season with 45 tackles (32 solo), half a sack, one fumble recovery and one interception. He was second on the team in tackles for losses (nine).
- He was named the AI Masters Award winner for the "player exemplifying aggressiveness, exceptional performance and unheralded leadership."
- Newberry finished with six tackles (five solo) and two deflected passes against Washington.

2003 Season:

- Newberry had his most productive season of his collegiate career starting all 11 games and compiling 67 tackles (40 solo), three sacks (for 21 yards), forced three fumbles, recovered one fumble, recorded one interception for 14 yards and deflected seven passes. Of his 67 tackles, 9.5 were for a loss.
- Newberry earned honorable mention All-PAC 10 Conference and was named the winner of the Russell-Huston Award.

2002 Season:

- Newberry played in all 11 games for the Cardinals starting the final three games of the season. He tallied 45 tackles (29 solo), one fumble recovery, one interception and three sacks.
- He compiled 24 tackles, one sack and 2.5 tackles for a loss during the final three games of the season that he started.



Newberry In Brief:

Linebacker Jared Newberry from Stanford was selected by the Redskins with the ninth selection (183rd overall) in the sixth round of the 2005 NFL Draft. Newberry is touted as a highly intelligent football player, being described by Coach Gibbs as "very smart and real sharp, who could fit in and compete for the middle linebacker position." He finished his collegiate career with 159 tackles (103 solo) and 6.5 sacks. He also caused and recovered three fumbles, intercepted three passes and had 14 pass deflections for the Cardinals.

2001 Season:

- Newberry played in 10 games during his redshirt freshman season.
- He converted from fullback to linebacker after two rushes for 19 yards and one touchdown.

High School/Personal:

- Newberry attended DeLaSalle High School in Minneapolis, Minnesota. He was named to the Midwest Elite Team by *Gridiron Magazine* following his junior and senior seasons. He was selected to the second-team All-State and All-Metro as a senior and was three-time All-Conference.
- Newberry started both offense and defense and was named team captain while leading his team to the state championship as a senior.
- He recorded 100 tackles, five sacks, three fumble recoveries and two interceptions. He played every position on offense, except quarterback. At fullback, he gained 563 yards on 85 carries and 10 touchdowns.
- Newberry also played basketball, leading DeLaSalle to the state championship as a junior and a third place finish as a senior.

Newberry College Career Statistics

Year	G	GS	Tkls	Solo	Int	Yds	TDs	Sacks	FF	FR
2001	10	0	2	2	0	0	0	0	0	0
2002	11	3	45	29	1	5	0	3	0	1
2003	11	11	67	40	1	14	0	3	3	1
2004	11	11	45	32	1	9	0	0.5	0	1
Totals	43	25	159	103	3	28	0	6.5	3	3

36 Nehemiah Broughton

Running Back



Height: 5-11
 Weight: 255
 Birthdate: 11/4/82
 The Citadel
 North Charleston H.S.
 North Charleston, SC
 7th Round (222rd)



How Acquired: Drafted by the Redskins in the seventh round (222nd overall) of the 2005 NFL Draft.

2004 Season:

- Broughton started all 10 games for the Bulldogs leading the team in rushing for the third consecutive season while compiling 788 yards on 179 carries (4.4 avg.), five touchdowns and a long of 92 yards. In addition, he recorded eight receptions for 35 yards.
- He was an All-American first-team choice (as a fullback) by the *NFL Draft Report* and an All-Southern Conference first-team (as a tailback) pick.
- Broughton rushed for a career-high 181 yards on 27 carries and two touchdowns, including a 92-yard run. The 92-yard scamper was the longest run by a Citadel back since Travis Jervey had a 96-yard run against Virginia Military Institute in 1994.

2003 Season:

- Broughton started all 10 games at tailback and led the team with 778 yards rushing on 165 carries (4.7 avg.) and eight touchdowns. In addition, he finished third on the team in receptions with 21 for 239 yards (11.4 avg.) and two touchdowns.
- He combined for 1,017 all-purpose yards and did not fumble during the 2003 season.
- Broughton had his most productive game of the season against Elon, producing 147 yards on 14 rushes, three touchdowns and four receptions for 51 yards. He finished the game with 198 total yards.

2002 Season:

- Broughton played in all 12 games with seven starts. He led The Citadel in rushing yards with a 1,038 on 224 carries (4.6), 11 touchdowns and recorded 18 receptions for 181 yards and one touchdown. In



Broughton In Brief:

With their final selection in the 2005 NFL Draft, the Redskins selected running back Nehemiah Broughton of The Citadel with the 222nd overall pick in the seventh round. Broughton is touted as a strong inside runner who possesses a strong combination of size and speed and is expected to be a strong contributor to the Redskins' special teams unit. During his collegiate career he recorded 581 carries for 2,638 yards and 25 touchdowns while appearing in 40 games with 29 starts. Nicknamed "Nemo."

addition he gained 32 yards on two kickoff returns.

- He collected a season high 175 yards rushing yards on 33 carries and 52 yards on five catches.

2001 Season:

- Broughton played in eight games and was used mostly in a blocking capacity. He recorded 13 carries for 34 yards and one touchdown.

High School/Personal:

- Broughton attended North Charleston High School in North Charleston, South Carolina. He was All-State and All-Low Country selection as a senior. Broughton rushed for 1,670 yards and 23 touchdowns during his senior season and played in the North-South All-Star game. At The Citadel, Broughton studied sports management.

Broughton College Career Statistics

Year	G	GS	Att	Yds	Avg	TDs	Long	Rec	Yds	Avg	TDs	Long
2001	8	2	13	34	2.6	1	9	0	0	0	0	0
2002	12	7	224	1038	4.6	11	45	18	181	10.1	1	29
2003	10	10	165	778	4.7	8	63	21	239	11.4	2	35
2004	10	10	179	788	4.4	5	92	8	35	4.4	0	9
Totals	40	29	581	2638	4.5	25	92	47	455	9.7	3	35

1966

It's interesting to note that this 1966 home jersey has gone back to a 'stripe-less' look, and as is the way for most NFL teams in the 60's, the sleeves have been shortened. Note also the unusual helmet logo - a spear.



Free Agents And Rookies

Players with NFL Experience

43 Billy Baber H-Back/Tight End



Height: 6-4
Weight: 260
Birthdate: 1/17/79
Virginia
3rd NFL Season

Baber signed with the Redskins as a free agent in May 2005...Joins the Redskins after spending the 2004 season with Kansas City, San Diego and Tampa Bay...Began the year with Kansas City and was placed on injured reserve Aug. 31...Was then waived on Nov. 2 and later signed by San Diego on Nov. 11...Spent two games with the Chargers being named inactive at Oakland (11/21) and at Kansas City (11/28)...Waived by San Diego Nov. 30 and signed by the Buccaneers Dec. 14...Was inactive for two games, against New Orleans (12/19) and Carolina (12/26)...Played in the Bucs season finale at Arizona (1/2) catching one pass for seven yards...Played the 2003 season with Kansas City appearing in all 16 games on special teams as well as taking snaps on offense in six games...Also appeared in the AFC Divisional Playoff Game vs. Indianapolis (1/11)...Finished the season with one catch for 20 yards...During the 2002 season he saw action in 12 games, starting two and inactive for three...Played mainly on special teams, seeing some action on offense finishing with two catches for 10 yards and one touchdown...Played in one game and was inactive for four during his 2001 rookie season...Spent the first 12 weeks of the season on the practice squad...Appeared in 44 games while at the University of Virginia, starting 28...Finished his career with 54 receptions for 544 yards and five touchdowns...Those 54 receptions ranks seventh on the school's all-time career chart for tight ends...Was named All-ACC honorable mention three times while at Virginia...Also played baseball for the Cavaliers appearing in nine games during the 1999 season...Attended Western Albermarle High School in Virginia...A four year starter at tight end...Caught 54 passes for 1,200 yards and 21 touchdowns...Also played defense recording 64 tackles with eight sacks his senior season...Served as the team's punter...Was named as an AA All-Virginia, All-Region, All-Jefferson District and All-Valley District selection...Lettered in basketball and was the team captain...Was also an All-District and All-Region choice in baseball...Married, wife Sara, with one child, nine month old daughter Presley Kristen.

15 Nathan Black Wide Receiver



Height: 6-0
Weight: 193
Birthdate: 6/20/78
Northwestern State
2nd NFL Season

Black signed with the Redskins in January 2005 as a free agent...Was allocated to the Rhein Fire of NFL Europe in the spring... Was on injured reserve for the first three games of the season...Finished the season with the Fire appearing in six games, starting one...Finished the NFL Europe season with four catches for 51 yards and one touchdown...Also spent time on special teams returning three kickoffs for 67 yards...Spent the 2004 training camp with the New Orleans Saints, but was released prior to the start of the regular season... Was signed to the Saints practice squad on Sept. 6 and released again by the Saints on Nov. 30...Spent the 2003 season on the Carolina Panthers' injured reserve list with a broken hand...Appeared in five games with Carolina during the 2002 season, serving as a kickoff return specialist finishing with three returns for 44 yards, a 14.7-yard average... Ranks third all time at Northwestern State with 90 receptions for 1,731 yards...Set a school record as a senior with 222 yards on 13 catches in a Division I-AA playoff contest vs. Montana... Attended East Ascension High School in Baton Rouge, La... He is a native of Monroe, La.

73 Ryan Boschetti Defensive Tackle



Height: 6-4
Weight: 295
Birthdate: 10/7/81
UCLA
2nd NFL Season

Boschetti first came to Washington as an undrafted free agent in April 2004 and was signed to the practice squad on Sept. 17...Appeared in his first NFL game at Pittsburgh (9/29), recording four tackles (two solo)...First career start came at home against Philadelphia (12/12)...Finished the season playing in three games, starting one, and recording five tackles (two solo)... At UCLA, he played in all 13 games as a senior...Finished the season eighth in tackles for the Bruins with 43 (32 solo), while also recording 2.5 sacks, eight tackles for loss, and a blocked kick...Recorded 23 tackles as a junior to rank fourth among Bruin defensive linemen...Made first career start against Oregon and was credited with four tackles, including one sack and a second for a loss...Played two seasons, 2000 and 2001, of junior college football at College of San Mateo...Credited with 24 quarterback sacks during two seasons at San Mateo...Two-time all-league and all-state selection...A native of Belmont, CA, and attended Carlmont High School...Lettered three years in football and was named first-team all-league, all-county and all-state as a defensive lineman...Recorded 21 career quarterback sacks...Served as team captain in three sports (football, baseball, and basketball)...Also earned two track letters...Named school Athlete of the Year for football, basketball and baseball as a senior in 1999...Biggest thrill in sports to date came in 2002 when he helped lead College of San Mateo to the division championship while earning All-America honors...Credits his football achievements to his parents, Suzanne and Steve, as well as the support he received from brothers Nicholas and Stephen and his longtime girlfriend Somer...Hobbies include video games, lifting weights and relaxing with his boys...Majored in Political Science at UCLA.

37 Rufus Brown Cornerback



Height: 5-9
Weight: 190
Birthdate: 7/18/80
Florida State
1st NFL Season

Brown joined the Redskins as an undrafted free agent in April 2004...Signed to the practice squad on Sept. 5, where he spent 16 weeks...Was signed to the active roster for the season finale against Minnesota (1/2) and played mainly on special teams...Allocated to NFL Europe's Hamburg Sea Devils after the 2004 season...Appeared in 10 games while with the Sea Devils, starting all of them, and finished with 17 tackles, one interception and a team-high 15 passes defended...Finished with 17 tackles (14 solo) in 11 games as a senior at Florida State...Added one interception, one tackle for loss, five passes defended and one fumble recovery...As a junior was the only Seminole defensive back to start all 14 games... Tied for second on the squad with two interceptions...Was third on the team in pass break-ups with eight...Ranked in the top 10 in the ACC in three categories: seventh in passes defended, eighth in interceptions in conference games and tied for ninth in passes defended in ACC contests...Started seven of the final eight regular season games during his sophomore campaign and was a starter in the Gator Bowl at right cornerback after beginning the season as a back-up...ranked 15th on the team in tackles with 29 stops...Recorded 24 solo tackles which were the ninth best among all Seminole defenders...Also had three solo tackles against Wake Forest, Miami, and at Clemson...First career fumble recovery came against Maryland...Earned playing time in all 13 games as a freshman including the national championship game against Oklahoma in the Orange Bowl as a back-up at the right cornerback position...Also had extensive playing time on special teams...Recorded a season-high three tackles and earned his first career interception against Duke...Returned the interception 28-yards in the victory over the Blue Devils...Redshirted as a true freshman...Won academic award as top performing freshman in the classroom...A native of El Paso, TX and attended John Austin High School where he received a number of accolades including being rated the number six prep athlete in the nation by PrepStar and the second best athlete in the Big 12 region...Ranked as the nation's 71st best prep player according to the *National Recruiting Advisor*...Lists his parents as his role models growing up...Majored in Management Information Systems.

90 Nic Clemons

Defensive Line



Height: 6-6
Weight: 278
Birthdate: 2/3/80
Georgia
1st NFL Season

Clemons signed with the Redskins as a rookie free agent after the 2003 NFL Draft...Spent the 2003 and 2004 seasons on the Redskins practice squad...His senior season at Georgia was cut short after two games due to an injury (turf toe)...First attended Georgia in 2001...Played a backup role at defensive end and participated in five contests...Suffered a hip injury mid-year that ended his season...Attended junior college at Georgia Military College where he earned Honorable Mention Junior College All-America in 1999...Recorded 58.5 tackles, 7.5 sacks, eight pressures, three fumbles recoveries and three pass deflections as a sophomore...A native of Griffin, GA and attended Griffin High School...Did not play high school football but was a key player on the basketball team that reached the class AAA final four...As a forward he averaged 5.0 points and 4.0 rebounds per game...Brother Chis Clemons is a teammate on the Redskins...Son of Mattie Clemons...Has a daughter, NyKeria...Enjoys fishing, working out and swimming in his spare time...Majored in child and family development at Georgia.

30 Dahrran Dierdick

Running Back



Height: 6-0
Weight: 225
Birthdate: 1/11/79
Nebraska
1st NFL Season

Signed with the Redskins in October 2004 and was on the team's practice squad most of the season before being activated for the season finale against Minnesota (1/2)...Saw limited action on special teams...Was allocated to the Rhein Fire of NFL Europe following the NFL regular season...Appeared in three games before suffering a knee injury that ended his NFL Europe season...In total he carried the ball 26 times for 101 yards...Was released by the Green Bay Packers at the end of their 2004 training camp prior to joining the Redskins...Signed with the Packers as a free agent after two stints on the Packers' practice squad in 2003...Originally signed with San Diego as an undrafted rookie free agent on May 2 and was placed on waivers on Aug. 31...Signed with Green Bay's practice squad on Sept. 24 and was released on Oct. 20...Re-signed to the practice squad on Nov. 13 where he spent the balance of the 2003 season... Ended career at Nebraska with 2,745 yards, eighth best in Cornhusker history, on 502 carries and 26 touchdowns...Ran for 1,299 yards as a senior with six TDs...Named third-team All-Big 12 Conference following his senior season...Helped lead Nebraska to 2001 National Championship Game...First Canadian to be a scholarship recruit to Nebraska...Holds a B.S. in criminal justice...Attended prep school at Cedarbrae Collegiate Institute in Scarborough, Ontario...Set an Ontario province record in rushing with 1,866 yards in only nine games as a senior...Most impressive outing came when he ran for 311 yards on 11 carries...Earned letters in track, wrestling and rugby in high school...Nicknamed "Juggernaut"...Has a daughter, Dominique...Was born in St. Annes, Jamaica.

13 Jamin Elliott

Wide Receiver



Height: 5-11
Weight: 195
Birthdate: 10/5/79
Delaware
3rd NFL Season

Elliott signed with the Redskins as a free agent in June 2005...Spent the 2004 off-season with Chicago before being released prior to the regular season...After spending the 2004 regular season out of football he was re-signed by the Bears in January 2005 and allocated to the Cologne Centurions of NFL Europe...While with the Centurions he had 24 receptions for 342 yards and one touchdown...Started the 2003 season with Chicago before being released following training camp and signing with the New England Patriots practice squad... Spent the majority of the season on the practice squad appearing in only one game vs. Dallas (11/16) on special teams...Spent the majority of his 2002 rookie season on the Bears active roster only appearing in two games...Made his NFL debut at Carolina (12/22) playing mainly on special teams...Finished four-year career (1998-2001) career ranked third all-time in school history in receptions (158), receiving (3,068), and touchdowns (19)...Ranked eighth all-time averaging 19.4 yards per catch while starting 32 of 47 career games played...As a senior he earned second-team all-Atlantic 10 honors and was the Blue Hen Touchdown Club's Outstanding Senior End while leading the team with 30 catches for 514 yards and three touchdowns...Was first-team all-Atlantic 10 as a junior after catching 58 passes for a career-high 1,337 yards and eight touchdowns...Started every game during his sophomore campaign hauling in 47 catches for 850 yards and four touchdowns...Began his career at Delaware with 23 receptions for 367 yards and four touchdowns...Also competed for the track & field team while at Delaware, leading the team to the America East titles in 1999 (indoors) and 2000 (outdoors)...Holds the indoor triple jump record (48-11) and won the conference outdoor triple jump title in 2000...Graduated from Delaware with a double-major in business administration and marketing...Attended Churchland High School in Virginia...Played both wide receiver and cornerback as a senior...Won the state triple jump title after finishing third as a sophomore and junior.

16 Jimmy Farris

Wide Receiver



Height: 6-0
Weight: 200
Birthdate: 4/13/78
Montana
3rd NFL Season

Joined the Redskins as a free agent signing in May 2005...Appeared in 14 games and was inactive for two with Atlanta during the 2004 season, playing mainly on special teams...Was also inactive for both playoff games against St. Louis and Philadelphia...Played in all 16 games with Atlanta during the 2003 season as both a wide receiver and on special teams...First career catch, a 42-yarder, came vs. Washington (9/14) and was also the first touchdown reception of his career...Finished the season with six catches for 100 yards and two touchdowns...Began the 2002 season in the New England training camp...Was released by the Patriots during the pre-season on Aug. 27...Signed with Atlanta's practice squad on Nov. 27 where he spent the rest of the regular season...Signed to the active roster on Jan. 7 prior to the playoff game at Philadelphia where he was inactive...Began his NFL career with San Francisco after he was signed as an undrafted free agent by the 49ers in April 2001...Spent the season on the 49ers practice squad...Was waived by San Francisco and signed to New England's active roster for the postseason...Inactive for all three playoff games, including the Super Bowl...Named to the Associated Press' Division I-AA All America Team as a senior at Montana...Was a part of a team that advanced to the NCAA Championship game in 2000...Finished his career with 21 touchdowns and ranks eighth on Montana's all-time list with 2,233 career receiving yards...Attended Lewiston High School in Idaho...Played football, basketball and ran track...Was team MVP in basketball as a senior...His football team won the Idaho state title in his sophomore year...Finished his senior season with 78 receptions for 1,510 yards and 18 touchdowns.

39 Brock Forsey

Running Back



Height: 5-11
 Weight: 208
 Birthdate: 2/11/80
 Boise State
 2nd NFL Season

Signed as a free agent in May 2005 with the Redskins...Spent the 2004 off season and training camp with the Chicago Bears...Waived at the end of the preseason...Missed the first three weeks of the regular season before being signed by the Miami Dolphins Sept. 29...Was waived by the Dolphins Dec. 4 missing one game before being re-signed on Dec. 7...In total he played in a reserve role six times, did not play four times, and was inactive twice...Finished the season with 19 carries for 53 yards...Was drafted by the Chicago Bears in the sixth round (206th overall) of the 2003 NFL Draft...Spent the 2003 season playing in nine games mainly on special teams, starting two at running back...Finished the season with 50 carries for 191 yards and two touchdowns...Walked on at Boise State in 1998...Finished his career as the second leading rusher in school history with 4,045 yards on a school record 813 carries...Tied NCAA records for most games scoring a touchdown in a season (12) and career (35)...Third player in college history to score more than 400 career points (408)...Started 35 of 49 career games, rushed for a school record 50 touchdowns, caught 101 passes for 1,175 yards and 18 touchdowns, and returned 63 kickoffs for 1,450 yards...Three time All-WAC selection...Also set school records with 6,670 career all purpose yards and 63 kickoff returns...Led the nation in scoring as a senior and named WAC Offensive Player of the Year, recording the second-highest single season totals for points (192) and touchdowns (32) in NCAA history, trailing only Barry Sanders (234 and 39 in 1988)...Attended Centennial High School in Idaho...Earned first team All-State honors as a junior and senior...Rushed for 1,600 yards and 18 touchdowns as a senior, helping lead Centennial to the state championship...Also lettered in baseball.

2 Andy Groom

Punter



Height: 6-0
 Weight: 196
 Birthdate: 9/10/79
 Ohio State
 1st NFL Season

Came to Washington as a free agent in April 2005...Spent the 2004 season out of football after being waived by San Francisco at the end of the preseason...Was with Tampa Bay for training camp and was waived at the end of the preseason in 2003...Was out of football for the 2003 NFL regular season...Had a terrific senior season in 2002 at Ohio State...Was named first team All-America by *Football Writers* and the *Associated Press*...Was also a first team All-Big Ten...Led the Big Ten and was fourth nationally in punting with an average of 45.0 yards per punt on 60 attempts...After his junior season he was named by the Ohio State coaching staff as Special Teams Player of the Year...Earned second-team All-Big Ten honors...Began the season as the back up punter, but took over as the regular in week three...Named to the Big Ten's All-Academic Team...Earned his first varsity letter in 2000 appearing in 12 games as the regular holder...In 1999 he only appeared in two games against UCLA and Iowa...Walked on in the fall of 1998 and made the team as a kicker and holder...Earned All-State honors while attending Bishop Hartley High School in Columbus, Ohio playing quarterback, cornerback and handling all the kicking...Son of Joe and Carol Groom...Hobbies include fishing, hunting and golfing...Favorite football memory is his first start, against UCLA in 2001.

30 Eric Joyce Defensive Back



Height: 5-10
Weight: 193
Birthdate: 1/21/78
Tennessee State
2rd NFL Season

Joyce signed with the Redskins as free agent in June 2005 after spending time with Atlanta in the 2005 off-season...Spent the 2004 off-season with the Arizona Cardinals before being released prior to the regular season...Was signed by the Miami Dolphins Sept. 7 and spent a week on the practice squad before being released on Sept. 14...Was out of football for the remainder of the 2004 season...Attended the Chicago Bears training camp in 2003 before being released on Aug. 27 and spending the 2003 NFL regular season out of football...Originally entered the NFL as an undrafted free agent with the Arizona Cardinals...Was released during the pre-season...Signed to the Bears practice squad Nov. 12...Was released on Dec. 3 and re-signed on Dec. 10...Appeared in his first NFL game as a reserve defensive back and special teamer on December 15 against the N.Y. Jets...While at Tennessee State he started in 35 out of 38 games that he played in...Finished his career with 108 tackles, four interceptions and 30 pass deflections...Helped Tennessee State win back to back Ohio Valley Conference titles as a sophomore and junior...Was the team captain and all-conference as a senior...Attended Whites Creek High School in Tennessee...As a senior he finished with 88 tackles on defense and 890 yards and nine touchdowns at running back...Also excelled at track & field and was selected to the all-region team in basketball.

91 Cedric Killings Defensive Tackle



Height: 6-2
Weight: 290
Birthdate: 12/14/77
Carson-Newman
3rd NFL Season

Signed as an unrestricted free agent in March 2005...Spent most of the 2004 season out of football before being signed by Washington Dec. 8...Inactive for the final four games of the season...Prior to joining the Redskins training camp in 2004 he played for the Rhein Fire of NFL Europe...Recorded 32 tackles and three sacks for the Fire...Was with the Minnesota Vikings in 2003, but did not see any action being named inactive for 14 games...Spent the 2002 season with the Vikings although he did not see any game time being named inactive for eight games...Played in four games for Carolina in 2001, posting a pair of tackles...Was with Cleveland prior to joining Carolina, where he saw no action being named inactive for two games...Began his NFL career in 2000 as an undrafted free agent with San Francisco...Appeared in 14 games with one start recording 18 tackles (12 solo) and three sacks for the 49ers...Attended Carson-Newman College where he earned All-America honors four times, starting all 54 games...Was named first team All-SAC and All-South region as a senior...Was an All-Dade and All-State performer as a senior at Miami Central High School...Also earned All-Dade and All-State honors in the discus and shot put.

62 Tyler Lenda

Offensive Line



Height: 6-3
Weight: 289
Birthdate: 9/4/79
Penn State
1st NFL Season

Signed with the Redskins as a free agent in June 2005...Spent the spring with the Amsterdam Admirals of NFL Europe prior to joining the Redskins...Spent the 2004 off season with the Denver Broncos but was released just prior to the regular season...Was out of football for the 2004 season...Originally entered the NFL as an undrafted free agent in April 2003 with the Broncos...Was released at the end of the preseason and was out of football for the 2003 NFL season...Began his career at Penn State as a defensive end before moving to tight end and finally settling in on the offensive line in 2000...He moved into the starting line up as a junior registering 45 knockdown blocks and helping the offense average 345.8 yards per game...As a senior he started 11 games at right guard, collecting 53 knockdown blocks as he helped the team average 423.7 yards per game...Attended Cedar Cliff High School in Pennsylvania...A rare four-sport star earning a school record 13 letters...A three-year starter in football he earned *Super Prep* and *Prep Star* All-America honors...Was a first team All-Conference and All-District selection and helped lead his team to the District III title during his senior season...Was a state champion in the discus in 1998, a four year All-Conference pick in swimming and a district medalist in wrestling...Born in Harrisburg, Pa. and resides in Camp Hill, Pa...The son of Barbara and Ed Lenda, he followed in the footsteps of his father, who played for the Nittany Lions from 1963-66.

6 Bryson Spinner

Quarterback



Height: 6-3
Weight: 235
Birthdate: 11/7/80
Richmond
1st NFL Season

Spinner was signed by Washington as a free agent in May 2005...In 2004 he went to Jacksonville's training camp and was released on Aug. 2...Signed by Seattle Aug. 12 and spent most of the preseason with them before being released on Aug. 31...Spent the 2004 NFL regular season out of football...In 2003, started eight games at Richmond passing for 1,712 yards on 135 of 250 pass attempts...Threw 10 touchdowns and rushed for 332 yards and two scores...Transferred to Richmond in 2002 after two seasons at the University of Virginia...Played in 11 games in 2001, passing for 1,334 yards and 14 touchdowns and rushing for 172 yards and one score...Appeared in six games during the 2000 season at Virginia, starting three...Passed for 436 yards and one touchdown, while rushing for 93 yards...Majored in religious studies...Attended Episcopal High in Alexandria, Va., throwing for 1,388 yards and 16 touchdowns as a senior...Also rushed for 888 yards and 12 touchdowns...Lives in Lorton, Va. ...Full name: Bryson Allinson Spinner.

47 Joe Tuipala

Linebacker



Height: 6-0
Weight: 237
Birthdate: 9/13/76
San Diego State
3rd NFL Season

Signed by the Redskins as a free agent in January 2005...Allocated to the Cologne Centurions of NFL Europe...While with the Centurions he played in and started all 10 games...Finished second on the team with 44 tackles, three passes defended and one forced fumble...Was out of football for the 2004 NFL season...Spent the 2003 season with Jacksonville although he was placed on injured reserve after suffering a shoulder injury in a preseason game against Tampa Bay...A key member of Jacksonville's special

teams unit in 2002...Played in 15 games, leading the team with 22 special teams tackles...Saw action in two games making five tackles (one solo)...Made at least one special teams tackle in 13 of the 15 games he played in...Was inactive for the Baltimore game due to an injury...In 2001 he earned the back up middle linebacker position during training camp with the Jaguars...Excelled on special teams making 20 special teams tackles, despite missing four games...Made 12 tackles (seven solo) in limited time on defense...Only saw action on defense in four of the 12 games he played in...Spent the spring with the NFL's Las Vegas Outlaws prior to joining the Jaguars...Was named to the All-XFL Team...Spent the 2000 training camp with New Orleans but was waived on Aug. 27...Spent the spring of 2001 with the Barcelona Dragons of NFL Europe and was third on the team with 48 tackles...Came into the league in 1999 as an undrafted free agent with the Detroit Lions...Waived on Aug. 31 and signed to the New Orleans Saints' practice squad Dec. 15 and activated to the 53-man roster on Dec. 23 but was inactive for the season's final two games.

74 Josh Warner Offensive Line



Height: 6-5
Weight: 318
Birthdate: 5/15/79
SUNY-Brockport
2nd NFL Season

Signed by the Redskins as a free agent in January 2005...Spent the 2004 regular season out of football after being waived by Chicago Sept. 9...Appeared in 10 games, inactive for six, with the Bears in 2003 as a reserve guard, eligible tackle on goal line situations, and on the return units...Made NFL debut at San Francisco (9/7)...Waived by the Bears at the end of training camp in 2002...Signed to the Bears practice squad on Nov. 11 before being signed to the active roster on Dec. 17...Inactive for the final two games of the season...Sat out the entire 2001 season after being waived by the New York Giants following training camp...First player in SUNY-Brockport history to earn American Football Coaches Association All-America honors, doing so following his senior season...Became a starter on the offensive line at the end of his freshman season and maintained that role throughout his career...Did not allow a sack in his final three collegiate seasons while paving the way for an offense that averaged 177 rushing yards per game...Attended Cato-Meridian High School in New York...Has a wife, Kristine.

38 Garnell Wilds Defensive Back



Height: 5-11
Weight: 189
Birthdate: 6/8/81
Virginia Tech
1st NFL Season

Wilds entered the NFL in April 2004 as an undrafted free agent with the Redskins...Made NFL debut on Dec. 18 at San Francisco after being signed to the active roster on Dec. 4...Spent the first 12 weeks of the season on the practice squad...Finished the year playing in two games and recording five tackles (four solo)...Started the first six games of his senior season at Virginia Tech in 2003 and totaled 31 tackles (18 solo)...As a junior in 2002, played in all 14 games, starting four...Led the Big East Conference in interceptions with five...Recorded 27 solo tackles and 17 assists on the season...Also had six passes broken up and a fumble recovery...Tied Big East and school record with three interceptions...Played all 11 regular-season games, starting one in 2001...Had 27 tackles on the year with 16 of them solo stops...Also had four pass break ups and two interceptions...Caught a 33-yard pass from punter Vinnie Burns on a fake punt against University of Central Florida...Made first career start against Temple and responded with two interceptions...Saw action as a freshman before having season ending surgery to repair a torn ACL in his left knee...Intercepted a pass in the Hokies' win at East Carolina...Posted four tackles in five games...Redshirted for the 1999 season...A native of Tampa, FL and attended Hillsborough High School...Rated the No. 12 prospect in Florida and No. 48 nationally by The Tampa Tribune...A postseason All-America selection by PrepStar...Helped the team to a 28-8 record during his varsity career...Was in on 69 tackles as a senior and intercepted four passes...Helped team to the state 6A championship game as a sophomore...Has one son, Garnell Wilds II...Majored in Residential Property Management at Virginia Tech.

72 Melvin Williams

Defensive End



Height: 6-2
 Weight: 269
 Birthdate: 2/2/79
 Kansas State
 3rd NFL Season

Signed by the Redskins as a free agent in January 2005...Started the 2004 season with New Orleans, but was inactive for the first four games...Waived by New Orleans Oct. 4 and signed by San Francisco on Oct. 5...Appeared in two games with the 49ers, vs. Arizona (10/10) registering two solo tackles and one pass defended, and at the New York Jets (10/17) finishing with one solo tackle...Waived by San Francisco Oct. 20 and re-signed by the 49ers Nov. 3...Appeared in one game with the 49ers recording one solo tackle and one pass defended vs. Seattle on Nov. 7...Waived by San Francisco Nov. 13 and signed by Miami Nov. 15...Was inactive for one game with the Dolphins before being released Nov. 24...Finished the year with four tackles all solo and two passes defended...Played 14 games, starting two, with New Orleans in 2003...Finished with 15 tackles (12 solo), a pass defended and a fumble recovery...Notched first NFL start at Carolina (10/5), and had two assisted tackles...Also started vs. Chicago (10/12) and had two solo stops and a fumble recovery...Added two tackles and a pass defended at Tampa Bay (11/2)...Posted a career-high three tackles vs. the New York Giants (12/14)...Finished his collegiate career at Kansas State with 70 tackles (40 solo), 13.5 sacks, eight pass defenses and four forced fumbles in 37 career games...Started all 13 games at right defensive end as a senior at Kansas State and had his most productive season, 37 tackles (22 solo), five sacks, three passes defended and a forced fumble...Played in seven games in 2001, starting four and recording 14 tackles (eight solo), two sacks and three passes defended...Appeared in 11 games as a sophomore in 2000, finishing with 13 tackles (seven solo), 4.5 sacks and two passes defended...Graduated from Kansas State with a degree in sociology...Attended Mehlville High School in St. Louis, Missouri, where he was an All-Metro pick and first-team All-State pick by the *St. Louis Post-Dispatch* as a senior...Had 78 solo tackles, 16 sacks, three fumble recoveries, five forced fumbles and three interceptions as a senior...Added 18 receptions for 400 yards and eight touchdowns on offense in 1996...Lettered three times each in football and basketball and finished his career as the school's all-time basketball scoring lead...He and his wife, Beth, have two children, Kaleb and Jasmine.

Rookies

78 Jon Alston

Offensive Line



Height: 6-5
 Weight: 306
 Birthdate: 9/4/82
 South Carolina
 Rookie

Alston joined the Redskins as an undrafted free agent in May 2005...Started in 10 out of 11 games during his senior campaign at South Carolina...Helped pave the way for Gamecock running backs to rush for 1,856 yards and average four yards per carry...Started nine games along the offensive line during the 2003 season...Played both guard and tackle positions...Had arthroscopic knee surgery during the summer going into the 2002 season...Came back from the surgery to appear in eight games as a backup at left tackle...Appeared in nine games during the 2001 season as a defensive lineman...Finished the year with 12 tackles, one sack and one forced fumble...Took a redshirt season his first year at South Carolina in 2000...Attended Stratford High School and helped lead them to the 4A state championship...Was named a 4A All-State selection as well as to the All-Region team...Named Lowcounty Lineman of the Year...Ranked as the number nine player in the Atlantic Region by *Prep Star Magazine*...Majored in sociology while at South Carolina...Has a wife, Meka and a daughter, Jiraa...Role model is his father, Raymond Alston.

79 Adrian Gonzalez Offensive Line



Height: 6-5
Weight: 328
Birthdate: 12/3/82
Louisiana Tech
Rookie

Joined the Redskins as an undrafted free agent in May 2005...During the 2004 college season he saw action in nine games for Louisiana Tech...Started nine games at right tackle for the Bulldogs, missing three games during the season due to injury...Named second team All-Western Athletic Conference...Named second team all-state by the Louisiana Sports Writers Association...Helped anchor a Bulldog offensive line that allowed running back Ryan Moats to set school single season records of 1,774 yards rushing and 18 rushing touchdowns...Helped the Bulldogs rush for 2,401 yards (third most in school history) and 25 touchdowns (second most in school history)...Tech averaged 4.9 yards per carry during the season...Made 12 starts in 2003, four at right offensive guard and eight at right offensive tackle...Named honorable mention All-Western Athletic Conference...Helped running back Ryan Moats to rush for 1,364 yards and average 6.5 yards per carry while scoring 10 touchdowns...Helped protect Bulldog quarterbacks, who passed for over 3,500 yards and 20 touchdowns...Tech's offensive line paved the way for the Bulldogs to average 431 yards per game and 6.1 yards per play...Saw action in two games for the Bulldogs in 2002 on the offensive line...Lettered on a Tech offensive line that allowed running back Joe Smith to rush for 1,216 yards and 16 touchdowns...Also helped allow Tech quarterbacks to pass for over 3,500 yards and 19 touchdowns...Played in six games in 2001 as a backup offensive lineman...Helped Tech quarterbacks pass for over 3,800 yards and 31 touchdowns...Sat out the 2000 season as a redshirt freshman...Graduated from Skyline High School in 2000... Played offensive tackle for Coach Phillip Roybal and the Raiders...Two-time 1st team all-district...Listed in the *Dallas Morning News* Area Top 100...Also played baseball for Skyline HS...Majored in Sociology while at Louisiana Tech...Son of Adrian and Maria Gonzalez...Has two sisters, Roxanna and Luisanna, and one brother, Omar.

12 Steven Harris Wide Receiver



Height: 5-10
Weight: 183
Birthdate: 11/10/81
Arkansas
Rookie

Signed as an undrafted free agent in April 2005 by the Redskins...Had the most productive season of his collegiate career in 2004 as a senior at Arkansas...Tied for the Razorback lead with 37 receptions and led the team with 617 receiving yards...Also pulled in four touchdowns on the year, which was second on the team...Recorded at least one catch in 15 consecutive games...Led the team with 12 receptions of 20 or more yards including three catches of 50 or more yards...As a junior he ranked fourth on the team with 19 receptions for 315 yards and one touchdown...His 16.6 yards per catch was third best among Arkansas receivers with multiple catches...Spent the 2002 season bothered by injuries only appearing in one game and finishing the year with one reception for 11 yards...As a sophomore he played in four of the first six games of the season bringing in six receptions for 68 yards...Suffered a season ending injury to his ACL on his left knee, which required surgery...Saw very little action at receiver as a freshman, but made his mark on the team by becoming the kickoff return specialist...Finished the 2000 season with 20 kick returns for 420 yards...His 20 returns ranked him fifth on Arkansas single season kickoff return chart and his 420 yards ranks him seventh on the Arkansas single season return yardage list...Attended American High School in Florida...Made 20 receptions for 200 yards and two touchdowns as a senior...Also returned kickoffs and punts totaling 990 yards and seven touchdowns...Was named to the All-County team...Finished his career at American High School with 46 receptions 730 yards and six touchdowns...Son of Wendell and Harriet Harris...Has been married for four years to Winter Harris...They have two children, three year old daughter Kayla and one year old son Steven Jr. ...Lists his role model as Jesus Christ.



79 Charles Howard

Defensive Line



Height: 6-2
Weight: 259
Birthdate: 7/15/81
Florida State
Rookie

Signed by the Redskins as an undrafted free agent in May 2005... Played in all 12 games as a senior at Florida State... A defensive tackle who tied for the team lead in sacks with five... Played in all 12 games for the Seminoles, including the Gator Bowl win over West Virginia... Served as the primary back-up to starter Travis Johnson ... Recorded 17 tackles (nine solo), 7.5 tackles for loss and five sacks on the year... In 2003, backed up starter Damell Dockett at defensive tackle, while also playing some defensive end in long yardage situations... Credited as being one of the most effective pass rushers on the defensive line by coaches and teammates... Finished the season with 24 tackles (11 solo), four sacks and six tackles for a loss... Redshirted during the 2002 season... As a sophomore in 2001 he played in the final 10 games of the season including the Gator Bowl... Finished the season with 24 tackles (10 solo), two sacks and two tackles for a loss... Appeared in 10 games as a freshman for a defensive unit that led the ACC in four defensive categories... Recorded 17 tackles (seven solo) on the year... Attended high school at Union County in Florida... Was a four year starter at Union County... Only played in five games as a senior after suffering a broken fibula... Recorded seven sacks and 30 tackles in those five games... As a junior tallied 17 sacks and 100 tackles... Majored in criminology while at Florida State... Resides in Lake Butler, Florida.

32 Jonathan Combs

Running Back



Height: 5-9
Weight: 227
Birthdate: 2/28/82
Texas College
Rookie

Combs signed with the Redskins as an undrafted free agent in May 2005... Finished his college career at Texas College in Tyler, Texas... The 2004 season at Texas College was the first official college football season in 41 years for the program... He finished his final season rushing for 1,147 yards on 156 attempts with 10 touchdowns... Played on the Texas College club team during the 2003 season and finished the year with 1,150 yards and 10 touchdowns in eight games... Prior to joining the Texas College program he spent the 2002 season at Texas A&M University in Kingsville, Texas... Played the 2000 and 2001 seasons at Tyler Junior College earning All-Conference honors during his final season... Attended Langham Creek High School in Houston, Texas... Earned All-District 16-5A honors as well as All-Greater Houston honors as a senior... Lists his role models as Coach J. Brown, Dr. Billy Hawkins and Darrell Green... The son of Jean Combs and has three brothers, Oscar, Daniel, David, and five sisters, Toni, Gracie, Michelle, Rhonda, and Brenda.

71 Aki Jones

Defensive Line



Height: 6-4
Weight: 276
Birthdate: 5/21/82
Fordham
Rookie

Signed with the Redskins as an undrafted free agent in April 2005... Capped his college career at Fordham by being named second team All-Patriot League in 2004... Appeared in 10 games as a senior, starting all 10 in route to being named first team All-Patriot League... Finished with 32 tackles (14 solo), a team-high five sacks and six tackles for a loss... Played in all 12 games his junior season, starting 11... Finished the year with 34 tackles (19 solo), 8.5 tackles for a loss and

four sacks...Appeared in all 13 games as a sophomore making 26 tackles (15 solo), seven sacks and five tackles for a loss...His seven sacks were second on the team and contributed to a defense that led the Patriot League in sacks...Came to Fordham as a defensive lineman but was moved to offensive line when the line was hit with injuries...Appeared in four games on the offensive line as well as special teams as a freshman...Spent a year at Deerfield Academy in Deerfield, MA prior to attending Fordham...A graduate of Christ the King High School in New York...Was an All-League, All-City, and All-Queens pick at Christ the King...Was also a member of the basketball and track & field teams at Deerfield...Son of Verne Steele...Majored in Marketing and Advertising...Has worked for the Special Olympics...Role models include Bo Jackson and Bob Johnson.

52 Zak Keasey Linebacker



Height: 6-0
Weight: 236
Birthdate: 3/19/82
Princeton
Rookie

Signed by the Redskins as an undrafted free agent in May 2005 after performing well on a tryout basis in the rookie mini-camp...Completed his best season at Princeton in 2004 as a senior compiling 127 tackles, eight sacks, 16 tackles for a loss, four pass-breakups, two interceptions and one fumble recovery...Was awarded the Poe-Kazmaier Trophy, which is the highest award given to a Princeton football player...Was a first team All-Ivy League selection...Spent the 2003 season out of football due to academic reasons...Earned first team All-Ivy League honors for the first time as a junior in 2002...Led the team with 88 tackles and also had five sacks, one interception, five passes defended and 14 tackles for a loss...Led the team with 71 tackles and had eight tackles for a loss as a sophomore...Played sparingly his freshman season only recording seven tackles, one sack, and one tackle for a loss...Attended Lake Orion High School in Michigan...Lettered in football as well as track & field...All-State and All-County in football...League Defensive Player of the Year as a senior...Led the league in tackles his junior and senior seasons...Rushed for eight touchdowns as a fullback his senior season...Won the school's scholar athlete award...Son of Theodore and Denise Keasey...Has an older sister Lauren and a younger sister Natasha.

77 Jerome Nichols Offensive Line



Height: 6-2
Weight: 298
Birthdate: 5/27/80
Auburn
1st NFL Season

Signed by the Redskins as an undrafted free agent in April 2005...As a senior in 2004 he started 10 games at defensive tackle... Had 22 tackles (17 solo), 5.5 tackles for loss, two sacks and batted down four passes... Also blocked a field goal attempt at East Carolina...Started all 12 games as a junior at Wake...Recorded 33 tackles and led the team with 11 for a loss...Also had two interceptions, two sacks, six pass break-ups, a fumble recovery and a blocked kick... Became the first Wake Forest defensive lineman since 1988 to record an interception...Struggled through the 2002 season as he battled knee injuries...Only played in seven games recording five tackles...Appeared in 10 games as a redshirt freshman...Mainly saw action as a reserve defensive lineman as well as on special teams...Finished the year with only one tackle, one tackle for a loss and four quarterback hurries...Redshirted as a true freshman in 2000...Attended high school at Sidwell Friends in Washington, D.C. ...Selected as an honorable mention USA Today All-American in 1999...A first-team All-State selection in Maryland... Also earned first-team honors on both offense and defense... A first-team All-Washington, D.C. selection by the Pigskin Club... Named second team All-Metro... Also lettered four seasons on the Quakers' track and field team... Graduated with a degree in business from Wake Forest...Son of Alvin and Denise Nichols...Lists his father, Alvin, as his role model...Has two siblings Jason and Jordan.

40 Billy Palmer Tight End



Height: 6-3
Weight: 260
Birthdate: 1/27/81
Notre Dame
Rookie

Palmer signed with the Redskins as an undrafted free agent in May 2005...As a fifth-year senior at Notre Dame he played in all 12 games with one start against Pittsburgh...Made four catches for 34 yards (8.5-yard average) and one touchdown...His one touchdown was the first of his career and came against National Champion USC...Also made 82 special teams appearances...Played in 12 games starting nine in 2003...Asserted himself as a great blocking tight end and finished the year with only one catch for 14 yards...Played extensively on special teams...Was credited with four tackles (three solos) in 132 special teams appearances...Played in 13 games starting one during the 2002 season...Caught one pass for four yards as a reserve tight end and special teams performer...First career start came against USC...In 2001 he only saw action in one game against Navy... Did not see any game time as a freshman... Attended Lake Highland Prep in Orlando, Florida... Helped lead them to a 9-2 record as a senior while playing tight end, defensive end and offensive guard...Caught eight passes for one touchdown as a tight end and made more than 50 tackles and had eight sacks as a defensive end in 1999...Two-time All-League pick who won All-State honors as a senior...Grew up in Canada where his father Bill Palmer played in the CFL as a linebacker and punter...Attended high school in Canada before moving to Florida and attending Seminole High School prior to transferring to Lake Highland Prep... Standout rugby player at St. Pius X High School in Canada...Was chosen to the Team Canada under-18 national rugby squad in 1998 but did not compete because he moved to Florida...Selected to the Florida-Georgia all-star football game and the all-Central Florida all-star game...second oldest of three children...His brother Jesse was a starting quarterback at the University of Florida and is now a member of the New York Giants...Born Jan. 27, 1981, in Ottawa, Ontario...Graduated from Notre Dame with a degree in Marketing and Economics...Engaged to marry Ashley Fox.

14 Rich Parson Wide Receiver



Height: 5-9
Weight: 186
Birthdate: 5-6-80
Maryland
Rookie

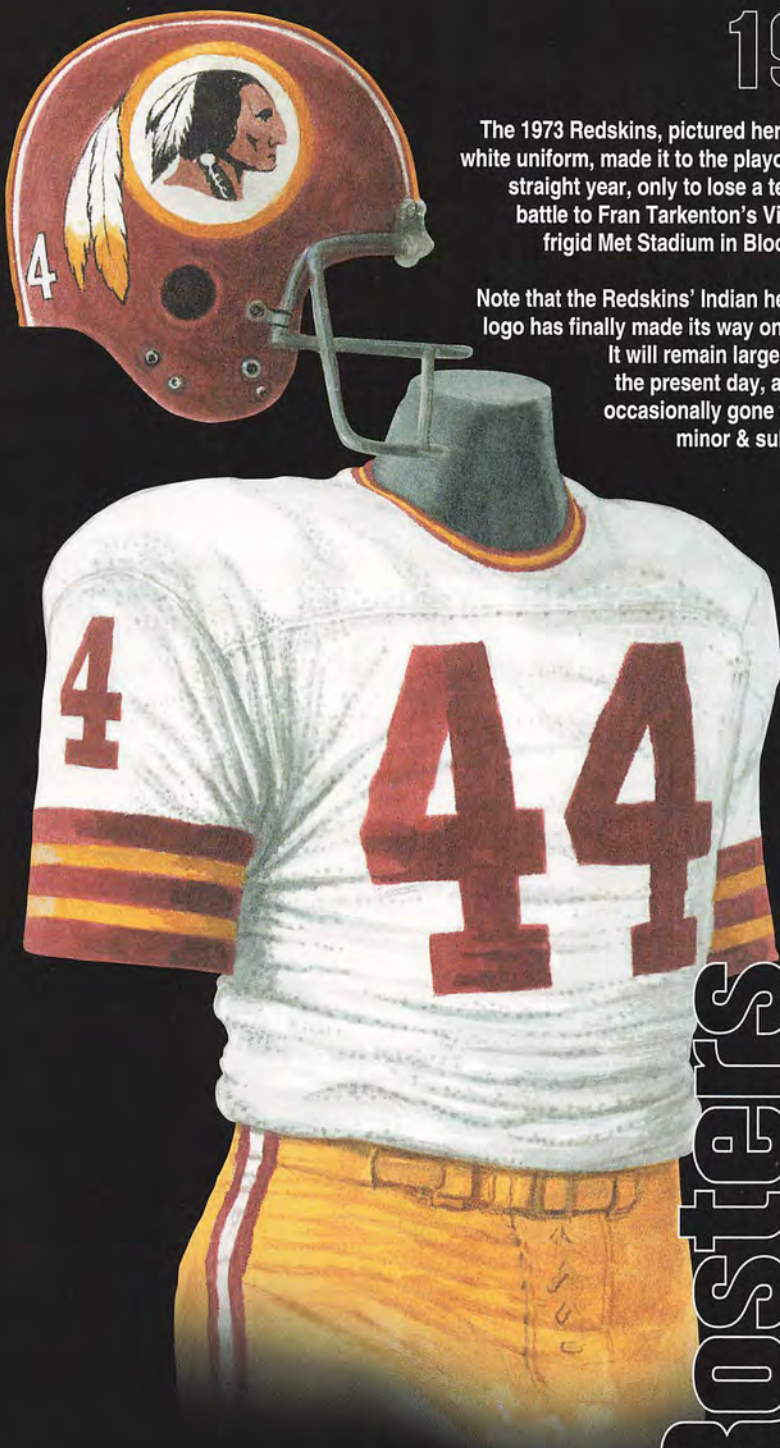
Joined the Redskins as an undrafted free agent in April 2005...Came to Maryland as a tailback but was quickly converted to a wide receiver...Finished his career with 61 receptions for 882 yards and three touchdowns... Also a very reliable kickoff and punt returner... Appeared in 11 games starting one during the 2004 senior season...Finished the year third on the team in receptions (22) and receiving yards (254)...Saw action in 11 games during the 2003 season, starting one and missing two due to an ankle injury...Finished the year fourth on the team with 17 receptions for 310 yards and one touchdown...Played in 14 games as a sophomore in 2002, finishing with 11 receptions for 162 yards... Played in 11 games as well as the Orange Bowl during his 2001 freshman campaign...Finished the season with 11 receptions for 156 yards...Also returned 17 kicks for 375 yards and five punts for 25 yards... Graduated in 1999 from Newark High School in Delaware...A four-year starter on varsity finishing his career rushing for 3,188 yards, while helping Newark High to a Delaware record four consecutive appearances in the state championship game...Was an honorable mention USA Today All-America...Also earned first team all-state and first team All-Blue Hen Conference (Flight A) honors after leading team to a 12-0 record and a second consecutive state title in '98...Was a first team all-state selection in track (4x100 relay) as a sophomore...Son of Kim and Wayne Parson...Lists his father Wayne as well as Jesus Christ as his role models...Important words that he lives by from Matthew 5:16 "Let your light so shine before man that may see your good works and glorify your father which is in heaven."

1973

The 1973 Redskins, pictured here in their road white uniform, made it to the playoffs for the 3rd straight year, only to lose a terrific see-saw battle to Fran Tarkenton's Vikings 27-20 at frigid Met Stadium in Bloomington, MN.

Note that the Redskins' Indian head & feathers logo has finally made its way onto the helmet.

It will remain largely the same to the present day, although it has occasionally gone through some minor & subtle revisions.



Rosters And 2004 Season Review

Roster (Alphabetical)

No	Last Name, First Name	Pos	Ht	Wt	Age	Exp*	College	Hometown
71	Albright, Ethan	LS	6-5	265	34	11	North Carolina	Greensboro, NC
55	Allen, Brian	LB	6-0	240	27	5	Florida State	Lake City, FL
78	Alston*, Jon	OL	6-5	310	22	R	South Carolina	Goose Creek, SC
56	Arrington, LaVar	LB	6-3	255	26	6	Penn State	Pittsburgh, PA
82	Baber, Billy	HB	6-4	257	26	3	Virginia	Crozet, VA
51	Barnes, Brandon	LB	6-0	250	24	2	Missouri	Sikeston, MO
58	Barrow, Mike	LB	6-2	245	35	12	Miami	Homestead, FL
46	Betts, Ladell	RB	5-10	223	25	4	Iowa	Blue Springs, MO
15	Black, Nathan	WR	6-0	210	26	2	Northwestern State	Monroe, LA
73	Boschetti, Ryan	DL	6-4	305	23	2	UCLA	Belmont, CA
41	Bowen, Matt	S	6-1	203	28	6	Iowa	Glen Ellyn, IL
36	Broughton*, Nehemiah	RB	5-11	255	23	R	The Citadel	North Charleston, SC
86	Brown, Antonio	WR	5-10	172	27	3	West Virginia	Miami, FL
67	Brown, Ray	OL	6-5	325	42	20	Arkansas State	Marion, AK
37	Brown*, Rufus	CB	5-9	190	24	1	Florida State	El Paso, TX
8	Brunell, Mark	QB	6-1	217	34	13	Washington	Santa Maria, CA
17	Campbell*, Jason	QB	6-4	230	23	R	Auburn	Taylorville, MS
50	Campbell, Khary	LB	6-3	232	26	4	Bowling Green	Toledo, OH
31	Cartwright, Rock	RB	5-7	215	25	4	Kansas State	Conroe, TX
5	Chandler, Jeff	K	6-2	215	25	3	Florida	Jacksonville, FL
25	Clark, Ryan	DB	5-11	205	25	4	LSU	Merraro, LA
57	Clemons, Chris	LB	6-3	240	23	2	Georgia	Griffin, GA
90	Clemons, Nic	DL	6-6	298	25	1	Georgia	Griffin, GA
32	Combs, Jonathan	RB	5-9	227	23	R	Texas College	Houston, TX
47	Cooley, Chris	HB	6-3	250	22	2	Utah State	Powell, UT
93	Daniels, Phillip	DL	6-3	290	32	10	Georgia	Donalson, GA
30	Diedrick, Dahrran	RB	6-0	225	26	1	Nebraska	Scarborough, Canada
66	Dockery, Derrick	OL	6-6	335	24	3	Texas	Lakeview, TX
29	Dixon, Tony	S	6-1	213	26	5	Alabama	Reform, AL
18	Dyson, Kevin	WR	6-2	212	29	6	Utah	Clearfield, UT
13	Elliott, Jamin	WR	5-11	195	25	2	Delaware	Portsmouth, VA
92	Evans, Demetric	DL	6-3	285	26	4	Georgia	Haynesville, LA
16	Farris, Jimmy	WR	6-0	195	27	3	Montana	Lewiston, ID
39	Forsey, Brock	RB	5-11	208	25	3	Boise State	Meridian, ID
64	Friedman, Lennie	OL	6-3	295	28	6	Duke	Livingston, NJ
79	Gonzalez*, Adrian	OL	6-5	330	22	R	Louisiana Tech	Dallas, TX
96	Griffin, Cornelius	DT	6-3	310	28	6	Alabama	Brundidge, AL
2	Groom, Andy	P	6-0	195	25	1	Ohio State	Columbus, OH
10	Hall, John	K	6-3	240	31	9	Wisconsin	Port Charlotte, FL
12	Harris*, Steven	WR	5-10	192	23	R	Arkansas	Miami, FL
27	Harris, Walt	CB	5-11	190	30	10	Mississippi State	LaGrange, GA
35	Hawkins, Artrell	CB	5-10	190	28	8	Cincinnati	Johnstown, PA
48R	Holdman, Warrick	LB	6-1	243	29	7	Texas A & M	Alief, TX
79R	Howard*, Charles	DL	6-2	270	23	R	Florida State	Lake Butler, FL
84	Jacobs, Taylor	WR	6-0	202	24	3	Florida	Tallahassee, FL
76	Jansen, Jon	OT	6-6	308	29	6	Michigan	Clawson, MI
23	Jimoh, Ade	DB	6-1	195	25	3	Utah State	Woodland Hills, CA
71R	Jones*, Aki	DL	6-4	295	23	R	Fordham	Jamaica, NY
30R	Joyce, Eric	DB	5-10	193	27	2	Tennessee State	Nashville, TN
52R	Keasey, Zak	LB	6-0	240	23	R	Princeton	Clarkston, MI

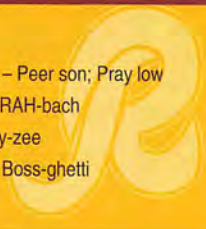
No	Last Name, First Name	Pos	Ht	Wt	Age	Exp*	College	Hometown
91	Killings, Cedric	DL	6-2	310	27	3	Carson-Newman	Miami, FL
62	Lenda, Tyler	OL	6-3	289	25	1	Penn State	Camp Hill, PA
34	Lott, Andre	DB	5-10	195	26	4	Tennessee	Memphis, TN
98	Marshall, Lemar	LB	6-2	232	28	4	Michigan State	Cincinnati, OH
85	McCants, Darmerien	WR	6-3	215	26	4	Delaware State	Odenton, MD
59	McCune, Robert	LB	6-0	240	26	R	Louisville	Mobile, AL
69	Molinaro, Jim	OL	6-6	310	24	2	Notre Dame	Bethlehem, PA
89	Moss, Santana	WR	5-10	190	26	5	Miami	Miami, FL
99	Newberry, Jared	LB	6-1	238	24	R	Stanford	Minneapolis, MN
77R	Nichols, Jerome	DL	6-2	290	23	R	Wake Forest	Glendale, MD
75	Noble, Brandon	DT	6-2	305	31	6	Penn State	Virginia Beach, VA
40	Palmer, William	TE	6-3	259	24	R	Notre Dame	Wynree Heathrow, FL
14	Parson, Rich	WR	5-9	190	25	R	Maryland	Newark, DE
80	Patten, David	WR	5-10	190	30	9	Western Carolina	Columbia, SC
26	Portis, Clinton	RB	5-11	212	23	4	Miami	Gainesville, FL
20	Prioleau, Pierson	DB	5-11	185	27	7	Virginia Tech	Alvin, SC
61	Rabach, Casey	OL	6-4	295	27	4	Wisconsin	Sturgeon Bay, WI
11	Ramsey, Patrick	QB	6-2	225	26	4	Tulane	Ruston, LA
52	Raymer, Cory	C	6-3	300	32	10	Wisconsin	Fond du Lac, WI
22	Rogers, Carlos	CB	6-0	192	23	R	Auburn	Augusta, GA
88	Royal, Robert	TE	6-4	260	26	3	LSU	New Orleans, LA
95	Salave'a, Joe	DL	6-3	317	30	7	Arizona	Leone, Amer. Samoa
60	Samuels, Chris	OT	6-5	310	27	6	Alabama	Mobile, AL
45	Sellers, Mike	HB	6-3	278	29	6	Walla Walla CC	North Thurston, WA
54	Smith, Clifton	LB	6-3	267	24	1	Syracuse	Freeport, NY
6	Spinner, Bryson	QB	6-3	245	24	1	Richmond	Alexandria, VA
24	Springs, Shawn	CB	6-0	200	30	9	Ohio State	Silver Spring, MD
21	Taylor, Sean	S	6-2	232	22	2	Miami	Miami, FL
77	Thomas, Randy	OG	6-5	310	29	7	Mississippi State	East Point, GA
83	Thrash, James	WR	6-0	205	30	9	Missouri Southern	Wewoka, OK
47R	Tuipala, Joe	LB	6-0	237	28	3	San Diego State	Honolulu, HI
19	Tupa, Tom	P	6-4	225	39	17	Ohio State	Cleveland, OH
74	Warner, Josh	OL	6-5	305	26	2	SUNY-Brockport	Cato, NY
94	Warner, Ron	DE	6-3	275	29	4	Kansas	Independence, KS
53	Washington, Marcus	LB	6-3	250	28	6	Auburn	Auburn, AL
48	White, Manuel	HB	6-2	245	22	R	UCLA	Canyon Country, CA
38	Wilds, Garnell	CB	5-11	195	24	1	Virginia Tech	Tampa, FL
72	Williams, Melvin	DL	6-2	270	26	3	Kansas State	St. Louis, MO
63	Wilson, Mark	OL	6-6	318	24	2	California	San Jose, CA
97	Wynn, Renaldo	DL	6-3	285	30	9	Notre Dame	Chicago, IL

Undrafted Free Agent + 2005 Draft Pick ** Experience entering 2005 season

pro NUN see AY shun

Cornelius Griffin – core neel ee us
 Ade Jimoh – ODD ee; gym OH
 Joe Salave'a – sal a vay a
 Nehemiah Broughton – Knee a my a; Brought in
 Dahrran Diedrick – Dare in; Dee drick

Pierson Prioleau – Peer son; Pray low
 Casey Rabach – RAH-bach
 Zak Keasey – Key-zee
 Ryan Boschetti – Boss-ghetti



Roster (Numerical)

No	Last Name, First Name	Pos	Ht	Wt	Age	Exp*	College	Hometown
2	Groom, Andy	P	6-0	195	25	1	Ohio State	Columbus, OH
5	Chandler, Jeff	K	6-2	215	25	3	Florida	Jacksonville, FL
6	Spinner, Bryson	QB	6-3	245	24	1	Richmond	Alexandria, VA
8	Brunell, Mark	QB	6-1	217	34	13	Washington	Santa Maria, CA
10	Hall, John	K	6-3	240	31	9	Wisconsin	Port Charlotte, FL
11	Ramsey, Patrick	QB	6-2	225	26	4	Tulane	Ruston, LA
12	Harris', Steven	WR	5-10	192	23	R	Arkansas	Miami, FL
13	Elliott, Jamin	WR	5-11	195	25	2	Delaware	Portsmouth, VA
14	Parson', Rich	WR	5-9	190	25	R	Maryland	Newark, DE
15	Black, Nathan	WR	6-0	210	26	2	Northwestern State	Monroe, LA
16	Farris, Jimmy	WR	6-0	195	27	3	Montana	Lewiston, ID
17	Campbell', Jason	QB	6-4	230	23	R	Auburn	Taylorville, MS
18	Dyson, Kevin	WR	6-2	212	29	6	Utah	Clearfield, UT
19	Tupa, Tom	P	6-4	225	39	17	Ohio State	Cleveland, OH
20	Pringleau, Pierson	DB	5-11	185	27	7	Virginia Tech	Alvin, SC
21	Taylor, Sean	S	6-2	232	22	2	Miami	Miami, FL
22	Rogers', Carlos	CB	6-0	192	23	R	Auburn	Augusta, GA
23	Jimoh, Ade	DB	6-1	195	25	3	Utah State	Woodland Hills, CA
24	Springs, Shawn	CB	6-0	200	30	9	Ohio State	Silver Spring, MD
25	Clark, Ryan	DB	5-11	205	25	4	LSU	Merraro, LA
26	Portis, Clinton	RB	5-11	212	23	4	Miami	Gainesville, FL
27	Harris, Walt	CB	5-11	190	30	10	Mississippi State	LaGrange, GA
29	Dixon, Tony	S	6-1	213	26	5	Alabama	Reform, AL
30	Diedrick, Dahrran	RB	6-0	225	26	1	Nebraska	Scarborough, Canada
30R	Joyce, Eric	DB	5-10	193	27	2	Tennessee State	Nashville, TN
31	Cartwright, Rock	RB	5-7	215	25	4	Kansas State	Conroe, TX
32	Combs, Jonathan	RB	5-9	227	23	R	Texas College	Houston, TX
34	Lott, Andre	DB	5-10	195	26	4	Tennessee	Memphis, TN
35	Hawkins, Artrell	CB	5-10	190	28	8	Cincinnati	Johnstown, PA
36	Broughton', Nehemiah	RB	5-11	255	23	R	The Citadel	North Charleston, SC
37	Brown', Rufus	CB	5-9	190	24	1	Florida State	EI Paso, TX
38	Wilds, Garnell	CB	5-11	195	24	1	Virginia Tech	Tampa, FL
39	Forsy, Brock	RB	5-11	208	25	3	Boise State	Meridian, ID
40	Palmer', William	TE	6-3	259	24	R	Notre Dame	Wyntree Heathrow, FL
41	Bowen, Matt	S	6-1	203	28	6	Iowa	Glen Ellyn, IL
45	Sellers, Mike	HB	6-3	278	29	6	Walla Walla CC	North Thurston, WA
46	Betts, Ladell	RB	5-10	223	25	4	Iowa	Blue Springs, MO
47	Cooley, Chris	HB	6-3	250	22	2	Utah State	Powell, UT
47R	Tuipala, Joe	LB	6-0	237	28	3	San Diego State	Honolulu, HI
48	White', Manuel	HB	6-2	245	22	R	UCLA	Canyon Country, CA
48R	Holdman, Warrick	LB	6-1	243	29	7	Texas A & M	Alief, TX
50	Campbell, Khary	LB	6-3	232	26	4	Bowling Green	Toledo, OH
51	Barnes, Brandon	LB	6-0	250	24	2	Missouri	Sikeston, MO
52	Raymer, Cory	C	6-3	300	32	10	Wisconsin	Fond du Lac, WI
52R	Keasey, Zak	LB	6-0	240	23	R	Princeton	Clarkston, MI
53	Washington, Marcus	LB	6-3	250	28	6	Auburn	Auburn, AL
54	Smith, Clifton	LB	6-3	267	24	1	Syracuse	Freeport, NY
55	Allen, Brian	LB	6-0	240	27	5	Florida State	Lake City, FL
56	Arrington, LaVar	LB	6-3	255	26	6	Penn State	Pittsburgh, PA
57	Clemons, Chris	LB	6-3	240	23	2	Georgia	Griffin, GA

No	Last Name, First Name	Pos	Ht	Wt	Age	Exp*	College	Hometown
58	Barrow, Mike	LB	6-2	245	35	12	Miami	Homestead, FL
59	McCune, Robert	LB	6-0	240	26	R	Louisville	Mobile, AL
60	Samuels, Chris	OT	6-5	310	27	6	Alabama	Mobile, AL
61	Rabach, Casey	OL	6-4	295	27	4	Wisconsin	Sturgeon Bay, WI
62	Lenda, Tyler	OL	6-3	289	25	1	Penn State	Camp Hill, PA
63	Wilson, Mark	OL	6-6	318	24	2	California	San Jose, CA
64	Friedman, Lennie	OL	6-3	295	28	6	Duke	Livingston, NJ
66	Dockery, Derrick	OL	6-6	335	24	3	Texas	Lakeview, TX
67	Brown, Ray	OL	6-5	325	42	20	Arkansas State	Marion, AK
69	Molinaro, Jim	OL	6-6	310	24	2	Notre Dame	Sturgeon Bay, PA
71	Albright, Ethan	LS	6-5	265	34	11	North Carolina	Greensboro, NC
71R	Jones*, Aki	DL	6-4	295	23	R	Fordham	Jamaica, NY
72	Williams, Melvin	DL	6-2	270	26	3	Kansas State	St. Louis, MO
73	Boschetti, Ryan	DL	6-4	305	23	2	UCLA	Belmont, CA
74	Warner, Josh	OL	6-5	305	26	2	SUNY-Brockport	Cato, NY
75	Noble, Brandon	DT	6-2	305	31	6	Penn State	Virginia Beach, VA
76	Jansen, Jon	OT	6-6	308	29	6	Michigan	Clawson, MI
77	Thomas, Randy	OG	6-5	310	29	7	Mississippi State	East Point, GA
77R	Nichols*, Jerome	DL	6-2	290	23	R	Wake Forest	Glendale, MD
78	Alston*, Jon	OL	6-5	310	22	R	South Carolina	Goose Creek, SC
79	Gonzalez*, Adrian	OL	6-5	330	22	R	Louisiana Tech	Dallas, TX
79R	Howard*, Charles	DL	6-2	270	23	R	Florida State	Lake Butler, FL
80	Patten, David	WR	5-10	190	30	9	Western Carolina	Columbia, SC
82	Baber, Billy	HB	6-4	257	26	3	Virginia	Crozet, VA
83	Thrash, James	WR	6-0	205	30	9	Missouri Southern	Wewoka, OK
84	Jacobs, Taylor	WR	6-0	202	24	3	Florida	Tallahassee, FL
85	McCants, Darnerien	WR	6-3	215	26	4	Delaware State	Odenton, MD
86	Brown, Antonio	WR	5-10	172	27	3	West Virginia	Miami, FL
88	Royal, Robert	TE	6-4	260	26	3	LSU	New Orleans, LA
89	Moss, Santana	WR	5-10	190	26	5	Miami	Miami, FL
90	Clemons, Nic	DL	6-6	298	25	1	Georgia	Griffin, GA
91	Killings, Cedric	DL	6-2	310	27	3	Carson-Newman	Miami, FL
92	Evans, Demetric	DL	6-3	285	26	4	Georgia	Haynesville, LA
93	Daniels, Phillip	DL	6-3	290	32	10	Georgia	Donalson, GA
94	Warner, Ron	DE	6-3	275	29	4	Kansas	Independence, KS
95	Salave'a, Joe	DL	6-3	317	30	7	Arizona	Leone, Amer. Samoa
96	Griffin, Cornelius	DT	6-3	310	28	6	Alabama	Brundidge, AL
97	Wynn, Renaldo	DL	6-3	285	30	9	Notre Dame	Chicago, IL
98	Marshall, Lemar	LB	6-2	232	28	4	Michigan State	Cincinnati, OH
99	Newberry*, Jared	LB	6-1	238	24	R	Stanford	Minneapolis, MN

*Undrafted Free Agent

*2005 Draft Pick

* Experience entering 2005 season

WASHINGTON REDSKINS COACHING STAFF

Joe Gibbs - Head Coach and Team President
 Joe Bugel - Assistant Head Coach - Offense
 Don Breaux - Offensive Coordinator
 Earnest Byner - Running Backs
 Bill Musgrave - Quarterbacks
 Rennie Simmons - Tight Ends
 Stan Hixon - Wide Receivers
 Jack Burns - Offensive Assistant
 Bill Lazor - Offensive Assistant
 Coy Gibbs - Quality Control - Offense
 Bubba Tyler - Director of Sports Medicine
 John Burrell - Head Athletic Trainer

Gregg Williams - Assistant Head Coach - Defense
 Greg Blache - Defensive Coordinator - Defensive Line
 Dale Lindsey - Linebackers
 DeWayne Walker - Secondary - Cornerbacks
 Steve Jackson - Passing Game Coordinator / Safeties
 Kirk Olivadotti - Defensive Assistant - Special Teams
 Danny Smith - Special Teams
 John Dunn - Head Strength and Conditioning Coach
 John Hastings - Strength and Conditioning
 Bobby Crumpler - Strength and Conditioning
 John "JJ" Jefferson - Director of Player Development

2004 Statistics

6 Wins, 10 Losses
Head Coach: Joe Gibbs

REGULAR SEASON

09/12	W	16-10	Tampa Bay	90,098
09/19	L	14-20	at New York Giants	78,767
09/27	L	18-21	Dallas	90,367
10/03	L	13-17	at Cleveland	73,348
10/10	L	10-17	Baltimore	90,287
10/17	W	13-10	at Chicago	61,945
10/31	L	14-28	Green Bay	89,295
11/07	W	17-10	at Detroit	62,657
11/14	L	10-17	Cincinnati	87,786
11/21	L	6-28	at Philadelphia	67,720
11/28	L	7-16	at Pittsburgh	63,707
12/05	W	31-7	New York Giants	87,872
12/12	L	14-17	Philadelphia	90,089
12/18	W	26-16	at San Francisco	65,710
12/26	L	10-13	at Dallas	63,705
01/02	W	21-18	Minnesota	76,876

TEAM STATS

	Redskins	Opponents
TOTAL FIRST DOWNS	269	251
Rushing	91	67
Passing	156	153
Penalty	22	31
3rd Down: Made/Att	70/221	70/226
3rd Down Pct.	31.7	31.0
4th Down: Made/Att	4/11	7/17
4th Down Pct	36.4	41.2
POSSESSION AVG.	31:19	28:41
TOTAL NET YARDS	4397	4281
Avg. Per Game	274.8	267.6
Total Plays	1023	974
Avg. Per Play	4.3	4.4
NET YARDS RUSHING	1765	1304
Avg. Per Game	110.3	81.5
Total Rushes	471	419
NET YARDS PASSING	2632	2977
Avg. Per Game	164.5	186.1
Sacked/Yards Lost	38/245	40/245
Gross Yards	2874	3222
Att./Completions	514/288	515/294
Completion Pct.	56.0	57.1
Had Intercepted	17	18
PUNTS/AVERAGE	104/43.7	104/40.2
NET PUNTING AVG.	104/35.2	104/35.9
PENALTIES/YARDS	115/1047	97/797
FUMBLES/BALL LOST	20/10	17/8
TOUCHDOWNS	26	30
Rushing	6	7
Passing	18	17
Returns	2	6

SCORE BY PERIOD

	1	2	3	4	OT	PTS
REDSKINS	54	80	34	72	0	240
OPPONENTS	44	78	69	74	0	265

INDIVIDUAL STATS

SCORING	TD	Ru	Pa	Rt	K-Pat	FG	S	PTS
Portis	7	5	2	0			0	42
Hall	0	0	0	0	13/13	8/11	0	37
Cooley	6	0	6	0			0	36
Gardner	5	0	5	0			0	30
Chandler LG	0	0	0	0	14/14	5/8	0	29
Chandler TM	0	0	0	0	6/6	5/6	0	21
Kimrin	0	0	0	0	6/6	6/10	0	24
Royal	4	0	4	0			0	24
Betts	1	1	0	0			0	6
Coles	1	0	1	0			0	6
Harris	1	0	0	1			0	6
Pierce	1	0	0	1			0	6
Jacobs	0	0	0	0			0	2
TEAM	26	6	18	2	25/25	19/27	0	240
OPPONENTS	30	7	17	6	28/28	17/20	1	265

2-Pt. Conversions: Jacobs

REDSKINS 1-1 OPPONENTS 2-2

RUSHING	No	Yds	Avg	Long	TD
Portis	343	1315	3.8	64t	5
Betts	90	371	4.1	27	1
Brunell	19	62	3.3	21	0
Ramsey	10	19	1.9	17	0
Gardner	3	7	2.3	11	0
Cartwright	2	0	0.0	2	0
Coles	3	-3	-1.0	7	0
Jacobs	1	-6	-6.0	-6	0
REDSKINS	471	1765	3.7	64t	6
OPPONENTS	419	1304	3.1	26	7

RECEIVING	No	Yds	Avg	Long	TD
Coles	90	950	10.6	45	1
Gardner	51	650	12.7	51	5
Portis	40	235	5.9	18	2
Cooley	37	314	8.5	31	6
Thrash	17	203	11.9	31	0
Jacobs	16	178	11.1	45	0
Betts	15	108	7.2	20	0
Royal	8	70	8.8	23	4
McCants	5	71	14.2	27	0
Rasby TM	5	52	10.4	13	0
Kozlowski	3	29	9.7	13	0
Sellers	1	14	14.0	14	0
Cartwright	0	0	---	0	0
TEAM	288	2874	10.0	51	18
OPPONENTS	294	3222	11.0	80	17

SACKS: Griffin 6.0, Springs 6.0, Washington 4.5, Warner 3.5, Clemons 3.0, Wynn 3.0, Evans 2.5, Bowen 2.0, Salave'a 2.0, Marshall 1.5, Arrington 1.0, Daniels 1.0, Haley 1.0, Noble 1.0, Pierce 1.0, Taylor 1.0, TEAM 40.0, OPPONENTS 38.0

INTERCEPTIONS	No	Yds	Avg	Long	TD
Spring	5	117	23.4	38	0
Taylor	4	85	21.3	45	0
Smoot	3	17	5.7	17	0

Pierce	2	94	47.0	78t	1
Harris	2	31	15.5	31	0
Warner	1	39	39.0	39	0
Franz	1	22	22.0	22	0
TEAM	18	405	22.5	78t	1
OPPONENTS	17	201	11.8	70t	1

Molinaro	1	5	5.0	5	0
TEAM	55	1203	21.9	70	0
OPPONENTS	57	1223	21.5	92t	1
FIELD GOALS	1-19	20-29	30-39	40-49	50+
Hall	1/1	3/3	3/3	1/3	0/1
Kimrin	0/0	3/3	2/3	1/3	0/1
Chandler LG	0/0	4/4	0/2	1/1	0/1
Chandler TM	0/0	4/4	0/0	1/1	0/1
TEAM	1/1	10/10	5/6	3/7	0/3
OPPONENTS	0/0	4/4	9/9	4/6	0/1

PUNTING	No	Yds	Avg	Net	TB	In	Lg	Blk
Tupa	103	4544	44.1	35.2	8	30	61	1
REDSKINS	104	4544	43.7	35.2	8	30	61	1
OPPONENTS	104	4180	40.2	35.9	6	26	58	2

PUNT RETURNS	Ret	FC	Yds	Avg	Lg	TD
Thrash	19	8	162	8.5	43	0
Morton	13	12	80	6.2	14	0
A. Brown	10	2	89	8.9	39	0
Marshall	0	1	0	--	--	0
TEAM	42	23	331	7.9	43	0
OPPONENTS	65	11	727	11.2	78t	1

KICK OFF RETURNS	No	Yds	Avg	Lg	TD
Betts	23	528	23.0	70	0
Morton	16	358	22.4	49	0
Thrash	9	186	20.7	36	0
Sellers	4	56	14.0	17	0
A. Brown	1	66	66.0	66	0
Kozlowski	1	4	4.0	4	0

PASSING	Att	Cmp	Yds	Cmp%	Yds/Att	TD	TD%	Int	Int%	Lg	Sk/Lost	Rtg
Ramsey	272	169	1665	62.1	6.12	10	3.7	11	4.0	51	23/137	74.8
Brunell	237	118	1194	49.8	5.04	7	3.0	6	2.5	49	15/105	63.9
Gardner	3	0	0	0.0	0.00	0	0.0	0	0.0	0	0/0	39.6
Portis	2	1	15	50.0	7.50	1	50.0	0	0.0	15t	0/0	114.6
TEAM	514	288	2874	56.0	5.59	18	3.5	17	3.3	51	38/242	70.2
OPPONENTS	515	294	3222	57.1	6.26	17	3.3	18	3.5	80	40/245	72.2

2004 DEFENSIVE STATISTICS

(Statistics compiled from coaches review of game tapes.)

Player	Tkls	Solo	Asst	TFL	Sacks	Yds	Int.	Yds	PD	FF	FR	PRSR
A. Pierce	160	109	51	1	1	4	2	94	2	1	2	1
M. Washington	130	102	28	9	4.5	39.5	0	0	3	1	1	11
C. Griffin	96	65	31	15	6	40	0	0	1	0	1	8
R. Clark	91	65	26	0	0	0	0	0	1	0	0	0
S. Taylor	89	62	27	0	1	8	4	85	10	2	0	0
L. Marshall	82	52	30	3	1.5	10	0	0	4	1	0	3
S. Springs	69	56	13	1	6	37	5	117	11	0	0	1
R. Wynn	58	38	20	0	3	10	0	0	0	0	0	9
F. Smoot	57	45	12	0	0	0	3	17	12	2	1	0
B. Noble	38	19	19	1	1	7	0	0	0	0	0	0
D. Evans	31	15	16	1	2.5	11	0	0	0	0	0	1
J. Salave'a	30	22	8	5	2	11	0	0	1	0	0	1
M. Bowen	25	19	6	0	2	15	0	0	0	1	0	0
W. Harris	21	12	9	0	0	0	2	31	6	1	0	0
L. Arrington	18	10	8	0	1	10	0	0	1	0	0	0
R. Warner	17	9	8	1	3.5	22.5	1	39	0	1	0	2
A. Lott	13	7	6	0	0	0	0	0	1	0	0	0
C. Clemons	9	6	3	0	3	14	0	0	1	1	0	3
P. Daniels	8	5	3	0	1	6	0	0	1	0	1	3
J. Haley	7	5	2	0	1	0	0	0	0	1	1	1
R. Boschetti	5	2	3	1	0	0	0	0	0	0	0	0
T. Franz	5	3	2	0	0	0	1	22	1	0	0	0
A. Jimoh	5	5	0	0	0	0	0	0	0	0	0	0
G. Wilds	5	4	1	0	0	0	0	0	0	0	0	0
K. Campbell	2	1	1	0	0	0	0	0	0	0	0	0
B. Barnes	1	1	0	1	0	0	0	0	0	0	0	0
P. Dennis	1	1	0	0	0	0	0	0	0	0	0	0
TOTALS	1073	742	331	39	40	245	18	405	56	12	7	44

2004 Season in Review

OWNERSHIP

COACHES

PLAYERS

STATISTICS

RECORDS

HISTORY

SIDELINES

GAME 1

REDSKINS 16 – BUCS 10

September 12, 2004 – FedEx Field (90,096)

	1	2	3	4	OT	F
WAS	7	3	0	6	--	16
BUCS	0	3	7	0	--	10

WAS – C.Portis 64-yd. run (J.Hall kick) (3-69, 1:20)
 WAS – J.Hall 20-yd. field goal (10-32, 4:37)
 TB – M.Gramatica 47-yd. field goal (4-5, 1:35)
 TB – R.Barber 9 yd. fumble return (M.Gramatica kick)
 WAS – J.Hall 30-yd. field goal (6-27, 2:54)
 WAS – J.Hall 34-yd. field goal (10-51, 4:47)

Team Statistics

	WAS	TB
First Downs	13	10
3rd Downs	6-17	3-13
4th Downs	0-0	0-0
Total Yards	291	169
Rushing	166	30
Passing	125	139
Punts-Avg.	7-49.6	9-40.1
Fumbles-Lost	3-1	3-1
Penalties-Yds.	3-23	6-44
Time of Possession	32:47	27:13

Individual Statistics

Rushing

WAS: C.Portis 28-148 (1 TD), L.Betts 5-17, M.Brunell 5-1
 TB: C.Garner 11-25, M.Alstott 4-5

Passing

WAS: M. Brunell 24-13-125, 0 TD, 0 INT, 27 LG
 TB: B. Johnson 37-24-169, 0 TD, 1 INT, 24 LG

Receiving

WAS: R. Gardner 4-61, C. Portis 4-15, L. Coles 3-27,
 C. Cooley 1-16, L. Betts 1-6
 TB: M. Clayton 7-53, T. Brown 4-23, M. Alstott 3-17,
 K. Dilger 3-12, R. Dudley 2-31, B. Schroeder 2-26,
 C. Garner 1-4, J. White 1-3, J. Galloway 1-0

Interceptions

WAS: A. Pierce 1-16
 TB: None

Punt Returns

WAS: C. Morton 3-18 (6 LG)
 TB: B. Schroeder 5-21 (12 LG)

Kickoff Returns

WAS: C. Morton 2-48 (28 LG), M. Sellers 1-15 (15 LG)
 TB: F. Murphy 4-125 (54 LG), B. Schroeder 1-13 (13 LG)

Sacks

WAS: M. Bowen 2.0, L. Arrington 1.0, R. Wynn 0.5, R. Warner 0.5
 TB: None

GAME 2

REDSKINS 14 – GIANTS 20

September 19, 2004 – Giants Stadium (78,767)

	1	2	3	4	OT	F
WAS	7	0	0	7	--	14
NYG	0	20	0	0	--	20

WAS – C. Cooley 2-yd. pass from M. Brunell (J. Hall kick) (10-53, 5:30)
 NYG – T. Carter 38-yd. pass from K. Warner (S. Christie kick) (1-38, 0:08)
 NYG – B. Green 16-yd. fumble return (S. Christie kick)
 NYG – S. Christie 38-yd. field goal (4-6, 1:05)
 NYG – S. Christie 22-yd. field goal (11-72, 2:44)
 WAS – C. Portis 13-yd. pass from P. Ramsey (J. Hall kick) (5-49, 2:14)

Team Statistics

	WAS	NYG
First Downs	20	15
3rd Downs	4-12	1-13
4th Downs	0-1	0-2
Total Yards	322	277
Rushing	108	62
Passing	214	215
Punts-Avg.	4-40.5	6-39.3
Fumbles-Lost	5-3	2-1
Penalties-Yds.	7-50	8-50
Time of Possession	30:05	29:55

Individual Statistics

Rushing

WAS: C. Portis 20-69, M. Brunell 2-27, P. Ramsey 2-17,
 L. Betts 3-11, L. Coles 1-(1-16)
 NYG: T. Barber 18-42, R. Dayne 9-12, T. Carter 1-8

Passing

WAS: M. Brunell 18-10-92, 1 TD, 1 INT, 16 LG
 P. Ramsey 18-9-142, 1 TD, 3 INT, 51 LG
 NYG: K. Warner 33-22-232, 1 TD, 0 INT, 38 LG

Receiving

WAS: L. Coles 9-100, R. Gardner 3-66, C. Cooley 3-14 (1 TD),
 C. Portis 2-29 (1 TD), M. Sellers 1-14, W. Rasby 1-11
 NYG: A. Toomer 6-54, J. Shockey 5-36, I. Hilliard 4-37,
 T. Carter 3-63 (1 TD), T. Barber 2-27, J. Finn 2-15

Interceptions

WAS: None
 NYG: B. Alexander 2-1, F. Robbins 1-13, G. Wilson 1-10

Punt Returns

WAS: C. Morton 3-26 (14 LG)
 NYG: M. Jones 2-22 (15 LG)

Kickoff Returns

WAS: C. Morton 4-112 (49 LG)
 NYG: W. Ponder 2-59 (34 LG), T. Cousin 1-8 (8 LG)

Sacks

WAS: S. Springs 1.0, J. Salave'a 1.0
 NYG: F. Robbins 2.0, W. Joseph 1.0, K. Washington 1.0

GAME 3

REDSKINS 18 – COWBOYS 21

September 27, 2004 – FedEx Field (90,367)

	1	2	3	4	OT	F
WAS	3	7	0	8	0	18
DAL	7	0	7	7	0	21

- DAL – E. George 1-yd. run (B. Cundiff kick) (6-83, 3:30)
 WAS – J. Hall 19-yd. field goal (15-91, 7:36)
 DAL – J. Witten 10-yd. pass from V. Testaverde (B. Cundiff kick) (4-80, 2:18)
 WAS – R. Gardner 1-yd. pass from M. Brunell (J. Hall kick) (14-62, 8:02)
 DAL – T. Glenn 26-yd. pass from R. Anderson (B. Cundiff kick) (5-72, 1:51)
 WAS – R. Gardner 15-yd. pass from M. Brunell (M. Brunell-T. Jacobs pass) (2-64, 0:15)

Team Statistics

	WAS	DAL
First Downs	21	14
3rd Downs	8-18	5-13
4th Downs	0-0	0-0
Total Yards	287	384
Rushing	94	50
Passing	290	237
Punts-Avg.	8-45.0	8-39.3
Fumbles-Lost	2-0	1-0
Penalties-Yds.	7-87	5-40
Time of Possession	35:09	24:51

Individual Statistics

Rushing

- WAS: C. Portis 23-94, M. Brunell 1-0
 DAL: R. Anderson 4-20, E. George 11-19 (1 TD), R. Lee 4-10, D. Barnes 1-2, V. Testaverde 1-(-1)

Passing

- WAS: M. Brunell 43-25-325, 2 TD, 0 INT, 49 LG
 DAL: V. Testaverde 29-14-214, 1 TD, 0 INT, 48 LG
 R. Anderson 1-1-26, 1 TD, 1 INT, 26 LG

Receiving

- WAS: R. Gardner 10-167 (2 TD), L. Coles 5-42, J. Thrash 4-47, C. Portis 3-37, C. Cooley 2-22, R. Royal 1-10
 DAL: A. Bryant 3-63, T. Glenn 3-56 (1 TD), J. Witten 3-22 (1 TD), R. Anderson 2-41, D. Barnes 2-26, K. Johnson 1-23, D. Campbell 1-9

Interceptions

- WAS: None
 DAL: None

Punt Returns

- WAS: C. Morton 3-18 (9 LG)
 DAL: D. Ward 8-67 (13 LG)

Kickoff Returns

- WAS: C. Morton 3-70 (28 LG)
 DAL: J. Reeves 2-41 (27 LG), R. Lee 2-24 (19 LG)

Sacks

- WAS: R. Wynn 1.0
 DAL: T. Dixon 2.0, G. Ellis 2.0, L. Glover 1.0

GAME 4

REDSKINS 13 – BROWNS 17

October 3, 2004 – Browns Stadium (73,348)

	1	2	3	4	OT	F
WAS	3	7	0	3	--	13
CLE	3	0	7	7	--	17

- WAS – J. Hall 31-yd. field goal (13-65, 6:55)
 CLE – P. Dawson 30-yd. field goal (5-41, 2:32)
 WAS – C. Portis 1-yd. run (J. Hall kick) (12-78, 6:33)
 CLE – A. Shea 15-yd. pass from J. Garcia (P. Dawson kick) (4-31, 2:15)
 WAS – J. Hall 26-yd. field goal (9-80, 4:30)
 CLE – L. Suggs 3-yd. run (P. Dawson kick) (9-80, 4:38)

Team Statistics

	WAS	CLE
First Downs	13	14
3rd Downs	1-11	4-14
4th Downs	1-1	0-1
Total Yards	265	280
Rushing	73	96
Passing	192	195
Punts-Avg.	7-48.6	7-41.3
Fumbles-Lost	2-2	2-1
Penalties-Yds.	7-58	8-66
Time of Possession	29:56	30:04

Individual Statistics

Rushing

- WAS: C. Portis 20-58 (1 TD), M. Brunell 3-9, L. Betts 2-6
 CLE: L. Suggs 2-82 (1 TD), W. Green 4-17, T. Smith 1-4, D. Frost 1-1, A. Davis 1-(-3), J. Garcia 3-(-5)

Passing

- WAS: M. Brunell 32-17-192, 0 TD, 0 INT, 45 LG
 CLE: J. Garcia 21-14-195, 1 TD, 0 INT, 37 LG

Receiving

- WAS: L. Coles 7-122, W. Rasby 3-29, R. Gardner 3-19, C. Portis 2-15, J. Thrash 2-7
 CLE: A. Davis 3-93, A. Shea 2-28 (1 TD), T. Smith 2-20, S. Heiden 2-19, Q. Morgan 2-18, D. Northcutt 2-11, L. Suggs 1-6

Interceptions

- WAS: None
 CLE: None

Punt Returns

- WAS: J. Thrash 3-21 (12 LG)
 CLE: D. Northcutt 5-74 (44 LG)

Kickoff Returns

- WAS: J. Thrash 2-31 (16 LG), L. Betts 1-24, M. Sellers 1-12
 CLE: D. Brown 2-55 (25 LG), L. Sanders 1-10

Sacks

- WAS: D. Evans 1.0, R. Warner 1.0, R. Wynn 1.0
 CLE: None

GAME 5

REDSKINS 10 - RAVENS 17

October 10, 2004 - FedEx Field (90,287)

	1	2	3	4	OT	F
WAS	0	10	0	0	--	10
BAL	0	0	14	3	--	17

WAS - J. Hall 26-yd field goal (6-20, 2:58)
 WAS - C. Cooley 7-yd. pass from M. Brunell (J. Hall kick) (2-8, 0:37)
 BAL - E. Reed 22-yd. fumble return (M. Stover kick)
 BAL - B. Sams 78-yd. punt return (M. Stover kick)
 BAL - M. Stover 33-yd. field goal (10-63, 5:21)

Team Statistics

	WAS	BAL
First Downs	9	15
3rd Downs	5-17	5-15
4th Downs	0-0	0-0
Total Yards	232	107
Rushing	52	156
Passing	55	76
Punts-Avg.	9-38.1	6-40.5
Fumbles-Lost	2-1	0-0
Penalties-Yds.	2-22	5-53
Time of Possession	27:55	32:05

Individual Statistics

Rushing

WAS: C. Portis 25-53, L. Betts 1-(-1)
 BAL: J. Lewis 28-116, C. Taylor 7-43, A. Ricard 1-3,
 K. Boller 7-(-6)

Passing

WAS: M. Brunell 29-13-83, 1 TD, 1 INT, 14 LG
 BAL: K. Boller 18-9-81, 0TD, 3 INT, 21 LG

Receiving

WAS: C. Portis 4-16, L. Coles 3-25, T. Jacobs 2-18, C. Cooley
 2-12 (1 TD), R. Gardner 1-9, L. Betts 1-3
 BAL: R. Hymes 2-34, D. Wilcox 2-9, C. Moore 2-9, T. Jones 2-
 8, K. Johnson 1-21

Interceptions

WAS: T. Franz 1-22, F. Smoot 1-17, S. Springs 1-12
 BAL: D. Sanders 1-23

Punt Returns

WAS: C. Morton 2-17 (11 LG)
 BAL: B. Schroeder 5-101 (1 TD) (78 LG)

Kickoff Returns

WAS: C. Morton 1-24, J. Molinaro 1-5
 BAL: B. Sams 3-51 (22 LG)

Sacks

WAS: A. Pierce 1.0, S. Springs 1.0
 BAL: T. Suggs 2.0, E. Reed 1.0

GAME 6

REDSKINS 13 - BEARS 10

October 17, 2004 - Soldier Field (61,945)

	1	2	3	4	OT	F
WAS	3	7	0	3	--	13
CHI	0	7	0	3	--	10

WAS - O. Kimrin 41-yd. field goal (8-30, 3:16)
 WAS - R. Gardner 18-yd. pass from M. Brunell (O. Kimrin kick)
 (8-79, 4:11)
 CHI - J. Azumah 70-yd. interception return (P. Edinger kick)
 WAS - O. Kimrin 26-yd. field goal (9-73, 4:43)
 CHI - P. Edinger 46-yd. field goal (10-46, 6:03)

Team Statistics

	WAS	CHI
First Downs	18	9
3rd Downs	6-18	1-13
4th Downs	0-0	0-1
Total Yards	311	160
Rushing	218	126
Passing	93	34
Punts-Avg.	9-43.0	10-44.6
Fumbles-Lost	0-0	0-0
Penalties-Yds.	5-39	7-65
Time of Possession	34:01	25:59

Individual Statistics

Rushing

WAS: C. Portis 36-171, L. Betts 6-30, M. Brunell 5-17
 CHI: T. Jones 24-97, J. Quinn 2-32, A. Thomas 1-1,
 B. Wadw 1-(-4)

Passing

WAS: M. Brunell 22-8-95, 1 TD, 1 INT, 21 LG
 CHI: J. Quinn 22-10-65, 0 TD, 1 INT, 16 LG

Receiving

WAS: L. Coles 4-52, R. Gardner 20-20 (1 TD), W. Rasby 1-12,
 C. Portis 1-11
 CHI: B. Wade 4-17, T. Jones 2-22, D. Terrell 1-10,
 J. Gage 1-9, B. Berrian 1-6, B. Johnson 1-1

Interceptions

WAS: S. Taylor 1-45
 CHI: J. Azumah 1-70 (1 TD)

Punt Returns

WAS: C. Morton 2-1 (4 LG)
 CHI: R. McQuarters 7-58 (35 LG), B. Gray 1-9 (9 LG)

Kickoff Returns

WAS: C. Morton 3-58 (23 LG)
 CHI: B. Berrian 2-49 (29 LG), J. Azumah 2-41 (21 LG)

Sacks

WAS: C. Griffin 2.0, S. Springs 1.0, S. Taylor 1.0
 CHI: B. Urlacher 1.0

GAME 7

REDSKINS 14- PACKERS 28

October 31, 2004 - FedEx Field (89,295)

	1	2	3	4	OT	F
WAS	0	7	0	7	--	14
GB	3	14	3	8	--	28

- GB - R.Longwell 37-yd. field goal (11-69, 5:22)
 GB - A.Green 1-yd. run (R.Longwell kick) (9-75, 3:42)
 GB - J. Walker 9-yd. pass from B.Favre (R.Longwell kick) (5-76, 2:49)
 WAS - R.Gardner 12-yd. pass from M.Brunell (O.Kimrin kick) (7-24, 3:01)
 GB - R.Longwell 39-yd. field goal (7-23, 2:11)
 WAS - R.Gardner 12-yd. pass from M.Brunell (O.Kimrin kick) (2-17, 0:17)
 GB - A.Green 11-yd.run (B.Favre to R.Ferguson pass) (4-36, 0:41)

Team Statistics

	WAS	GB
First Downs	20	20
3rd Downs	1-10	6-13
4th Downs	1-1	0-0
Total Yards	272	361
Rushing	81	88
Passing	191	273
Punts-Avg.	6-38.8	3-44.0
Fumbles-Lost	0-0	2-1
Penalties-Yds.	10-82	9-73
Time of Possession	30:17	29:43

Individual Statistics

Rushing

- WAS: C. Portis 17-70, R. Gardner 1-6, M. Brunell 1-5
 GB: A. Green 24-70 (2 TD), N. Davenport 4-18

Passing

- WAS: M. Brunell 45-25-218, 2 TD, 2 INT, 23 LG
 R. Gardner 1-0-0, 0 TD, 0 INT
 GB: B. Favre 33-20-289, 1 TD, 3 INT, 48 LG

Receiving

- WAS: L. Coles 7-84, C. Portis 7-17, T. Jacobs 5-30, R. Gardner 3-41 (2 TD), C. Cooley 2-23, R. Royal 1-23
 GB: J. Walker 5-57 (1 TD), A. Green 4-73, W. Henderson 4-17, D. Driver 2-48, R. Ferguson 1-48, D. Martin 1-25, N. Luchey 1-11, B. Franks 1-7, T. Fisher 1-3

Interceptions

- WAS: S. Springs 2-57, F. Smoot 1-0
 GB: A. Harris 1-29, B. Jue 1-23

Punt Returns

- WAS: J. Thrash 2-17 (11 LG)
 GB: A. Chatman 3-30 (15 LG)

Kickoff Returns

- WAS: L. Betts 2-57 (35 LG), C. Morton 2-46 (29 LG), J. Thrash 1-22 (22 LG)
 GB: N. Davenport 2-49 (26 LG)

Sacks

- WAS: M. Washington 1.0
 GB: A. Kampman 1.0, A. Carroll 1.0, K. Gbaja-Biamila 1.0, C. Jenkins 1.0

GAME 8

REDSKINS 17 - LIONS 10

November 7, 2004 - Ford Field (82,657)

	1	2	3	4	OT	F
WAS	0	3	14	0	--	17
DET	0	3	0	7	0--	10

- WAS - O.Kimrin 24-yd. field goal (10-36, 6:10)
 DET - J.Hanson 40-yd. field goal (7-75, 0:40)
 WAS - L.Coles 15-yd. pass from C.Portis (O.Kimrin kick) (7-71, 4:35)
 WAS - W.Harris 13-yd. return of blocked punt (O.Kimrin kick)
 DET - C.Schlesinger 1-yd. pass from J.Harrington (J.Hanson kick) (8-66, 2:29)

Team Statistics

	WAS	DET
First Downs	15	21
3rd Downs	3-14	5-18
4th Downs	0-0	2-3
Total Yards	229	322
Rushing	156	64
Passing	73	258
Punts-Avg.	9-47.9	10-34.7
Fumbles-Lost	0-0	0-0
Penalties-Yds.	7-75	4-40
Time of Possession	30:31	29:29

Individual Statistics

Rushing

- WAS: C. Portis 34-147, L. Betts 5-19, R. Gardner 1-(10)
 DET: S. Bryson 6-21, K. Jones 12-20, J. Harrington 2-14, A. Pinner 2-7, C. Schlesinger 1-2, A. Hakim 1-0

Passing

- WAS: M. Brunell 17-6-58, 0 TD, 0 INT, 13 LG
 C. Portis 1-1-15, 1 TD, 0 INT, 15 LG
 DET: J. Harrington 52-26-269, 1 TD, 1 INT, 37 LG

Receiving

- WAS: L. Coles 4-46 (1 TD), B. Kozlowski 1-13, C. Portis 1-11, L. Betts 1-3
 DET: A. Hakim 7-120, R. Swinton 5-45, S. Bryson 4-28, R. Williams 3-33, S. Alexander 2-19, C. Schlesinger 2-7, C. Fitzsimmons 1-14, K. Jones 1-3, A. Pinner 1-0

Interceptions

- WAS: F. Smoot 1-0
 DET: None

Punt Returns

- WAS: J. Thrash 2-46 (43 LG)
 DET: E. Drummond 5-21 (9 LG)

Kickoff Returns

- WAS: J. Thrash 1-20 (20 LG), B. Kozlowski 1-4 (4 LG)
 DET: E. Drummond 3-57 (29 LG)

Sacks

- WAS: C. Griffin 2.0
 DET: None

GAME 9

REDSKINS 10 – BENGALS 17

November 14, 2004 – FedEx Field (87,786)

	1	2	3	4	OT	F
WAS	0	0	0	10	--	10
CIN	7	10	0	0	--	17

- CIN – R. Johnson 1-yd. run (S. Graham kick) (8-47, 4:27)
 CIN – T. Stewart 1-yd. pass from C. Palmer (S. Graham kick) (13-63, 5:46)
 CIN – S. Graham 41-yd. field goal (8-40, 3:25)
 WAS – O. Kimrin 33-yd. field goal (12-65, 4:59)
 WAS – C. Cooley 9-yd. pass from P. Ramsey (O. Kimrin kick) (7-66, 2:10)

Team Statistics

	WAS	CIN
First Downs	17	19
3rd Downs	4-16	8-17
4th Downs	0-2	0-1
Total Yards	268	316
Rushing	87	99
Passing	181	217
Punts-Avg.	6-42.5	6-39.7
Fumbles-Lost	1-0	1-1
Penalties-Yds.	7-50	5-50
Time of Possession	27:10	32:50

Individual Statistics

Rushing

- WAS: C. Portis 17-81, M. Brunell 2-3, P. Ramsey 1-3
 CIN: R. Johnson 31-102 (1 TD), T. Houshmandzadeh 1-0, C. Palmer 2(-3)

Passing

- WAS: P. Ramey 37-18-210, 1 TD, 2 INT, 27 LG
 M. Brunell 8-1-6, 0 TD, 1 INT, 6 LG
 R. Gardner 1-0-0, 0 RTD, 0 INT
 CIN: C. Palmer 39-24-217, 1 TD, 2 INT, 34 LG

Receiving

- WAS: L. Coles 6-74, T. Jacobs 4-37, C. Portis 4-32,
 D. McCants 2-46, R. Gardner 2-18, C. Cooley 1-9 (1 TD)
 CIN: T. Houshmandzadeh 7-59, C. Johnson 6-89,
 K. Washington 4-23, K. Walter 2-23, K. Watson 2-19,
 T. Stewart 2-4, J. Johnson 1-0

Interceptions

- WAS: W. Harris 1-31, S. Taylor 1-0
 CIN: B. Simmons 1-11, T. James 1-1, K. Herring 1-0

Punt Return

- WAS: J. Thrash 4-35 (11 LG)
 CIN: D. O'Neal 4-8 (5 LG)

Kickoff Return

- WAS: J. Thrash 3-46 (18 LG), L. Betts 1-18 (18 LG)
 CIN: D. O'Neal 1-15 (15 LG), K. Watson 1-14 (14 LG)

Sacks

- WAS: None
 CIN: L. Johnson 1.0, R. Geathers 1.0, L. Moore 1.0,
 J. Smith 1.0, D. Clemons 1.0

GAME 10

REDSKINS 6 – EAGLES 28

November 21, 2003 – Lincoln Financial Field (67,720)

	1	2	3	4	OT	F
WAS	3	3	0	0	--	6
PHI	7	0	7	14	--	28

- WAS – O. Kimrin 35-yd. field goal (12-61, 7:01)
 PHI – C. Lewis 2-yd. pass from D. McNabb (D. Akers kick) (13-67, 7:23)
 WAS – O. Kimrin 24-yd. field goal (13-63, 3:14)
 PHI – T. Owens 10-yd. pass from D. McNabb (D. Akers kick) (10-80, 5:12)
 PHI – B. Westbrook 1-yd. pass from D. McNabb (D. Akers kick) (9-62, 4:05)
 PHI – B. Westbrook 14-yd. pass from D. McNabb (D. Akers kick) (2-32, 0:50)

Team Statistics

	WAS	PHI
First Downs	15	20
3rd Downs	3-12	9-15
4th Downs	0-1	0-0
Total Yards	213	334
Rushing	51	126
Passing	162	208
Punts-Avg.	5-53.8	3-44.0
Fumbles-Lost	0-0	1-1
Penalties-Yds.	12-115	9-69
Time of Possession	28:29	31:31

Individual Statistics

Rushing

- WAS: C. Portis 17-37, L. Betts 5-14, P. Ramsey 1-0
 PHI: B. Westbrook 12-63, D. McNabb 5-34, D. Levens 7-19, T. Tapeh 4-14, K. Delmer 3(-4)

Passing

- WAS: P. Ramsey 34-21-162, 0 TD, 1 INT, 15 LG
 PHI: D. McNabb 26-18-222, 4 TD, 1 INT, 46 LG
 K. Delmer 1-0-0, 0 TD, 0 INT

Receiving

- WAS: L. Betts 6-39, R. Gardner 4-35, L. Coles 4-34, C. Cooley 2-22,
 J. Thrash 2-19, D. McCants 2-17, C. Portis 1(-4)
 PHI: T. Pinkston 5-106, B. Westbrook 5-42 (2 TD), L. Smith 3-20, T. Owens 2-24 (1 TD), C. Lewis 2-17 (1 TD), F. Mitchell 1-13

Interceptions

- WAS: S. Taylor 1-10
 PHI: I. Reese 1-7

Punt Returns

- WAS: J. Thrash 0-0
 PHI: L. Sheppard 1-39 (39 LG), B. Westbrook 1-14 (14 LG)

Kickoff Returns

- WAS: L. Betts 4-98 (27 LG), M. Sellers 1-17 (17 LG)
 PHI: R. Hood 2-35 (26 LG)

Sacks

- WAS: B. Noble 1.0, J. Salave'a 1.0, R. Wynn 1.0, J. Haley 1.0
 PHI: J. Kearse 1.0

GAME 11

REDSKINS 7 – STEELERS 16

November 28, 2004 – Heinz Field (64,350)

	1	2	3	4	OT	F
WAS	0	0	7	0	--	7
PIT	3	10	0	3	--	16

- PIT – J.Reed 33-yd. field goal (4-2, 1:29)
 PIT – J.Bettis 4-yd. run (J.Reed kick) (6:39, 2:57)
 PIT – J.Reed 36-yd. field goal (12:57, 6:01)
 WAS – C.Cooley 2-yd. pass from P.Ramsey (J.Hall kick) (13:79, 6:12)
 PIT – J.Reed 32-yd. field goal (11:71, 5:23)

Team Statistics

	WAS	PIT
First Downs	10	15
3rd Downs	2-13	4-15
4th Downs	2-4	0-0
Total Yards	156	207
Rushing	51	107
Passing	105	100
Punts-Avg.	7-46.0	6-38.5
Fumbles-Lost	1-0	0-0
Penalties-Yds.	6-68	6-59
Time of Possession	25:44	34:16

Individual Statistics

Rushing

- WAS: L. Betts 8-34, C. Portis 6-17
 PIT: J. Bettis 31-100 (1 TD), B. Roethlisberger 6-4,
 V. Haynes 1-3

Passing

- WAS: P. Ramsey 34-19-138, 1 TD, 1 INT, 20 LG
 R. Gardner 1-0-0, 0 TD, 0 INT
 PIT: B. Roethlisberger 20-9-131, 0 TD, 0 INT, 27 LG

Receiving

- WAS: C. Cooley 7-31 (1 TD), L. Coles 6-55, L. Betts 3-35,
 R. Gardner 1-11, R. Royal 1-6, C. Portis 1-0
 PIT: H. Ward 3-42, A. Randle El 2-37, V. Haynes 2-24, J.
 Bettis 1-20, S. Morey 1-8

Interceptions

- WAS: None
 PIT: D. Townsend 1-15

Punt Returns

- WAS: J. Thrash 4-22 (8 LG)
 PIT: A. Randle El 6-111 (60 LG)

Kickoff Returns

- WAS: L. Betts 5-74 (23 LG)
 PIT: R. Colclough 1-22 (22 LG), I. Taylor 1-21 (21 LG)

Sacks

- WAS: M. Washington 2.0, C. Clemons 1.0, L. Marshall 1.0
 PIT: C. Haggans 2.0, J. Porter 2.0, J. Farrior 1.0

GAME 12

REDSKINS 31 – GIANTS 7

December 5, 2004 – FedEx Field (87,872)

	1	2	3	4	OT	F
WAS	7	14	3	7	--	31
NYG	0	0	7	0	--	7

- WAS – C.Portis 1-yd. run (J.Hall kick) (13-93, 7:15)
 WAS – C.Portis 4-yd. pass from P.Ramsey (J.Hall kick) (10-91, 6:08)
 WAS – R.Royal 9-yd. pass from P.Ramsey (J.Hall kick) (5-31, 2:21)
 WAS – J.Hall 46-yd. field goal (8-33, 3:42)
 NYG – D.Ward 92-yd. kickoff return (S.Christie kick) (0-0, 0:13)
 WAS – C.Cooley 6-yd. pass from P.Ramsey (J.Hall kick) (14-72, 8:43)

Team Statistics

	WAS	NYG
First Downs	27	7
3rd Downs	4-9	1-9
4th Downs	0-0	0-2
Total Yards	379	145
Rushing	211	38
Passing	168	107
Punts-Avg.	4-44.3	5-31.2
Fumbles-Lost	0-0	1-0
Penalties-Yds.	8-66	7-40
Time of Possession	40:29	19:31

Individual Statistics

Rushing

- WAS: C. Portis 31-148 (1 TD), L. Betts 11-64, P. Ramsey 3-(1)
 NYG: T. Barber 15-38

Passing

- WAS: P. Ramsey 22-19-174, 3 TD, 0 INT, 20 LG
 NYG: E. Manning 25-12-113, 0 TD, 0 INT, 48 LG

Receiving

- WAS: L. Coles 6-60, C. Cooley 3-21 (1 TD), C. Portis 3-14
 (1 TD), J. Thrash 2-27, R. Gardner 2-27, R. Royal 1-9 (1
 TD), B. Kozlowski 1-8, D. McCant 1-8
 NYG: J. Shockey 3-23, I. Hilliard 3-13, J. Finn 3-11, A. Toomer
 2-59, R. Dayne 1-7

Interceptions

- WAS: None
 NYG: None

Punt Returns

- WAS: J. Thrash 1-5 (5 LG)
 NYG: M. Jones 2-24 (21 LG)

Kickoff Returns

- WAS: J. Thrash 1-31 (31 LG), L. Betts 1-20 (20 LG)
 NYG: D. Ward 6-194 (1 TD) (92 LG)

Sacks

- WAS: P. Daniels 1.0
 NYG: W. Joseph 1.0

GAME 13

REDSKINS 14 – EAGLES 17

December 12, 2004 – FedEx Field (90,089)

	1	2	3	4	OT	F
WAS	7	0	0	7	--	14
PHI	7	0	10	0	--	17

- WAS– C.Portis 5-yd. run (J.Hall kick) (2-7, 0:46)
 PHI– L.Smith 2-yd. pass from D.McNabb (D.Ackers kick) (5-66, 1:25)
 PHI– D.Akers 38-yd. field goal (8-45, 4:17)
 PHI– D.Levens 1-yd. run (D.Akers kick) (7-68, 2:25)
 WAS– C.Portis 2-yd. run (J.Hall kick) (4-51, 1:32)

Team Statistics

	WAS	PHI
First Downs	19	15
3rd Downs	5-16	3-13
4th Downs	0-1	0-0
Total Yards	312	312
Rushing	88	67
Passing	224	245
Punts-Avg.	9-40.9	7-43.1
Fumbles-Lost	1-0	2-1
Penalties-Yds.	12-137	5-41
Time of Possession	33:57	26:03

Individual Statistics

Rushing

- WAS: C. Portis 23-80 (2 TD), L. Betts 3-8
 PHI: B. Westbrook 12-59, D. McNabb 2-8, D. Levens 3-0 (1 TD)

Passing

- WAS: P. Ramsey 45-29-251, 0 TD, 1 INT, 31 LG
 PHI: D. McNabb 38-21-260, 1 TD, 1 INT, 80 LG

Receiving

- WAS: L. Coles 12-100, C. Cooley 5-75, R. Gardner 4-25, C. Portis 4-22, J. Thrash 2-22, L. Betts 1-6, R. Royal 1-1
 PHI: B. Westbrook 6-59, T. Owens 6-46, T. Pinkston 3-99, G. Lewis 2-29, L. Smith 2-12 (1 TD), D. Levens 1-13, F. Mitchell 1-2

Interceptions

- WAS: S. Springs 1-10
 PHI: B. Dawkins 1-0

Punt Returns

- WAS: J. Thrash 3-16 (10 LG)
 PHI: D. Wynn 5-81 (30 LG)

Kickoff Returns

- WAS: L. Betts 4-137 (70 LG)
 PHI: J. Reed 3-45 (20 LG)

Sacks

- WAS: C. Clemons 1.0, R. Warner 1.0
 PHI: H. Douglas 1.0, S. Rayburn 1.0, D. Walker 1.0

GAME 14

REDSKINS 26 – 49ERS 16

December 18, 2004 – Monster Park (65,710)

	1	2	3	4	OT	F
WAS	7	16	3	0	--	26
SF	7	2	0	7	--	16

- WAS– R.Royal 12-yd. pass from P.Ramsey (J.Chandler kick) (10-72, 5:46)
 SF– B.Lloyd 17-yd. pass from K.Dorsey (T.Peterson kick) (9-71, 4:24)
 WAS– J.Chandler 49-yd. field goal (9-28, 3:08)
 WAS– J.Chandler 25-yd. field goal (8-56, 4:00)
 WAS– J.Chandler 20-yd. field goal (4-7, 2:04)
 SF– T.Tupa tackled in end zone for a Safety
 WAS– A.Pierce 78-yd. interception return (J.Chandler kick)
 WAS– J.Chandler 26-yd. field goal (15-78, 9:19)
 SF– C.Conway 11-yd. pass from K.Dorsey (T.Peterson kick) (10-66, 4:56)

Team Statistics

	WAS	SF
First Downs	17	15
3rd Downs	7-16	3-13
4th Downs	0-0	1-2
Total Yards	337	254
Rushing	128	55
Passing	209	199
Punts-Avg.	5-36.8	7-38.7
Fumbles-Lost	1-1	1-0
Penalties-Yds.	11-93	5-45
Time of Possession	36:59	23:01

Individual Statistics

Rushing

- WAS: C. Portis 25-110, R. Gardner 1-11, L. Betts 3-8, P. Ramsey 1-(-1)
 SF: M. Hicks 11-37, K. Barlow 6-18, K. Dorsey 1-0

Passing

- WAS: P. Ramsey 27-18-214, 1 TD, 0 INT, 39 LG
 SF: K. Dorsey 38-20-206, 2 TD, 4 INT, 18 LG

Receiving

- WAS: R. Gardner 6-111, L. Coles 4-39, C. Cooley 3-21, C. Portis 3-20, R. Royal 1-12 (1 TD), L. Betts 1-11
 SF: E. Johnson 8-73, B. Lloyd 4-51 (1 TD), C. Wilson 3-40, C. Conway 3-24 (1 TD), M. Hicks 2-18

Interceptions

- WAS: A. Pierce 1-78 (1 TD), R. Warner 1-39, S. Taylor 1-30, W. Harris 1-0
 SF: None

Punt Returns

- WAS: A. Brown 3-8 (4 LG)
 SF: C. Wilson 1-13 (13 LG)

Kickoff Returns

- WAS: L. Betts 2-42 (24 LG)
 SF: C. Wilson 4-102 (36 LG), A. Battle 2-38 (20 LG), J. Williams 1-15 (15 LG), M. Hicks 1-10 (10 LG)

Sacks

- WAS: C. Griffin 1.0
 SF: T. Brown 0.5, T. Parrish 0.5

GAME 15

REDSKINS 10 – COWBOYS 13

December 26, 2004 – Texas Stadium (63,705)

	1	2	3	4	OT	F
WAS	3	0	0	7	--	10
DAL	0	6	0	7	--	13

- WAS– J.Chandler 25-yd. field goal (7-16, 1:58)
 DAL– B.Cundiff 26-yd. field goal (13-73, 8:10)
 DAL– B.Cundiff 23-yd. field goal (12-42, 3:13)
 WAS – R.Royal 5-yd. pass from P.Ramsey (J.Chandler kick) (13-80, 7:21)
 DAL – P.Crayton 39-yd. pass from V.Testaverde (B.Cundiff kick) (9-75, 0:55)

Team Statistics

	WAS	DAL
First Downs	15	21
3rd Downs	4-11	5-17
4th Downs	0-0	3-4
Total Yards	233	306
Rushing	84	89
Passing	149	217
Punts-Avg.	5-44.0	5-47.0
Fumbles-Lost	1-1	1-1
Penalties-Yds.	8-67	1-13
Time of Possession	27:18	32:42

Individual Statistics

Rushing

- WAS: L. Betts 13-43, C. Portis 10-32, L. Coles 1-7, P. Ramsey 1-2
 DAL: J. Jones 22-57, V. Testaverde 3-14, R. Anderson 2-12, E. George 3-6

Passing

- WAS: P. Ramsey 29-19-158, 1 TD, 2 INT, 32 LG
 DAL: V. Testaverde 39-23-234, 1 TD, 1 INT, 39 LG

Receiving

- WAS: L. Coles 7-53, R. Gardner 5-31, C. Cooley 3-24, T. Jacobs 2-37, B. Kozlowski 108, R. Royal 1-5 (1 TD)
 DAL: K. Johnson 9-84, J. Witten 6-50, P. Caryton 2-54 (1 TD), D. Barnes 2-22, J. Jones 2-10, Q. Morgan 1-7, R. Anderson 1-7

Interceptions

- WAS: S. Springs 1-38
 DAL: L. Scott 1-2, T. Newman 1-(-1)

Punt Returns

- WAS: A. Brown 4-59 (39 LG)
 DAL: L. Frazier 3-20 (10 LG)

Kickoff Returns

- WAS: L. Betts 3-58 (25 LG)
 DAL: T. Copper 2-26 (16 LG), J. Reeves 1-19 (19 LG)

Sacks

- WAS: S. Springs 2.0, C. Clemons 1.0, R. Warner 1.0, M. Washington 1.0
 DAL: L. Glover 2.0

GAME 16

REDSKINS 21– VIKINGS 18

January 2, 2005 – FedEx Field (76,876)

	1	2	3	4	OT	F
WAS	7	7	0	7	--	21
MIN	0	3	7	8	--	18

- WAS– C.Cooley 6-yd. pass from P.Ramsey (J.Chandler kick) (8-32, 4:19)
 MIN– M.Andersen 23-yd. field goal (14-67, 7:32)
 WAS – R.Royal 4-yd. pass from P.Ramsey (J.Chandler kick) (11-64, 5:55)
 MIN – R.Moss 28-yd. pass from D.Culpepper (M.Andersen kick) (5-61, 2:49)
 WAS – L.Betts 1-yd. run (J.Chandler kick) (5-71, 2:30)
 MIN – M.Robinson 38-yd. pass from D.Culpepper (D.Culpepper-O.Smith pass) (9-80, 1:56)

Team Statistics

	WAS	MIN
First Downs	20	21
3rd Downs	7-11	7-15
4th Downs	0-0	1-1
Total Yards	318	320
Rushing	117	52
Passing	201	268
Punts-Avg.	4-37.5	6-41.5
Fumbles-Lost	1-1	0-0
Penalties-Yds.	3-13	7-49
Time of Possession	30:16	29:44

Individual Statistics

Rushing

- WAS: L. Betts 26-118 (1 TD), L. Coles 1-6, R. Cartwright 2-0, P. Ramsey 1-(-1), T. Jacobs 1-(-6)
 MIN: D. Culpepper 2-14, M. Bennett 8-19, O. Smith 5-5, M. Williams 3-4

Passing

- WAS: P. Ramsey 26-17-216, 2 TD, 1 INT, 45 LG
 MIN: D. Culpepper 44-27-299, 2 TD, 0 INT, 38 LG

Receiving

- WAS: J. Thrash 5-81, J. Jacobs 3-56, L. Coles 3-37, C. Cooley 3-24 (1 TD), R. Gardner 1-9, L. Betts 1-5, R. Royal 1-4 (1 TD)
 MIN: J. Wiggins 5-78, R. Moss 5-66 (1 TD), N. Burleson 4-49, O. Smith 4-43, M. Robinson 3-51 (1 TD), M. Bennett 3-24, M. Williams 1-8

Interceptions

- WAS: None
 PHI: K. Williams 1-7

Punt Returns

- WAS: A. Brown 3-22 (9 LG)
 MIN: N. Burleson 2-14 (8 LG)

Kickoff Returns

- WAS: A. Brown 1-66 (66 LG), J. Thrash 1-36 (36 LG), M. Sellers 1-12 (12 LG)
 MIN: K. Campbell 2-43 (22 LG), M. Moore 2-42 (24 LG)

Sacks

- WAS: D. Evans 1.5, C. Griffin 1.0, S. Springs 1.0, L. Marshall 0.5
 MIN: K. Williams 2.0, K. Newman 1.0



2004 NFL FINAL STANDINGS

American Football Conference

	Eastern Division			Pts	Opp
	W	L	T		
New England	14	2	0	437	260
NY Jets	10	6	0	333	261
Buffalo	9	7	0	395	284
Miami	4	12	0	275	354

	Northern Division			Pts	Opp
	W	L	T		
Pittsburgh	15	1	0	372	251
Baltimore	9	7	0	317	268
Cincinnati	8	8	0	374	372
Cleveland	4	12	0	276	390

	Western Division			Pts	Opp
	W	L	T		
San Diego	12	4	0	446	313
Denver	10	6	0	381	304
Kansas City	7	9	0	483	485
Oakland	5	11	0	320	442

	Southern Division			Pts	Opp
	W	L	T		
Indianapolis	12	4	0	522	351
Jacksonville	9	7	0	261	280
Houston	7	9	0	309	339
Tennessee	5	11	0	344	439

National Football Conference

	Eastern Division			Pts	Opp
	W	L	T		
Philadelphia	13	3	0	386	260
NY Giants	6	10	0	303	347
Dallas	6	10	0	293	405
Washington	6	10	0	240	265

	Northern Division			Pts	Opp
	W	L	T		
Green Bay	10	6	0	424	380
Minnesota	8	8	0	405	395
Detroit	6	10	0	296	350
Chicago	5	11	0	231	331

	Western Division			Pts	Opp
	W	L	T		
Seattle	9	7	0	371	373
St. Louis	8	8	0	319	392
Arizona	6	10	0	284	322
San Francisco	2	14	0	259	452

	Southern Division			Pts	Opp
	W	L	T		
Atlanta	11	5	0	340	337
New Orleans	8	8	0	348	405
Carolina	7	9	0	355	339
Tampa Bay	5	11	0	301	304

2004 NFL Post-Season Results

Home team in CAPS

AFC Wild Card Playoff Games

NY Jets 20, SAN DIEGO 17
INDIANAPOLIS 49, Denver 24

AFC Divisional Playoff Games

PITTSBURGH 20, NY Jets 17 (OT)
NEW ENGLAND 20, Indianapolis 3

AFC Conference Championship

New England 41, PITTSBURGH 27

NFC Wild Card Playoff Games

St. Louis 27, SEATTLE 20
Minnesota 31, GREEN BAY 17

NFC Divisional Playoff Games

ATLANTA 47, St. Louis 17
PHILADELPHIA 27, Minnesota 14

NFC Conference Championship

PHILADELPHIA 27, Atlanta 10

SUPER BOWL XXXVIII


At ALLTEL Stadium, Jacksonville, FL
New England (AFC) 24, Philadelphia (NFC) 21

AFC-NFC Pro Bowl

At Aloha Stadium, Honolulu, Hawaii
AFC 38, NFC 27

1994

The '94 season marked the NFL's 75th anniversary. To help celebrate this milestone, most teams wore special 'throwback' uniforms commissioned by the NFL. The '94 Redskins home uniform honored the Redskins uniform as worn by the NFL Champions in 1937. The 1994 helmet has no logo whatsoever, correctly copying the 1937 helmet.



Records & History

Team Records

GAMES WON

Most Consecutive Games Won

141942-43 (includes playoffs)
111991
111983 (includes playoffs)

Most Games Won, Season

141983
141991
121986

Most Games Won, Season (Including Playoffs)

171991
161983
141997
141986

Most Consecutive Games, Without Defeat

17 (16 wins, 1 tie)1942-43 (includes playoffs)
---------------------	----------------------------------

GAMES LOST

Most Consecutive Games Lost

171960-61
81935
81950

Most Games Lost, Season

131994
121961
121993

Most Consecutive Games Without Victory

23 (20 losses, 3 ties)1960-61
------------------------	--------------

SCORING

Most Points, Season

5411983
4851991
4431999

Fewest Points, Season

551932
651935
1031933

Most Points, Game

72vs Giants11/27/66
59vs Yanks10/31/48
56vs Falcons1/10/91

Most Points, Both Teams, Game

113Redskins (72) vs Giants (41)11/27/66*
95Redskins (47) vs Packers (48)10/17/83
87Redskins (42) vs Eagles (45)09/28/47
87Redskins (42) vs Cards (45)11/22/98

Most Points Overcome to Win Game

21vs Cowboys09/28/65
	(trailed 0-21, won 34-31)	
18vs Giants12/02/73
	(trailed 3-21, won 27-24)	
17vs Detroit11/04/90
	(trailed 21-38, won 41-38 in overtime)	
17vs Falcons09/14/03
	(trailed 0-17, won 33-31)	

Most Points Overcome to Tie Game

21vs Eagles12/03/67
	(trailed 14-35, tied 35-35)	

Most Points, Opponent, Overcome to Win Game

24vs Eagles10/27/46
	(led 24-0, lost 24-28)	
21vs Cowboys09/12/99
	(led 35-14, lost 35-41)	
20vs Cowboys09/05/83
	(led 23-3, lost 30-31)	
20vs Eagles09/17/87
	(led 27-7, lost 37-42)	

Most Points, One Half

43vs Lions (2nd)11/14/48
38vs Giants (2nd)11/27/66
38vs Rams (1st)01/01/84*
38vs Cardinals (1st)11/09/58
36vs Cardinals (2nd)11/22/98

Most Points, Both Teams, One Half

65Redskins (38) vs Giants (27)11/27/66
	2nd Half	
55Redskins (13) vs Bears (42)10/26/47
	2nd Half	
52Redskins (28) vs Panthers (24)10/03/99
	1st Half	
52Redskins (14) vs Cardinals (38)10/22/50
	1st Half	
52Redskins (31) vs Eagles (21)10/01/55
	2nd Half	

Most Points, One Quarter

35vs Broncos (2nd)01/31/88*
28vs Eagles (3rd)10/01/55
28vs Giants (2nd)09/28/75
28vs Falcons (2nd)11/03/85
28vs Eagles (2nd)10/03/99
28vs Cardinals (4th)11/06/83

Most Points, Both Teams, One Quarter

42Redskins (21) vs Eagles (21)11/27/83
	2nd Quarter	
42Redskins (28) vs Eagles (14)10/01/55
	3rd Quarter	
38Redskins (17) vs Falcons (21)09/14/03
	2nd Quarter	

Fewest Points, Both Teams, Game

04 Times
	(Last Time vs Giants 10/01/39)

*NFL Record *Playoffs

Largest Margin of Victory

45	vs Lions	09/01/91
44	vs Rams	01/01/84*
42	vs Bears	12/15/74
42	vs Brooklyn	11/21/39

Largest Margin of Defeat

73	vs Bears	12/08/40*
59	vs Browns	11/07/54
53	vs Giants	11/05/61

Most Touchdowns, Season

63	1983
56	1991
54	1999

Fewest Touchdowns, Season

6	1932
---	------

Most Touchdowns, Game

10	vs Giants	11/27/66*
8	vs Falcons	11/10/91
8	vs Yanks	10/31/48

Most Touchdowns, Both Teams, Game

16	Redskins (10) vs Giants (6)	11/27/66*
12	Redskins (6) vs Eagles (6)	09/28/47
11	Redskins (0) vs Bears (11)	12/08/40*
11	Redskins (6) vs Packers (5)	10/17/93
11	Redskins (5) vs Eagles (6)	09/17/89

POINTS AFTER TOUCHDOWNS**Most PATs, Season**

62	1983
56	1991
49	1999

Most PATs, Game

9	vs Giants	11/27/66
8	vs Falcons	11/10/91
8	vs Yanks	10/31/48

Most PATs, Both Teams, Game

14	Redskins (9) vs Giants (5)	11/27/66*
----	----------------------------	-----------

FIELD GOALS**Seasons Leading League, Field Goals**

8	most recently 1992
---	--------------------

Most Field Goal Attempts, Season

49	1971*
47	1983
43	1991

Fewest Field Goal Attempts, Season

5	1940
---	------

Most Field Goal Attempts, Game

7	vs Oilers	10/10/71
6, many times	vs Eagles	12/22/91

Most Field Goal Attempts, Both Teams, Game

11	Redskins (6) vs Bears (5)	11/14/71*
11	Redskins (6) vs Giants (5)	11/14/76*

Most Field Goals, Season

33	1983
31	1991
30	1990
30	1992

Fewest Field Goals, Season

0	1932
0	1935

Most Field Goals, Game

5, many times	vs Vikings	10/25/92
---------------	------------	----------

Most Field Goals, Both Teams, Game

8	Redskins (5) vs Bears (3)	11/14/71
---	---------------------------	----------

Most Consecutive Games, Scoring Field Goals

28	1988-90
----	---------

SAFETIES**Most Safeties, Season**

3	1989
---	------

Most Safeties, Game

1, many times	vs Falcons	09/14/03
---------------	------------	----------

Most Safeties Allowed, Game

2	vs Giants	11/05/61
---	-----------	----------

FIRST DOWNS**Most First Downs, Season**

353	1983
339	1984
338	1989
338	1999

Fewest First Downs, Season

95	1935
----	------

Most First Downs, Game

39	vs Lions (14 rush/25 pass)	11/04/90*
35	vs Bears (9 rush/22 pass/ 4 pen)	1/26/89
33	vs Packers (12 rush/21 pass)	10/17/83
33	vs Browns (9 rush/22 pass/2 pen)	11/26/67

Fewest First Downs, Game

4	vs Browns (2 rush/1 pass/1 pen)	11/07/54
---	---------------------------------	----------

Most First Downs, Both Teams, Game

57	Redskins (25) vs Cardinals (32)	11/10/96
56	Redskins (33) vs Packers (23)	10/17/83
56	Redskins (31) vs Cardinals (25)	11/22/98
55	Redskins (25) vs Cowboys (30)	09/12/99

Fewest First Downs, Both Teams, Game

10	Redskins (6) vs Giants (4)	12/11/60
----	----------------------------	----------

Most First Downs, Rushing, Season

165	1983
154	1984
147	1985

Fewest First Downs, Rushing, Season

55	1943
55	1961



Team Records

Fewest First Downs, Rushing, Game

0	vs Saints	10/28/73
0	vs Dolphins	0/13/74
0	vs Cowboys	09/06/81
0	vs Giants	12/13/97
1	many times	(most recently vs TB, 01/15/00*)

Most First Downs, Rushing, Both Teams, Game

36	Redskins (11) vs Eagles (25)	12/02/51*
31	Redskins (13) vs Lions (18)	09/30/51

Most First Downs, Passing, Season

217	1989
202	1988
193	1990

Fewest First Downs, Passing, Season

55	1961
----	------

Most First Downs, Passing, Game

25	vs Lions	11/04/90
22	vs Bears	11/26/89

Fewest First Downs, Passing, Game

2	vs Cardinals	9/19/71
---	--------------	---------

Most First Downs, Passing, Both Teams, Game

38	Redskins (21) vs Packers (17)	10/17/83
34	Redskins (11) vs Cardinals (23)	11/10/96

Most First Downs, Penalty, Season

34	1999
31	2002
29	1987

Fewest First Downs, Penalty, Season

4	1944
---	------

Most First Downs, Penalty, Game

6	vs 49ers	11/12/67
6	vs Packers	10/17/83
6	vs Eagles	11/26/00
6	vs Packers	10/20/02

Fewest First Downs, Penalty, Game

0	many times	(most recently vs Eagles, 12/27/03)
---	------------	-------------------------------------

Most First Downs, Penalty, Both Teams, Game

12	Redskins (4) vs Cowboys (8)	12/26/93
10	Redskins (6) vs Packers (4)	10/20/02

NET YARDS GAINED RUSHING AND PASSING

Most Yards Gained, Season

6,253	1989
6,139	1983
5,965	1999

Fewest Yards Gained, Season

2,015	1935
-------	------

Most Yards Gained, Game

676	vs Lions	11/04/90
625	vs Yanks	10/31/48
602	vs Broncos	01/31/88*

Fewest Yards Gained, Game

64	vs Browns	11/07/54
97	vs Colts	11/26/61

Most Yards Gained, Both Teams, Game

1,045	Redskins (504) vs Cowboys (541)	09/12/99
1,031	Redskins (416) vs Cardinals (615)	11/10/96
1,027	Redskins (676) vs Lions (351)	11/04/90

Fewest Yards Gained, Both Teams, Game

154	Redskins (103) vs Giants (51)	12/11/60
-----	-------------------------------	----------

RUSHING

ATTEMPTS

Most Rushing Attempts, Season

629	1983
609	1979
588	1984

Fewest Rushing Attempts, Season

320	1943
-----	------

Most Rushing Attempts, Game

64	vs Rams	12/25/51
62	vs Packers	10/24/48

Most Rushing Attempts, Both Teams, Game

99	Redskins (62) vs Packers (37)	10/24/48
----	-------------------------------	----------

Fewest Rushing Attempts, Both Teams, Game

36	Redskins (21) vs Lions (15)	12/05/99
----	-----------------------------	----------

YARDS GAINED

Most Yards Gained Rushing, Season

2,625	1983
2,523	1985
2,328	1979

Fewest Yards Gained Rushing, Season

904	1944
-----	------

Most Yards Gained Rushing, Game

420	vs Giants	10/08/33
352	vs Rams	11/25/51
307	vs Falcons	11/03/85

Fewest Yards Gained Rushing, Game

5	vs Bears	12/08/40*
10	vs Buccaneers	12/04/94
14	vs Eagles	09/28/47

Most Yards Gained Rushing, Both Teams, Game

558	Redskins (420) vs Giants (138)	10/08/33
531	Redskins (255) vs Browns (276)	11/15/59

Highest Average Gain, Rushing, Season

4.7	1959
4.6	1970
4.4	1943
4.4	1945

TOUCHDOWNS

Most Touchdowns, Rushing, Season

30	1983
27	1996
23	1986
23	1999

Fewest Touchdowns, Rushing, Season

4	1977
---	------

* NFL Record * Playoffs



Most Touchdowns, Rushing, Game	
6	vs Steelers10/14/34
5	vs Browns10/13/91

PASSING

ATTEMPTS

Most Passes Attempted, Season	
5921988
5811989
5651998

Fewest Passes Attempted, Season	
1131933
1521934

Most Passes Attempted, Game	
63	vs Lions (43 comp)11/04/90
63	vs Raiders (32)10/29/89
60	vs Giants (28)11/23/97

Fewest Passes Attempted, Game	
7, three times	(last time vs Giants, 12/11/60)
10	vs Cowboys10/03/71

Most Pass Attempts, Both Teams, Game	
100	Redskins (40) vs 49ers (60)11/17/86
95	Redskins (36) vs Cardinals (59)11/10/96
94	Redskins (63) vs Raiders (31)10/29/89

COMPLETIONS

Most Passes Completed, Season	
3371989
3271988
3241999

Fewest Passes Completed, Season	
341933
441934

Most Passes Completed, Game	
43	vs Lions11/04/90
37	vs Cardinals12/16/84
35	vs Cardinals10/11/96

Fewest Passes Completed, Game	
0	vs Giants12/11/60

Most Passes Completed, Both Teams, Game	
57	Redskins (20) vs Cardinals (37)12/16/84
56	Redskins (43) vs Lions (13)11/04/90
54	Redskins (17) vs Colts (37)11/07/93

Highest Completion Percentage, Season	
64.0 (253 atts/162 comp)1982
64.0 (228 atts/146 comp)1945
61.9 (444 atts/275 comp)1969

YARDS GAINED

Seasons Leading League, Passing Yardage	
8, most recently1989

Most Net Yards Gained, Passing, Season	
4,3491989
4,1361988
3,9261999

Fewest Net Yards Gained, Passing, Season	
7521935

Most Net Yards Gained, Passing, Game	
501	vs Yanks10/31/48
482	vs Lions11/04/90

Fewest Yards Gained, Passing, Game	
-32	vs Steelers11/27/55
-28	vs Steelers12/07/58

Most Yards Gained, Passing, Both Teams, Game	
849	Redskins (378) vs Vikings (471)11/02/86
821	Redskins (316) vs Giants (505)10/28/62
771	Redskins (368) vs Packers (403)10/17/83

TIMES SACKED

Fewest Times Sacked, Season	
91991
111972
171971

Most Times Sacked, Season	
611998
521977
521985

Most Times Sacked, Game	
9	vs Cardinals10/04/64

TOUCHDOWNS

Most Touchdown Passes, Season	
331988
311967
301991

Fewest Touchdowns Passes, Season	
11933

Most Touchdowns Passes, Game	
6	vs Falcons11/10/91
6	vs Cardinals11/23/47
6	vs Brooklyn10/31/43

Most Touchdowns Passes, Both Teams, Game	
11	Redskins (4) vs Giants (7)10/28/62
9	Redskins (3) vs Rams (6)12/11/49
9	Redskins (5) vs Bears (4)11/09/58

PASSES HAD INTERCEPTED

Fewest Passes Had Intercepted, Season	
9 (253 attempts)1982
10 (228)1945
10 (342)1970

Most Passes Had Intercepted, Season	
341963
321954

Most Passes Had Intercepted, Game	
8	vs Bears12/08/40*
7	vs Steelers12/03/50
7	vs Giants12/08/63
7	vs Eagles12/21/75

Most Passes Had Intercepted, Both Teams, Game	
11	Redskins (7) vs Giants (4)12/08/63

Team Records

PUNTING

Most Seasons Leading League (Average Distance)	6, most recently1958
Most Consec. Seasons Leading League (Avg. Dist.)	41940-43*
Most Punts, Season	
1032004	
1031978	
971998	
Fewest Punts, Season	
331945	
Most Punts, Game	
14vs Eagles11/05/39	
12vs Eagles10/04/42	
Fewest Punts, Game	
0, many times(last time vs Cardinals, 11/05/00)	
Most Punts, Both Teams, Game	
28Redskins (14) vs Eagles (14)11/05/39	
Fewest Punts, Both Teams, Game	
2Redskins (1) vs Packers (1)10/17/83	
2Redskins (1) vs Saints (1)11/18/90	

PUNT RETURNS

Most Punt Returns, Season	
611975	
571977	
561987	
Fewest Punt Returns, Season	
151960	
Most Punt Returns, Game	
11vs Buccaneers10/09/77	
10vs Saints12/26/82	
Most Punt Returns, Both Teams, Game	
16Redskins (11) vs Buccaneers (5)10/09/77	
15Redskins (10) vs Saints (5)12/26/82	
Most Yards, Punt Returns, Season	
6881976	
6101991	
Fewest Yards, Punt Returns, Season	
451970	
Fewest Yards, Punt Returns, Game	
-28vs Cowboys12/11/66*	
-10vs Bills11/03/96	
Most Yards, Punt Returns, Both Teams, Game	
177Redskins (55) vs Packers (122)09/24/50	
Most Touchdowns, Punt Returns, Season	
31941	
Most Touchdowns, Punt Returns, Game	
1, many times(most recently vs Eagles, 09/16/02)	
Most Touchdowns, Punt Returns, Both Teams, Game	
2Redskins (1) vs Eagles (1)11/09/52*	

KICKOFF RETURNS

Seasons Leading League (Average Return)	
8 most recently1995*	
Most Kickoff Returns, Season	
782003	
741988	
711994	
Fewest Kickoff Returns, Season	
231942	
Most Kickoff Returns, Game	
9vs Packers.10/17/83	
8vs Saints09/22/68	
Most Kickoff Returns, Both Teams, Game	
19Redskins (7) vs Giants (12)11/27/66	
17Redskins (9) vs Packers (8)10/17/83	
Most Yards, Kickoff Returns, Season	
1,6851994	
1,6731981	
1,6461995	
Most Yards, Kickoff Returns, Game	
236vs Browns10/15/63	
236vs Eagles09/28/47	
Most Yards, Kickoff Returns, Both Teams, Game	
453Redskins (236) vs Eagles (217)09/28/47	
401Redskins (193) vs Packers (208)10/17/83	
Highest Average, Kickoff Returns, Season	
28.2 (61 rets/1720 yds)1962	
Most Touchdowns, Kickoff Returns, Game	
1, many times(last time vs Saints, 11/30/03)	

FUMBLES

Fewest Fumbles, Season	
131983	
141990	
151982	
Most Fumbles, Season	
361976	
351980	
342002	
341988	
Most Fumbles, Game	
8vs Steelers11/14/37	
8vs Raiders10/29/89	
7vs Chargers09/09/01	
Most Fumbles, Both Teams, Game	
13Redskins (8) vs Steelers (5)11/14/37	
13Redskins (6) vs Giants (7)11/05/50	
13Redskins (4) vs Cardinals (9)10/25/76	
Fewest Fumbles Lost, Season	
61990	
7, many times(most recently, 1997)	
Most Fumbles Lost, Season	
231976	
211988	

*NFL Record *Playoffs

Most Fumbles Lost, Game	
5 vs Oilers	10/30/88
Most Fumbles Recovered, Season, Own and Opponents'	
40 (own 18, opponents 22)	1984
35 (own 13, opponents 22)	1976
Fewest Fumbles Recovered, Season, Own and Opponents'	
12 (6 own, 6 opp)	1994
Most Fumbles Recovered, Game, Own and Opponents'	
10 vs Cardinals (2 own, 8 opp)	10/25/76
Most Own Fumbles Recovered, Season	
26	1940
Fewest Own Fumbles Recovered, Season	
2	1958*

TURNOVERS

Fewest Turnovers, Season	
16	1982
18	1996
18	1983
Most Turnovers, Season	
46	1975
46	1988
Fewest Turnovers, Game	
0, many times . . . (most recently vs Bears, 10/21/03)	
Most Turnovers, Game	
10 vs Giants	12/04/38
10 vs Giants	12/08/63
9 vs Bears	12/08/40*
Most Turnovers, Both Teams, Game	
15 Redskins (10) vs Giants (5)	12/08/63

Most Opponents' Touchdowns, Turnovers, Game	
3 vs Bears (3 ints)	12/08/40*
3 vs Giants (2 ints/1 fum)	12/08/63

PENALTIES

Fewest Penalties, Season	
40	1958
Most Penalties, Season	
124	2003
122	1948
117	1978
Fewest Penalties, Game	
0, many times (last time vs Panthers, 11/16/03)	
Most Penalties, Game	
17 vs Giants	09/21/03
17 vs Steelers	10/10/48
16 vs Yanks	11/11/45
16 vs Eagles	11/02/47
16 vs Giants	10/03/48
Most Penalties, Both Teams, Game	
32 Redskins (17) vs Giants (15)	09/21/03
Fewest Yards Penalized, Season	
332	1939
Most Yards Penalized, Season	
1,110	1948
1,045	2004
1,038	2003
1,009	1980
Fewest Yards Penalized, Game	
0, many times (last time vs Panthers, 11/16/03)	
Most Yards Penalized, Game	
160 vs Steelers	10/10/48
152 vs Giants	10/13/46
150 vs Eagles	11/24/46



Members of the "70 Greatest" Redskins in team history

Defensive Records

SCORING

Fewest Points Allowed, Season	
79	1932
Most Points Allowed, Season	
432	1954
421	1998
Fewest Points Allowed, Game	
0, many times	(last time vs Eagles, 09/30/91)
Most Points Allowed, Game	
73	vs Bears .12/08/40*
62	vs Browns .11/07/54
56	vs Bears .10/26/47
Most Points Allowed, One Half	
45	vs Bears (2nd) .12/08/40*
42	vs Bears (2nd) .10/26/47
41	vs Bears (1st) .11/28/48
Most Points Allowed, One Quarter	
31	vs Bears (2nd) .09/29/85
28	vs Chiefs (2nd) .09/30/01
28	vs Cardinals (2nd) .10/22/50
26	vs Bears (3rd) .12/08/40*
Fewest Touchdowns Allowed, Season	
12	1939
Most Touchdowns Allowed, Season	
57	1954
50	1998
Fewest Touchdowns Allowed, Game	
0, many times	(last time vs Seahawks, 11/03/02)
Most Touchdowns Allowed, Game	
11	vs Bears .12/08/40*
8	vs Bears .10/26/47

POINTS AFTER TOUCHDOWNS

Fewest PATs Allowed, Season	
7	1932
Most PATs Allowed, Season	
49	1961
Most PATs Allowed, Game	
8	vs Bears .10/26/47
8	vs Browns .11/07/54

FIELD GOALS

Fewest Field Goals Allowed, Season	
2	1943
Most Field Goals Allowed, Season	
31	2002
Most Field Goals Allowed, Game	
5	vs Steelers .11/27/60
5	vs Giants .12/17/83
5	vs Giants .11/14/76

FIRST DOWNS

Fewest First Downs Allowed, Season	
82	1937
Most First Downs Allowed, Season	
358	1996
Fewest First Downs Allowed, Game	
0	vs Giants .09/27/42
3	vs Packers .11/04/34
4	vs Eagles .09/30/91
Most First Downs Allowed, Game	
33	vs Browns .11/07/54
32	vs Eagles .09/17/89
32	vs Eagles .12/02/51
32	vs Cardinals .11/10/96
Fewest First Downs Allowed, Rushing, Season	
46	1982
52	1942
Most First Downs Allowed, Rushing, Season	
149	1969
146	1996
Fewest First Downs Allowed, Rushing, Game	
0	vs Giants .09/27/42
0	vs Buccaneers .12/04/94
0	vs Eagles .09/30/91
Most First Downs Allowed, Rushing, Game	
25	vs Eagles .12/02/51
21	vs Bills .11/03/96
Fewest First Downs Allowed, Passing, Season	
34	1943
Most First Downs Allowed, Passing, Season	
196	1983
194	1984
193	1999
Fewest First Downs Allowed, Passing, Game	
0	vs Packers .11/04/34
0	vs Giants .09/28/42
1	vs Giants .12/19/43*
Most First Downs Allowed, Passing, Game	
24	vs Eagles .09/17/89
24	vs Saints .09/11/94
23	vs Cardinals .11/10/96
Fewest First Downs Allowed, Penalty, Season	
3	1957
Most First Downs Allowed, Penalty, Season	
36	1965
32	1996
Most First Downs Allowed, Penalty, Game	
8	vs Cowboys .12/26/93

*NFL Record *Playoffs

NET YARDS GAINED RUSHING AND PASSING

Most Seasons Leading League,	
Fewest Yards Allowed	
5, most recently	1946
Fewest Yards Allowed, Season	
1,950	1943
Most Yards Allowed, Season	
5,723	1996
Fewest Yards Allowed, Game	
51 (1 rush, 50 pass) . . . vs Giants	09/27/42
51 (-1 rush, 52 pass) . . . vs Giants	12/11/60
61 . . . vs Packers	11/04/34
Most Yards Allowed, Game	
625 . . . vs Yanks	10/31/48
615 . . . vs Cardinals	11/10/96
602 . . . vs Giants	10/28/62

RUSHING

ATTEMPTS

Fewest Rushing Attempts Allowed, Season	
348	1991
Most Rushing Attempts Allowed, Season	
625	1978
585	1980
556	1994
Fewest Rushing Attempts Allowed, Game	
8 . . . vs Seahawks	12/23/89
10 . . . vs Lions	01/08/00*
10 . . . vs Dolphins	12/02/90
10 . . . vs Buccaneers	10/22/89
10 . . . vs Bills	11/01/87
Most Rushing Attempts Allowed, Game	
64 . . . vs Steagles	11/28/43
64 . . . vs Eagles	12/02/51
64 . . . vs Packers	12/01/46

YARDS GAINED

Fewest Rushing Yards Allowed, Season	
848	1942
Most Rushing Yards Allowed, Season	
2,536	1978
Fewest Rushing Yards Allowed, Game	
-29 . . . vs Rams	10/11/42
1 . . . vs Buccaneers	10/22/89
Most Rushing Yards Allowed, Game	
382 . . . vs Bears	12/08/40
376 . . . vs Eagles	11/21/48
351 . . . vs Giants	11/29/59

TOUCHDOWNS

Most Rushing Touchdowns Allowed, Game	
5 . . . vs Eagles	10/17/48
5 . . . vs Eagles	10/23/49
5 . . . vs Bills	11/03/96
5 . . . vs Colts	11/02/69

PASSING

ATTEMPTS

Fewest Pass Attempts Allowed, Season	
166	1935
Most Pass Attempts Allowed, Season	
589	1999
Fewest Pass Attempts Allowed, Game	
1 . . . vs Giants	09/27/42
8 . . . vs Cowboys	12/10/00
Most Pass Attempts Allowed, Game	
63 . . . vs Bears	10/31/99
60 . . . vs Eagles	12/01/40
60 . . . vs 49ers	11/17/86

COMPLETIONS

Fewest Pass Completions Allowed, Season	
62	1936
Most Pass Completions Allowed, Game	
338	1995
Fewest Pass Completions Allowed, Game	
0 . . . vs Eagles	10/18/36
1 . . . vs Giants	09/27/42
1 . . . vs Giants	10/01/39
4 . . . vs Giants	12/19/43*
4 . . . vs Dolphins	01/30/83
Most Pass Completions Allowed, Game	
37 . . . vs Cardinals	12/16/84
37 . . . vs Colts	11/07/93
36 . . . vs Bears	10/31/99

YARDS ALLOWED

Seasons Leading League, Fewest Yards Allowed	
7 most recently	1985
Fewest Yards Allowed, Passing, Season	
1,026	1943
Most Yards Allowed, Passing, Season	
3,975	1983
Fewest Yards Allowed, Passing, Game	
-12 . . . vs Cardinals	12/21/80
-3 . . . vs Giants	09/27/42
0 . . . vs Eagles	10/18/36
Most Yards Allowed, Passing, Game	
507 . . . vs Cardinals	11/10/96
505 . . . vs Giants	10/28/62
501 . . . vs Yanks	10/31/48

TOUCHDOWNS

Fewest Touchdowns Allowed, Passing, Season	
5	1942
Most Touchdowns Allowed, Passing, Season	
37	1961
Most Touchdowns Allowed, Passing, Game	
7 . . . vs Eagles	10/17/54
7 . . . vs Giants	10/28/62

Defensive Records

SACKS

Most Sacks, Season

66	1984
55	1986
53	1973
53	1987

Fewest Sacks, Season

25	2001
27	2003
28	1994

Most Sacks, Game

10vs Buccaneers	10/09/77
9vs Cardinals	12/21/80
8vs Cowboys	09/23/90
8vs Vikings	01/17/88*

Most Opponents Yards Lost

Attempting to Pass, Season

529	1984
424	1987
424	1986

Fewest Opponents Yards Lost

Attempting to Pass, Season

135	1995
139	2001

Most Opponents Yards Lost Attempting to Pass, Game

81vs Browns	10/30/60
----	----------------	-------	----------

INTERCEPTIONS BY

Most Passes Intercepted By, Season

34	1966
34	1983
33	1980

Fewest Passes Intercepted By, Season

11	1982
13	1998
13	1959

Most Passes Intercepted By, Game

6vs Chargers	10/31/83
---	------------------	-------	----------

Most Yards Returning Interceptions, Season

598	1973
485	1992
480	1971

Fewest Yards, Returning Interceptions, Season

85	1982
----	-------	------

Most Touchdowns, Returning Interceptions, Season

5	1971
4	1984
4	1973

Most Touchdowns, Returning Interceptions, Game

2vs Yanks	10/31/48
2vs Steelers	12/19/65
2vs Cowboys	11/22/64

Most Touchdowns, Returning Interceptions, Both Teams, Game

3Redskins (0) vs Bears (3)	12/08/40*
---	--------------------------------	-------	-----------

PUNTING

Most Opponents' Punts, Game

14vs Eagles	11/05/39
13vs Packers	11/04/34

PUNT RETURNS

Fewest Opponents' Punt Returns, Season

7	1962*
---	-------	-------

Fewest Yards Allowed, Punt Returns, Season

34	1962
----	-------	------

Fewest Yards Allowed, Punt Returns, Game

-16vs Cowboys	09/09/91
-2vs Seahawks	09/19/76

Most Touchdowns Allowed, Punt Returns, Season

3	1952
---	-------	------

KICKOFF RETURNS

Most Opponents' Kickoff Returns, Season

91	1983
----	-------	------

Most Opponents' Kickoff Returns, Game

12vs Giants	11/27/66
----	----------------	-------	----------

FUMBLES

Most Opponents' Fumbles, Season

46	1983
----	-------	------

Fewest Opponents' Fumbles, Season

17	1998
----	-------	------

Most Opponents' Fumbles, Game

9vs Cardinals	10/25/76
---	-------------------	-------	----------

Most Opponents' Fumbles Recovered, Season

27	1983
----	-------	------

Fewest Opponents' Fumbles Recovered, Season

6	1994
8	1988
8	1998

Most Opponents' Fumbles Recovered, Game

8vs Cardinals	10/25/76
6vs Eagles	11/06/55

Most Touchdown Returns, Fumbles Recovered, Game

2vs Chargers	09/16/73
2vs Vikings	11/29/84

*NFL Record

*Playoffs

TURNOVERS

Most Opponents Turnovers, Season	
61	1983
Fewest Opponents Turnovers, Season	
21	1998
Most Opponents Turnovers, Game	
10	vs Cardinals (9 ints/1 fum)10/25/76
8	vs Chargers (6 ints/2 fum)10/31/83
7	vs Eagles (4 ints/3 fum)11/07/71
7	vs Chargers (4 ints/3 fum)09/16/73

Most Defensive Touchdowns, Game	
3	vs Steelers (2 ints/1 fum)12/19/65
2	vs Cowboys (2 ints)11/22/64
2	vs Pirates (1 int/1 fum)11/29/36
2	vs Yanks (2 ints)10/31/48
2	vs Giants (1 int/1 fum)11/27/66
2	vs Jets (1 int/1 fum)11/05/72
2	vs Chargers (2 fum)09/16/73
2	vs Cardinals (1 int/1 fum)09/06/83
2	vs Vikings (2 fum)11/29/84

Most Defensive Touchdowns, Allowed, Game	
3	vs Bears (3 ints)12/08/40*
3	vs Giants (2 ints/1 fum)12/08/63

Highest Turnover/Takeaway Ratio, Season	
+43	1983*

Individual Records

SERVICE

Most Seasons	
20	Darrell Green1983-2002
16	Sammy Baugh1937-52
16	Monte Coleman1979-94
Most Games Played, Career	
295	Darrell Green1983-2002
216	Monte Coleman1979-94
205	Art Monk1980-93
Most Consecutive Games Played, Career	
196	Len Hauss1964-77
170	Mark Moseley1974-86
163	Joe Theismann1974-85
Most Consecutive Games Started, Career	
192	Len Hauss1964-77

SCORING

Most Seasons Leading Team (all consecutive)	
12	Mark Moseley1974-85
7	Chip Lohmiller1988-94
5	Curt Knight1969-73

POINTS

Most Points, Career	
1,206	Mark Moseley1974-86
787	Chip Lohmiller1988-94
540	Charley Taylor1964-77
Most Points, Season	
161	Mark Moseley1983
149	Chip Lohmiller1991
144	John Riggins1983
Most Points, No Touchdowns, Season	
161	Mark Moseley1983*
149	Chip Lohmiller1991
131	Chip Lohmiller1990

Most Seasons, 100 or More Points	
4	Chip Lohmiller1989-92
3	Mark Moseley1979, 1983-84
2	Curt Knight1971, 1973
2	Brett Conway1999, 2001

Most Points, Game	
24	Dick James vs Cowboys (4 TDs)12/17/61
24	Larry Brown vs Eagles (4 TDs)12/16/73
20	Andy Farkas vs Rams (3 TDs, 2 PATs)09/25/38

Most Consecutive Games Scoring	
92	Chip Lohmiller1988-93
91	Mark Moseley1980-86
70	Mark Moseley1974-78

TOUCHDOWNS

Most Seasons Leading Team	
5	Hugh Taylor1949-50, 52-54
5	John Riggins1979, 1981, 83-85
4	Andy Farkas1938-39, 1942-43
4	Bobby Mitchell1962-65
4	Charley Taylor1964-67
4	Larry Brown1971-74
4	Gary Clark1986-87, 89-90
4	Stephen Davis1999-2002

Most Consecutive Seasons Leading Team	
4	Bobby Mitchell1962-65
4	Charley Taylor1964-67
4	Larry Brown1971-74
4	Stephen Davis1999-02

Most Touchdowns, Career	
90	Charley Taylor1964-77
85	John Riggins1976-79, 1981-85
65	Art Monk1980-93

Most Touchdowns, Season	
24	John Riggins1983
21	Terry Allen1996
18	George Rogers1986

Individual Records

Most Touchdowns, Game

4 Dick James vs Cowboys 12/17/61
4 Larry Brown vs Eagles 12/16/73
3 many times (last time by Stephen Davis vs Rams, 11/24/2002)

Most Consecutive Games Scoring Touchdowns

13 John Riggins 1982-83
13 George Rogers 1985-86

POINTS AFTER TOUCHDOWN

Most PATs Attempted, Career

442 Mark Moseley 1974-86
267 Chip Lohmiller 1988-94
175 Curt Knight 1969-73

Most PATs Attempted, Season

63 Mark Moseley 1983
56 Chip Lohmiller 1991
51 Mark Moseley 1984

Most PATs Attempted, Game

10 Charlie Gogolak vs Giants 11/27/66*
----	---------------------------------	-----------------

Most PATs, Career

417 Mark Moseley 1974-86
262 Chip Lohmiller 1988-94
172 Curt Knight 1969-73

Most PATs, Season

62 Mark Moseley 1983
56 Chip Lohmiller 1991
49 Brett Conway 1999

Most PATs, Game

9 Charlie Gogolak vs Giants 11/27/66*
8 Chip Lohmiller vs Falcons 11/10/91
8 Dick Poillon vs Yanks 10/31/48

Most Consecutive PATs

213 Chip Lohmiller 1988-94
-----	----------------------	---------------

FIELD GOALS

Most Seasons Leading League

4 Mark Moseley 1976-77, 79, 1982
---	--------------------	-------------------------

Most Consecutive Seasons Leading League

2 Mark Moseley 1976-77
---	--------------------	---------------

Most Seasons Leading Team (all consecutive)

12 Mark Moseley 1974-85
7 Chip Lohmiller 1988-94
5 Curt Knight 1969-73

Most Field Goals Attempted, Career

397 Mark Moseley 1974-86
245 Chip Lohmiller 1988-94
175 Curt Knight 1969-73

Most Field Goals Attempted, Season

49 Curt Knight 1971
47 Mark Moseley 1983
43 Chip Lohmiller 1991

Most Field Goals Attempted, Game

7 Curt Knight vs Oilers 10/10/71
6 Curt Knight vs Bears 11/14/71
6 Mark Moseley vs Saints 10/26/80
6 Chip Lohmiller vs Eagles 10/21/90
6 Chip Lohmiller vs Eagles 12/22/91
6 Brett Conway vs Giants 11/21/99

Most Field Goals, Career

263 Mark Moseley 1974-86
175 Chip Lohmiller 1988-94
101 Curt Knight 1969-73

Most Field Goals, Season

33 Mark Moseley 1983
31 Chip Lohmiller 1991
30 Chip Lohmiller 1990
30 Chip Lohmiller 1992

Most Field Goals, Game

5 Curt Knight vs Oilers 10/10/71
5 Curt Knight vs Bear 11/14/71
5 Curt Knight vs Colts 11/18/73
5 Mark Moseley vs Saints 10/26/80
5 Chip Lohmiller vs Bills 12/30/90
5 Chip Lohmiller vs Eagles 12/22/91
5 Chip Lohmiller vs Vikings 10/25/92

Most Field Goals, One Quarter

4 Curt Knight vs Giants (2nd) 11/15/70
---	-----------------------------------	----------------

Most Consecutive Games Scoring Field Goals

28 Chip Lohmiller 1988-90
15 Mark Moseley 1976-77

Most Consecutive Field Goals

23 Mark Moseley 1981-82
14 Chip Lohmiller 1990-91
11 Curt Knight 1969-70

Longest Field Goal

57 Steve Cox vs Seahawks 09/28/86
56 Chip Lohmiller vs Colts 12/22/90
55 Steve Cox vs Eagles 09/07/86
55 Chip Lohmiller vs Cowboys 09/23/90
55 Brett Conway vs Giants 10/07/01

Highest Field Goal Percentage, Career

(min 100 field goals)

71.4 Chip Lohmiller (175/245) 1988-94
66.2 Mark Moseley (263/397) 1974-86
57.7 Curt Knight (101/175) 1969-73

Highest Field Goal Percentage, Season

(min 20 field goals)

95.2 Mark Moseley (20/21) 1982
81.2 Scott Blanton (26/32) 1996
78.8 Brett Conway (26/33) 2001

Highest Field Goal Percentage, Game

(min 5 field goals)

100 Curt Knight vs Colts 11/18/73 (5-5)
100 Chip Lohmiller vs Bills 12/30/90 (5-5)
100 Chip Lohmiller vs Vikings 10/25/92 (5-5)

*NFL Record *Playoffs



Most Field Goals, 50 or More Yards, Career

12	Mark Moseley	1974-86
9	Chip Lohmiller	1988-94
5	Brett Conway	1998-2002

Most Field Goals, 50 or More Yards, Season

4	Mark Moseley	1977
3	Chip Lohmiller	1990
3	Brett Conway	1999

RUSHING**Most Seasons Leading Team**

6	Larry Brown	1969-74
5	John Riggins	1978-79, 1982-84
4	Cliff Battles	1932, 1934, 1936-37
4	Andy Farkas	1938-39, 1942-43
4	Terry Allen	1995-98
4	Stephen Davis	1999-2002

Most Consecutive Seasons Leading Team

6	Larry Brown	1969-74
4	Terry Allen	1995-98
4	Stephen Davis	1999-2002

ATTEMPTS**Most Attempts, Career**

1,988	John Riggins	1976-79, 1981-85
1,530	Larry Brown	1969-76
1,383	Stephen Davis	1996-2002

Most Attempts, Season

375	John Riggins	1983
356	Stephen Davis	2001
347	Terry Allen	1996
343	Clinton Portis	2004

Most Attempts, Game

45	Jamie Morris vs Bengals	12/17/88 (OT)*
39	Earnest Byner vs Patriots	12/15/90
38	Stephen Davis vs Cardinals	01/06/2002
36	Clinton Portis @ Chicago	10/17/04

YARDS GAINED**Most Yards Gained, Career**

7,472	John Riggins	1976-79, 1981-85
5,875	Larry Brown	1969-76
5,790	Stephen Davis	1996-2002

Most Seasons, 1,000 or More Yards Rushing

4	John Riggins	1978-79, 1983-84
3	Stephen Davis	1999-2001

Most Consecutive Seasons, 1,000 or More Yards Rushing

3	Stephen Davis	1999-2001
2	John Riggins	1978-79
2	John Riggins	1983-84
2	George Rogers	1985-86
2	Earnest Byner	1990-91
2	Terry Allen	1995-96

Most Yards Gained, Season

1,432	Stephen Davis	2001
1,405	Stephen Davis	1999
1,353	Terry Allen	1996

Most Yards Gained, Game

221	Gerald Riggs vs Eagles	09/17/89
215	Cliff Battles vs NYG	10/08/33
206	George Rogers vs Cardinals	12/21/85
204	Timmy Smith vs Broncos	01/31/88*

Most Games, 100 or More Yards Rushing, Career**(Reg Season)**

19	John Riggins	1976-79, 81-85
19	Larry Brown	1969-76
18	Stephen Davis	1996-2002

Most Games, 100 or More Yards Rushing, Season**(Reg Season)**

7	Rob Goode	1951
6	Larry Brown	1970
6	Larry Brown	1972
6	Stephen Davis	1999
6	Stephen Davis	2001

Most Consecutive Games, 100 or**More Yards Rushing**

5	Rob Goode	1951
---	-----------	------

Longest Run From Scrimmage (all TDS)

88	Billy Wells vs Cardinals	11/21/54
85	Reggie Brooks vs Eagle	09/19/93
80	Rob Goode vs Packers	09/24/50

AVERAGE GAIN**Highest Average Gain, Career (min 250 atts)**

51	Joe Theismann	1974-85
48	Charlie Justice	1950, 52-54
46	Joe Washington	1981-84

Highest Average Gain, Season (min 100 atts)

54.2	Frank Atkins (147-797)	1945
54.1	Don Bosseler (119-644)	1959
53.6	Charlie Justice (115-616)	1953

Highest Average Gain, Game (10 attempts)

11.9	Stephen Davis (12-143) vs Bears	10/31/99
10.5	J Okszewski (18-190) vs Browns	11/15/59
10.3	Keith Griffin (16-164) vs Falcons	11/03/85

TOUCHDOWNS**Most Seasons Leading Team**

7	John Riggins	1978-79, 81-85
4	Larry Brown	1970-73
4	Stephen Davis	1999-2002

Most Consecutive Seasons Leading Team

5	John Riggins	1981-85
4	Larry Brown	1970-73
4	Stephen Davis	1999-2002

Most Touchdowns, Career

79	John Riggins	1976-79, 81-85
45	Stephen Davis	1996-2002
37	Terry Allen	1995-98

Individual Records

Most Touchdowns, Season

24	John Riggins	1983
21	Terry Allen	1996
18	George Rogers	1986

Most Touchdowns, Game

3	Cliff Battles vs Giants	10/17/37
3	Andy Farkas vs Rams	09/25/38
3	Andy Farkas vs Dodgers	11/12/39
3	Andy Farkas vs Bears	12/19/43*
3	Don Bosseler vs Eagles	12/08/57
3	Dick James vs Cowboys	12/17/61
3	Ray McDonald vs Saints	09/24/67
3	John Riggins vs Cardinals	10/09/83
3	Reggie Evans vs Lions	10/23/83
3	John Riggins vs Rams	01/01/84*
3	Otis Winstley vs Lions	11/11/84
3	John Riggins vs Lions	10/13/85
3	Earnest Byner vs Dolphins	12/02/90
3	Gerald Riggs vs Bengals	09/22/91
3	Terry Allen vs Giants	10/20/96
3	Terry Allen vs Colts	10/27/96
3	Skip Hicks vs Eagles	11/15/98
3	Stephen Davis vs Giants	09/19/99
3	Stephen Davis vs Jets	09/26/99
3	Stephen Davis vs Rams	11/24/2002

Most Consecutive Games Rushing for Touchdowns

13	John Riggins	1982-83*
13	George Rogers	1985-86*
10	Terry Allen	1995-96

PASSING

Most Seasons Leading League

6	Sammy Baugh	1937, 40, 43, 45, 47, 49*
2	Sonny Jurgensen	1967, 69

Most Seasons Leading Team

14	Sammy Baugh	1937-43, 45-51
8	Sonny Jurgensen	1964-70, 74
8	Joe Theismann	1978-85

Most Consecutive Seasons Leading Team

8	Joe Theismann	1978-85
7	Sammy Baugh	1937-43
7	Sammy Baugh	1945-51
7	Sonny Jurgensen	1964-70

PASSER RATING

Highest Passer Rating, Career

85.0	Sonny Jurgensen	1964-74
80.2	Mark Rypien	1987-93
77.4	Joe Theismann	1974-85

Highest Passer Rating, Season

109.9	Sammy Baugh	1945
97.9	Mark Rypien	1991
97.0	Joe Theismann	1983

ATTEMPTS

Most Seasons Leading League

4	Sammy Baugh	1937, 43, 47-48
3	Sonny Jurgensen	1966-67, 69

Most Passes Attempted, Career

3,602	Joe Theismann	1974-85
3,155	Sonny Jurgensen	1964-74
2,995	Sammy Baugh	1937-52

Most Passes Attempted, Season

541	Jay Schroeder	1986
519	Brad Johnson	1999
509	Trent Green	1998

Most Passes Attempted, Game

58	Jay Schroeder vs 49ers	12/01/85
54	Trent Green vs Cardinals	11/22/98
54	Mark Rypien vs Cowboys	11/22/90

COMPLETIONS

Most Seasons Leading League

5	Sammy Baugh	1937, 43, 45, 47-48
3	Sonny Jurgensen	1966-67, 69

Most Passes Completed, Career

2,044	Joe Theismann	1974-85
1,831	Sonny Jurgensen	1964-74
1,693	Sammy Baugh	1937-52

Most Passes Completed, Season

316	Brad Johnson	1999
293	Joe Theismann	1981
288	Sonny Jurgensen	1967

Most Passes Completed, Game

32	Sonny Jurgensen vs Browns	11/26/67
32	John Friesz vs Giants	09/18/94
32	Brad Johnson vs 49ers	12/26/99

COMPLETION PERCENTAGE

Most Seasons Leading League

7	Sammy Baugh	1940, 42-43, 45, 47-49
---	-------------	------------------------

Highest Completion Percentage, Career (min 1,000 atts)

58.2	Sonny Jurgensen	1964-74
56.7	Joe Theismann	1974-85
56.5	Sammy Baugh	1937-52

Highest Completion Percentage, Season (min 150 atts)

70.3	Sammy Baugh (128-182)	1945
64.1	Sonny Jurgensen (107-167)	1974
63.9	Joe Theismann (161-252)	1982
62.1	Patrick Ramsey (169-272)	2004

Highest Completion Percentage, Game (min 15 atts)

87.5	Sammy Baugh vs Steelers (14-16)	11/03/40
------	---------------------------------	----------

YARDS GAINED

Most Seasons Leading League

4	Sammy Baugh	1937, 40, 47-48
3	Sonny Jurgensen	1966-67, 69

*NFL Record *Playoffs

Most Yards Gained, Career

25,206 Joe Theismann 1974-85
22,585 Sonny Jurgensen 1964-74
21,886 Sammy Baugh 1937-52

Most Yards Gained, Season

4,109 Jay Schroeder 1986
4,005 Brad Johnson 1999
3,768 Mark Rypien 1989

Most Yards Gained, Game

471 Brad Johnson vs 49ers 12/26/99
446 Sammy Baugh vs Yanks 10/31/48
442 Mark Rypien vs Falcons 11/10/91

Most Games, 300 or More Yards Passing, Career

15 Sonny Jurgensen 1964-74
14 Joe Theismann 1974-85
10 Mark Rypien 1987-93

Most Games, 300 or More Yards Passing, Season

5 Sonny Jurgensen 1967
5 Jay Schroeder 1986
5 Mark Rypien 1989

Most Consecutive Games, 300 or**More Yards Passing, Season**

3 Sonny Jurgensen 1967
---	-----------------------	------------

Longest Pass Completion (all TDS)

99 Frank Filchock (to Farkas) vs Steelers 10/15/39*
99 George Izo (to Mitchell) vs Browns 09/15/63*
99 Sonny Jurgensen (to Allen) vs Bears 09/15/68*

AVERAGE GAIN**Highest Average Gain, Career (1,000 atts)**

7.321 Jay Schroeder 1984-87
7.308 Eddie LeBaron 1952-53, 55-59
7.307 Sammy Baugh 1937-52

Highest Average Gain, Season (150 atts)

9.17 Sammy Baugh 1945
9.03 Eddie LeBaron 1957
8.47 Mark Rypien 1991

Highest Average Gain, Game (20 attempts)

18.58 Sammy Baugh vs Yanks 10/31/48*
	(24 atts-446 yards)	

TOUCHDOWNS**Most Seasons Leading League**

2 Frank Filchock 1939, 44
2 Sammy Baugh 1940, 47

Most Seasons Leading Team

13 Sammy Baugh 1937-38, 40-43, 45-51
8 Sonny Jurgensen 1964-70, 74
8 Joe Theismann 1978-85

Most Consecutive Seasons Leading Team

8 Joe Theismann 1978-85
7 Sammy Baugh 1945-51
7 Sonny Jurgensen 1964-70

Most Touchdown Passes, Career

187 Sammy Baugh 1937-52
179 Sonny Jurgensen 1964-74
160 Joe Theismann 1974-85

Most Touchdown Passes, Season

31 Sonny Jurgensen 1967
29 Joe Theismann 1983
28 Sonny Jurgensen 1966
28 Mark Rypien 1991

Most Touchdown Passes, Game

6 Sammy Baugh vs Dodgers 10/31/43
6 Sammy Baugh vs Cardinals 11/23/47
6 Mark Rypien vs Falcons 11/10/91

Most Consecutive Games, Touchdown Passes

23 Sonny Jurgensen 1966-68
15 Joe Theismann 1982-83

HAD INTERCEPTED**Most Consecutive Passes Attempted, None Intercepted**

162 Joe Theismann 1983
146 Brad Johnson 1999

Most Passes Had Intercepted, Career

203 Sammy Baugh 1937-52
138 Joe Theismann 1974-85
116 Sonny Jurgensen 1964-74

Most Passes Had Intercepted, Season

27 Norm Snead 1963
23 Sammy Baugh 1948
22 Norm Snead 1961
22 Norm Snead 1962
22 Jay Schroeder 1986

Most Passes Had Intercepted, Game

6 Sammy Baugh vs Giants 11/11/51
6 Jay Schroeder vs Giants 12/07/86

Most Attempts, No Interceptions, Game

50 Doug Williams vs Giants 09/05/88
----	-------------------------------	----------------

LOWEST PERCENTAGE, PASSES HAD INTERCEPTED**Most Seasons Leading League,****Lowest Percentage, Passes Had Intercepted**

5 Sammy Baugh 1940, 42, 44-45, 47
---	-------------------	---------------------------

Lowest Percentage, Passes Had Intercepted, Career (min 1,000 atts)

33 Mark Rypien 1987-93
36 Jay Schroeder 1984-87
38 Joe Theismann 1974-85

Lowest Percentage, Passes Had Intercepted, Season (min 150 atts)

2.16 Trent Green (11-509) 1998
2.19 Sammy Baugh (4-182) 1945
2.34 Gus Ferrotte (11-470) 1996

TIMES SACKED**Most Times Sacked, Career**

338 Joe Theismann 1974-85
-----	---------------------	---------------

Most Times Sacked, Season

49 Trent Green 1998
48 Joe Theismann 1984



Individual Records

Most Times Sacked, Game

8 Joe Theismann vs Cowboys12/09/84

RECEIVING

Most Seasons Leading League

2 Charley Taylor1966-67

Most Seasons Leading Team

8 Charley Taylor1966-69, 72-75

6 Hugh Taylor1949-54

6 Art Monk1980, 82, 84-85, 89,91

Most Consecutive Seasons Leading Team

6 Hugh Taylor1949-54

4 Bobby Mitchell1962-65

4 Charley Taylor1966-69

4 Charley Taylor1972-75

Most Pass Receptions, Career

888 Art Monk1980-93

649 Charley Taylor1964-77

549 Gary Clark1985-92

Most Seasons, 50 or More Pass Receptions

9 Art Monk1980-81, 84-86, 88-91

7 Charley Taylor 1964, 66-67, 69, 73-75

6 Bobby Mitchell1962-67

Most Pass Receptions, Season

106 Art Monk1984

91 Art Monk1985

90 Laveranues Coles2004

Most Pass Receptions, Game

13 Art Monk vs Lions (168 yds)11/04/90

13 Art Monk vs Bengals (230 yds)12/15/85

13 Kelvin Bryant vs Giants (130 yds)12/07/86

Most Consecutive Games, Pass Receptions

164 Art Monk1983-93

YARDS GAINED

Most Yards Gained, Career

12,026 Art Monk1980-93

9,110 Charley Taylor1964-77

8,742 Gary Clark1985-92

Most Seasons, 1,000 or More Yards, Pass Receiving

5 Art Monk1984-86, 89, 91

5 Gary Clark1986-87, 89-91

3 Henry Ellard1994-96

Most Yards Gained, Season

1,436 Bobby Mitchell1963

1,397 Henry Ellard1994

1,384 Bobby Mitchell1962

Most Yards Gained, Game

255 Anthony Allen vs Cardinals (7 rec)10/04/87

241 Gary Clark vs Giants (11)10/27/86

230 Art Monk vs Bengals (13)12/15/85

Most Games, 100 or More Yards

Pass Receiving, Career

36 Art Monk1980-93

28 Gary Clark1985-92

23 Bobby Mitchell1962-68

23 Charley Taylor1964-77

Most Games, 100 or More Yards

Pass Receiving, Season

7 Bobby Mitchell1962

6 Bobby Mitchell1963

6 Art Monk1984

6 Art Monk1985

Most Consecutive Games, 100 or More Yards Pass

Receiving

3 Art Monk (wks 9-11)1985

3 Art Monk (wks 13-15)1985

Longest Pass Reception (all TDS)

99 Andy Farkas (from Filchock) vs Steelers10/15/39*

99 Bobby Mitchell (from Izo) vs Browns09/15/63*

99 Gery Allen (from Jurgensen) vs Bears09/15/68*

Highest Average Gain, Career (min 200 receptions)

19.24 Hugh Taylor1947-54

18.19 Henry Ellard1994-98.

1652 Bobby Mitchell1962-68

Highest Average Gain, Season (min 24 receptions)

23.44 Hugh Taylor1952

21.56 Charlie Brown1982

21.36 Hugh Taylor1950

Highest Average Gain, Game (min 3 receptions)

50.75 Gary Clark vs Falcons (4/208)11/10/91

49.33 Charley Taylor vs Rams (3/148)10/22/67

48.33 Andy Farkas vs Cardinals (3/145)11/19/39

TOUCHDOWNS

Most Seasons Leading Team

8 Charley Taylor1966-69, 71-74

7 Hugh Taylor1947, 49-54

7 Gary Clark1985-87, 89-92

Most Consecutive Seasons Leading Team

6 Hugh Taylor1949-54

4 Bobby Mitchell1962-65

4 Charley Taylor1966-69

4 Charley Taylor1971-74

4 Gary Clark1989-92

Most Touchdowns, Career

79 Charley Taylor1964-77

65 Art Monk1980-93

60 Jerry Smith1965-77

Most Touchdowns, Season

12 Hugh Taylor1952

12 Charley Taylor1966

12 Jerry Smith1967

12 Ricky Sanders1988

Most Touchdowns, Game

3	Hugh Taylor vs Eagles09/28/47
3	Hal Crisler vs Bulldogs10/16/49
3	Hugh Taylor vs Colts09/17/50
3	Hugh Taylor vs Cardinals10/22/50
3	Hugh Taylor vs Giants12/07/52
3	Hugh Taylor vs Cardinals12/12/54
3	Jerry Smith vs Rams10/22/67
3	Pat Richter vs Bears09/15/68
3	Jerry Smith vs Cowboys11/16/69
3	Larry Brown vs Eagles12/16/73
3	Alvin Garrett vs Lions01/08/83*
3	Art Monk vs Colts10/07/84
3	Anthony Allen vs Cardinals10/04/87
3	Gary Clark vs Falcons11/10/91
3	Michael Westbrook vs Cardinals11/22/98
3	Albert Connell vs Jaguars10/22/00

**YARDS FROM SCRIMMAGE
(Rushing and Receiving)****Most Scrimmage Yards, Career**

12,358	Art Monk1980-93
10,628	Charley Taylor1964-77
8,796	Gary Clark1985-92

Most Scrimmage Yards, Season

1,689	Larry Brown1972
1,637	Stephen Davis2001
1,631	Stephen Davis2000

Most Scrimmage Yards, Game

257	Larry Brown vs Eagles	12/16/73
255	Anthony Allen vs Cardinals	10/04/87
241	Gary Clark vs Giants10/27/86

INTERCEPTIONS BY**Most Seasons Leading Team**

3	Sammy Baugh1942-43, 45
3	Norb Hecker1955-57
3	Paul Krause1964-65, 67
3	Brig Owens1966, 68, 70
3	Ken Houston1973, 75, 77
3	Vernon Dean1982, 84-85
3	Darrell Green1986, 91, 98
3	Tom Carter1993, 95-96
3	Fred Smoot2001-03

Most Consecutive Seasons Leading Team

3	Norb Hecker1955-57
3	Fred Smoot2001-03

Most Interceptions By, Career

54	Darrell Green1983-2002
36	Brig Owens1966-72
31	Sammy Baugh1937-52

Most Interceptions By, Season

13	Dan Sandifer1948
12	Paul Krause1964
11	Sammy Baugh1943

Most Interceptions By, Game

4	Sammy Baugh vs Lions11/14/43*
4	Dan Sandifer vs Yanks10/31/48*

Most Consecutive Games, Passes Intercepted By

7	Paul Krause1964
6	Lemar Parrish1978-79
6	Barry Wilburn1987

YARDS GAINED**Most Yards Gained, Career**

686	Brig Owens1966-72
631	Darrell Green1983-2002
491	Sammy Baugh1937-52

Most Yards Gained, Season

258	Dan Sandifer1948
168	George Cheverko1948
165	Brig Owens1966

Longest Return (All TDS)

100	Barry Wilburn vs Vikings12/26/87
93	Dick Poillon vs Eagles11/21/48
92	Andre Collins vs Buccaneers12/04/94

TOUCHDOWNS**Most Touchdowns, Career**

6	Darrell Green1983-2002
3	Brig Owens1966-77
3	Mike Bass1969-75
3	Andre Collins1990-94

Most Touchdowns, Season

2	Dan Sandifer1948
2	Dale Hackbart1961
2	Vernon Dean1984
2	Andre Collins1994

Most Touchdowns, Game

2	Dan Sandifer vs Yanks10/31/48*
---	-------	-----------------------	----------------

PUNTING**Most Seasons Leading League**

4	Sammy Baugh1940-43*
---	-------	-------------	---------------

Most Seasons Leading Team (all consecutive)

12	Mike Bragg1968-79
9	Sammy Baugh1939-47
5	Pat Richter1963-67
5	Matt Turk1995-99

PUNTS**Most Punts, Career**

896	Mike Bragg1968-79
388	Matt Turk1995-99
338	Sammy Baugh1937-52
338	Pat Richter1963-70

Most Punts, Season

104	Tom Tupa2004
103	Mike Bragg1978
93	Matt Turk1998
91	Mike Bragg1977

Individual Records

Most Punts, Game

14 Sammy Baugh vs Eagles 11/05/39

Longest Punt

85 Sammy Baugh vs Eagles 12/01/40

81 Sammy Baugh vs Lions 11/14/43

77 Steve Cox vs Bills 11/01/87

AVERAGE YARDAGE

Highest Average, Punting, Career (min 300 punts)

45.10 Sammy Baugh 1937-52

43.77 Matt Turk 1995-99

41.96 Pat Richter 1963-70

Highest Average, Punting, Season (min 30 punts)

51.40 Sammy Baugh 1940*

48.73 Sammy Baugh 1941

46.59 Sammy Baugh 1942

Highest Average, Punting, Game (min 4 punts)

59.40 Sammy Baugh vs Lions (5-297) 10/27/40

PUNT RETURNS

Most Seasons Leading Team (all consecutive)

9 Brian Mitchell 1991-99

6 Rickie Harris 1965-70

5 Dick James 1959-63

5 Mike Nelms 1980-84

Most Punt Returns, Career

317 Brian Mitchell 1990-99

212 Mike Nelms 1980-84

119 Ricky Harris 1965-70

118 Ricky Harris 1965-70

Most Punt Returns, Season

57 Eddie Brown 1977

53 Larry Jones 1975

49 Mike Nelms 1984

Most Punt Returns, Game

11 Eddie Brown vs Buccaneers 10/09/77*

10 Mike Nelms vs Saints 12/26/82

9 Mike Nelms vs Cardinals 12/21/80

FAIR CATCHES

Most Fair Catches, Career

151 Brian Mitchell 1990-99

Most Fair Catches, Season

24 Brian Mitchell 1994

23 Brian Mitchell 1997

21 Brian Mitchell 1991

YARDS GAINED

Most Yards Gained, Career

3,476 Brian Mitchell 1990-99

1,948 Mike Nelms 1980-84

1,150 Eddie Brown 1975-77

Most Yards Gained, Season

646 Eddie Brown 1976

600 Brian Mitchell 1991

506 Brian Mitchell 1998

Longest Punt Return (All TDS)

96 Bill Dudley vs Steelers 12/03/50

90 Jacquez Green vs Eagles 09/16/02

89 Eric Metcalf vs Giants 10/28/01

AVERAGE YARDAGE

Highest Average, Career (min 40 returns)

13.20 Dick Todd 1939-48

12.81 John Williams 1952-53

12.11 Andy Farkas 1938-44

Highest Average, Season (min 20 returns)

15.25 John Williams 1952

14.12 Brian Mitchell 1994

13.46 Eddie Brown 1976

TOUCHDOWNS

Most Touchdowns, Career

7 Brian Mitchell 1990-99

3 Dick Todd 1939-44

3 Rickie Harris 1965-70

3 Mike Nelms 1980-84

Most Touchdowns, Season

2 John Williams 1952

2 Bert Zagers 1957

2 Mike Nelms 1981

2 Brian Mitchell 1991

2 Brian Mitchell 1994

KICKOFF RETURNS

Most Seasons Leading Team

9 Brian Mitchell 1991-99

5 Dick James 1959-63

5 Mike Nelms 1980-84

Most Kickoff Returns, Career

421 Brian Mitchell 1990-99

174 Mike Nelms 1980-84

155 Dick James 1956-63

Most Kickoff Returns, Season

59 Brian Mitchell 1998

58 Brian Mitchell 1994

56 Brian Mitchell 1996

Most Kickoff Returns, Game

8 Terry Metcalf vs Cardinals 09/20/81

YARDS GAINED

Most Yards Gained, Career

9,586 Brian Mitchell 1990-99

4,128 Mike Nelms 1980-84

3,949 Dick James 1956-63

* NFL Record * Playoffs

Most Yards Gained, Season

1,478 Brian Mitchell1994
1,408 Brian Mitchell1995
1,337 Brian Mitchell1998

Longest Kickoff Return (All TDS)

102	... Larry Jones vs Eagles11/24/74
101	... Brian Mitchell vs Chargers12/06/98
99	... Dale Atkeson vs Eagles10/17/54
99	... Tony Green vs Cardinals09/17/78
99	... Joe Johnson vs Raiders10/29/89

AVERAGE YARDAGE**Highest Average, Career (min 40 returns)**

28.50 Bobby Mitchell1962-68
27.87 Herb Mul-key1972-74
25.98 Joe Scudero1954-58

Highest Average, Season (min 20 returns)

29.70 Mike Nelms1981
29.38 Dick James1961
29.22 Larry Jones1974

TOUCHDOWNS**Most Touchdowns, Career**

2 Eddie Saenz1946-51
2 Brian Mitchell1990-99

Most Touchdowns, Season

2 Eddie Saenz1947
---	-------------------	-----------

COMBINED KICK RETURNS**Most Combined Kick Returns, Career**

738 Brian Mitchell1990-99
386 Mike Nelms1980-84
253 Dick James1956-63

Most Combined Kick Returns, Season

103 Brian Mitchell1998
100 Larry Jones1975
91 Eddie Brown1977
91 Mike Nelms1984

Most Combined Kick Returns, Game

12	... Larry Jones vs Cowboys (p-6/ k-6)12/13/75
12	... Eddie Brown vs Buccaneers (11/1)10/09/77
11	... Larry Jones vs Raiders (6/5)11/23/75

YARDS GAINED**Most Yards Returned, Career**

13,062 Brian Mitchell1990-99
6,076 Mike Nelms1980-84
4,743 Dick James1956-63

Most Yards Returned, Season

1,930 Brian Mitchell1994
1,843 Brian Mitchell1998
1,723 Brian Mitchell1995

TOUCHDOWNS**Most Touchdowns, Career**

9 Brian Mitchell1990-99
3 Dick Todd1939-48
3 Rickie Harris1965-70

Most Touchdowns, Season

2 Eddie Saenz1947
2 John Williams1952
2 Bert Zagers1957
2 Tony Green1978
2 Mike Nelms1981
2 Brian Mitchell1991
2 Brian Mitchell1994

FUMBLES**Most Fumbles, Career**

47 Sammy Baugh1937-52
42 Joe Theismann1974-85
42 Mark Rypien1987-93

Most Fumbles, Season

15 Sammy Baugh1947
14 Mark Rypien1989
14 Trent Green1998

Most Fumbles, Game

5	... Patrick Ramsey vs Packers10/20/2002
---	-------------------------------	-----------------

FUMBLES RECOVERED**Most Fumbles Recovered, Career,****Own and Opponents'**

21 Sammy Baugh1937-52
16 Brad Dusek1974-81
15 Monte Coleman1979-94

Most Fumbles Recovered, Season,**Own and Opponents'**

7 Sammy Baugh1947
6 Joe Theismann1984

OWN FUMBLES RECOVERED**Most Own Fumbles Recovered, Season**

7 Sammy Baugh1947
6 Joe Theismann1984

OPPONENTS' FUMBLES RECOVERED**Most Opponents' Fumbles Recovered, Career**

16 Brad Dusek1974-81
15 Monte Coleman1979-94
14 Chris Hanburger1965-78
14 Neal Olkewicz1979-89

Most Opponents' Fumbles Recovered, Season

5 Paul Krause1965
4 Brad Dusek1975
4 Darryl Grant1984
4 Fred Stokes1990
4 Sam Shade2000



Individual Records

YARDS RETURNING FUMBLES

Longest Fumble Return (all TDS)

78	Darrell Green vs Colts	10/07/93
76	John Paluck vs Giants	12/02/56

TOUCHDOWNS

Most Touchdowns, Career

3	Chris Hanburger	1965-78
3	Brad Dusek	1974-79

Most Touchdowns, Season

1, many times	(last time by LaVar Arrington vs Cowboys, 12/29/2002)
---------------	-------	---

COMBINED NET YARDS GAINED

Rushing, Receiving, Interception Returns, Punt Returns, Kickoff Returns, Fumble Returns

Most Seasons Leading League

4	Brian Mitchell	1994-96, 98
---	-------	----------------	-------	-------------

Most Consecutive Seasons Leading League

3	Brian Mitchell	1994-96
---	-------	----------------	-------	---------

Most Seasons Leading Team

7	Brian Mitchell	1993-99
6	Larry Brown	1969-74
3	Bobby Mitchell	1962-63, 67
3	Charley Taylor	1964-66
3	Earnest Byner	1990-92

Most Consecutive Seasons Leading Team

7	Brian Mitchell	1993-99
6	Larry Brown	1969-74
3	Charley Taylor	1964-66
3	Earnest Byner	1990-92

ATTEMPTS

Most Attempts, Career

2,109	John Riggins	1976-79, 81-85
1,768	Larry Brown	1969-76
1,532	Stephen Davis	1996-2002

Most Attempts, Season

384	Stephen Davis	2001
380	John Riggins	1983
379	Terry Allen	1996

Most Attempts, Game

45	Jamie Morris vs Bengals	12/17/88
39	Earnest Byner vs Patriots	12/15/90
39	Stephen Davis vs Cardinals	01/06/02

YARDS GAINED

Most Yards Gained, Career

16,900	Brian Mitchell	1990-99
12,358	Art Monk	1980-93
10,803	Charley Taylor	1964-77

Most Yards Gained, Season

2,477	Brian Mitchell	1994
2,357	Brian Mitchell	1998
2,348	Brian Mitchell	1995

SACKS**

Most Seasons Leading Team

5	Dexter Manley	1982, 84-86, 88
3	Coy Bacon	1978-80
3	Charles Mann	1987, 89, 91
3	Ken Harvey	1994-95, 97

Most Sacks, Career

975	Dexter Manley	1981-89
820	Charles Mann	1982-93
595	Dave Butz	1975-88

Most Sacks, Season

180	Dexter Manley	1986
150	Coy Bacon	1979
150	Dexter Manley	1985

Most Sacks, Game

4.0	Diron Talbert vs Giants	09/28/75
4.0	Dexter Manley vs Giants	10/02/88
3.5	Rich Milot vs Bears	12/30/84*

Most Season, 10 or More Sacks

5	Charles Mann	1985-87, 89, 91
4	Dexter Manley	1983-86
3	Coy Bacon	1978-80

Most Consecutive Seasons, 10 or More Sacks

4	Dexter Manley	1983-86
3	Coy Bacon	1978-80
3	Charles Mann	1985-87



Linebacker Ken Harvey

*NFL Record *Playoffs

**Sacks became an official stat in 1982.

Opponent Individual Records

Most Completions

37 ... Jeff George (59 att), Colts 11/07/93

Most Touchdowns

- 7 ... Adrian Burk, Eagles 10/17/54
- 7 ... Y.A. Title, Giants 10/28/62

Most Interceptions

6 ... Ed Luther, Chargers 10/31/83

Longest Completion

99 ... Jim Plunkett (to Cliff Branch), Raiders . . 10/02/83

RECEIVING

Most Yards Gained

269 ... Del Shofner, Giants (11 rec.) 10/28/62

Most Receptions

14 ... Don Looney, Eagles 12/01/40

Most Touchdowns

4 ... Bob Shaw, Rams 12/11/49

Longest Reception

99t ... Jim Plunkett (to Cliff Branch), Raiders . 10/02/83

INTERCEPTIONS

Most Interceptions

4 ... Jack Butler, Steelers 12/13/53

4 ... Jerry Norton, Cardinals 11/20/60

Most Yards Gained

121 ... Mike Gaechter, Cowboys 11/03/63

Most Touchdowns

2 ... Robert Massey, Cardinals 10/04/92

Longest Interception Return

96 ... Dennis Thurman, Cowboys 9/06/81

99 ... George Buksar, Colts ran 18, lateraled
..... to Ernie Zaleski who ran 81 yds 11/26/50

KICKOFF RETURNS

Most KO Returns

8 ... Harlan Huckleby, Packers 10/17/83

Most Yards Gained

208 ... Harlan Huckleby, Packers 10/17/83

Longest KO Return

105t ... Ollie Matson, Cardinals 10/14/56

PUNT RETURNS

Most Punt Returns

8 ... Stump Mitchell, Cardinals 01/02/83

8 ... Leon Bright, Giants 9/13/81

Most Yards Gained

107 ... Charlie West, Vikings 11/03/68

Longest Punt Return

98t ... Charlie West, Vikings 11/03/68

FUMBLE RETURNS

Longest Returns

103t ... Aeneus Williams, Cardinals 12/24/00

• NFL Record *Playoffs



Punter Mike Bragg

Redskins Championships

NFC EAST:131936, 1937, 1940, 1942, 1943, 1945, 1972, 1982, 1983, 1984, 1987, 1991, 1999
NFC:51972Defeated Cowboys 26-3, Dec 31, 1972 (at RFK)
1982Defeated Cowboys 31-17, Jan 22, 1983 (at RFK)
1983Defeated 49ers 24-21, Jan 8, 1984 (at RFK)
1987Defeated Vikings 17-10, Jan 17, 1988 (at RFK)
1991Defeated Lions 41-10, Jan 12, 1992 (at RFK)
NFL:21937 (8-3 record)Defeated Bears 28-21, in title game
1942 (10-1 record)Defeated Bears 14-6, in title game
SUPER BOWL:31982Defeated Dolphins 27-17 in Super Bowl XVII
1987Defeated Broncos 42-10 in Super Bowl XXII
1991Defeated Bills 37-24 in Super Bowl XXVI
PLAYOFF APPEARANCES (since 1970 merger):141971, 1972, 1973, 1974, 1976, 1982, 1983, 1984, 1986, 1987, 1990, 1991, 1992, 1999

Games

Regular Season:1932-2004Won 505, Lost 461, Tied 27 (.514)
Playoff Record:1937-1999Won 22, Lost 15 (.595)
Most Victories, Season:199117 (14-2 regular season, 3-0 playoffs, 17-2 overall)
Best Winning Pct., Season:1982923 (8-1 regular season, 4-0 playoffs, 12-1 overall)
Worst Winning Pct., Season:1961071 (1-12-1 regular season)
Most Consecutive Victories:1410/04/42 - 11/07/43
Most Consecutive Games Without Defeat:1710/04/42 - 11/28/43 (16-0-1)
Most Consecutive Losses:1710/30/60 - 11/19/61
Most Consecutive Games Without Victory:2310/16/60 - 12/17/61 (20 losses, 3 ties)

Attendance Records

Largest Home Attendance:	90,28710/10/04vs. Baltimore Ravens at FedExField
Largest Road Attendance:	103,6671/30/83Super Bowl XVII, Pasadena, CA, Miami Dolphins

Washington Redskins Sellouts

The Washington Redskins have been sold out for every regular season game since the beginning of the 1966 season. The Redskins have sold out 294 consecutive home games, and with postseason contests the total reaches 312 over the 38 year period.

Post Season Records

The Washington Redskins have played in 36 postseason games in their history, earning a 21-15 record in those contests. They have reached the NFL's championship game 11 times, winning two World Championships and three Super Bowls. Along with Dallas and San Francisco, Washington ranks third among NFL teams for most Championship titles in the history of pro football.

Coach Joe Gibbs, who returned to the helm of the burgundy and gold in 2004, won three Super Bowls during his previous 12-year tenure from 1981-92. His first came in Super Bowl XVII against Miami (following the 1982 season), the second in Super Bowl XII against Denver (following the 1987 season) and the third in Super Bowl XXVI against Buffalo (following the 1991 season).



Most NFL Championships

- 12 Green Bay Packers
- 9 Chicago Bears
- 6 New York Giants
- 5 Washington Redskins
 - Dallas Cowboys
 - San Francisco 49ers
- 4 Cleveland Browns
 - Detroit Lions
 - Pittsburgh Steelers

The following is a complete list of the Redskins postseason games since their inception. Following the list is a postseason records section featuring team, individual offense and defense record for all playoff games and Super Bowls.

Date	Playoff	Opponent	Result	Score	Attend
Dec. 12, 1937	1937 NFL Championship	@ Chicago Bears	W	28-21	15,870
Dec. 8, 1940	1940 NFL Championship	Chicago Bears	L	73-0	36,034
Dec. 13, 1942	1942 NFL Championship	Chicago Bears	W	14-6	36,006
Dec. 19, 1943	Eastern Division Playoff	@ New York Giants	W	28-0	42,800
Dec. 26, 1943	NFL Championship	@ Chicago Bears	L	41-21	34,320
Dec. 16, 1945	NFL Championship	@ Cleveland Browns	L	15-14	32,178
Dec. 26, 1971	1971 NFC Divisional Playoff	@ San Francisco	L	24-20	45,327
Dec. 24, 1972	1972 NFC Divisional Playoff	Green Bay	W	16-3	53,140
Dec. 31, 1972	1972 NFC Championship	Dallas	W	26-3	53,189
Jan. 14, 1973	Super Bowl VII	Miami (@ Los Angeles)	L	14-7	90,182
Dec. 22, 1973	1973 NFC Divisional Playoff	@ Minnesota	L	27-20	45,475
Dec. 22, 1974	1974 NFC Divisional Playoff	@ LA Rams	L	19-10	80,118
Dec. 18, 1976	1976 NFC Divisional Playoff	@ Minnesota	L	35-20	47,221
Jan. 8, 1983	1982 NFC Wildcard Playoff	Detroit	W	31-7	55,045
Jan. 15, 1983	1982 NFC Divisional Playoff	Minnesota	W	21-7	54,593
Jan. 22, 1983	1982 NFC Championship	Dallas	W	31-17	55,045
Jan. 30, 1983	Super Bowl XVII	Miami (@ Pasadena)	W	27-17	103,667
Jan. 1, 1984	1983 NFC Divisional Playoff	LA Rams	W	51-7	55,363
Jan. 8, 1984	1983 NFC Championship	San Francisco	W	24-21	55,363
Jan. 22, 1984	Super Bowl XVIII	LA Raiders (@ Tampa)	L	38-9	79,920
Dec. 30, 1984	1984 NFC Divisional Playoff	Chicago	L	23-19	55,431
Dec. 28, 1986	1986 NFC Wildcard Playoff	LA Rams	W	19-7	54,180
Jan. 3, 1987	1986 NFC Divisional Playoff	@ Chicago	W	27-13	65,141
Jan. 11, 1987	1986 NFC Championship	@ NYG	L	17-0	76,633
Jan. 10, 1988	1987 NFC Divisional Playoff	@ Chicago	W	21-17	58,153
Jan. 17, 1988	1987 NFC Championship	Minnesota	W	17-10	55,212
Jan. 31, 1988	Super Bowl XXII	Denver (@ San Diego)	W	42-10	73,302
Jan. 5, 1991	1990 NFC Wildcard Playoff	@ Philadelphia	W	20-6	65,287
Jan. 12, 1991	1990 NFC Divisional Playoff	@ San Francisco	L	28-10	65,292
Jan. 4, 1992	1991 NFC Divisional Playoff	Atlanta	W	24-7	55,181
Jan. 12, 1992	1991 NFC Championship	Detroit	W	41-10	55,585
Jan. 26, 1992	Super Bowl XXVI	Buffalo (@ Minnesota)	W	37-24	63,130
Jan. 2, 1993	1992 NFC Wildcard Playoff	@ Minnesota	W	24-7	57,353
Jan. 9, 1993	1992 NFC Divisional Playoff	@ San Francisco	L	20-13	64,991
Jan. 8, 2000	1999 NFC Wildcard Playoff	Detroit	W	27-13	79,441
Jan. 15, 2000	1999 NFC Divisional Playoff	Tampa Bay	L	14-13	65,835

Team Playoff Records *(All Single Game Records)*

YARDS GAINED

Most Net Yards Gained

602vs. Denver, Jan. 31, 1988
445vs. LA Rams, Jan. 1, 1984
441@ San Francisco, Jan. 12, 1991

Fewest Net Yards Gained

157vs. Tampa Bay, Jan. 15, 2000
166vs. Chicago, Dec. 13, 1942
190@ New York Giants, Jan. 11, 1987

FIRST DOWNS

Most First Downs

25@ San Francisco, Jan. 12, 1991
25vs. Denver, Jan. 31, 1988
244 times, last @ Minnesota, Jan. 12, 1993

Fewest First Downs

8vs. Chicago, Dec. 13, 1942
8vs. Chicago, Dec. 16, 1945
10vs. Tampa Bay, Jan. 15, 2000
11vs. Minnesota, Jan. 17, 1988

RUSHING

Most Yards Gained Rushing

280vs. Denver, Jan. 31, 1988
276vs. Miami, Jan. 30, 1983
223vs. Detroit, Jan. 8, 2000

Fewest Yards Gained Rushing

40@ New York Giants, Jan. 11, 1987
46vs. Tampa Bay, Jan. 15, 2000
49@ LA Rams, Dec. 22, 1974

Most Rushing Attempts

52vs. Miami, Jan. 30, 1983
47@ Minnesota, Jan. 2, 1993
45vs. San Francisco, Jan. 8, 1984
45vs. Atlanta, Jan. 4, 1992

Fewest Rushing Attempts

14vs. Chicago, Dec. 8, 1940
16@ New York Giants, Jan. 11, 1987
18@ Minnesota, Dec. 18, 1976
21@ San Francisco, Jan. 9, 1993

PASSING

Most Passes Attempted

51vs. Chicago, Dec. 8, 1940
50@ New York Giants, Jan. 11, 1987
49@ Minnesota, Dec. 18, 1976
48@ San Francisco, Jan. 12, 1991

Fewest Passes Attempted

13vs. Chicago, Dec. 13, 1942
14vs. Green Bay, Dec. 24, 1972
17vs. Detroit, Jan. 12, 1992
18vs. Dallas, Dec. 31, 1972

Most Passes Completed

27@ San Francisco, Jan. 12, 1991
26@ Minnesota, Dec. 18, 1976
22vs. Chicago, Dec. 30, 1984
22vs. Chicago, Dec. 12, 1937

Fewest Passes Completed

5vs. Chicago, Dec. 13, 1942
7vs. Green Bay, Dec. 24, 1972
9vs. Minnesota, Jan. 17, 1988
11@ San Francisco, Dec. 26, 1971

Most Net Yards Passing

371vs. Chicago, Dec. 12, 1937
361@ San Francisco, Jan. 12, 1991
322vs. Denver, Jan. 31, 1988
315vs. LA Rams, Jan. 1, 1984

Fewest Net Yards Passing

65vs. Chicago, Dec. 13, 1942
87vs. Miami, Jan. 14, 1973
90vs. LA Rams, Dec. 28, 1986
93@ San Francisco, Jan. 12, 1991

Most Touchdown Passes

4vs. Denver, Jan. 31, 1988
3vs. Detroit, Jan. 8, 1983
3vs. Chicago, Dec. 12, 1937
211 times, last vs. Buffalo, Dec. 26, 1992

Most Passes Intercepted

33 times, last @ San Francisco, Jan. 12, 1991
---	---

SCORING

Most Points Scored

51vs. LA Rams, Jan. 1, 1984
42vs. Denver, Jan. 31, 1988
41vs. Detroit, Jan. 12, 1992

Fewest Points Scored

0vs. Chicago, Dec. 8, 1940
0@ New York Giants, Jan. 11, 1987
7vs. Miami, Jan. 14, 1973
9vs. LA Raiders, Jan. 22, 1984

Largest Margins of Victory

44vs. LA Rams, Jan. 1, 1984 (51-7)
32vs. Denver, Jan. 31, 1988 (42-10)
31vs. Detroit, Jan. 12, 1992 (41-10)

Most Touchdowns Scored

6vs. LA Rams, Jan. 1, 1984
6vs. Denver, Jan. 31, 1988
5vs. Detroit, Jan. 12, 1992
43 times, last vs. Buffalo, Jan. 26, 1992

Most Field Goals Scored

4vs. Dallas, Dec. 31, 1972
4vs. LA Rams, Dec. 28, 1986
33 times, last vs. Buffalo, Jan. 26, 1992

Most (One-Point) Points After Touchdown

- 6 vs. LA Rams, Jan. 1, 1984
 6 vs. Denver, Jan. 31, 1988
 5 vs. Detroit, Jan. 12, 1992

Most Safeties

- 1 vs. Chicago, Dec. 30, 1984

PENALTIES**Most Penalties**

- 8 @ Chicago, Jan. 3, 1987
 7 @ Minnesota, Dec. 18, 1976
 7 Chicago, Dec. 30, 1984

**Charles Mann****Individual Playoff Records****RUSHING****Most Attempts, Game**

- 38 John Riggins, vs. Mia, Jan. 30, 1983
 37 John Riggins, vs. Minn, Jan. 15, 1983
 36 John Riggins, vs. Dal, Jan. 22, 1983
 36 John Riggins, vs. SF, Jan. 8, 1984

Most Yards Gained, Game

- 204 Timmy Smith, vs. Den, Jan. 31, 1988
 185 John Riggins, vs. Minn, Jan. 15, 1983
 166 John Riggins, vs. Mia, Jan. 30, 1983
 140 John Riggins, vs. Dal, Jan. 22, 1983

Longest Run from Scrimmage

- 58t Timmy Smith, vs. Den, Jan. 31, 1988
 58 Stephen Davis, vs. Det., Jan. 8, 2000
 43t John Riggins, vs. Mia, Jan. 30, 1983
 38 Brian Mitchell, @ Minn, Jan. 2, 1993

Most Consec. Games, 100 or More Yards Rushing

- 6 John Riggins (1982-1983 seasons)

Most Touchdowns, Game

- 3 John Riggins, vs. LA Rams, Jan. 1, 1984
 2 8 times, last by Stephen Davis, Jan. 8, 2000

PASSING**Most Passes Completed, Game**

- 27 Mark Rypien, @ SF, Jan. 12, 1991
 26 Bill Kilmer, @ Minn, Dec. 18, 1976
 22 Joe Theismann, vs. Chi, Dec. 30, 1984

Most Passes Attempted, Game

- 50 Jay Schroeder, @ NYG, Jan. 11, 1987
 49 Bill Kilmer, @ Minn, Dec. 18, 1976
 48 Mark Rypien, @ SF, Jan. 12, 1991

Most Yards Gained on Passes, Game

- 361 Mark Rypien, @ SF, Jan. 12, 1991
 340 Doug Williams, vs. Den, Jan. 31, 1988
 335 Sammy Baugh, vs. Chi, Dec. 12, 1937
 302 Joe Theismann, vs. LA Rams, Jan. 1, 1984

Most Touchdown Passes, Game

- 4 Doug Williams, vs. Den, Jan. 31, 1988
 3 Joe Theismann, vs. Det, Jan. 8, 1983
 3 Sammy Baugh, vs. Chi, Dec. 12, 1937
 2 10 times, last by Mark Rypien, Jan. 26, 1992

Most Passes Intercepted, Game

- 5 Frank Filchok, vs. Chi, Dec. 8, 1940
 3 3 times, last by Mark Rypien, Jan. 12, 1991

Longest Completed Passes

- 80t Doug Williams, vs. Den, Jan. 31, 1988
 78t Sammy Baugh, vs. Chi, Dec. 12, 1937
 70t Joe Theismann, vs. SF, Jan. 8, 1984
 60 Joe Theismann, vs. LA Raiders, Jan. 22, '84
 51 Bill Kilmer, vs. Dal, Dec. 31, 1972

Best Completion Percentage, Game**(min. 15 attempts)**

- 78 Joe Theismann, vs. LA Rams, Jan. 1, 1984 (18-23)
 76 Sammy Baugh, vs. Chi, Dec. 12, 1937
 74 Joe Theismann, vs. Minn, Jan. 15, 1983 (17-23)
 67 Mark Rypien, @ Minn, Jan. 2, 1993 (16-24)

RECEIVING**Most Passes Caught, Game**

- 10 Art Monk, vs. Chi, Dec. 30, 1984
 10 Art Monk, @ SF, Jan. 12, 1991
 9 Ricky Sanders, vs. Den, Jan. 31, 1988
 9 Wayne Millner, vs. Chi, Dec. 12, 1937

Individual Playoff Records

Most Yards Catching Passes, Game

193	Ricky Sanders, vs. Den, Jan. 31, 1988
171	Charlie Brown, vs. LA Rams, Jan. 1, 1984
163	Art Monk, @ SF, Jan. 12, 1991
160	Wayne Millner, vs. Chi, Dec. 12, 1937
146	Charley Taylor, vs. Dal, Dec. 31, 1972
137	Charlie Brown, vs. SF, Jan. 8, 1984

Most Consec. Games, 100 or More Yards Receiving

2	Charlie Brown (1983 season)
---	-------	-----------------------------

Most Touchdown Receptions, Game

3	Alvin Garrett, vs. Det, Jan. 8, 1983
2	4 times, last by Ricky Sanders, Jan. 31, 1988

INTERCEPTIONS BY

Most Interceptions, Game

2	3 times, last by Brad Edwards, Jan. 26, 1992
---	-------	--

Longest Interception Returns

771	Jeris White, vs. Det, Jan. 8, 1983
721	Darrell Green, vs. LA Rams, Jan. 1, 1984
44	Martin Mayhew, @ Minn, Jan. 2, 1993

SCORING

Most Field Goals Made, Game

4	Curt Knight, vs. Dal, Jan. 31, 1972
4	Jess Atkinson, vs. LA Rams, Dec. 28, 1986
3	3 times, last by Chip Lohmiller, Jan. 26,

Longest Field Goals

52	Curt Knight, @ Minn, Dec. 22, 1973
48	Brett Conway, vs. TB, Jan. 15, 2000
47	Mark Moseley, @ Minn, Dec. 18, 1976
46	Curt Knight, twice, Dec. 24 and 31, 1972

KICKOFF RETURNS

Most Kickoff Returns, Game

6	Eddie Brown, @ Minn, Dec. 18, 1976
5	Alvin Garrett, vs. LA Raiders, Jan. 22, 1984
4	3 times, last by Brian Mitchell, Jan. 15, 2000

Most Yards Gained on Kickoff Returns, Game

170	Leslie Duncan, @ SF, Dec. 26, 1971
136	Eddie Brown, @ Minn, Dec. 18, 1976
128	Mike Nelms, vs. Dal, Jan. 22, 1983
100	Alvin Garrett, vs. LA Raiders, Jan. 22, 1984
100t	Brian Mitchell, vs. TB, Jan. 15, 2000

Longest Kickoff Returns

100t	Brian Mitchell, vs. TB, Jan. 15, 2000
76	Mike Nelms, vs. Dal, Jan. 22, 1983
67	Leslie Duncan, @ SF, Dec. 26, 1971

PUNTING

Best Gross Punting Average, Game (min. 4 punts)

52.5	Sammy Baugh, vs. Chi, Dec. 13, 1942 (6-315)
46.5	Mike Bragg, vs. GB, Dec. 24, 1972 (6-279)
46.0	Mike Bragg, @ SF, Dec. 26, 1971 (5-231)
45.2	Mike Bragg, @ LA Rams, Dec. 22, 1974 (5-226)

Longest Punts

66	Mike Bragg, @ SF, Dec. 26, 1971
58	Mike Bragg, @ LA Rams, Dec. 22, 1974
57	Mike Bragg, vs. GB, Dec. 24, 1972

PUNT RETURNS

Most Punt Returns, Game

6	Larry Brown, @ Minn, Dec. 18, 1976
6	Mike Nelms, vs. Mia, Jan. 30, 1983
5	Brian Mitchell, vs. TB, Jan. 15, 2000

Most Yards Gained on Punt Returns, Game

70	Brian Mitchell, @ Minn, Jan. 2, 1993
60	Mike Nelms, vs. Det, Jan. 8, 1983
56	vs. LA Rams, Jan. 1, 1984

Longest Punt Returns

54	Brian Mitchell, @ Minn, Jan. 2, 1993
52t	Darrell Green, @ Chi, Jan. 10, 1988
48	Nick Giaquinto, vs. LA Rams, Jan. 1, 1984

SACKS

Most Sacks, Career (since 1982)

10	Charles Mann (15 games)
8	Dexter Manley (14 games)
7	Fred Stokes (6 games)
5.5	Monte Coleman (20 games)
4.5	Rich Milot (13 games)

Most Sacks, Game (since 1982)

3.5	Rich Milot, vs. Chi, Dec. 30, 1984
3	Charles Mann, @ Chi, Jan. 10, 1988
3	Wilber Marshall, vs. Det, Jan. 12, 1992

Defensive Playoff Records

TOTAL YARDS ALLOWED

Most Net Yards Allowed

425vs. San Francisco, Jan. 8, 1984
401@ San Francisco, Jan. 9, 1993
385vs. LA Raiders, Jan. 22, 1984

Fewest Net Yards Allowed

148@ Minnesota, Jan. 2, 1993
169vs. Dallas, Dec. 31, 1972
176vs. Miami, Jan. 30, 1983

FIRST DOWNS

Most First Downs Allowed

25vs. Buffalo, Jan. 26, 1992
22@ San Francisco, Jan. 9, 1993
21@ Minnesota, Dec. 18, 1976
21vs. Dallas, Jan. 22, 1983

Fewest First Downs Allowed

8vs. Dallas, Dec. 31, 1972
9vs. Miami, Jan. 10, 1983
9@ Minnesota, Jan. 2, 1993

RUSHING

Most Yards Allowed Rushing

231vs. LA Raiders, Jan. 22, 1984
221@ Minnesota, Dec. 18, 1976
198vs. LA Rams, Dec. 28, 1986

Fewest Yards Allowed Rushing

43vs. Atlanta, Jan. 4, 1992
43vs. Buffalo, Jan. 26, 1992
44vs. Tampa Bay, Jan. 15, 2000

PASSING

Most Opponent Passes Attempted

59vs. Buffalo, Jan. 26, 1992
48vs. San Francisco, Jan. 8, 1984
46vs. Detroit, Jan. 8, 2000

Fewest Opponent Passes Attempted

10vs. Chicago, Dec. 8, 1940
11vs. Miami, Jan. 14, 1973
14@ New York Giants, Jan. 11, 1987
17vs. Miami, Jan. 30, 1983
17vs. Chicago, Dec. 30, 1984

Most Opponent Passes Completed

29vs. Buffalo, Jan. 26, 1992
27vs. San Francisco, Jan. 8, 1984
25vs. Detroit, Jan. 12, 1992

Fewest Opponent Passes Completed

4vs. Miami, Jan. 30, 1983
4vs. NYG, Dec. 19, 1943
6@ Minnesota, Jan. 2, 1993
7@ New York Giants, Jan. 11, 1987

Most Opponent Net Yards Passing

345vs. San Francisco, Jan. 8, 1984
292@ San Francisco, Jan. 12, 1991
286vs. Chicago, Dec. 26, 1943
275vs. Dallas, Jan. 22, 1983

Fewest Opponent Net Passing Yards

69vs. Miami, Jan. 14, 1973
73vs. Dallas, Dec. 31, 1972
75@ Minnesota, Jan. 2, 1993

SCORING

Most Opponent Points Scored

73vs. Chicago, Dec. 8, 1940
41vs. Chicago, Dec. 26, 1943
38vs. LA Raiders, Jan. 22, 1984
35@ Minnesota, Dec. 18, 1976
28@ San Francisco, Jan. 12, 1991

Fewest Opponent Points Scored

3vs. Green Bay, Dec. 24, 1972
3vs. Dallas, Dec. 31, 1972
6@ Philadelphia, Jan. 5, 1991

Opponent Largest Margins of Victory

73vs. Chicago, Dec. 8, 1940
29vs. LA Raiders, Jan. 22, 1984 (38-9)
18@ San Francisco, Jan. 12, 1991 (28-10)
17@ New York Giants, Jan. 11, 1987 (17-0)

Most Opponent Touchdowns Scored

11vs. Chicago, Dec. 8, 1940*
5@ Minnesota, Dec. 18, 1986
5vs. LA Raiders, Jan. 22, 1984
4@ San Francisco, Jan. 12, 1991

Most Opponent Field Goals Scored

25 times, last @ San Francisco, Jan. 9, 1993
---	--

PENALTIES

Most Opponent Penalties

12vs. Detroit, Jan. 8, 2000
8vs. LA Rams, Dec. 28, 1986
74 times, last @ Minnesota, Jan. 2, 1993

Fewest Opponent Penalties

2@ Minnesota, Dec. 22, 1973
2vs. Minnesota, Jan. 17, 1988
2vs. Tampa Bay, Jan. 15, 2000

Redskins Super Bowl MVPs

Super Bowl XVII



Fullback John Riggins ran for a Super Bowl record (at the time) 166 yards on 38 carries in the Redskins 27-17 win over Miami. (Record is currently held by Redskin Timmy Smith with 204 yards, Super Bowl XXII.)

Super Bowl XXII



Doug Williams passed for a Super Bowl record-tying (at the time) four TD passes and 340 yards in the 42-10 win over Denver. (Record is currently held by Kurt Warner with 414 yards, Super Bowl XXXIV.)

Super Bowl XXVI



Mark Rypien passed for 292 yards and two TDs in the Skins 37-24 win over Buffalo.

Single Game Records

From Scrimmage

by Redskins:	88	Billy Wells @ Cardinals	01/21/54
vs Redskins:	90	Bobby Mitchell, Browns	11/15/59
in Washington:	90	Bobby Mitchell, Browns	11/15/59

Pass Play

by Redskins:	99	Andy Farkas vs Steelers (pass from Frank Filchock)	10/15/39
	99	Bobby Mitchell @ Browns (pass from George Izo)	09/15/63
	99	Gerry Allen @ Bears (pass from Sonny Jurgensen)	09/15/68
vs Redskins:	99	Cliff Branch, Raiders (pass from Jim Plunkett)	10/02/83
in Washington:	99	Cliff Branch, Raiders (pass from Jim Plunkett)	10/02/83
	99	Andy Farkas, Redskins (pass from Frank Filchock)	

Punt Return

by Redskins:	96	Bill Dudley @ Steelers	12/03/50
vs Redskins:	98	Charlie West, Vikings	11/03/68
in Washington:	97	Greg Pruitt, Raiders	10/02/83

Kickoff Return

by Redskins:	102	Larry Jones vs Eagles	11/24/74
vs Redskins:	105	Ollie Matson, Cardinals	10/14/56
in Washington:	105	Ollie Matson, Cardinals	10/14/56

Interception Return

by Redskins:	100	Barry Wilburn @ Vikings	12/26/87
vs Redskins:	99	G. Buksar, Colts, ran 18 yds., lateralled to E. Zaleski who ran 81 yds.	11/26/50
in Washington:	99	Buksar-Zaleski play above	11/26/50

Fumble Return

by Redskins:	78t	Darrell Green vs Colts	11/07/93
vs Redskins:	77t	Jim Jeffcoat, Cowboys	9/24/89
in Washington:	78t	Darrell Green vs Colts	11/07/93

Field Goal

by Redskins:	57	Steve Cox vs Seahawks	9/28/86
vs Redskins:	58	Nick Lowery, Chiefs	9/18/83
in Washington:	58	Nick Lowery, Chiefs	9/18/83



RB John Riggins meets the press.

The Last Time

Kickoff Returned for Touchdown

by Redskins:	11/30/03	Chad Morton vs. Saints (94 yards)
vs Redskins:	12/05/04	Derrick Ward, Giants (92 yards)

Punt Returned for Touchdown

by Redskins:	09/16/02	Jacquez Green vs. Eagles (90 yards)
vs Redskins:	10/10/04	BJ Sams, Ravens (78 yards)

Pass Interception for Touchdown

by Redskins:	10/13/02	Ifeanyi Ohalete vs. Saints (78 yards)
		(pass from Aaron Brooks)
vs Redskins:	10/17/04	Jerry Azumah @ Bears (70 yards)

Punt was Blocked

by Redskins:	11/28/02	Kevin Mitchell @ Dallas
vs Redskins:	12/18/04	Keith Lewis @ San Francisco

Field Goal was Blocked

by Redskins:	09/19/04	Joe Salave'a @ Giants,
vs Redskins:	11/28/02	Flozell Adams @ Dallas
		James Tuthill attempted (36-yd)

Extra Point Missed

by Redskins:	11/02/03	John Hall @ Dallas
vs Redskins:	11/26/95	Gary Anderson, Eagles

Shutout was Scored

by Redskins:	09/30/91	Redskins 23 vs Eagles 0
vs Redskins:	12/14/03	Redskins 0 vs. Dallas 27

Fumble Returned for Touchdown

by Redskins:	12/29/02	LaVar Arrington vs Dallas (end zone)
vs Redskins:	10/10/04	Ed Reed vs. Ravens (22 yards)

Safety Scored

by Redskins:	09/14/03	Jessie Armstead @ Falcons(QB sack in end zone)
by Redskins:	12/22/02	Billy Miller vs. Houston (holding in the end zone)
vs Redskins:	12/18/04	Keith Lewis @ San Francisco

400 Yards Passing

by Redskins:	12/26/99	Brad Johnson @ 49ers (471 yards)
vs Redskins:	11/10/96	Boomer Esiason, Cardinals (522 yards)

Four Touchdown Passes

by Redskins:	10/03/99	Brad Johnson vs Panthers
vs Redskins:	11/24/04	Donovan McNabb @ Eagles

Five Touchdown Passes

by Redskins:	10/11/64	Sonny Jurgensen vs Eagles
vs Redskins:	09/12/99	Troy Aikman, Cowboys

Six Touchdown Passes

by Redskins:	11/10/91	Mark Rypien vs Falcons
vs Redskins:		Never

200 Yards Receiving

vs Redskins:	10/21/01	Rod Gardner vs Panthers (208 yards)
vs Redskins:	11/07/93	Reggie Langhorne, Colts (203 yards)

Three Touchdown Receptions

by Redskins:	11/22/98	Michael Westbrook vs Cardinals
vs Redskins:	12/07/97	Rob Moore @ Cardinals

200 Yards Rushing

by Redskins:	09/17/89	Gerald Riggs vs Eagles (221 yards)
vs Redskins:	11/15/59	Bobby Mitchell, Browns (232 yards)

Three Touchdowns Rushing

by Redskins:	11/24/02	Stephen Davis vs Rams
vs Redskins:	10/20/02	Ahman Green, Packers

Four Touchdowns Rushing

by Redskins:	Never
vs Redskins:	11/21/54	Ollie Matson, Cardinals

Four Field Goals

by Redskins:	12/18/04	Jeff Chandler @ 49ers
vs Redskins:	11/17/02	Matt Bryant @ Giants

Five Field Goals

by Redskins:	10/25/92	Chip Lohmiller @ Vikings
vs Redskins:	12/17/83	Ali Haji-Sheikh, Giants

Three Interceptions

by Redskins:	10/17/99	Champ Bailey @ Cardinals
vs Redskins:	12/14/03	Terence Newman, Cowboys

**Sonny Jurgensen****Joe Theismann****Gary Clark**

Yearly Rushing Leaders

Year	Individual	Carries	Yards	Avg.	TDs
1932	Cliff Battles	148	576	3.9	3
1933	Jim Musick	173	809	4.7	5
1934	Cliff Battles	103	511	5.0	6
1935	Bill Shepherd	143	425	3.0	4
1936	Cliff Battles	176	614	3.5	5
1937	*Cliff Battles	216	874	4.1	6
1938	Andy Farkas	75	315	4.2	6
1939	Andy Farkas	139	547	3.9	6
1940	Dick Todd	76	408	5.3	5
1941	Frank Filchock	115	383	3.3	2
1942	Andy Farkas	125	468	3.7	4
1943	Andy Farkas	110	327	3.0	5
1944	Bob Seymour	92	315	3.4	3
1945	Frank Akins	147	797	5.4	6
1946	Dick Todd	41	266	6.5	3
1947	Jim Castiglia	104	426	4.2	5
1948	Jim Castiglia	97	330	3.4	0
1949	Rob Goode	61	261	4.3	2
1950	Rob Goode	136	560	4.1	5
1951	Rob Goode	208	951	4.6	9
1952	Leon Heath	90	388	4.3	2
1953	Charlie Justice	115	616	5.4	2
1954	Billy Wells	100	516	5.2	3
1955	Vic Janowicz	93	397	4.3	4
1956	Leo Elter	145	544	3.8	2
1957	Don Bosseler	119	673	4.0	7
1958	John Olszewski	98	505	5.2	2
1959	Don Bosseler	119	644	5.4	3
1960	Don Bosseler	109	428	3.9	2
1961	Dick James	71	374	5.3	3
1962	Billy Barnes	159	492	3.1	3
1963	Dick James	104	384	3.7	4
1964	Charley Taylor	199	755	3.8	5
1965	Charley Taylor	145	402	2.8	3
1966	A.D. Whitfield	93	472	5.0	2
1967	A.D. Whitfield	91	384	4.2	1
1968	Gerry Allen	123	399	3.2	4
1969	Larry Brown	202	888	4.4	4
1970	*Larry Brown	237	1,125	4.8	5
1971	Larry Brown	253	948	3.7	4
1972	*Larry Brown	285	1,216	4.3	8
1973	Larry Brown	273	860	3.2	8
1974	Larry Brown	163	430	2.6	3
1975	Mike Thomas	236	919	3.9	4
1976	Mike Thomas	254	1,101	4.3	5
1977	Mike Thomas	228	806	3.5	3
1978	John Riggins	248	1,014	4.1	5
1979	John Riggins	260	1,153	4.4	9
1980	Wilbur Jackson	176	708	4.0	3
1981	Joe Washington	210	916	4.4	4
1982	John Riggins	177	553	3.1	3
1983	John Riggins	*375	1,347	3.6	*24
1984	John Riggins	327	1,239	3.8	14
1985	George Rogers	231	1,093	4.7	7
1986	George Rogers	303	1,203	4.0	*18
1987	George Rogers	163	613	3.8	6
1988	Kelvin Bryant	108	498	4.6	1
1989	Gerald Riggs	201	834	4.1	4
1990	Earnest Byner	*297	1,219	4.1	6
1991	Earnest Byner	274	1,048	3.8	5
1992	Earnest Byner	262	998	3.8	6
1993	Reggie Brooks	223	1,063	4.8	3
1994	Ricky Ervins	185	650	3.5	3
1995	Terry Allen	338	1,309	3.9	10
1996	Terry Allen	347	1,353	3.9	*21
1997	Terry Allen	210	724	3.4	4
1998	Terry Allen	148	700	4.7	2
1999	Stephen Davis	290	1,405	4.8	17
2000	Stephen Davis	332	1,318	4.0	11
2001	Stephen Davis	356	*1,432	4.0	5
2002	Stephen Davis	207	820	4.0	7
2003	Trung Canidate	142	600	4.2	1
2004	Clinton Portis	343	1,315	3.8	5

* NFL Leader

* NFC Leader

* Redskin Record

NFL Record

Yearly Passing Leaders

Year	Individual	Att	Comp	Yards	Pct	TDs	Long	Int	Avg Att	Rating
1932	Honolulu Hughes	10	2	47	200	0			0	7.70
1933	Not Available									
1934	Steve Hokuf	51	13	203	254	3		10	4.00	
1935	Bill Shepherd	64	28	417	437	2		0		6.50
1936	Eddie Britt	44	18	294	409	1		6	6.70	
1937	*Sammy Baugh	171	81	1,127	473	7	59	14	6.59	48.5
1938	Sammy Baugh	128	63	853	492	5	60	11	6.66	48.0
1939	Sammy Baugh	96	53	518	552	6	44	9	9.70	67.5
1940	*Sammy Baugh	177	111	1,367	627	12	81	10	7.72	85.8
1941	Sammy Baugh	193	105	1,236	549	10	55	19	6.40	52.3
1942	Sammy Baugh	225	132	1,524	587	16	53	11	6.77	82.5
1943	*Sammy Baugh	239	133	1,754	556	23	72	19	7.34	77.8
1944	Frank Filchock	147	84	1,139	571	13	61	9	7.75	85.9
1945	*Sammy Baugh	182	128	1,669	703	11	70	4	9.17	109.7
1946	Sammy Baugh	161	87	1,163	540	8	51	17	7.22	54.3
1947	*Sammy Baugh	354	210	2,938	593	25	74	15	8.30	92.3
1948	Sammy Baugh	315	185	2,599	587	22	86	23	8.25	78.3
1949	*Sammy Baugh	225	145	1,903	569	18	76	14	7.56	81.3
1950	Sammy Baugh	166	90	1,130	542	10	56	11	6.81	68.1
1951	Sammy Baugh	154	67	1,104	435	7	53	17	7.17	43.5
1952	Eddie LeBaron	194	95	1,420	490	14	70	15	7.23	65.0
1953	Jack Scarbath	129	45	862	349	9	71	12	6.68	43.6
1954	Jack Scarbath	109	44	789	404	7	60	7	7.32	60.9
1955	Eddie LeBaron	178	79	1,270	440	9	70	15	7.13	50.1
1956	Al Dorow	112	55	730	491	8	51	8	6.52	64.9
1957	Eddie LeBaron	167	99	1,508	593	11	82	9	9.03	88.6
1958	*Eddie LeBaron	145	79	1,365	545	11	71	10	9.48	83.6
1959	Eddie LeBaron	173	77	1,077	445	8	49	11	6.23	51.4
1960	Ralph Guglielmi	223	125	1,547	561	9	50	19	6.94	55.7
1961	Norm Snead	375	172	2,337	459	11	80	22	6.23	52.8
1962	Norm Snead	354	184	2,926	520	22	85	22	8.27	74.7
1963	Norm Snead	363	175	3,043	482	13	77	27	8.38	58.2
1964	Sonny Jurgensen	385	207	2,934	538	24	80	13	7.62	85.2
1965	Sonny Jurgensen	356	190	2,367	534	15	55	16	6.65	69.6
1966	Sonny Jurgensen	436	254	3,209	583	28	86	19	7.36	84.3
1967	*Sonny Jurgensen	508	288	3,747	567	31	86	16	7.41	87.6
1968	Sonny Jurgensen	292	167	1,980	572	17	99	11	6.78	81.5
1969	*Sonny Jurgensen	442	274	3,102	620	22	88	15	7.01	85.5
1970	Sonny Jurgensen	337	202	2,354	599	23	66	10	6.99	91.3
1971	Billy Kilmer	306	166	2,221	542	13	71	13	7.26	74.0
1972	Billy Kilmer	225	120	1,648	533	19	89	11	7.30	84.6
1973	Billy Kilmer	228	122	1,656	537	14	64	9	7.30	81.3
1974	*Sonny Jurgensen	167	107	1,185	641	11	44	5	7.10	94.6
1975	Billy Kilmer	346	178	2,440	514	23	96	16	7.10	77.1
1976	Billy Kilmer	206	108	1,252	524	12	53	10	6.10	70.0
1977	Billy Kilmer	201	99	1,187	493	8	59	7	5.91	66.6
1978	Joe Theismann	391	187	2,593	478	13	63	18	6.63	60.7
1979	Joe Theismann	395	233	2,797	590	20	62	13	7.08	84.0
1980	Joe Theismann	454	262	2,952	577	17	54	16	6.52	75.1
1981	Joe Theismann	496	293	3,566	591	19	79	20	7.19	77.3
1982	*Joe Theismann	252	161	2,033	639	13	78	9	8.07	91.3
1983	Joe Theismann	459	276	3,714	601	29	84	11	8.09	97.0
1984	Joe Theismann	477	283	3,391	593	24	80	13	7.10	86.6
1985	Joe Theismann	301	167	1,774	555	8	55	16	5.89	59.6
1986	Jay Schroeder	541	276	4,109	510	22	71	22	7.60	72.9
1987	Jay Schroeder	267	129	1,878	483	12	84	10	7.09	71.0
1988	Doug Williams	380	213	2,609	561	15	58	12	6.87	77.4
1989	Mark Rypien	476	280	3,786	588	22	80	13	7.92	88.1
1990	Mark Rypien	304	166	2,070	546	16	53	11	6.81	78.4
1991	Mark Rypien	421	249	3,564	591	28	82	11	8.47	97.9
1992	Mark Rypien	479	269	3,282	562	13	62	17	6.85	71.7
1993	Mark Rypien	319	166	1,514	520	4	43	10	4.75	56.3
1994	Heath Shuler	265	120	1,658	453	10	81	12	6.26	59.6
1995	Gus Frerotte	396	199	2,751	503	13	73	13	6.95	70.2
1996	Gus Frerotte	470	270	3,453	574	12	52	11	7.35	79.3
1997	Gus Frerotte	402	204	2,682	507	17	52	12	6.67	73.8
1998	Trent Green	509	278	3,441	546	23	75	11	6.76	81.8
1999	Brad Johnson	519	316	4,005	609	24	65	13	7.72	90.0
2000	Brad Johnson	365	228	2,505	626	11	77	15	6.86	75.7
2001	Tony Banks	370	198	2,386	535	10	85	10	6.45	71.3
2002	Patrick Ramsey	227	117	1,539	515	9	62	8	6.78	71.8
2003	Patrick Ramsey	337	179	2,166	513	14	64	9	6.4	75.8
2004	Patrick Ramsey	272	169	1,665	62.1	10	51	11	6.1	74.8

* NFL Leader

* NFC Leader

* Redskin Record

NFL Record

OWNERSHIP
COACHES
PLAYERS
STATISTICS
RECORDS
HISTORY
SIDELINES

Yearly Receiving Leaders

Year	Individual	Catches	Yards	Avg.	TDs
1932	Cliff Battles (B)	4	70	17.5	1
1933	Roy Horstmann (B)	11	185	16.8	0
1934	Charley Malone	11	121	11.0	2
1935	Charley Malone	22	433	19.7	2
1936	Wayne Millner	18	211	11.7	0
1937	Charley Malone	28	419	14.9	4
1938	Charley Malone	24	257	10.7	1
1939	Wayne Millner	19	294	15.5	4
1940	Jimmy Johnston (B)	29	350	12.1	3
1941	Wayne Millner	20	262	13.1	0
1942	Dick Todd (B)	23	328	14.3	4
1943	Joe Aquirre	37	420	11.4	7
1944	Joe Aquirre	34	410	12.1	4
1945	Steve Bagarus	39	637	16.3	5
1946	Steve Bagarus	31	438	14.1	3
1947	Bob Nussbaumer	47	597	12.7	4
1948	Dick Todd (B)	37	550	14.9	6
1949	Hugh Taylor	45	781	17.4	9
1950	Hugh Taylor	39	833	21.4	9
1951	Hugh Taylor	29	444	15.3	3
1952	Hugh Taylor	41	961	23.4	12
1953	Hugh Taylor	35	703	20.1	8
1954	Hugh Taylor	37	659	17.8	8
1955	John Carson	23	443	19.3	3
1956	John Carson	39	504	12.9	3
1957	John Carson	34	583	17.1	3
1958	Joe Walton	32	532	16.6	5
1959	Bill Anderson	35	734	20.9	6
1960	Bill Anderson	38	488	12.8	3
1961	Fred Dugan	53	817	15.4	4
1962	•Bobby Mitchell	72	1,384	19.2	11
1963	Bobby Mitchell	69	1,436	20.8	7
1964	Bobby Mitchell	60	904	15.1	10
1965	Bobby Mitchell	60	866	14.4	6
1966	•Charley Taylor	72	1,119	15.5	12
1967	•Charley Taylor	70	990	14.1	9
1968	Charley Taylor	48	650	13.5	5
1969	Charley Taylor	71	883	12.5	8
1970	Jerry Smith (TE) (Taylor 42 for 593)	43	575	13.3	9
1971	Roy Jefferson	47	701	14.9	4
1972	Charley Taylor	49	673	13.4	7
1973	Charley Taylor	59	801	13.6	7
1974	Charley Taylor	54	738	13.7	5
1975	Charley Taylor (Grant 41 for 776)	53	744	14.0	6
1976	Frank Grant	50	818	16.4	5
1977	Jean Fuggett (TE)	36	631	17.5	5
1978	Danny Buggs	36	575	15.9	2
1979	Danny Buggs	46	631	13.7	1
1980	Art Monk	58	797	13.7	3
1981	Joe Washington(RB) (Monk 56 for 894)	70	558	7.8	3
1982	Art Monk (Brown 32 for 690)	35	447	12.8	1
1983	•Charlie Brown	78	1,225	15.7	8
1984	•Art Monk	106	1,372	12.9	7
1985	Art Monk	91	1,226	13.4	2
1986	Gary Clark	74	1,265	17.1	7
1987	Gary Clark	56	1,066	19.0	7
1988	Ricky Sanders	73	1,148	15.7	12
1989	Art Monk	86	1,186	13.8	8
1990	Gary Clark	75	1,112	14.8	8
1991	Art Monk (Clark 70 for 1,340)	71	1,049	14.7	8
1992	Gary Clark	64	912	14.3	5
1993	Ricky Sanders	58	638	11.0	4
1994	Henry Ellard	74	1,397	18.9	6
1995	Henry Ellard	56	1,005	17.9	5
1996	Henry Ellard	52	1,014	19.5	2
1997	Jamie Asher (TE)	49	474	9.7	1
1998	Michael Westbrook	44	736	16.7	6
1999	Michael Westbrook	65	1,191	18.3	9
2000	Albert Connell	39	762	19.5	3
2001	Rod Gardner	46	741	16.1	4
2002	Rod Gardner	71	1,006	14.2	8
2003	Laveranues Coles	82	1,204	14.7	6
2004	Laveranues Coles	90	950	10.6	1

• NFL Leader

° NFC Leader

* Redskin Record

NFL Record

Yearly Scoring Leaders

Year	Player	TDs	PAT-A	PAT-M	FCA	FGM	Total
1932	Cliff Battles (B)	6	0	0	0	0	24
1933	Jim Musick (FB)	5	12	11	1	1	44
1934	Cliff Battles (B)	7	3	1	0	0	43
1935	Bill Shepherd (FB)	4	2	1	0	0	25
1936	Cliff Battles (B)	7	0	0	0	0	42
1937	Riley Smith (QB)	3	23	22	7	5	55
1938	Andy Farkas (B)	6	2	1	0	0	37
1939	•Andy Farkas (B)	11	3	2	1	0	68
1940	Dick Todd (B)	9	0	0	0	0	54
1941	Joe Aguirre (E)	2	9	8	5	2	26
1942	Andy Farkas (B)	6	3	3	0	0	39
1943	Andy Farkas (B)	9	0	0	0	0	54
1944	Joe Aguirre (E)	4	18	15	8	4	51
1945	Joe Aguirre (E)	0	24	23	13	7	44
1946	Dick Poillon (B)	1	21	21	16	6	45
1947	Dick Poillon (B)	6	41	37	6	4	85
1948	Dick Poillon (B)	3	38	33	7	5	66
1949	Hugh Taylor (E)	9	0	0	0	0	54
1950	Bill Dudley (RB)	3	31	31	0	5	64
1951	Bill Dudley (RB)	3	22	21	13	10	69
1952	Hugh Taylor (E)	12	0	0	0	0	72
1953	Bill Dudley (RB)	0	25	25	22	11	58
1954	Hugh Taylor (E)	8	0	0	0	0	48
1955	Vic Janowicz (RB)	7	31	28	20	6	88
1956	Sam Baker	0	19	16	25	17	67
1957	•Sam Baker	1	30	29	23	14	77
1958	Sam Baker	0	25	25	26	13	64
1959	Sam Baker	0	22	21	22	10	54
1960	Bob Khayat	0	19	19	23	15	64
1961	John Aveni	1	23	21	28	5	42
1962	Bobby Mitchell (WR)	12	0	0	0	0	72
1963	Bob Khayat	0	34	33	26	12	69
1964	Jim Martin	0	39	35	26	12	71
1965	Bob Jencks	0	32	29	17	10	59
1966	Charlie Gogolak	0	41	39	32	22	105
1967	Jerry Smith (TE)	12	0	0	0	0	72
1968	Charlie Gogolak	0	31	30	19	9	57
1969	Curt Knight	0	36	35	27	16	83
1970	Curt Knight	0	34	33	27	20	93
1971	°Curt Knight	0	27	27	49	29	114
1972	Curt Knight	0	42	40	30	14	82
1973	Curt Knight	0	37	37	42	22	103
1974	Mark Moseley	0	30	27	30	18	81
1975	Mark Moseley	0	39	37	24	16	85
1976	*Mark Moseley	0	32	31	34	22	97
1977	Mark Moseley	0	19	19	37	21	82
1978	Mark Moseley	0	31	30	30	19	87
1979	*Mark Moseley	0	39	39	33	25	114
1980	Mark Moseley	0	30	27	33	18	81
1981	Mark Moseley	0	42	38	30	19	95
1982	Mark Moseley	0	19	16	21	20	76
1983	•Mark Moseley	0	63	62	47	33	#161
1984	Mark Moseley	0	51	48	31	24	120
1985	Mark Moseley	0	33	31	34	22	97
1986	George Rogers (RB)	18	0	0	0	0	108
1987	Ali Haji-Sheikh	0	32	29	19	13	68
1988	Chip Lohmiller	0	41	40	26	19	97
1989	Chip Lohmiller	0	41	41	40	29	128
1990	°Chip Lohmiller	0	41	41	40	30	131
1991	•Chip Lohmiller	0	56	56	43	31	149
1992	°Chip Lohmiller	0	30	30	40	30	120
1993	Chip Lohmiller	0	26	24	28	16	72
1994	Chip Lohmiller	0	32	30	28	20	90
1995	Eddie Murray	0	33	33	36	27	114
1996	Terry Allen (RB)	•21	0	0	0	0	126
1997	Scott Blanton	0	34	34	24	16	82
1998	Cary Blanchard	0	31	30	17	11	63
1999	Brett Conway	0	50	49	32	22	115
2000	Stephen Davis (RB)	11	0	0	0	0	66
2001	Brett Conway	0	22	22	33	26	100
2002	James Tuthill	0	21	20	16	10	50
2003	John Hall	0	27	26	33	25	101
2004	John Hall	0	13	13	11	8	37

* NFL Leader

* NFC Leader

* Redskin Record

NFL Record

OWNERSHIP

COACHES

PLAYERS

STATISTICS

RECORDS

HISTORY

SIDELINES

Yearly Interception Leaders

Year	Player	No.	Yards	Avg.	LG	TD
1942	Sammy Baugh	5	77	15.4	29	0
1943	•Sammy Baugh	11	112	10.2	23	0
1944	Wilbur Moore	5	53	10.6	35	0
1945	Sammy Baugh	4	114	28.5	74	0
	Dick Todd	4	35	8.7	22	0
	Bob Seymour	4	27	7.0	8	0
1946	Steve Bagarus	4	66	16.5	41	0
	Dick Todd	4	26	6.5	20	0
1947	Tom Farmer	6	27	4.5	22	0
1948	•Dan Sandifer	*13	*258	19.9	54	*2
1949	Dan Sandifer	5	82	16.4	59	0
1950	Hall Haynes	4	77	19.3	40	1
	Harry Dawda	4	27	6.9	28	1
1951	Harry Gilmer	5	79	17.0	30	0
	Ed Salem	5	26	5.2	21	0
1952	Johnny Williams	5	97	19.4	38	1
1953	Don Doll	10	102	10.2	28	0
1954	Dick Alban	9	81	9.0	27	0
1955	Norb Hecker	6	52	8.7	26	0
1956	Norb Hecker	8	26	3.3	26	0
1957	Don Shula	3	48	16.0	30	0
	Norb Hecker	3	39	13.9	22	0
1958	Dick James	4	43	10.8	0	0
1959	Dick James	3	47	15.7	25	0
1960	Ben Scotti	4	76	19.0	30	0
1961	Jim Kerr	7	93	13.3	38	0
1962	Claude Crabb	6	30	5.0	13	0
1963	Jim Steffen	5	140	28.0	78	1
1964	•Paul Krause	12	140	11.7	35	1
1965	Paul Krause	6	118	19.7	43	0
	John Sample	6	57	9.5	28	0
1966	Brig Owens	7	165	23.6	60	1
1967	Paul Krause	8	75	9.4	32	0
1968	Brig Owens	8	109	13.6	38	0
1969	Rickie Harris	4	81	20.3	47	0
1970	Brig Owens	4	86	21.5	32	0
	Mike Bass	4	37	9.3	22	0
1971	Mike Bass	8	78	9.8	38	1
1972	Chris Hanburger	4	98	24.5	41	1
	Pat Fischer	4	61	15.3	35	0
1973	Ken Houston	6	32	5.3	22	0
1974	Ken Stone	5	95	19.0	31	0
1975	Mike Bass	4	85	21.3	30	0
	Ken Houston	4	33	8.3	19	0
1976	Joe Lavender	8	77	9.6	28	0
1977	Ken Houston	5	69	13.8	31	0
1978	Jake Scott	7	72	10.3	39	0
1979	Lemar Parrish	9	65	7.2	23	0
1980	Lemar Parrish	7	13	1.9	9	0
1981	Mark Murphy	7	68	9.7	29	0
1982	Vernon Dean	3	62	20.7	26	0
	Jeris White	3	4	1.3	4	0
1983	•Mark Murphy	9	127	14.1	48	0
1984	Vernon Dean	7	114	16.3	36	*2
1985	Curtis Jordan	5	88	17.5	36	0
	Vernon Dean	5	8	1.6	8	0
1986	Darrell Green	5	9	1.8	7	0
1987	•Barry Wilburn	9	135	15.0	*100	1
1988	Barry Wilburn	4	24	6.0	14	0
1989	AJ Johnson	4	94	23.5	59	1
	Alvin Walton	4	58	14.5	29	1
	Brian Davis	4	40	10.0	15	0
1990	Martin Mayhew	7	20	2.9	15	0
1991	Wilber Marshall	5	75	15.0	54	1
	Darrell Green	5	47	9.4	24	0
1992	Brad Edwards	6	157	26.2	53	1
1993	Tom Carter	6	54	9.0	29	0
1994	Andre Collins	4	150	*37.5	*32	*2
1995	Tom Carter	4	116	29.0	51	1
1996	Tom Carter	5	24	4.8	24	0
1997	Cris Dishman	4	47	11.8	29	1
1998	Leomont Evans	3	77	25.7	54	0
	Darrell Green	3	36	12.0	36	0
1999	Matt Stevens	6	61	10.2	25	0
2000	Champ Bailey	5	48	9.6	48	0
2001	Fred Smoot	5	36	7.2	36	0
2002	Fred Smoot	4	12	3.0	12	0
2003	Fred Smoot	4	35	8.8	35	0
2004	Shawn Springs	5	117	23.4	38	0

• NFL Leader

° NFC Leader

* Redskin Record

NFL Record

OWNERSHIP

COACHES

PLAYERS

STATISTICS

RECORDS

HISTORY

SIDELINES

Yearly Punting Leaders

Year	Player	No.	Gross	Net	TB	LG
1939	Sam Baugh	26	38.0			69
1940	*Sam Baugh	35	*51.4			*85
1941	*Sam Baugh	30	48.7			75
1942	*Sam Baugh	37	46.6			74
1943	*Sam Baugh	50	45.9			81
1944	Sam Baugh	44	40.6			76
1945	Sam Baugh	33	43.3			57
1946	Sam Baugh	33	45.1			73
1947	Sam Baugh	35	43.7			67
1948	Dick Poillon	51	42.2			76
1949	Dick Poillon	66	40.9			59
1950	Charlie Justice	22	41.3			57
1951	Billy Cox	38	40.0			61
1952	Eddie LeBaron	51	42.2			63
1953	Eddie LeBaron	41	39.3			60
1954	Charlie Justice	61	40.3			63
1955	Eddie LeBaron	62	41.6			57
1956	Sam Baker	59	42.5			56
1957	Sam Baker	50	42.8			63
1958	*Sam Baker	48	45.2			64
1959	Sam Baker	49	45.5			66
1960	Eagle Day	59	41.9			56
1961	Sam Homer	63	38.2			62
1962	Doug Elmore	54	34.4			52
1963	Pat Richter	53	41.7			61
1964	Pat Richter	*91	41.2			63
1965	Pat Richter	54	43.8			72
1966	Pat Richter	68	42.4			60
1967	Pat Richter	72	41.3			58
1968	Mike Bragg	76	43.3			64
1969	Mike Bragg	70	42.2			63
1970	Mike Bragg	61	40.9			66
1971	Mike Bragg	58	40.5			59
1972	Mike Bragg	59	38.5			62
1973	Mike Bragg	64	39.8			57
1974	Mike Bragg	74	38.1			57
1975	Mike Bragg	72	40.6			63
1976	Mike Bragg	90	38.9	32.9	15	56
1977	Mike Bragg	91	38.5	35.1	29	56
1978	Mike Bragg	*103	39.4	33.9	23	56
1979	Mike Bragg	78	38.4	34.1	12	74
1980	Mike Connell	85	39.2	33.4	11	57
1981	Mike Connell	73	40.0	33.4	13	57
1982	Jeff Hayes	51	38.0	33.3	10	58
1983	Jeff Hayes	72	38.8	32.6	29	56
1984	Jeff Hayes	72	39.4	34.9	11	59
1985	Steve Cox	52	41.8	32.4	14	57
1986	Steve Cox	75	43.6	35.0	19	71
1987	Steve Cox	63	40.8	35.0	14	77
1988	Greg Coleman	39	38.6	29.2	8	53
1989	Ralf Mojsiejenko	62	43.0	33.3	21	74
1990	Ralf Mojsiejenko	43	39.2	34.2	17	53
1991	Kelly Goodburn	42	39.8	33.1	16	61
1992	Kelly Goodburn	64	39.9	32.7	17	66
1993	Reggie Roby	78	44.2	37.2	25	68
1994	Reggie Roby	82	44.4	36.1	21	65
1995	Matt Turk	74	42.4	37.7	*29	60
1996	Matt Turk	*75	45.1	*39.2	25	63
1997	Matt Turk	84	45.1	*39.2	32	62
1998	Matt Turk	93	44.1	*39.0	*33	69
1999	Matt Turk	62	41.4	35.6	16	57
2000	Tommy Barnhandt	79	40.0	37.2	23	53
2001	Bryan Barker	90	41.6	34.8	27	59
2002	Bryan Barker	48	40.1	30.0	13	63
2003	Bryan Barker	84	40.2	34.3	24	69
2004	Tom Tupa	104	44.1	35.2	8	61

* NFL Leader

* NFC Leader

* Redskin Record

NFL Record

OWNERSHIP

COACHES

PLAYERS

STATISTICS

RECORDS

HISTORY

SIDELINES

Yearly Punt Return Leaders

Year	Player	No	Yards	Avg	LG	TD
1941	Dick Todd	14	238	*17.0	73t	1
1942	Andy Farkas	16	219	13.7	51	0
1943	*Andy Farkas	15	168	11.2	33	0
1944	Frank Seno	10	129	12.9	*60	0
1945	Steve Bagarus	*21	*251	11.0	28	0
1946	Steve Bagarus	18	192	10.7	33	0
1947	Eddie Saenz	24	308	12.8	30	0
1948	Dan Sandifer	20	236	11.8	35	0
1949	Dan Sandifer	18	199	11.1	41	0
1950	Bill Dudley	12	185	15.4	*96t	1
1951	Bill Dudley	22	172	7.8	27	0
1952	John Williams	24	366	15.3	74t	*2
1953	John Williams	18	172	9.6	62	0
1954	Joe Scudero	14	53	3.8	25	0
1955	Joe Scudero	25	241	9.6	49t	1
1956	Joe Scudero	10	50	5.0	12	0
1957	*Bert Zagers	14	217	15.5	76t	*2
1958	Joe Scudero	8	27	3.4	8	0
1959	Dick James	21	95	4.5	26	0
1960	Dick James	7	46	6.6	20	0
1961	Dick James	12	90	7.5	18	0
1962	Dick James	19	145	7.6	33	0
1963	*Dick James	16	214	13.4	39	0
1964	Pervis Atkins	13	138	10.6	68	0
1965	Rickie Harris	31	377	12.2	57t	1
1966	Rickie Harris	18	108	6.0	52t	*1
1967	Rickie Harris	23	208	9.0	51	1
1968	Rickie Harris	19	144	7.6	20	0
1969	Rickie Harris	14	158	11.3	*86t	*1
1970	Rickie Harris	14	10	0.7	8	0
1971	*Les Duncan	22	233	10.6	33	0
1972	Ted Vactor	17	88	5.2	28	0
1973	Les Duncan	28	228	8.1	18	0
1974	Joe Theismann	15	157	10.5	44	0
1975	Larry Jones	*53	407	7.7	52t	1
1976	*Eddie Brown	48	*648	13.5	*71t	1
1977	Eddie Brown	*57	452	7.9	43	0
1978	Tony Green	42	443	10.5	*80t	1
1979	Buddy Hardeman	24	207	8.6	52	0
1980	Mike Nelms	48	487	10.1	64	0
1981	Mike Nelms	45	492	10.9	75t	*2
1982	Mike Nelms	32	252	7.9	28	0
1983	Mike Nelms	38	289	7.6	35	0
1984	Mike Nelms	49	428	8.7	46	0
1985	Ken Jenkins	26	272	10.5	28	0
1986	Ken Jenkins	28	270	9.6	30	0
1987	Eric Yarber	37	233	7.4	33	0
1988	Derrick Shepard	12	52	4.3	15	0
1989	Joe Howard-Johnson	21	200	9.5	38	0
1990	Walter Stanley	24	176	7.3	32	0
1991	Brian Mitchell	45	*600	13.3	69t	*2
1992	Brian Mitchell	29	271	9.3	84t	1
1993	Brian Mitchell	29	193	6.7	48	0
1994	*Brian Mitchell	32	*452	14.1	78t	*2
1995	Brian Mitchell	25	315	12.6	59t	1
1996	Brian Mitchell	23	258	11.2	71	0
1997	Brian Mitchell	38	442	11.6	63t	1
1998	Brian Mitchell	44	506	11.5	47	0
1999	Brian Mitchell	40	332	8.3	33	0
2000	Deion Sanders	25	185	7.4	57	0
2001	Eric Metcalf	33	412	12.5	89t	1
2002	Champ Bailey	24	238	9.9	39	0
2003	Chad Morton	19	188	9.9	28	0
2004	James Thrash	19	162	8.5	43	0

* NFL Leader

* NFC Leader

* Redskins Record

NFL Record

OWNERSHIP
COACHES
PLAYERS
STATISTICS
RECORDS
HISTORY
SIDELINES

Yearly Kick Return Leaders

Year	Player	No.	Yards	Avg	LG	TD
1942	Andy Farkas	4	206	51.5	95t	1
1943	Frank Seno	3	61	20.3	25	0
1944	Andy Farkas	11	229	20.8	35	0
1945	Steve Bagarus	12	325	27.0	55	0
1946	Steve Bagarus	13	332	25.5	51	0
1947	*Eddie Saenz	* 29	* 797	27.4	94t	* 2
1948	Dan Sandifer	* 26	* 594	22.8	96t	1
1949	Dan Sandifer	* 24	518	21.6	70	0
1950	Eddie Saenz	12	347	28.9	71	0
1951	Harry Dowda	13	341	26.2	39	0
1952	John Williams	20	486	24.3	48	0
1953	John Williams	9	224	24.9	33	0
1954	Dale Atkeson	24	623	26.0	99t	1
1955	Joe Scudero	25	699	28.0	94t	* 1
1956	Tom Runnels	17	375	22.0	37	0
1957	Bert Zagars	15	348	23.2	35	0
1958	Sid Watson	19	443	23.3	47	0
1959	Dick James	23	503	21.9	38	0
1960	Dick James	19	458	24.1	48	0
1961	Dick James	21	617	29.4	48	0
1962	Dick James	32	889	27.8	72	0
1963	Dick James	30	830	27.7	48	0
1964	Billie Clay	19	482	25.4	84	0
1965	Bill Hunter	18	432	24.0	50	0
1966	Fred Mazurek	21	505	24.0	58	0
1967	John Love	17	422	24.8	96t	1
1968	Rickie Harris	23	579	25.2	49	0
1969	Rickie Harris	19	458	24.1	54	0
1970	Ted Vactor	27	700	25.0	51	0
1971	Les Duncan	27	724	26.8	48	0
1972	Les Duncan	15	364	24.3	41	0
1973	Herb Mul-Key	° 36	° 1,011	28.1	° 97t	1
1974	Larry Jones	23	672	29.2	* 102t	1
1975	Larry Jones	* 47	* 1,086	23.1	44	0
1976	Eddie Brown	° 30	738	24.6	67	0
1977	Eddie Brown	34	852	25.1	60	0
1978	Tony Green	34	* 870	25.6	99t	1
1979	Buddy Hardeman	19	404	21.3	33	0
1980	Mike Nelms	38	810	21.3	51	0
1981	*Mike Nelms	37	1,099	* 29.7	84	0
1982	Mike Nelms	23	° 557	24.2	58	0
1983	Mike Nelms	35	802	22.9	41	0
1984	Mike Nelms	° 42	860	20.5	36	0
1985	Ken Jenkins	41	1,018	24.8	95	0
1986	Ken Jenkins	27	554	20.5	37	0
1987	Keith Griffin	25	478	19.1	54	0
1988	Jamie Morris	21	413	19.7	35	0
1989	Joe Howard-Johnson	21	522	24.9	99t	° 1
1990	Joe Howard-Johnson	22	427	19.4	35	0
1991	Brian Mitchell	29	583	20.1	35	0
1992	Brian Mitchell	23	492	21.4	47	0
1993	Brian Mitchell	33	578	20.5	68	0
1994	Brian Mitchell	58	* 1,478	25.5	86	0
1995	° Brian Mitchell	55	1,408	25.6	59	0
1996	Brian Mitchell	56	1,258	22.5	50	0
1997	Brian Mitchell	47	1,094	23.3	97t	1
1998	Brian Mitchell	* 59	1,337	22.7	101t	1
1999	Brian Mitchell	43	893	20.8	45	0
2000	James Thrash	45	1,000	22.2	49	0
2001	Michael Bates	49	1,150	23.5	41	0
2002	Ladell Betts	28	690	24.6	60	0
2003	Chad Morton	44	1,029	23.4	94t	1
2004	Ladell Betts	23	528	23.0	70	0

* NFL Leader ° NFC Leader * Redskin Record # NFL Record

OWNERSHIP

COACHES

PLAYERS

STATISTICS

RECORDS

HISTORY

SIDELINES

Year-By-Year Stats

PASSING

VR	OWN-OPP PTS-PTS	OWN-OPP PPG-PPG	OWN-OPP ATT-ATT	OWN-OPP YDS - YDS	OWN-OPP AVG-AVG	OWN-OPP TD-TD	OWN-OPP ATT-ATT	OWN-OPP COM-COM	OWN-OPP PCT-PCT	OWN-OPP YDS-YDS	OWN-OPP AVG-AVG	OWN-OPP TD-TD	OWN-OPP IN-IN
1932	55-79	5.5-7.9	304-304	1,249-1,249	4.1-4.1	4-4	92-92	17-17	18.5-18.5	216-216	2.3-2.3	1-1	15-15
1933	103-97	8.5-8.1	467-329	2,280-1,159	4.8-3.5	11-6	106-162	33-72	31.1-44.4	514-1,312	4.8-8.1	1-7	25-24
1934	107-94	8.9-7.8	415-418	1,668-1,715	4.0-4.1	5-5	138-159	35-45	25.2-28.3	459-682	3.3-4.3	4-4	22-18
1935	65-123	5.9-11.2	448-404	1,265-998	2.8-2.5	10-5	175-167	48-68	27.4-40.7	767-928	4.4-5.6	3-8	35-29
1936	149-110	12.4-9.2	435-434	1,454-1,148	3.3-2.6	8-3	214-198	77-62	36.0-31.3	1,102-954	5.1-4.8	5-7	23-22
1937	195-120	17.7-10.9	450-382	1,604-1,149	3.6-3.3	11-3	222-171	99-66	44.6-38.6	1,316-946	5.9-5.5	11-12	20-17
1938	148-154	13.5-4.0	388-427	1,424-1,231	3.7-2.9	10-8	248-195	114-69	46.0-35.0	1,356-949	6.2-4.8	9-9	28-19
1939	242-94	22.0-8.5	410-412	1,689-999	4.1-2.4	12-5	201-243	117-90	58.3-37.0	1,795-1,116	8.9-4.6	18-6	18-24
1940	245-142	22.3-12.9	400-382	1,402-1,075	3.5-3.0	15-5	244-227	144-125	59.0-43.6	1,887-1,782	7.7-6.2	18-11	22-18
1941	176-174	16.0-15.8	406-410	1,097-1,110	2.7-2.7	7-16	262-229	134-103	51.1-45.0	1,563-1,338	6.0-5.8	11-14	30-23
1942	227-102	20.6-9.3	413-367	1,521-848	3.7-2.3	9-5	257-216	137-81	53.3-37.5	1,600-1,033	6.2-5.1	16-5	17-19
1943	229-137	22.9-13.7	320-406	1,069-1,330	3.3-3.3	7-10	254-193	139-77	54.7-39.9	1,837-1,026	7.2-5.3	24-9	20-26
1944	169-180	16.9-18.0	342-409	904-1,492	2.6-3.7	6-15	299-188	170-84	56.8-44.7	2,021-1,166	6.8-6.2	17-9	17-19
1945	209-121	20.9-12.1	394-337	1,708-1,003	4.3-3.0	15-8	228-209	146-95	64.0-45.5	1,838-1,121	8.1-5.4	12-9	11-16
1946	171-191	15.5-17.4	435-407	1,492-1,103	3.4-2.7	10-16	221-216	112-101	50.7-46.8	1,613-1,342	7.3-6.2	10-10	22-24
1947	285-367	24.6-30.6	384-409	1,343-1,546	3.5-3.8	11-18	416-282	231-146	55.5-51.8	3,336-2,422	8.0-8.6	28-26	18-21
1948	291-287	24.3-23.9	434-482	1,603-1,958	3.7-4.1	11-17	360-289	202-135	56.1-46.7	2,861-1,953	7.9-6.8	24-20	26-24
1949	268-339	23.2-28.3	407-487	1,779-2,316	3.8-4.8	14-23	384-316	197-148	50.0-46.8	2,616-2,409	7.1-7.6	22-24	29-18
1950	232-326	19.3-27.2	410-462	1,773-1,944	4.3-4.2	10-17	314-328	154-145	49.0-44.2	2,093-2,276	6.7-6.9	18-19	25-19
1951	183-296	15.3-24.7	547-464	2,151-2,089	3.9-4.5	14-20	226-295	99-140	43.4-7.4	1,508-2,104	6.8-7.1	8-16	25-18
1952	240-287	20.0-23.9	467-428	1,655-1,817	3.5-4.3	10-19	286-275	147-121	51.4-44.0	2,127-1,817	7.4-6.6	20-12	21-18
1953	208-215	17.3-17.9	413-455	1,726-1,886	4.2-4.1	10-15	278-350	107-171	38.5-48.9	1,736-1,950	6.2-5.8	12-8	29-27
1954	207-432	17.3-36.0	427-400	1,626-1,888	3.8-4.7	9-20	257-387	116-127	45.1-56.1	1,813-3,060	7.1-7.9	15-33	32-18
1955	246-222	20.5-18.5	478-391	2,000-1,275	4.2-3.3	17-8	287-340	101-165	39.9-48.5	1,549-2,189	6.0-6.4	11-17	21-19
1956	183-225	15.3-18.6	501-446	1,743-1,570	3.5-3.5	5-15	215-240	104-120	48.5-17.39	1,539-1,739	6.2-7.2	11-11	18-18
1957	251-230	29.9-19.2	500-394	1,873-1,567	3.7-4.0	17-11	201-262	109-135	54.2-51.5	1,741-2,193	8.7-8.4	11-18	13-16
1958	214-268	17.8-22.3	480-396	1,977-1,734	4.1-4.4	11-13	251-300	121-153	48.2-51.0	1,989-2,782	7.9-9.3	14-21	17-16
1959	185-350	15.4-29.2	422-404	1,964-2,214	4.7-5.5	9-19	284-319	121-185	42.4-65.8	1,816-2,606	6.4-8.2	13-26	23-13
1960	178-309	14.8-25.7	415-362	1,313-1,502	3.2-4.1	9-9	274-321	147-169	53.6-52.8	1,816-2,789	6.6-8.8	9-24	23-15
1961	174-332	12.4-26.0	361-412	1,072-1,550	3.0-3.8	9-10	420-409	189-238	45.0-58.2	2,566-3,489	6.1-8.5	12-37	28-26
1962	305-376	21.8-26.9	371-411	1,088-1,636	2.9-4.0	10-12	223-247	108-120	52.1-60.0	3,352-3,860	8.3-9.4	27-35	27-28
1963	279-398	19.9-28.4	344-469	1,289-1,863	3.7-4.0	15-12	430-417	204-230	47.4-55.2	3,525-3,484	8.2-8.4	17-33	34-21
1964	307-305	21.9-21.8	360-440	1,237-1,813	3.4-4.1	11-20	415-406	214-193	51.8-47.5	3,071-2,600	7.4-6.4	25-16	16-34
1965	257-301	18.4-21.5	354-486	1,037-1,753	2.9-3.6	7-16	427-318	220-161	51.5-50.6	2,908-3,359	6.8-8.0	20-15	20-27
1966	351-355	25.1-25.4	356-438	1,377-1,831	3.9-4.2	9-19	443-411	255-224	57.5-54.5	3,230-3,237	7.9-7.9	28-21	20-23
1967	347-353	24.8-25.2	364-431	1,247-1,852	3.6-4.3	13-19	527-468	301-268	57.1-55.8	3,867-3,713	7.4-7.9	31-20	17-20
1968	249-358	17.8-25.6	360-497	1,164-2,194	3.2-4.4	6-18	408-359	227-202	55.6-56.3	2,824-2,662	6.9-7.4	23-16	18-21

SCORING

RUSHING

PASSING

YR	OWN-OPP PTS-PTS	OWN-OPP PPG-PPG	OWN-OPP ATT-ATT	OWN-OPP YDS - YDS	OWN-OPP AVG-AVG	OWN-OPP TD-TD	OWN-OPP ATT-ATT	OWN-OPP COM-COM	OWN-OPP PCT-PCT	OWN-OPP YDS-YDS	OWN-OPP AVG-AVG	OWN-OPP TD-TD	OWN-OPP IN-IN
1969	307-319	21.9-22.8	377-511	1,532-2,299	4.1-4.5	11-26	444-369	275-192	61.9-52.0	3,106-2,316	7.0-6.3	22-11	16-16
1970	297-314	21.2-22.4	444-468	2,021-2,068	4.6-4.4	11-19	342-374	203-205	59.4-54.8	2,367-2,434	6.9-6.5	23-14	10-15
1971	276-190	19.7-13.6	477-408	1,757-1,366	3.7-3.4	8-7	334-411	182-191	54.5-46.5	2,391-2,448	7.2-6.0	13-11	15-29
1972	336-218	24.0-15.6	519-427	2,082-1,733	4.1-4.1	17-12	284-367	159-186	56.9-50.7	2,281-2,130	8.0-5.8	21-10	15-17
1973	325-198	23.2-14.1	459-480	1,439-1,603	3.1-3.3	9-8	372-406	209-203	56.2-50.0	2,560-2,531	6.9-6.2	20-12	14-26
1974	320-196	22.9-14.0	470-414	1,443-1,439	3.1-3.5	11-7	413-399	254-197	61.4-49.4	2,978-2,102	7.2-5.3	22-13	11-25
1975	325-276	23.2-19.7	444-525	1,752-2,047	3.9-3.9	9-11	448-389	229-271	51.1-55.8	2,982-2,774	6.9-7.0	28-17	29-18
1976	291-217	20.0-15.5	548-555	2,111-2,203	3.9-4.0	10-12	370-354	187-146	50.4-41.2	2,088-2,241	6.2-6.3	20-11	20-26
1977	196-189	14.0-13.5	502-537	1,752-2,039	3.5-3.8	4-8	393-380	183-167	47.9-43.9	2,284-2,430	6.0-6.4	15-12	16-21
1978	273-283	17.1-17.7	537-625	2,082-2,538	3.9-4.1	10-15	438-409	212-197	48.4-46.2	2,978-2,701	5.3-5.4	17-11	21-22
1979	346-295	21.8-18.4	609-541	2,328-2,154	3.8-4.0	17-21	401-470	235-234	58.5-49.8	2,839-3,339	5.9-5.8	20-18	15-26
1980	261-293	16.3-18.3	517-585	2,016-2,524	3.9-4.3	12-16	486-392	284-187	58.4-47.7	3,171-2,504	5.4-5.0	17-17	18-33
1981	347-349	21.7-21.8	532-532	2,157-2,161	4.1-4.1	19-17	525-452	307-214	58.3-47.3	3,743-3,310	6.3-6.3	19-21	22-24
1982	190-128	21.1-14.2	315-247	1,140-946	3.6-3.8	5-8	253-275	162-146	54.0-53.1	2,068-1,870	6.5-5.3	13-8	9-11
1983	541-332	33.8-20.8	629-349	2,625-1,269	4.2-3.7	30-9	463-570	278-301	60.0-52.2	3,765-4,377	7.1-6.4	29-28	11-34
1984	426-310	26.6-19.4	568-390	2,274-1,589	3.9-4.1	20-13	485-575	286-318	59.0-56.3	3,417-4,301	7.1-7.5	24-25	13-21
1985	297-312	18.6-19.5	571-424	2,523-1,734	4.4-4.1	20-11	512-465	280-239	54.7-51.4	3,243-3,124	5.0-5.3	13-19	21-23
1986	368-296	23.0-18.5	474-459	1,732-1,805	3.7-3.9	23-14	542-532	276-302	50.9-56.8	4,109-3,916	6.8-6.0	22-21	22-19
1987	379-285	25.3-19.0	500-441	2,102-1,679	4.2-3.8	18-10	478-527	247-276	57.7-52.4	3,718-3,767	7.8-7.1	27-19	18-23
1988	345-387	21.6-24.2	437-442	1,543-1,745	3.5-3.9	8-17	592-497	327-261	55.2-52.5	4,339-3,744	7.3-7.5	33-24	25-14
1989	386-308	24.1-19.3	514-384	1,904-1,344	3.7-3.5	14-9	561-530	337-277	58.9-52.3	4,476-3,875	7.7-7.3	24-25	17-27
1990	381-301	23.8-18.8	515-382	3,083-1,587	4.0-4.2	16-8	536-514	301-281	56.2-54.7	3,611-3,463	6.7-6.8	22-21	22-21
1991	485-224	30.3-14.0	540-346	2,049-1,346	3.6-3.9	21-11	467-549	261-292	48.1-53.2	3,771-3,292	8.4-6.0	30-13	11-27
1992	300-255	18.8-15.9	483-406	1,727-1,636	3.6-4.2	10-11	485-466	272-258	56.1-55.4	3,339-3,021	6.9-6.5	15-15	17-23
1993	230-345	14.4-21.6	396-513	1,728-2,112	4.4-4.1	11-14	533-483	287-291	53.8-60.2	2,764-3,584	5.2-7.4	11-24	21-17
1994	320-412	20.0-25.8	467-556	1,415-1,975	3.5-3.6	5-24	546-496	271-300	49.6-50.5	3,524-3,799	6.5-7.7	25-22	27-17
1995	326-359	20.4-22.4	469-483	1,956-2,132	4.2-4.4	15-18	521-546	265-338	50.9-61.9	3,496-3,403	6.7-6.2	16-20	20-16
1996	384-312	22.8-19.5	467-520	1,910-2,275	4.1-4.4	27-20	471-560	320-325	57.3-58.0	3,453-3,655	7.3-6.5	12-12	11-21
1997	327-289	20.4-18.1	463-508	1,615-2,212	3.6-4.4	12-15	547-513	283-267	51.7-52.0	3,383-2,818	5.8-5.1	22-14	22-16
1998	319-421	19.9-26.3	401-531	1,685-2,436	4.2-4.6	15-24	565-493	304-281	53.9-57.0	3,724-3,112	6.6-6.3	24-21	14-13
1999	443-377	27.7-23.6	463-439	2,039-1,973	4.4-4.5	23-16	537-589	324-328	60.3-55.7	4,112-3,953	7.7-6.7	26-23	14-24
2000	281-269	17.6-16.8	445-430	1,748-1,863	3.9-4.3	14-9	561-462	343-254	61.1-55.0	3,646-2,621	7.0-6.3	18-12	21-17
2001	256-303	16.0-18.9	490-484	1,948-1,869	4.0-3.9	10-10	432-473	235-262	54.4-55.4	2,716-3,116	6.2-6.5	13-19	13-23
2002	307-385	19.2-22.8	442-435	1,889-1,754	4.3-4.0	10-14	559-531	300-304	53.7-57.3	3,523-3,354	6.3-6.2	24-19	16-20
2003	287-372	17.9-23.3	421-504	1,653-2,217	3.9-4.4	8-20	283-285	277-483	53.7-59.0	3,273-3,283	6.2-6.9	21-23	14-17
2004	240-265	15.0-15.6	471-420	1,765-1,305	3.7-3.1	6-8	514-516	288-294	56.0-57.0	2,934-3,222	5.7-6.2	18-17	17-18

100-yard Rushing Games

Date	Player	Opp	W/L/T	Att.	Yds.	TD
9/17/89	Gerald Riggs	vs Philadelphia	L	29	221	1
10/8/33	Cliff Battles	vs New York	W	16	215	1
12/21/85	George Rogers	@ St. Louis	W	34	206	1
1/31/88	Timmy Smith	vs Denver	W	22	204	2
11/21/76	Mike Thomas	@ St. Louis	W	31	195	1
10/29/72	Larry Brown	@ Giants	W	29	191	1
11/15/59	J. Olszewski	vs Cleveland	L	18	190	1
12/19/99	Stephen Davis	vs Arizona	W	37	189	1
11/15/83	John Riggins	vs Minnesota	W	37	185	1
11/21/99	Stephen Davis	vs NY Giants	W	33	183	1
10/17/04	Clinton Portis	@ Chicago	W	36	171	0
11/1/59	Don Bosseler	@ Philadelphia	L	23	168	2
10/21/45	Frank Akins	vs Philadelphia	W	24	168	2
12/16/79	Andy Farkas	vs Philadelphia	W	24	166	1
1/30/83	John Riggins	vs Miami	W	38	166	1
10/19/58	J. Olszewski	vs Green Bay	W	21	165	1
12/5/37	Cliff Battles	@ New York	W	25	165	2
10/14/84	John Riggins	vs Dallas	W	32	165	0
11/3/85	Keith Griffin	@ Atlanta	W	16	164	2
12/2/90	Earnest Byner	vs Miami	W	32	157	3
9/19/93	Reggie Brooks	@ Philadelphia	L	22	154	1
12/22/90	Earnest Byner	@ Indianapolis	L	31	154	0
12/17/88	Jamie Morris	@ Cincinnati	L	45	152	0
12/16/79	John Riggins	@ Dallas	L	22	151	2
12/9/45	Frank Akins	vs New York	W	23	150	1
10/17/71	Larry Brown	vs St. Louis	W	25	150	0
12/16/73	Larry Brown	vs Philadelphia	W	26	150	1
12/8/85	George Rogers	@ Philadelphia	W	36	150	1
12/15/90	Earnest Byner	@ New England	W	39	149	1
1/6/02	Stephen Davis	vs Arizona	W	38	148	1
11/25/51	Rob Goode	vs Los Angeles	W	23	148	2
9/24/72	Larry Brown	vs St. Louis	W	26	148	0
9/19/04	Clinton Portis	vs Tampa Bay	W	29	148	1
12/5/04	Clinton Portis	vs NY Giants	W	31	148	1
10/23/83	J. Washington	vs Detroit	W	22	147	0
11/7/04	Clinton Portis	@ Detroit	W	34	147	0
12/17/61	Dick James	vs Dallas	W	27	146	3
9/15/96	Terry Allen	@ NY Giants	W	27	146	1
12/7/58	Don Bosseler	vs Pittsburgh	L	25	145	2
10/30/32	Cliff Battles	vs Bears	T	24	144	0
11/6/81	Joe Washington	vs Detroit	W	27	144	2
10/31/89	Stephen Davis	vs Chicago	W	12	143	2
9/19/76	Mike Thomas	vs Seattle	W	27	143	1
11/4/01	Stephen Davis	vs Seattle	W	32	142	1
8/31/97	Terry Allen	@ Carolina	W	25	141	2
10/1/00	Stephen Davis	vs Tampa Bay	W	28	141	1
10/23/88	Kevin Bryant	@ Green Bay	W	27	140	0
9/23/84	John Riggins	@ New England	W	33	140	1
1/22/83	John Riggins	vs Dallas	W	36	140	2
11/29/70	Larry Brown	vs Giants	L	17	139	0
12/7/69	Larry Brown	@ Philadelphia	W	19	138	1
10/18/59	Don Bosseler	vs Pittsburgh	L	18	136	0
12/14/47	Jim Castiglia	vs Boston	W	19	136	2
11/27/55	Leo Eller	@ Pittsburgh	W	19	136	2
11/9/58	J. Olszewski	vs Cardinals	W	19	136	1
10/19/87	Lionel Vital	@ Dallas	W	26	136	0
9/19/82	John Riggins	@ Tampa Bay	W	34	136	0
12/21/80	B. Hammond	@ St. Louis	W	17	135	0
10/17/37	Cliff Battles	vs Pittsburgh	W	18	135	3
10/13/91	Ricky Ervins	vs Cleveland	W	13	133	2
9/3/00	Stephen Davis	vs Carolina	W	23	133	1
12/6/87	George Rogers	@ St. Louis	W	29	133	1
9/11/38	Max Krause	@ Philadelphia	W	6	132	2
10/28/33	Jim Musick	vs Pittsburgh	L	21	132	0
11/19/33	Jim Musick	vs Green Bay	W	21	132	2
10/10/37	Cliff Battles	vs Philadelphia	L	26	132	0
9/3/95	Terry Allen	vs Arizona	W	26	131	0
9/11/35	Bill Shepherd	vs Philadelphia	L	19	129	1
12/5/71	Larry Brown	vs Giants	W	25	129	2
12/5/93	Reggie Brooks	@ Tampa Bay	W	20	128	1
11/23/80	W. Jackson	@ Dallas	L	21	128	1
10/11/87	Lionel Vital	@ NY Giants	W	27	128	1
9/19/99	Stephen Davis	@ NY Giants	W	23	126	3
10/23/38	Andy Farkas	vs Philadelphia	W	21	126	2

Date	Player	Opp	W/L/T	Att.	Yds.	TD
10/11/81	John Riggins	@ Chicago	W	23	126	2
9/20/36	Cliff Battles	@ Philadelphia	W	16	125	2
11/2/97	Terry Allen	@ Chicago	W	20	125	0
11/1/87	George Rogers	@ Buffalo	W	30	125	0
11/3/85	George Rogers	@ Atlanta	W	16	124	1
10/27/96	Terry Allen	vs Indianapolis	W	22	124	3
11/12/39	Andy Farkas	@ Brooklyn	W	25	124	3
10/26/75	Mike Thomas	@ Cleveland	W	27	124	1
11/5/00	Stephen Davis	@ Arizona	L	30	124	1
11/10/96	Terry Allen	vs Arizona	L	31	124	2
11/9/75	Mike Thomas	@ Giants	W	25	123	0
10/28/51	Rob Goode	@ Philadelphia	W	27	123	1
1/8/84	John Riggins	vs San Fran.	W	36	123	2
11/14/99	Stephen Davis	@ Philadelphia	L	25	122	2
11/6/32	Oran Pape	vs Staten Is.	W	4	122	1
10/21/34	Cliff Battles	vs Philadelphia	W	6	122	1
12/17/83	John Riggins	vs Giants	W	30	122	1
9/28/97	Terry Allen	vs Jacksonville	W	36	122	0
12/9/90	Earnest Byner	vs Chicago	W	28	121	0
10/1/95	Terry Allen	vs Dallas	W	30	121	1
11/8/53	Charley Justice	vs Cardinals	W	15	120	0
10/21/79	John Riggins	vs Philadelphia	W	19	120	0
9/20/92	Earnest Byner	vs NY Giants	W	30	120	1
12/10/95	Terry Allen	@ NY Giants	L	30	120	1
12/24/00	Stephen Davis	vs Arizona	W	27	120	0
1/8/00	Stephen Davis	vs Detroit	W	15	119	2
11/22/70	Larry Brown	vs Dallas	L	22	119	0
1/8/83	John Riggins	vs Detroit	W	25	119	0
1/1/84	John Riggins	vs Rams	W	25	119	3
10/9/88	Kevin Bryant	@ Dallas	W	23	118	1
10/19/86	George Rogers	vs St. Louis	W	30	118	1
12/05	Ladell Betts	vs Minnesota	W	26	118	1
11/10/46	Dick Todd	vs Boston	W	14	117	2
11/1/93	Reggie Brooks	@ Buffalo	L	24	117	1
12/22/02	Ladell Betts	vs Houston	W	20	116	1
9/6/93	Brian Mitchell	vs Dallas	W	21	116	2
12/8/91	Earnest Byner	@ Phoenix	W	25	116	0
11/18/90	Earnest Byner	vs New Orleans	W	26	116	0
10/4/33	Cliff Battles	@ Pittsburgh	W	13	115	1
10/9/83	John Riggins	@ St. Louis	W	22	115	3
10/7/79	John Riggins	@ Philadelphia	L	23	115	1
9/28/86	George Rogers	vs Seattle	W	25	115	2
12/22/73	Larry Brown	@ Minnesota	L	29	115	1
12/28/86	George Rogers	vs Rams	W	29	115	1
11/30/03	Trung Canidate	vs Saints	L	16	115	0
9/27/70	Larry Brown	@ St. Louis	L	17	114	1
9/24/78	John Riggins	vs Jets	W	21	114	0
10/13/85	John Riggins	vs Detroit	W	21	114	3
10/22/00	Stephen Davis	@ Jacksonville	W	24	114	2
11/11/84	Keith Griffin	vs Detroit	W	32	114	0
9/27/70	Larry Brown	vs New Orleans	W	20	113	0
10/1/72	Larry Brown	@ New England	L	20	113	0
11/3/91	Earnest Byner	vs Houston	W	21	112	1
10/27/85	John Riggins	@ Cleveland	W	30	112	1
12/16/01	Stephen Davis	vs Philadelphia	L	24	111	1
12/30/01	Stephen Davis	@ New Orleans	W	21	111	1
10/3/71	C. Haraway	@ Dallas	W	18	111	1
9/1/96	Terry Allen	vs Philadelphia	L	20	111	2
12/9/84	John Riggins	@ Dallas	W	24	111	1
9/11/89	Gerald Riggs	vs Giants	L	24	111	0
12/22/02	Kenny Watson	vs Houston	W	20	110	0
11/3/02	Kenny Watson	@ Seattle	W	23	110	0
12/9/01	Stephen Davis	@ Arizona	W	26	110	1
10/1/67	Bobby Mitchell	vs Giants	W	21	110	1
10/25/70	Larry Brown	vs Cincinnati	W	22	110	0
10/15/72	Larry Brown	@ St. Louis	W	23	110	0
10/22/95	Terry Allen	vs Detroit	W	24	110	2
10/4/70	Larry Brown	@ Philadelphia	W	27	110	1
10/5/86	George Rogers	@ New Orleans	W	31	110	1
12/18/04	Clinton Portis	@ San Francisco	W	35	110	0
9/12/99	Stephen Davis	vs Dallas	L	24	109	2
1/2/93	Brian Mitchell	@ Minnesota	W	16	109	1
9/15/91	Earnest Byner	vs Phoenix	W	23	109	1
9/17/78	John Riggins	@ St. Louis	W	16	108	0

Date	Player	Opp	W/L/T	Att.	Yds.	TD
11/18/51	Rob Goode	@ Pittsburgh	W	22	108	2
12/9/51	Rob Goode	@ Cardinals	W	23	108	1
10/28/01	Stephen Davis	vs Giants	W	29	107	0
11/6/49	Pete Stout	vs Pittsburgh	W	7	107	2
11/22/73	C. Haraway	@ Detroit	W	18	107	0
12/16/51	Rob Goode	vs Pittsburgh	L	22	107	0
9/18/88	Timmy Smith	vs Philadelphia	W	31	107	1
11/14/76	Mike Thomas	@ Giants	L	24	106	0
11/27/72	Larry Brown	vs Giants	W	30	106	2
10/19/69	Larry Brown	vs Giants	W	17	105	0
9/18/72	Larry Brown	@ Minnesota	W	21	105	1
11/7/93	Reggie Brooks	vs Indianapolis	W	21	105	0
10/13/80	Wilbur Jackson	@ Denver	L	12	104	1
12/11/55	Jim Monachino	vs Pittsburgh	W	15	104	0
10/21/51	Rob Goode	vs Cardinals	W	18	104	0
12/5/76	John Riggins	@ Jets	W	19	104	1
9/7/85	George Rogers	vs Philadelphia	W	20	104	1
9/20/81	W. Jackson	@ St. Louis	L	22	104	0
1/4/92	Ricky Ervins	vs Atlanta	W	23	104	1
11/17/66	George Rogers	vs San Fran.	W	24	104	1
1/07/85	George Rogers	vs St. Louis	W	25	104	0
9/8/02	Stephen Davis	vs Arizona	W	26	104	1
9/30/84	John Riggins	vs Philadelphia	W	28	104	1
1/07/85	John Riggins	vs St. Louis	W	17	103	0
10/24/37	Cliff Battles	@ Philadelphia	W	34	103	0
9/24/50	Rob Goode	@ Green Bay	L	8	102	1
12/15/74	Duane Thomas	vs Chicago	W	8	102	1

Date	Player	Opp	W/L/T	Att.	Yds.	TD
11/23/69	Larry Brown	vs Atlanta	W	23	102	1
10/29/50	Bill Dudley	@ Philadelphia	L	11	101	0
9/29/96	Terry Allen	vs NY Jets	W	20	101	2
10/11/70	Larry Brown	vs Detroit	W	22	101	1
9/9/91	Ernest Byner	@ Dallas	W	22	101	0
12/24/72	Larry Brown	vs Green Bay	W	25	101	0
11/21/54	Billy Byler	@ Cardinals	L	6	100	1
10/8/89	Ernest Byner	vs Phoenix	W	14	100	0
12/2/51	Rob Goode	vs Philadelphia	L	16	100	2
10/13/75	Mike Thomas	vs St. Louis	W	18	100	2
9/5/88	Timmy Smith	@ Giants	L	20	100	0
12/6/92	Ernest Byner	@ Giants	W	20	100	2
9/24/89	Jamie Morris	@ Dallas	W	26	100	1
9/11/83	John Riggins	@ Philadelphia	W	27	100	1
11/5/84	John Riggins	vs Atlanta	W	32	100	2

100-Yard Rushing Games: 179 total, (including postseason, by 43 players).
 John Riggins (25); Larry Brown (21); Stephen Davis (19); Terry Allen (12); George Rogers (12); Ernest Byner (12); Cliff Battles (9); Rob Goode (8); Mike Thomas (6); Reggie Brooks (4); Andy Farkas (3); Johnny Olszewski (3); Timmy Smith (3); Wilbur Jackson (3); Don Bosseler (3); Jim Musik (3); Joe Washington (2); Keith Griffin (2); Charley Haraway (2); Jamie Morris (2); Gerald Riggs (2); Lionel White (2); Kelvin Bryant (2); Brian Mitchell (2); Ricky Ervins (2); Frank Akers (2); Kenny Watson (2); Bobby Mitchell (1); Bill Dudley (1); Bill Shepherd (1); Oran Pape (1); Max Krause (1); Dick Todd (1); Duane Thomas (1); Bobby Hammond (1); Dick James (1); Jim Castiglia (1); Pete Stout (1); Charley Justice (1); William Wells (1); Leo Elter (1); Jim Monachino (1); **LaDell Betts (1).**

300-yard Passing Games

Date	Player	Opp	W/L/T	Att.	Cmp.	Yds.	TD	Int.
12/26/99	Brad Johnson	@ San Fran.	W	47	32	471	2	1
10/31/48	Sammy Baugh	vs Boston	W	24	17	446	4	0
11/10/91	Mark Ryplen	vs Atlanta	W	31	16	442	6	0
9/11/88	Doug Williams	vs Pittsburgh	W	52	30	430	2	1
11/17/63	Norm Snead	vs Pittsburgh	L	40	23	424	2	2
10/27/88	Jay Schroeder	@ Giants	L	40	22	420	1	2
11/26/67	Sonny Jurgensen	@ Cleveland	L	50	32	418	3	1
10/2/83	Joe Theismann	vs Raiders	W	39	23	417	3	0
11/28/65	Sonny Jurgensen	vs Dallas	W	43	26	411	3	2
11/26/89	Mark Ryplen	vs Chicago	W	47	30	401	4	1
10/17/83	Joe Theismann	@ Green Bay	L	39	27	398	2	0
9/20/81	Joe Theismann	@ St. Louis	L	37	25	388	4	1
10/11/84	Sonny Jurgensen	vs Phila.	W	33	22	385	5	2
9/20/98	Trent Green	@ Seahawks	L	54	27	383	2	0
9/12/99	Brad Johnson	vs Dallas	L	33	20	382	2	0
9/12/82	Joe Theismann	@ Phila.	W	39	28	382	3	0
11/22/98	Trent Green	vs Cardinals	L	49	30	382	4	1
9/18/94	John Friesz	@ Giants	L	50	32	381	2	2
11/2/86	Jay Schroeder	vs Minnesota	W	47	24	378	2	1
10/31/43	Sammy Baugh	@ Brooklyn	W	28	16	376	6	3
12/3/67	Sonny Jurgensen	vs Phila.	T	50	30	366	4	2
9/28/47	Sammy Baugh	@ Phila.	L	34	21	364	5	2
10/29/89	Mark Ryplen	@ Raiders	L	53	27	364	1	3
11/4/90	Jeff Rutledge	@ Detroit	W	42	20	363	1	0
11/12/91	Mark Ryplen	@ San Fran.	L	48	27	361	1	3
9/14/03	Patrick Ramsey	@ Atlanta	W	39	25	356	2	0
11/23/47	Sammy Baugh	vs Cardinals	W	33	25	355	6	0
12/12/48	Sammy Baugh	@ New York	W	42	25	354	3	3
12/8/82	Norm Snead	@ Baltimore	L	33	18	350	3	3
9/11/89	Mark Ryplen	vs Giants	L	32	22	349	2	1
12/1/85	Jay Schroeder	vs San Fran.	L	58	30	348	0	2
9/21/03	Patrick Ramsey	vs Giants	L	45	23	348	2	1
11/13/66	Sonny Jurgensen	vs Dallas	L	46	26	347	3	0
12/21/01	Tony Banks	vs Carolina	W	30	17	346	1	1
12/22/96	Gus Frolotte	vs Cowboys	W	41	23	346	0	1
10/28/62	Norm Snead	@ Giants	L	40	17	346	4	3
10/29/95	Gus Frolotte	vs Giants	L	44	24	345	0	4
12/14/47	Sammy Baugh	vs Boston	W	41	25	343	3	1
9/21/86	Jay Schroeder	@ San Diego	W	36	16	341	1	0
1/31/88	Doug Williams	vs Denver	W	29	18	340	4	1
12/13/81	Joe Theismann	vs Baltimore	W	36	23	339	2	1

Date	Player	Opp	W/L/T	Att.	Cmp.	Yds.	TD	Int.
11/2/69	Sonny Jurgensen	@ Baltimore	L	38	28	339	2	2
11/16/69	Sonny Jurgensen	vs Dallas	L	35	24	338	4	4
10/3/99	Brad Johnson	vs Carolina	W	33	20	337	4	0
10/4/87	Ed Rutherford	vs St. Louis	W	24	14	334	3	1
10/22/67	Sonny Jurgensen	@ Rams	T	41	18	334	0	0
10/8/89	Mark Ryplen	vs Phoenix	W	42	23	333	3	1
12/1/63	Norm Snead	vs Baltimore	L	33	18	332	1	2
9/10/84	Joe Theismann	@ San Fran.	L	43	24	331	2	0
11/29/87	Jay Schroeder	vs Giants	W	46	28	331	3	2
9/8/02	Shane Matthews	vs Arizona	W	40	28	327	3	1
10/15/67	Sonny Jurgensen	@ Atlanta	T	41	28	326	3	2
11/17/91	Mark Ryplen	@ Pittsburgh	W	28	21	325	2	0
11/23/86	Jay Schroeder	vs Dallas	W	31	16	325	2	1
9/5/83	Joe Theismann	vs Dallas	L	38	28	325	2	1
9/27/04	Mark Brunell	vs Dallas	L	43	25	325	2	0
9/17/67	Sonny Jurgensen	@ Phila.	L	46	25	324	1	0
10/31/83	Joe Theismann	@ San Diego	W	46	25	324	1	1
12/7/75	Billy Kilmer	@ Atlanta	W	36	25	320	3	1
10/13/02	Patrick Ramsey	vs New Orleans	L	43	21	320	1	4
11/29/64	Sonny Jurgensen	vs Giants	W	43	24	319	4	0
9/13/81	Joe Theismann	vs Giants	L	48	27	318	1	1
11/14/99	Brad Johnson	@ Philadelphia	L	33	18	313	2	3
11/25/84	Joe Theismann	vs Buffalo	W	33	26	311	2	1
11/18/90	Mark Ryplen	vs N Orleans	W	33	16	309	1	4
10/20/63	Norm Snead	@ Pittsburgh	L	28	13	306	3	2
9/26/71	Billy Kilmer	@ Giants	W	32	23	309	2	0
12/7/86	Jay Schroeder	vs Giants	L	51	28	309	1	6
12/11/66	Sonny Jurgensen	@ Dallas	W	33	18	308	3	1
11/23/97	Doug Williams	vs Rams	L	46	24	308	2	1
12/11/49	Sammy Baugh	@ Rams	L	48	29	308	3	2
10/19/80	Joe Theismann	vs St. Louis	W	31	21	307	2	1
11/22/64	Sonny Jurgensen	vs Dallas	W	33	20	307	1	1
11/8/80	Joe Theismann	@ Chicago	L	34	20	305	2	2
10/16/88	Mark Ryplen	vs Phoenix	W	27	15	303	4	1
10/13/74	Sonny Jurgensen	vs Miami	W	39	26	303	2	3
9/25/88	Mark Ryplen	@ Phoenix	L	41	26	303	3	1
1/1/84	Joe Theismann	vs Rams	W	23	18	302	2	0
11/7/76	Joe Theismann	@ San Fran.	W	32	20	302	3	2
12/10/69	Mark Ryplen	vs San Diego	W	39	23	302	2	1
11/2/75	Billy Kilmer	vs Dallas	W	39	21	301	3	4
11/23/69	Sonny Jurgensen	vs Atlanta	W	32	26	300	2	1

100-yard Receiving Games

Date	Player	Opp	W/L/T	No.	Yds	TD
10/4/87	Anthony Allen	vs St. Louis	W	7	255	3
10/27/86	Gary Clark	@ Giants	L	11	241	1
11/15/85	Art Monk	vs Cincinnati	W	13	230	1
11/17/63	Bobby Mitchell	vs Pittsburgh	L	11	218	2
10/31/43	Wilbur Moore	@ Brooklyn	W	7	213	2
9/28/47	Hugh Taylor	@ Philadelphia	L	8	212	3
10/22/00	Albert Connell	@ Jacksonville	W	7	211	3
10/21/01	Rod Gardner	vs Carolina	W	6	208	1
11/10/91	Gary Clark	vs Atlanta	W	4	203	3
9/10/84	Art Monk	@ San Fran.	L	10	200	0
11/7/76	Frank Grant	@ San Fran.	W	11	200	0
11/13/66	Charley Taylor	vs Dallas	L	11	199	2
12/8/63	Bobby Mitchell	@ Giants	L	8	197	1
9/18/94	Henry Ellard	@ Giants	L	10	197	1
12/7/52	Hugh Taylor	@ Giants	W	6	196	3
12/12/48	Hugh Taylor	@ Giants	W	9	194	2
1/31/88	Ricky Sanders	vs Denver	W	9	193	2
10/20/85	Gary Clark	@ Giants	L	11	193	0
12/1/94	Henry Ellard	@ Arizona	L	8	191	1
12/13/87	Gary Clark	vs Dallas	W	9	187	1
10/11/64	Bobby Mitchell	vs Philadelphia	W	12	183	2
10/2/83	Charlie Brown	vs Raiders	W	11	180	1
9/14/03	Laveranues Coles @	Falcons	W	11	180	1
9/21/86	Art Monk	@ San Diego	W	7	174	0
10/20/63	Bobby Mitchell	@ Pittsburgh	L	4	173	0
11/1/84	Charlie Brown	vs Rams	W	6	171	0
9/24/61	Fred Dugan	@ Philadelphia	L	6	168	1
11/19/61	Bill Anderson	@ Dallas	T	10	168	0
11/4/90	Art Monk	@ Detroit	W	13	168	0
12/17/89	Ricky Sanders	@ Atlanta	W	7	167	0
9/27/04	Rod Gardner	vs Dallas	L	10	167	2
11/10/91	Art Monk	vs Atlanta	W	7	164	2
10/10/65	Bobby Mitchell	vs St. Louis	L	8	164	1
12/26/87	Ricky Sanders	@ Minnesota	W	8	164	2
11/2/91	Art Monk	@ San Fran.	L	10	163	1
9/25/94	Henry Ellard	vs Atlanta	L	6	162	1
10/28/45	Steve Bagarus	@ Giants	W	8	162	0
9/30/90	Gary Clark	@ Phoenix	W	8	162	2
12/12/37	Wayne Milner	@ Bears	W	9	160	2
9/12/99	M. Westbrook	vs Dallas	L	5	159	1
10/31/48	Dick Todd	vs Boston	W	5	158	2
10/28/62	Bobby Mitchell	@ Giants	L	5	158	2
10/14/62	Bobby Mitchell	@ St. Louis	T	7	158	1
10/29/89	Ricky Sanders	@ Raiders	L	12	158	1
12/26/82	Charlie Brown	@ New Orleans	W	4	156	2
11/16/89	Charley Taylor	vs Dallas	L	6	155	1
11/10/74	Charley Taylor	@ Philadelphia	W	9	155	1
9/17/89	Gary Clark	vs Philadelphia	L	4	153	2
10/21/73	Charley Taylor	vs St. Louis	W	7	153	1
11/14/99	M. Westbrook	@ Philadelphia	L	4	152	1
11/23/86	Gary Clark	vs Dallas	W	8	152	1
10/13/96	Henry Ellard	@ N. England	W	8	152	1
11/26/89	Art Monk	vs Chicago	W	9	152	2
9/17/50	Hugh Taylor	@ Baltimore	W	5	150	3
10/2/66	Bobby Mitchell	vs Pittsburgh	W	6	150	2
12/1/85	Art Monk	vs San Fran.	L	8	150	0
12/23/89	Gary Clark	@ Seattle	W	9	149	1
10/22/67	Charley Taylor	@ Los Angeles	T	3	148	1
12/13/81	Art Monk	vs Baltimore	W	7	148	1
9/30/62	Bobby Mitchell	vs St. Louis	W	7	147	2
11/27/83	Charlie Brown	vs Philadelphia	W	7	147	1
10/21/82	Bobby Mitchell	@ Philadelphia	W	8	147	2
12/31/72	Charley Taylor	vs Dallas	W	7	146	2
11/19/39	Andy Farkas	vs Cardinals	W	3	145	2
12/11/66	Charley Taylor	@ Dallas	W	4	145	1
11/2/88	Ricky Sanders	vs Pittsburgh	W	5	145	1
11/8/81	Virgil Seay	vs Detroit	W	8	145	0
10/29/89	Gary Clark	@ Raiders	L	8	145	1
12/3/67	Jerry Smith	vs Philadelphia	T	9	145	2
9/21/86	Gary Clark	@ San Diego	W	6	144	1
10/30/49	Harold Crisler	@ NY Bulldogs	T	8	144	0
9/17/67	Charley Taylor	@ Philadelphia	L	8	144	0
9/11/89	Ricky Sanders	vs Giants	L	6	143	1
10/26/47	Eddie Saenz	vs Bears	L	9	143	1
10/4/58	John Carson	@ Cardinals	L	8	142	1
9/24/50	H. Livingston	@ Green Bay	L	4	141	2
10/2/88	Ricky Sanders	vs Giants	L	7	141	2

Date	Player	Opp	W/L/T	No.	Yds	TD
10/7/84	Art Monk	@ Indianapolis	W	8	141	3
12/16/62	Dick James	vs Pittsburgh	L	5	140	2
11/20/83	Charlie Brown	@ Rams	W	8	140	1
10/3/99	M. Westbrook	vs Carolina	W	8	140	2
11/2/52	Hugh Taylor	vs Pittsburgh	L	4	139	1
11/28/65	Charley Taylor	vs Dallas	W	7	139	1
10/10/76	Frank Grant	vs Kansas City	L	8	138	1
9/12/99	Albert Connell	vs Dallas	L	4	137	1
1/8/84	Charlie Brown	vs San Fran.	W	5	137	1
12/18/66	Jerry Smith	vs Philadelphia	L	7	137	2
12/13/71	Roy Jefferson	@ Los Angeles	W	8	137	2
10/9/49	Hugh Taylor	vs Giants	L	4	136	2
12/16/84	Art Monk	vs St. Louis	W	11	136	2
12/7/75	Frank Grant	@ Atlanta	W	5	135	1
9/16/62	Bobby Mitchell	@ Dallas	T	6	135	2
10/29/95	Leslie Shepherd	vs NY Giants	L	7	135	0
11/22/98	M. Westbrook	vs Arizona	L	10	135	3
10/3/99	Albert Connell	vs Carolina	W	5	134	2
10/1/72	Charley Taylor	@ New England	L	7	134	2
9/12/82	Art Monk	@ Philadelphia	W	8	134	1
9/30/79	Danny Buggs	@ Atlanta	W	10	134	0
9/20/98	M. Westbrook	@ Seattle	L	7	132	2
11/4/90	Gary Clark	@ Detroit	W	8	132	1
9/23/73	Charley Taylor	@ St. Louis	L	9	132	1
11/4/90	Ricky Sanders	@ Detroit	W	11	132	0
12/17/89	Art Monk	@ Atlanta	W	6	131	2
9/8/02	Rod Gardner	vs Arizona	W	7	131	1
11/18/90	Gary Clark	vs New Orleans	W	8	131	2
12/6/87	Gary Clark	@ St. Louis	W	5	130	1
12/4/94	D. Howard	@ Tampa Bay	L	5	130	1
9/26/48	Harold Crisler	vs Pittsburgh	W	6	130	0
11/18/85	Art Monk	vs Giants	W	7	130	0
11/17/91	Art Monk	@ Pittsburgh	W	8	130	1
12/7/86	Kelvin Bryant	vs Giants	L	13	130	1
12/15/91	Gary Clark	vs Giants	W	3	129	2
12/13/86	Art Monk	@ Denver	L	6	129	1
9/20/81	Art Monk	@ St. Louis	L	4	128	1
12/4/88	Ricky Sanders	@ Philadelphia	W	10	128	1
11/10/40	Dick Todd	@ Brooklyn	L	7	128	0
11/24/96	M. Westbrook	vs San Fran.	L	7	126	0
11/1/87	Art Monk	@ Giants	L	8	126	0
9/26/71	Charley Taylor	@ Giants	W	6	125	2
10/24/71	Charley Taylor	@ Kansas City	L	7	125	2
12/26/99	M. Westbrook	@ San Francisco	W	7	125	1
11/23/97	M. Westbrook	vs NY Giants	T	9	125	0
11/9/03	Laveranues Coles vs	Seahawks	W	5	125	1
11/28/62	Charlie Brown	vs Philadelphia	W	3	124	1
11/27/66	Charley Taylor	vs Giants	W	6	124	2
10/11/70	Charley Taylor	vs Detroit	W	6	124	2
11/8/80	Art Monk	@ Chicago	L	8	124	0
11/26/89	Gary Clark	vs Chicago	W	8	124	1
9/6/81	Joe Washington	vs Dallas	L	10	124	1
9/27/59	Bill Anderson	@ Cardinals	L	6	123	0
11/2/86	Gary Clark	vs Minnesota	W	6	123	1
9/27/81	Terry Metcalf	@ Philadelphia	L	8	123	0
11/26/67	Charley Taylor	@ Cleveland	L	11	123	2
12/8/62	Leroy Jackson	@ Baltimore	T	3	122	1
9/15/63	Bobby Mitchell	@ Cleveland	L	4	122	1
9/24/00	Albert Connell	@ Giants	W	4	122	0
12/8/02	D. Thompson	vs Giants	L	6	122	0
12/30/84	Art Monk	vs Chicago	L	10	122	0
10/3/04	Laveranues Coles @	Cleveland	L	7	122	0
10/22/50	Hugh Taylor	vs Cardinals	L	4	121	3
9/15/68	Garry Allen	@ Chicago	W	4	121	1
10/10/43	Wilbur Moore	vs Brooklyn	W	5	121	2
11/26/00	James Thrash	vs Philadelphia	L	5	121	1
11/9/58	Jim Podoley	vs Cardinals	W	5	121	2
11/13/88	Craig McEwen	vs Chicago	L	3	120	0
12/13/70	Jon Henderson	vs Philadelphia	W	6	120	1
12/17/88	Ricky Sanders	@ Cincinnati	L	6	120	1
10/8/61	Fred Dugan	@ Cleveland	L	7	120	0
12/15/74	Frank Grant	vs Chicago	W	4	119	0
11/19/78	J. McDaniel	vs St. Louis	L	4	119	1
11/14/48	Harold Crisler	vs Detroit	W	5	119	0
11/8/87	Gary Clark	@ Philadelphia	L	5	119	1
10/20/96	Henry Ellard	vs NY Giants	W	5	119	0
12/11/83	Art Monk	@ Dallas	W	6	119	1

Date	Player	Opp	W/L/T	No.	Yds.	TD
9/18/66	Bobby Mitchell	@ St. Louis	L	9	119	1
12/7/47	Eddie Saenz	@ Giants	L	7	118	1
10/16/49	Harold Crisler	vs NY Bulldogs	W	7	118	3
12/12/65	Bobby Mitchell	vs Giants	L	8	118	1
12/21/85	Gary Clark	@ St. Louis	W	8	118	1
C.27/80	C. Harmon	vs San Diego	W	12	118	0
9/14/03	Rod Gardner	@ Falcons	W	9	118	1
10/28/44	Joe Aguirre	vs Card-Pitt	W	3	117	2
11/25/62	Dick James	vs Giants	L	5	117	2
9/24/37	Wayne Miller	vs Cardinals	L	7	117	0
11/29/64	P. Carpenter	vs Giants	W	7	117	1
11/28/68	Jerry Smith	@ Dallas	L	5	116	1
12/13/98	Albert Connell	@ Carolina	W	8	116	1
12/1/85	Gary Clark	vs San Fran.	L	10	116	0
9/13/64	Bobby Mitchell	vs Cleveland	L	4	115	0
11/29/84	C. Muhammad	@ Minnesota	W	5	115	1
11/17/68	Charley Taylor	vs Dallas	L	5	114	2
10/15/67	Bobby Mitchell	@ Atlanta	T	6	114	1
9/24/89	Art Monk	@ Dallas	W	6	114	0
1/26/92	Gary Clark	vs Buffalo	W	7	114	1
12/20/92	Ricky Sanders	@ Philadelphia	L	7	114	1
12/2/62	Bobby Mitchell	vs Philadelphia	L	8	114	0
10/2/53	Hugh Taylor	@ Philadelphia	T	4	113	2
11/8/64	Bobby Mitchell	@ Cleveland	L	7	113	2
1/26/92	Art Monk	vs Buffalo	W	7	113	0
11/30/47	B. Nussbaumer	@ Boston	L	8	113	1
11/05/39	Andy Farkas	vs Pittsburgh	W	3	112	1
10/13/63	Bobby Mitchell	vs Philadelphia	L	3	112	2
10/22/95	Henry Ellard	vs Detroit	W	6	112	1
11/29/87	Gary Clark	vs Giants	W	7	112	1
10/19/52	Hugh Taylor	@ Pittsburgh	W	3	111	2
10/3/49	Hugh Taylor	@ Pittsburgh	W	5	111	2
11/18/79	Danny Buggs	vs Dallas	W	5	111	0
10/29/95	Henry Ellard	vs NY Giants	L	6	111	0
10/13/74	Roy Jefferson	vs Miami	W	7	111	1
10/2/54	Hugh Taylor	@ Pittsburgh	L	8	111	0
11/6/66	Charley Taylor	@ Baltimore	L	8	111	1
12/18/04	Rod Gardner	@ San Francisco	W	6	111	0
12/18/84	C. Muhammad	vs St. Louis	W	5	110	0
10/8/95	Henry Ellard	@ Philadelphia	L	5	110	2
11/23/69	C. Haraway	vs Atlanta	W	6	110	1
1/8/83	Alvin Garrett	vs Detroit	W	6	110	3
11/29/98	Stephen Davis	@ Oakland	W	7	110	1
10/17/99	Albert Connell	@ Arizona	W	8	110	0
10/12/69	Bob Long	vs St. Louis	W	9	110	0
11/21/48	Harold Crisler	@ Philadelphia	L	2	109	2
11/9/75	Frank Grant	@ Giants	W	2	109	1
11/29/70	Wall Roberts	vs Giants	L	4	109	1
9/14/98	M. Westbrook	vs San Fran.	L	5	109	0
10/30/49	Hugh Taylor	@ NY Bulldogs	T	6	109	1
12/8/85	Art Monk	@ Philadelphia	W	7	109	0
12/26/43	Wilbur Moore	@ Bears	L	5	108	0
12/6/59	Bill Anderson	vs Philadelphia	L	5	108	1
12/5/99	M. Westbrook	@ Detroit	L	5	108	1
10/23/94	Henry Ellard	@ Indianapolis	W	6	108	0
10/19/87	Craig McEwen	@ Dallas	W	7	108	0
11/23/69	Bob Long	vs Atlanta	W	10	108	0
11/22/64	Angelo Coia	vs Dallas	W	6	107	1
9/1/91	Gary Clark	vs Detroit	W	6	107	1
12/8/62	Bobby Mitchell	@ Baltimore	L	7	107	0
11/20/94	D. Howard	@ Dallas	L	7	107	1
11/22/98	Leslie Shepherd	vs Arizona	L	7	107	1
10/4/59	Bill Anderson	@ Pittsburgh	W	3	106	1
11/3/40	James Johnson	vs Pittsburgh	W	4	106	2
11/2/58	Joe Walton	@ Pittsburgh	L	4	106	1
10/4/92	Gary Clark	@ Phoenix	L	4	106	0
12/12/54	Hugh Taylor	vs Cardinals	W	5	106	3
9/28/75	Roy Jefferson	vs Giants	W	5	106	2
12/26/99	Albert Connell	@ San Francisco	W	5	106	0
11/26/67	Bobby Mitchell	@ Cleveland	L	6	106	1
11/3/85	Art Monk	@ Atlanta	W	6	106	1
10/1/67	Charley Taylor	vs Giants	W	7	106	0
9/20/81	R. Thompson	@ St. Louis	L	7	106	2
10/31/83	Art Monk	@ San Diego	W	7	106	0
9/16/90	Gary Clark	@ San Fran.	L	7	106	0
10/13/91	Art Monk	vs Cleveland	W	7	106	1
9/4/03	Laveranues Coles	vs NY Jets	W	5	106	0

Date	Player	Opp	W/L/T	No.	Yds.	TD
12/14/59	Bill Anderson	vs Philadelphia	W	3	105	1
10/9/66	Charley Taylor	vs Atlanta	W	3	105	1
12/18/73	Larry Brown	vs Philadelphia	W	3	105	3
10/17/83	Art Monk	@ Green Bay	L	5	105	0
11/2/75	Frank Grant	vs Dallas	W	6	105	1
11/1/84	C. Muhammad	vs Detroit	W	7	105	0
9/4/94	Henry Ellard	vs Seattle	L	7	105	0
9/21/03	Laveranues Coles	vs Dallas	L	7	105	0
11/8/01	Michael Westbrook	@ Denver	W	9	104	1
10/13/57	Jim Podoley	vs Giants	L	3	104	1
12/11/88	Terry Orr	vs Dallas	L	3	104	1
9/27/98	M. Westbrook	vs Denver	L	3	104	1
10/28/84	Art Monk	@ Giants	L	4	104	0
10/6/57	John Carson	@ Cardinals	W	5	104	1
10/14/84	C. Muhammad	vs Dallas	W	5	104	1
12/13/81	Virgil Seay	vs Baltimore	W	7	104	1
10/4/70	Jerry Smith	@ Philadelphia	W	8	104	1
11/25/84	Art Monk	vs Buffalo	W	11	104	1
10/31/48	T. Farmer	vs Boston	W	5	103	0
11/12/67	Bobby Mitchell	vs San Fran.	W	5	103	0
11/10/85	Art Monk	vs Dallas	L	5	103	0
9/28/86	Art Monk	vs Seattle	W	5	103	0
11/18/45	Steve Bagarus	vs Bears	W	6	103	1
11/23/47	Paul McKee	vs Cardinals	W	7	103	2
12/6/68	Jerry Smith	vs Cleveland	L	7	103	1
12/11/88	Art Monk	vs Dallas	L	7	103	0
10/1/50	Hugh Taylor	vs Pittsburgh	L	4	102	1
10/26/47	J. Duckworth	vs Bears	L	5	102	2
11/2/86	C. Muhammad	vs Minnesota	W	6	102	1
11/5/00	James Thrash	@ Arizona	L	6	102	0
10/22/67	Jerry Smith	@ Los Angeles	T	7	102	3
10/19/70	Charley Taylor	@ Oakland	L	7	102	1
11/26/67	A.D. Whitfield	@ Cleveland	L	8	102	0
9/13/87	Gary Clark	vs Philadelphia	W	8	102	0
10/8/89	Art Monk	vs Phoenix	W	8	102	1
10/13/40	Dick Todd	vs Cardinals	W	2	101	1
9/11/89	Gary Clark	vs Giants	L	6	101	0
10/31/83	Charlie Brown	@ San Diego	W	8	101	0
11/12/67	Jerry Smith	vs San Fran.	W	9	101	2
9/5/83	Alvin Garrett	vs Dallas	L	10	101	0
11/15/53	Hugh Taylor	vs Bears	L	2	100	1
10/31/43	Joe Aguirre	@ Brooklyn	W	4	100	2
11/3/63	Bobby Mitchell	@ Oakland	L	5	100	0
11/15/70	Charley Taylor	@ Giants	L	5	100	1
10/13/57	John Carson	vs Giants	L	6	100	1
10/22/72	Larry Brown	vs Dallas	W	7	100	1
12/5/82	Art Monk	vs Dallas	L	7	100	0
9/7/86	Gary Clark	vs Philadelphia	W	7	100	0
1/9/93	Gary Clark	@ San Fran.	L	7	100	0
11/10/02	Rod Gardner	@ Jacksonville	L	7	100	1

100-Yard Pass Receiving Games: Total (270), including postseason, by 59 players: Art Monk (36); Gary Clark (28); Bobby Mitchell (23); Charley Taylor (23); Hugh Taylor (15); Ricky Sanders (11); Michael Westbrook (12); Henry Ellard (9); Charlie Brown (8); Jerry Smith (7); Albert Connell (7); Frank Grant (6); Bill Anderson (5); Harold Crisler (5); Calvin Muhammad (4); Dick Todd (3); Wilbur Moore (3); Roy Jefferson (3); Rod Gardner (4); John Farkas (2); Joe Aguirre (2); Steve Bagarus (2); Eddie Saenz (2); Jim Podoley (2); Fred Dugan (2); Dick James (2); Bob Long (2); Alvin Garrett (2); Larry Brown (2); Danny Buggs (2); Virgil Seay (2); Craig McEwen (2); James Thrash (2); Leslie Shepherd (2); Anthony Allen; Gerry Allen; Kelvin Bynum; Preston Carpenter; Angelo Coia; Stephen Davis; Joseph Duckworth; Thomas Farmer; Clarence Harmon; Jon Henderson; Charley Harrarway; Leroy Jackson; James Johnston; Howie Livingston; Johnny McDaniel; Paul McKee; Terry Metcalf; Bob Nussbaumer; Terry Orr; Ricky Thompson; Joe Walton; Joe Washington; AD Whitfield; Derrius Thompson (1); Laveranues Coles (6).

150-Yard Pass Receiving Games: Total (51), including postseason, by 17 players: Bobby Mitchell (8); Art Monk (8); Gary Clark (7); Hugh Taylor (4); Ricky Sanders (4); Charley Taylor (4); Charlie Brown (3); Henry Ellard (3); Michael Westbrook (2); Wayne Miller; Wilbur Moore; Steve Bagarus; Dick Todd; Fred Dugan; Bill Anderson; Anthony Allen; Frank Grant, Rod Gardner (1); Laveranues Coles (1).

Pro Bowl Redskins

1950

Bill Dudley.....	HB
Harry Gilmer.....	QB
Paul Lipscomb.....	T

1951

Sammy Baugh.....	QB
Bill Dudley.....	RB
Rob Goode.....	FB
Paul Lipscomb.....	T
Laurie Niemi.....	T

1952

Harry Gilmer.....	QB
Paul Lipscomb.....	T
Laurie Niemi.....	T
Hugh Taylor.....	E
John Williams.....	HB

1953

Gene Brito.....	E
Don Boll.....	T
Paul Lipscomb.....	T

1954

Dick Alban.....	HB
Rob Goode.....	FB
Hugh Taylor.....	E
Bill Wells.....	HB

1955

Gene Brito.....	E
Chuck Drazenovich.....	LB
Eddie LeBaron.....	QB
Volney Peters.....	T
Joe Scudero.....	HB
Torgy Torgeson.....	LB
Harry Ulinski.....	C

1956

Sam Baker.....	P
Gene Brito.....	E
Al Dorow.....	QB
Chuck Drazenovich.....	LB
Leo Ellert.....	RB
Dick Stanfel.....	G
Torgy Torgeson.....	LB

1957

Gene Brito.....	E
John Carson.....	E
Chuck Drazenovich.....	LB
Eddie LeBaron.....	QB
Jim Podoley.....	RB
Dick Stanfel.....	G

1958

Gene Brito.....	E
Chuck Drazenovich.....	LB
Eddie LeBaron.....	QB
Jim Schrader.....	C
Dick Stanfel.....	G

1959

Bill Anderson.....	E
Don Bosseler.....	RB
Jim Schrader.....	C
Bob Toneff.....	DT

1960

Bill Anderson.....	E
Bob Khayat.....	DT
Bob Toneff.....	DT

1961

Dickie James.....	RB
Ray Lemek.....	T

Jim Schrader.....	C
Bob Toneff.....	DT

1962

Rod Breedlove.....	LB
Bobby Mitchell.....	FL
John Nisby.....	G

1963

Bobby Mitchell.....	FL
Vince Promuto.....	G
Joe Rutgers.....	DT
Norm Snead.....	QB

1964

Sam Huff.....	LB
Sonny Jurgensen.....	QB
Paul Krause.....	DB
Bobby Mitchell.....	FL
John Paluck.....	DE
Vince Promuto.....	G
Charley Taylor.....	RB

1965

Paul Krause.....	DB
Joe Rutgers.....	DT
Charley Taylor.....	RB

1966

Chris Hanburger.....	LB
Sonny Jurgensen.....	QB
Charley Taylor.....	WR

1967

Chris Hanburger.....	LB
Len Hauss.....	C
Sonny Jurgensen.....	QB
Torgy Smith.....	TE
Charley Taylor.....	WR

1968

Chris Hanburger.....	LB
Len Hauss.....	C

1969

Larry Brown.....	RB
Pat Fischer.....	CB
Chris Hanburger.....	LB
Len Hauss.....	C
Sonny Jurgensen.....	QB
Jerry Smith.....	TE

1970

Larry Brown.....	RB
Len Hauss.....	C

1971

Larry Brown.....	RB
Len Hauss.....	C
Roy Jefferson.....	WR
Curt Knight.....	K

1972

Larry Brown.....	RB
Speedy Duncan.....	PR
Chris Hanburger.....	LB
Len Hauss.....	C
Billy Kilmer.....	QB
Charley Taylor.....	WR

1973

Chris Hanburger.....	LB
Ken Houston.....	FS
Herb Mul-Key.....	PR
Charley Taylor.....	WR

1974

Chris Hanburger.....	LB
Ken Houston.....	SS

Diron Talbert.....	DT
Charley Taylor.....	WR

1975

Chris Hanburger.....	LB
Ken Houston.....	SS
Charley Taylor.....	WR

1976

Eddie Brown.....	PR
Chris Hanburger.....	LB
Ken Houston.....	SS
Mike Thomas.....	RB

1977

Eddie Brown.....	PR
Jean Fugett.....	TE
Ken Houston.....	SS

1978

Tony Green.....	PR
Ken Houston.....	SS

1979

Ken Houston.....	SS
Mark Moseley.....	K
Lemar Parrish.....	CB

1980

Mike Nelms.....	PR
Lemar Parrish.....	CB

1981

Mike Nelms.....	PR
-----------------	----

1982

Charlie Brown.....	WR
Mark Moseley.....	K
Mike Nelms.....	PR
Tony Peters.....	SS
Joe Theismann.....	QB

1983

Jeff Bostic.....	C
Charlie Brown.....	WR
Dave Butz.....	DT
Russ Grimm.....	DT
Joe Jacoby.....	FS
Mark Murphy.....	TS
Joe Theismann.....	QB

1984

Darrell Green.....	CB
Russ Grimm.....	G
Joe Jacoby.....	T
Art Monk.....	WR

1985

Russ Grimm.....	G
Joe Jacoby.....	T
Art Monk.....	WR

1986

Gary Clark.....	WR
Darrell Green.....	CB
Russ Grimm.....	G
Joe Jacoby.....	T
Dexter Manley.....	DE
Art Monk.....	WR
Jay Schroeder.....	QB

1987

Gary Clark.....	WR
Darrell Green.....	CB
Charles Mann.....	DE

1988

Charles Mann.....	DE
Mark May.....	T

1989	Charles Mann.....DE
	Mark Rypien.....OB
1990	Earnest Byner.....RB
	Gary Clark.....WR
	Darrell Green.....CB
	Jim Lachey.....T
1991	Earnest Byner.....RB
	Gary Clark.....WR
	Darrell Green.....CB
	Jim Lachey.....T
	Chip Lohmiller.....K
	Charles Mann.....DE
	Mark Rypien.....QB
	Mark Schlereth.....G
1992	Wilber Marshall.....LB
1994	Ken Harvey.....LB
	Reggie Roby.....P
1995	Ken Harvey.....LB
	Brian Mitchell.....KR/PR
1996	Terry Allen.....RB
	Gus Frerotte.....QB
	Darrell Green.....CB
	Ken Harvey.....LB
	Matt Turk.....P

1997	Cris Dishman.....CB
	Darrell Green.....CB
	Ken Harvey.....LB
	Matt Turk.....P
1998	Matt Turk.....P
1999	Stephen Davis.....RB
	Brad Johnson.....OB
	Tré Johnson.....G
2000	Stephen Alexander.....TE
	Champ Bailey.....CB
	Marco Coleman.....DE

	Stephen Davis.....RB
2001	LaVar Arrington.....LB
	Chris Samuels.....OT
	Champ Bailey.....CB
2002	LaVar Arrington.....LB
	Champ Bailey.....CB
	Chris Samuels.....OT
2003	LaVar Arrington.....LB
	Champ Bailey.....CB
	Laveranues Coles.....WR
2004	Marcus Washington.....LB



Marcus Washington

Draft Choices ('36-'05)

1936	Rd...Player(Overall).....College
1.....B Riley Smith (2).....Alabama	
2.....E Keith Topping (11).....Stanford	
3.....B Ed Smith (20).....NYU	
4.....G Paul Tangora (29).....Northwestern	
5.....T Wilson Groselocke (38).....TCU	
6.....T Lary Lutz (47).....California	
7.....B Don Irwin (56).....Colgate	
8.....E Wayne Miller (65).....Notre Dame	
9.....G Marcel Saunders (74).....Loyola (CA)	
1937	1.....B Sam Baugh (6).....TCU
2.....B Nello Falaschi (16).....Santa Clara	
3.....B Maurice Eldar (26).....Kansas State	
4.....G Dick Bassi (36).....Santa Clara	
5.....T Chuck Bond (46).....Washington	
6.....B Jimmie Cain (56).....Washington	
7.....G Rotta Holland (66).....Kansas State	
8.....E Joel Eaves (76).....Auburn	
9.....T Bill Docherty (86).....Temple	
10.....E Dom Mac Cara (96).....NC State	
1938	1.....B Andy Farkas (9).....Detroit
2.....B Sam Chapman (24).....California	
3.....C Dave Price (39).....Mississippi	
4.....E Elmer Dohmann (49).....Nebraska	
5.....T Roy Young (59).....Texas A&M	
6.....B Bill Hartman (69).....Georgia	
7.....C Ed Parks (79).....Oklahoma	
8.....B Jack Abbott (89).....Elton	
9.....E Dick Johnson (99).....Washington	
10.....G Henry Bartos (109).....North Carolina	
1939	1.....T.I.B. Hale (8).....TCU

2.....B Charley Holm (18).....Alabama	
3.....B Dick Todd (28).....Texas A&M	
4.....B Dave Anderson (38).....California	
5.....C Quinton Lumpkin (48).....Georgia	
6.....T Bo Russell (58).....Auburn	
7.....B Wilbur Moore (68).....Minnesota	
8.....B Jimmy Johnson (78).....Washington	
9.....B Jim German (88).....Centre	
10.....B Bob O'Mara (98).....Duke	
11.....G Steve Shivinski (108).....Washington	
12.....B Bob Hoffman (118).....USC	
13.....B Eric Tipton (128).....Duke	
14.....T Dick Farman (138).....Washington St.	
15.....T Clyde Shugart (148).....Iowa State	
16.....B Boyd Morgan (158).....USC	
17.....T Phil Smith (168).....St. Benedict's	
18.....T Paul Coop (178).....Centre	
19.....G Matt Kuber (188).....Villanova	
20.....B Al Cruver (189).....Washington	
1940	1.....B Ed Boell (8).....NYU
2.....B Buddy Banker (18).....Tulane	
3.....T Bill Kirchem (28).....Tulane	
4.....T Joe Boyd (38).....Texas A&M	
5.....B Roy Zimmernan (48).....San Jose St.	
6.....E Bud Orf (58).....Missouri	
7.....B Bob Hoffman (68).....USC	
8.....B Boy Seymour (78).....Oklahoma	
9.....T Howard Stoecker (88).....USC	
10.....G Allen Johnson (98).....Duke	
11.....B Sam Bartholomew (108).....Tenn.	
12.....B Ernie Lain (118).....Rice	
13.....E Hayward Sanford (128).....Alabama	
14.....E Bolo Perdue (138).....Duke	
15.....C Steve Andracko (148).....Ohio State	
16.....B Jay Graybeal (158).....Oregon	

17.....B Charley Slagle (168).....N. Carolina	
18.....B Buck Murphy (178).....Georgia Tech	
19.....T Mel Wetzel (188).....Missouri	
20.....B Steve Sitko (198).....Notre Dame	
1941	1.....B Forest Evashevski (10).....Michigan
2.....Did not draft	
3.....T Fred Davis (25).....Alabama	
4.....Did not draft	
5.....T Jim Stuart (40).....Oregon	
6.....E Ed Cifers (50).....Tennessee	
7.....E Al Knueger (60).....USC	
8.....B Henry Wilder (70).....Iowa State	
9.....E Bill Gimmitt (80).....Tulsa	
10.....G Ed Hickerson (90).....Alabama	
11.....E Joe Aguirre (100).....St. Mary's (CA)	
12.....B Jack Banta (110).....USC	
13.....T Roy Conn (120).....Arizona	
14.....B Deward Tomell (130).....San Jose St.	
15.....C Morris Buckingham (140).....San Jose St.	
16.....B Ken Dow (150).....Oregon State	
17.....E Stan McRae (160).....Michigan State	
18.....B Joe Osmanski (170).....Holy Cross	
19.....T Earl Fullilove (180).....Georgetown	
20.....E Ed Hiestand (190).....Vanderbilt	
21.....T Tom Riggs (197).....Illinois	
22.....B Lee Gentry (204).....Tulsa	
1942	1.....B Spec Sanders (6).....Texas
2.....B Rufus Deal (21).....Auburn	
3.....G Joe Zeno (36).....Holy Cross	
4.....T Harley McCollum (46).....Tulane	
5.....E Bob Fitch (56).....Minnesota	
6.....B George Peters (66).....Oregon State	
7.....B Frank Swiger (76).....Duke	



Draft Picks

8...	B Johnny Goodyear (86)	Marquette
9...	C Al DeMao (96)	Duquesne
10...	B Phil Ahwesh (106)	Duquesne
11...	E John Kovatch (116)	Notre Dame
12...	B Bill deCorveorvi (126)	N.western
13...	B Marvin Whited (136)	Oklahoma
14...	B Dee Chipman (146)	BYU
15...	T George Watts (156)	Appalachian St.
16...	B Gene Stewart (166)	Willamette
17...	B Charlie Timmons (176)	Clemson
18...	T Tiny Croft (186)	Ripon
19...	B Steve Juzwik (191)	Notre Dame
20...	B Al Couppee (196)	Iowa

1943

1...	B Jack Jenkins (10)	Vanderbilt
2...	B Bill Dutton (25)	Pittsburgh
3...	E Bob Dove (40)	Notre Dame
4...	C Wally Ziemba (50)	Notre Dame
5...	T Lou Rymkus (60)	Notre Dame
6...	G Tony Leon (70)	Alabama
7...	E Bob Muil (80)	Northwestern
8...	B Walt McDonald (90)	Tulane
9...	T George Perlich (100)	Georgetown
10...	C Can Wood (110)	Mississippi
11...	G Harry Wright (120)	Notre Dame
12...	G Oscar Britt (130)	Mississippi
13...	G Dick Weber (140)	Syracuse
14...	B Joe Day (150)	Oregon State
15...	B Frank Dorfheld (160)	Georgetown
16...	T John Baklarz (170)	Arizona State
17...	E Leo Mogus (180)	Youngstown St.
18...	B Dick Secrest (190)	Rochester
19...	C Don Nolander (200)	Minnesota
20...	B Johnny Barrett (210)	Georgetown
21...	T Tom Vohs (220)	Colgate
22...	B Charlie Yancoy (230)	Miss. St.
23...	T Roman Benz (240)	Tulane
24...	E Swifty Berthold (250)	Syracuse
25...	B Vinco paeovic (260)	Loyola (CA)
26...	T Joe Riccardi (270)	Ohio University
27...	G Johnny Jalurs (280)	Penn State
28...	B Frank Atkins (290)	Washington St.
29...	B Bill Cory (295)	Florida
30...	B Go Bogovich (300)	Delaware

1944

1...	B Mike Micka (8)	Colgate
2...	T Earl Audet (23)	USC
3...	B Ed Doherty (39)	Boston College
4...	B Jackie Fellows (50)	Fresno State
5...	G Hal Fischer (61)	Texas
6...	T Cliff White (72)	Murray State
7...	B Ted Ogdahl (83)	Willamette
8...	B Bob Sredndon (94)	St. Mary's (CA)
9...	T Bill Aldworth (105)	Minnesota
10...	B Bill Joslyn (116)	Stanford
11...	C Charley Walker (127)	Kentucky
12...	C Boyd Clement (138)	Oregon State
13...	B Jim Gaffney (149)	Tennessee
14...	T Ted Ossowski (160)	Oregon State
15...	B Tom Davis (171)	Duke
16...	E John Balorski (182)	Colgate
17...	C Clyde Ehrhardt (193)	Georgia
18...	E Dave Brown (204)	UCLA
19...	T Bill Ivy (215)	Northwestern
20...	B Bruce Babcock (226)	Rochester
21...	B Bill Reinhardt (237)	California
22...	G Ed Bauer (248)	South Carolina
23...	B Smokey Marin (259)	Cornell
24...	B Lee Gustafson (270)	Oregon State
25...	T Nick Pappas (281)	Utah
26...	E Lindsey Bowen (292)	Rice
27...	T Bill Gustafson (303)	Wash. St.

28...	C Bill Yablonski (314)	Holy Cross
29...	C Buster Hollingsbery (320)	Wash. St.
30...	B Willard Sheller (326)	Stanford

1945

1...	OB Jim Hardy (8)	USC
2...	T Tree Adams (23)	Notre Dame
3...	C George Bujan (38)	Oregon
4...	E Johnny North (51)	Vanderbilt
5...	G John Steber (61)	Georgia Tech
6...	E Art Porter (71)	Tulane
7...	B Curt Kuykendall (84)	Auburn
8...	E Frank Brogger (94)	Michigan State
9...	B Mack Creger (104)	Northwestern
10...	E Paul McKee (117)	Syracuse
11...	OB Charlie Conerly (127)	Mississippi
12...	E John Putnik (137)	Utah State
13...	B Eddie Saenz (150)	USC
14...	T Dom Fusco (160)	South Carolina
15...	B Bobby Jenkins (170)	Alabama
16...	T Ed Stazzo (183)	Colgate
17...	C Jim Bradshaw (193)	Auburn
18...	B Bill Shipkey (203)	Stanford
19...	T Sid Halliday (216)	SMU
20...	T Chick Davidson (226)	Cornell
21...	E Gabby Martin (236)	SMU
22...	C Jim McCurdy (249)	Stanford
23...	E Cy Souders (259)	Ohio State
24...	B Ben Wal (269)	West. Michigan
25...	E George Hillery (282)	UTEP
26...	B Milford Dreblov (292)	USC
27...	T Frank Irwin (302)	Duke
28...	E Leon Diner (315)	Denver
29...	C Bob Cummings (320)	Vanderbilt
30...	T Don Nolander (325)	Minnesota

1946

1...	B Cal Rossi (9)	UCLA
2...	B Stan Koslowski (19)	Holy Cross
3...	B Gay Adelt (29)	Utah
4...	B Ted Trojanowski (39)	Connecticut
5...	T Bob Hendren (49)	USC
6...	B George Callan (59)	USC
7...	E Bob Skoglund (69)	Notre Dame
8...	B Jake Leicht (79)	Oregon
9...	B Chick Maggoli (89)	Illinois
10...	T Monte Moncier (99)	Texas A&M
11...	E Joe Tereshinski (109)	Georgia
12...	E Stan Sprague (119)	Illinois
13...	E Harry Adelman (129)	USC
14...	B Bob Butchofsky (139)	Texas A&M
15...	T Mike Prashaw (149)	Michigan
16...	B Ed Robnett (159)	Texas Tech
17...	B LeMar Dykstra (169)	Colorado
18...	B Bob Ward (179)	San Jose State
19...	T John Pehar (189)	USC
20...	B Roger Robinson (199)	Syracuse
21...	C Charley Cadenhead	Miss. State
22...	G Bob Rodas (219)	Santa Clara
23...	E Charlie Webb (229)	LSU
24...	B Marion Flanagan (239)	Texas A&M
25...	T Roland Phillips (249)	Georgia Tech
26...	B Jim Hallmark (259)	Texas A&M
27...	T Fay Mills (269)	Alabama
28...	B William Ritter (279)	Georgia Tech
29...	B Sarkis Takesian (289)	California
30...	E Mike Campbell (299)	Mississippi

1947

1...	B Cal Rossi (3)	UCLA
2...	B Red Knight (16)	LSU
3...	E Hank Foldberg (27)	Army
4...	G Mike Garzoni (38)	USC
5...	T Hank Harris (58)	Texas
6...	E Roy Karasch (67)	UCLA
7...	T Ernie Williamson (77)	N. Carolina
8...	B L.G. Camody (87)	C. Washington

10...	E U.S. Savage (98)	Richmond
11...	E Bob Steckroth (107)	William & Mary
12...	T Weldon Edwards (118)	TCU
13...	C Earl Wheeler (127)	Arkansas
14...	B Billy Gold (138)	Tennessee
15...	T Jack Hart (147)	Detroit
16...	B Tom Nichols (158)	Richmond
17...	B Harry Dowda (167)	Wake Forest
18...	E Charlie Webb (178)	LSU
19...	T Elmo Bond (187)	Washington St.
20...	B Jim Hetti (198)	St. Lawrence
21...	E Tom Dudley (207)	Virginia
22...	B Jim Smith (218)	Iowa
23...	T Hal Mullins (227)	Duke
24...	E Francis Booka (238)	Wash. St.
25...	B Otis Sacoriny (247)	Wake Forest
26...	C Mit Dropp (258)	Connecticut
27...	B Lynn Brownson (267)	Stanford
28...	B Joe Colone (276)	Penn State
29...	E Herb Shoener (285)	Iowa
30...	T Bob Pievo (294)	Purdue

1948

Bonus Choice:	B Harry Gilmor	Alabama
1...	B Lovell Tew	Alabama
2...	C Tommy Thompson	William & Mary
3...	B Dan Sandifer	LSU
4...	B Jack Weisenberger	Michigan
5...	B Jack Kurkowski	Detroit
6...	T Jerry Cady	Gustavus Adolphus
7...	B Bob Anderson	Stanford
8...	T Mike Kaltschne	Southern Miss.
9...	T Ed Marshall	Pennsylvania
10...	G Ted Andrus	South Louisiana
11...	B Carl Suss	Rice
12...	B Chick Jagade	Indiana
13...	B Eddie Quirk	Missouri
14...	B Art Pollard	Arizona
15...	E Chuck Newman	Louisiana Tech
16...	E Dale Schwartzkopf	Texas Tech
17...	C Ray Pearce	Oklahoma
18...	T Gene Vellela	Soranton
19...	B Bob Cloyos Box	West Texas State
20...	B Bryan Bell	Washington & Lee
21...	C Joel Williams	Texas
22...	E Lou Hollisma	William & Mary
23...	G Floyd Lawhorn	Texas Tech
24...	B Dick West	Princeton
25...	E Roland Oakes	Missouri
26...	E Ed Watkins	Idaho
27...	C Don Corbitt	Arizona
28...	B Buddy Bowen	Mississippi
29...	E Vic Paulson	Cal-Santa Barbara
30...	B Barney Welch	Texas A&M

1949

1...	B Rob Goode	Texas A&M
2...	T Lauri Niemi	Washington St.
3...	T Len Szafaryn	North Carolina
4...	B Mike DeNoia	Soranton
5...	E Eddie Berrang	Villanova
6...	Choice to Philadelphia	
7...	G Chet Fritz	Missouri
8...	B Bob Kennedy	North Carolina
9...	E Ed McNeil	Michigan
10...	G Vic Vasicek	Texas
11...	G Homer Hobbs	Georgia
12...	T Harry Vamer	Arizona
13...	T Ed Henke	USC
14...	E Pat Haggerty	William & Mary
15...	E Gene Frassetto	California
16...	T Dick Flowers	Alabama
17...	B Ross Pritchard	Arkansas
18...	G Herb Siegert	Illinois
19...	B Bob Hainlen	Colorado State
20...	E Ollie Fletcher	USC

- 21...B Tommy Hughes.....Duke
 22...E Bill Clements.....UCLA
 23...B Frank Pattee.....Kansas
 24...G Jim Culom.....California
 25...B Nick Sebek.....Indiana

1950

- 1...B George Thomas (5).....Oklahoma
 2...B Hally Haynes (18).....Santa Clara
 3...T Lou Karras (31).....Purdue
 4...C Harry Ulinski (44).....Kentucky
 5...B Frank Spaniel (57).....Notre Dame
 6...G Gene Pepper (70).....Missouri
 7...T Jerry Houghton (83).....Wash. St.
 8...E John Rohde (96).....Pacific
 9...T Don Winslow (109).....Iowa
 10...QB Eddie LeBaron (122).....Pacific
 11...E Dan Brown (135).....Villanova
 12...B Bill Chauncey (148).....Iowa State
 13...C Clay Davis (161).....Oklahoma St.
 14...T Lyle Burton (174).....Illinois
 15...E Alex Loyd (187).....Oklahoma St.
 16...B Charlie Justice (200).....N. Carolina
 17...G Jim Culom (213).....California
 18...B Alvin Duke (226).....Arkansas
 19...E Ed White (239).....Alabama
 20...G George Bayer (252).....Washington
 21...G Cas Wluicki (265).....Indiana
 22...B John deLaurentis (278).....Waynesburg
 23...E Joe Zurawieff (291).....Northwestern
 24...T Dick Tilton (304).....Nevada
 25...B Art Stewart (317).....SE Oklahoma
 26...B Earl Roth (330).....Maryland
 27...T Ed Lee (343).....Kansas
 28...B Ralph Shoaf (356).....West Virginia
 29...G Johnny Lundin (369).....Minnesota
 30...E Bob Nopping (382).....Georgetown

1951

- 1...B Leon Heath (3).....Oklahoma
 2...B Eddie Salem (14).....Alabama
 ...T Jim Staton (20).....Wake Forest
 (from Philadelphia)
 3...T Walt Yowarsky (28).....Kentucky
 4...T Paul Groski (39).....Rice
 5...Choice to Chicago Cardinals
 6...E Jonn Marlinkovic (64).....Xavier
 7...B Johnny Papit (75).....Virginia
 8...B Billy Cox (86).....Duke
 9...C Jake Rowden (100).....Maryland
 10...E Bob Jensen (111).....Iowa State
 (chosen from Baltimore)
 11...B Bill DeChard (122).....Holy Cross
 12...G Al Applegate (136).....Scranton
 13...B Dick Campbell (147).....Wyoming
 14...QB Adnan Burk (158).....Baylor
 (chosen from Baltimore)
 15...T Vic Thomas (172).....Colorado
 16...C Bob Bates (183).....Texas A&M
 17...E Gene Bito (194).....Loyola (CA)
 18...B Dom Fuco (208).....Kentucky
 19...G Buddy Brown (219).....Arkansas
 20...B John Krestes (230).....Purdue
 21...T Clarence Marable (244).....TCU
 22...C Elliot Speed (255).....Alabama
 23...B Cecil Martin (266).....North Texas St.
 24...B Tom Powers (280).....Duke
 25...E Bob Chubb (291).....Shippensburg
 26...B Johnny Williams (302).....USC
 27...B Bill Johnson (316).....Stetson
 28...G John Kadlec (327).....Missouri
 29...B Bart Stewart (338).....SE Oklahoma
 30...T Nick Bokovac (352).....Pittsburgh

1959

- 1...B Larry Isbell (6).....Baylor
 2...B Andy Davis (18).....G.W.
 3...B Al Dorow (30).....Michigan State

- 4...C Dick Hightower (42).....SMU
 5...G Jim Clark (54).....Oregon State
 6...G Ed Kenser (66).....Maryland
 7...B Vic Janowicz (78).....Ohio State
 8...T Hubert Johnston (90).....Iowa
 9...B Dick Alban (102).....Northwestern
 10...E Chel Ostrowski (114).....Notre Dame
 11...E Orlando Miazza (126).....Michigan St.
 12...C Frank Middendorf (138).....Cincinnati
 13...T Ray Potter (150).....LSU
 14...T Doug Conway (162).....TCU
 15...T Julius Wittman (174).....Ohio State
 16...T Marv Berschet (186).....Illinois
 17...B Bill Bocetti (198).....Wash. & Lee
 18...E Ed Bartlett (210).....California
 19...B Joe Marvin (222).....UCLA
 20...C Roger Kinson (234).....Missouri
 21...T Dick Jenkins (246).....Illinois
 22...B Jim O'Rourke (258).....N. Carolina St.
 23...T Ken Barfield (270).....Mississippi
 24...E Ted Kirkland (282).....Vanderbilt
 25...T Sal Gero (294).....Elon
 26...B Danny Goode (306).....Hardin-Simmons
 27...E Ben White (318).....SMU
 28...B Ron Engel (330).....Minnesota
 29...B John Pappa (342).....California
 30...B Bob Linn (354).....Case Western Reserve

1953

- 1...B Jack Scarbath (2).....Maryland
 2...T Dick Modzelewski.....Maryland
 3...E Paul Dekker.....Michigan State
 4...G Don Boll.....Nebraska
 5...B Nick Carras.....Missouri
 6...Choice to Los Angeles
 7...Choice to Chicago Bears
 8...E Lew Weidensaul.....Maryland
 9...Choice to Chicago Cardinals
 10...Choice to New York Giants
 11...B Alex Webster.....North Carolina St.
 12...C Buzz Nutter.....Virginia Tech
 13...Choice to Chicago Cardinals
 14...B Ed Timmerman.....Michigan State
 15...T Dave Sumrins.....Wisconsin
 16...E Jim Slay.....Mississippi
 17...B Bob Haner.....Villanova
 18...B Jim Turner.....Texas Tech
 19...T Tom Fizyk.....George Washington
 20...G Bill Link.....Wake Forest
 21...C Jim Dublinski.....Utah
 22...G Ed Pucco.....USC
 23...E Ed Bieme.....Detroit
 24...B Stan Butterworth.....Bucknall
 25...G Art Hurd.....Maryland
 26...T Walt Ashcraft.....USC
 27...T John Zanetti.....John Carroll
 28...B Bob Buckley.....USC
 29...B Pat Shires.....Tennessee
 30...B Bob Mathias.....Stanford

1954

- 1...E Steve Mellinger (7).....Kentucky
 2...C Jim Schrader (19).....Notre Dame
 3...Choice to Los Angeles
 4...B Ralph Felton (38).....Maryland
 (from Green Bay)
 Choice to Detroit
 5...B Billy Wells (55).....Michigan State
 6...C Bill McHenry (67).....Wash. & Lee
 7...T Harry Jagielski (79).....Indiana
 8...E Bill Marker (91).....West Virginia
 9...T Jerry Minnick (103).....Nebraska
 10...B Merrill Green (115).....Oklahoma
 11...B Gene Wilson (127).....South Carolina
 12...T Ben Dunkerty (139).....West Virginia
 13...B Roger Dornburg (151).....Wisconsin
 14...T Roger Nelson (163).....Oklahoma

- 15...T Hugh Merck (175).....South Carolina
 16...E Gimer Spring (187).....Texas
 17...B Jerry Coody (199).....Baylor
 18...C Walt Cudzik (211).....Purdue
 19...B Jerry Witt (223).....Wisconsin
 20...E Sam Morley (235).....Stanford
 21...T John Cavaglieni (247).....N. Texas St.
 22...B Max Schmalzig (259).....Purdue
 23...G Pete Carmen (271).....Villanova
 24...E Will Renfro (283).....Memphis State
 25...G George Rosso (295).....Ohio State
 26...B Dorsay Gibson (307).....Oklahoma St.
 27...E Ken Yarbrough (319).....N. Carolina
 28...T Ron Hansen (331).....Minnesota
 29...B Ted Kress (343).....Michigan
 30...B Don Rondou (355).....Northwestern

1955

- 1...QB Ralph Guglielmi (3).....Notre Dame
 2...Choice to Los Angeles
 3...B Ray Perkins (27).....Syracuse
 4...Choice to Detroit
 5...T Don Gantz (51).....Nebraska
 6...Choice to Chicago Bears
 7...E Erik Christensen (75).....Richmond
 ...G Ron Maronich (79).....Kansas State
 (from New York Giants)
 8...C Johnny Allen (86).....Purdue
 9...T John Miller (99).....Boston College
 10...G Tom Lunderback (110).....San Jose St.
 11...B Larry Parker (123).....North Carolina
 12...T John Barish (134).....Waynesburg
 13...T Len Oniskey (147).....Cornell
 14...E Tom Braatz (158).....Marquette
 15...B Charley Horton (171).....Vanderbilt
 16...B Hal Norris (182).....California
 17...G Don Shea (195).....Georgia
 18...B Don Bailey (206).....Penn State
 19...E Bob Dee (219).....Holy Cross
 20...T Ron Geyer (230).....Michigan
 21...B Buck George (243).....Clemson
 22...B Joe Boland (254).....G.W.
 23...C Chick Donaldson (267).....W. Virginia
 24...T Bob Ready (278).....Notre Dame
 25...C Frank Radella (291).....Wyoming
 26...G Walt Houston (302).....Purdue
 27...B A.J. Baker.....Purdue
 28...T Arch Cassidy (326).....Florida
 29...E Bing Bordier (339).....USC
 30...E Tom Petty (350).....Virginia Tech

1956

- 1...B Ed Vereb (11).....Maryland
 2...E John Paluck (23).....Pittsburgh
 3...B Fred Wyant (35).....West Virginia
 4...T Fran Machinsky (40).....Ohio State
 (from Philadelphia)
 Choice to Los Angeles Rams
 5...B Gary Lowe (58).....Michigan State
 6...Choice to Chicago Cardinals
 7...B Donnie Caraway (82).....Houston
 8...B Dick James (93).....Oregon
 9...B Whitey Rouvriere (106).....Miami
 10...Choice to Pittsburgh
 11...G Tom Powell (130).....Colgate
 12...B Gery Planulis (140).....Michigan St.
 (from New York Giants)
 13...G Jerry Ward (154).....Dayton
 14...B Pat Uebel (165).....Army
 15...Choice to Chicago Cardinals
 16...G Wells Gray (189).....Wisconsin
 17...QB Eagle Day (202).....Mississippi
 18...E Jim Pyburn (213).....Auburn
 19...G Ray Lemek (226).....Notre Dame
 20...B Vince Gonzales (237).....LSU
 21...E Howard Schnelberger (250).....Ky.
 22...T George Nicola (261).....Notre Dame



Draft Picks

23...B Don St. John (274)	Xavier
24...C Johnny Tatum (285)	Texas
25...G Franklin Brooks (298)	Ga. Tech
26...B Dave Burnham (309)	Wheaton
27...B Royce Flippin (322)	Princeton
28...B Billy Hicks (333)	Alabama
29...G Pat Bisceglia (346)	Notre Dame
30...G Buck Mystrom (356)	Michigan St.

1957

1...Don Bosseler (8)	Miami
2...E Joe Walton (20)	Pittsburgh
3...B Eddie Sutton (32)	North Carolina
4...B Jim Podoley (39)	Cent. Michigan (from Pittsburgh)
5...Choice to Los Angeles	
6...T.J.T. Frankenberg (68)	Kentucky
7...T Wally Merz (80)	Colorado
8...E Paul Lopala (92)	Yale
9...G Galen Laack (104)	Pacific
10...B Don Dobrino (116)	Iowa
11...T Dick Foster (138)	Idaho
12...OB Wade Mitchell (140)	Ga. Tech
13...B Claude Auslin (152)	G.W.
14...T George Rice (164)	Wofford
15...E Brad Bomba (176)	Indiana
16...B Joe Brodsky (188)	Florida
17...B Fred Brock (200)	Wheaton
18...G Ed Sakach (212)	G.W.
19...B John Bauer (224)	Villanova
20...E Buddy Frick (236)	South Carolina
21...B Sam Owen (248)	Georgia Tech
22...G Ed Voytek (260)	Purdue
23...G Al Viola (272)	NorthWestern
24...C Bob Jennings (284)	Furman
25...T Dick Sasseis (296)	Catawba
26...B Paul Rotenberg (308)	Ga. Tech
27...T Ormand Anderson (320)	Ga. Tech
28...B Guy Martin (332)	Colgate
29...E George Benedict (344)	Springfield
30...B Art Lupino (356)	Arizona

1958

1...Choice to Los Angeles	
2...B Mike Sommer (15)	G.W.
3...B Stan Flowers (27)	Georgia Tech
4...B Bill Anderson (30)	Tennessee (from Philadelphia)
4...QB Dan Nolan (39)	Lehigh
5...QB Jim Van Pelt (53)	Michigan
6...B Dick Lynch (65)	Notre Dame
7...T Leon Bennett (77)	Boston College
8...E Buddy Payne (89)	North Carolina
9...C Frank Kuchta (101)	Notre Dame
10...T Ben Preston (113)	Auburn
11...T Darrel Dess (125)	N. Carolina St.
12...G Eddie Michaels (137)	Villanova
13...QB Ken Ford (149)	Hardin-Simmons
14...E Jack Farris (161)	Penn State
15...T Jack Davis (173)	Arizona
16...E Fred Polzer (185)	Virginia
17...T Fred Wilk (197)	Richmond
18...B Lennie King (209)	Connecticut
19...C Don Stephenson (221)	Ga. Tech
20...E Lou Pelham (233)	Florida
21...G Jackie Simpson (245)	Mississippi
22...B Charley Sanders (257)	W. Texas St.
23...E Ron Schomburger (269)	Florida St.
24...E Rod Hanson	Illinois
25...G John Groom (293)	TCU
26...G Frank Bloomquist (305)	Iowa
27...E Perry Gehring (317)	Minnesota
28...G Joe Biggs (329)	Hardin-Simmons
29...B Ed Coffin (341)	Syracuse

30...E Ted Smith (353)	Georgia Tech
------------------------	--------------

1959

1...OB Don Allard (4)	Boston College
2...Choice to Los Angeles	
3...T Emil Karas (28)	Dayton
4...E Jim Wood (40)	Oklahoma State
5...T Bob Wetoska (49)	Notre Dame (from Green Bay)
.....Choice to Chicago Cardinals	
6...T Jim McFalls (65)	VMI
7...T Don Lawrence (76)	Notre Dame
.....OB Mitch Ogleso (79)	Iowa (from Pittsburgh)
.....E Jim Kenney (81)	Boston Univ. (from Chicago Bears)
8...E Gene O'Pella (89)	Villanova
9...B Dick Haley (100)	Pittsburgh
10...B Ron Togh (113)	Notre Dame
11...G Gery Maroniac (124)	Michigan
12...T Roger Wypyszynski (137)	
.....St. Norbert	
13...E Billy Shoemake (148)	LSU
14...G Kurt Schwarz (172)	Maryland
15...E Fred Hood (172)	NE Oklahoma
16...T Dick Sptain (185)	New Haven
17...G Jim Healy (196)	Holy Cross
18...OB Joe Kapp (209)	California
19...G Bobby Lauder (220)	Auburn
20...B Billy Brewer (233)	Mississippi
21...B Mel Reight (244)	West Virginia
22...E Art Gob (257)	Pittsburgh
23...B Clarence Alexander (268)	SE LA
24...B George Darrah (281)	F & M
25...T Bob Sargent (292)	Colby
26...T Gene Grabosky (305)	Syracuse
27...B Norm Odyniec (316)	Notre Dame
28...B Bully Austin (329)	Rutgers
29...G Don Lockwood (340)	Tulane
30...B Jim Colclough (353)	Bstn. College

1960

1...OB Richie Lucas (4)	Penn State
2...Choice to San Francisco	
.....HB Sam Homer (21)	VMI (from Chicago Bears)
3...T Andy Strychnala (28)	Penn State
4...Choice to Philadelphia	
.....G Vince Promuto (48)	Holy Cross (from New York)
5...T Don Stallings (52)	North Carolina
6...E Dave Hudson (64)	Florida
7...Choice to Pittsburgh	
8...G Earl Kohhaas (67)	Penn State (from Detroit)
9...E Dwight Bumgarner (100)	Duke
10...Choice to Baltimore	
11...C Jim Elford (124)	Colorado State
12...HB Jim Crotty (136)	Notre Dame
13...E Bill Herron (148)	Georgia
14...B Charley Misteard (160)	Texas A&M
15...G Bernie Darre (172)	Tulane
16...B Joe Kulbacki (184)	Purdue
17...G Billy Roland (196)	Georgia
18...G John Lawrence (208)	N. Carolina St.
19...G Ron Maltony (220)	Purdue
20...HB Jimmy Wolf (232)	Panhandle St.

1961

1...OB Norm Shead	Wake Forest (from Dallas)
2...Choice to New York	
.....G Joe Rutgens	Illinois
3...Choice to St. Louis	
.....B Jim Cunningham	Pittsburgh (from New York)
4...Choice to Los Angeles	
5...Choice to Pittsburgh	

6...B Joe Krakoski	Illinois (from Dallas)
7...T John O'Day	Miami
7...B Jim Kerr	Penn State
8...E Charley Barnes	NE Louisiana
9...B Joel Arrington	Duke
10...Choice to Cleveland	
11...T Riley Mattson	Oregon
12...E Bob Coolbaugh	Richmond
13...B Doug Emore	Mississippi
14...B Doyle Schick	Kansas
15...E Bob Jonson	Michigan
16...T Ron Petty	Louisville
17...B Joe Bellino	Navy
18...T George Tolford	Ohio State
19...E Rony Romeo	Florida State
20...G Mike Ingram	Ohio State

1962

1...B Ernie Davis	Syracuse
2...B Joe Hernandez	Arizona
3...E Bob Mtinger	Penn State
4...T Billy Neighbors	Alabama
5...Choice to Chicago	
6...Choice to San Francisco	
7...HB Bert Coan	Kansas
8...FB Ron Hatcher	Michigan State
9...E Dave Viti	Boston University
10...G John Childress	Arkansas
11...T Carl Palzocco	Adams State
12...HB Terry Teretonne	Tulane
13...E Bill Whisler	Iowa
14...HB Jim Costen	South Carolina
15...T Len Vella	Georgia
16...E Tommy Brooker	Alabama
17...G Alan Miller	Ohio University
18...B Carl Charon	Michigan State
19...B Claude Crabb	Colorado
20...OB Ed Trancygier	Florida State

1963

1...E Pat Richter	Wisconsin
2...B Lonnie Sanders	Michigan State
3...T Ron Snidow	Oregon
4...Choice to San Francisco	
5...Choice to Green Bay	
6...T Charley Nickson	Ohio University
7...B Dave Francis	Ohio State
8...Choice to Philadelphia	
9...B Billy Joe	Villanova
10...G Rod Foster	Ohio State
11...E Allen Schaur	Western Michigan
12...C Bob Caldwell	Georgia Tech
13...E John Greiner	Purdue
14...B Tom Winingder	Georgia Tech
15...LB Harry Butsko	Maryland
16...G Dave Adams	Arkansas
17...HB Ron Whaley	Tenn-Chattanooga
18...E Drew Roberts	Cal State-Humboldt
19...OB Jim Turner	Utah State
20...T Joe Baughan	Auburn

1964

1...HB Charley Taylor	Arizona State
2...B Paul Krause	Iowa
3...Choice to Los Angeles	
4...Choice to Philadelphia	
5...FB Jim Snowden	Notre Dame
6...E Russ Brown	Florida
7...OB Dick Shiner	Maryland
8...Choice to San Francisco	
9...C Len Hauss	Georgia
10...B Rick Leeson	Pittsburgh
11...LB Gene Donaldson	Purdue
12...T Bob Avolenti	Tennessee
13...B Tom McDonalds	Notre Dame
14...B Tom Urbanik	Penn State
15...T Dick Evers	Colorado State

16...B Tommy Walters	S. Mississippi
17...B Ozzie Clay	Iowa State
18...G Bob Jones	Nebraska
19...G John Seadborg	Arizona State
20...B Fordon Guest	Arkansas

1965

1...Choice to Chicago	
2...T Bob Breitenstein	Tulsa
3...B Kent McCloughan	Nebraska
4...Choice to Baltimore	
5...Choice to New York	
6...Choice to Philadelphia	
7...Choice to Chicago	
8...G-LB Don Croftcheck	Indiana
9...E Jerry Smith	Arizona State
10...FB Stan Briggs	Central State (OK)
11...G Willie Adams	New Mexico State
12...T John Strömeyer	Nebraska
13...HB Biff Bracy	Duke
14...HB Dave Estrada	Arizona State
15...B Ben Baldwin	Vanderbilt
16...G Robert Reed	Tennessee A&M
17...E Gary Hard	Vanderbilt
18...LB Chris Hanburger	North Carolina
19...B Roosevelt Elierbe	Iowa State
20...Choice to Baltimore	

1966

1...K Charlie Gogolak	Princeton
2...T Walter Barnes	Nebraska
3...FB Tom Barrington	Ohio State
4...DB Bill Clay	Mississippi
5...T Dick Lemay	Vanderbilt
6...Choice to Chicago	
7...T Earl Yates	Duke
8...Choice to Baltimore	
9...T George Patton	Georgia
10...FB Stan Mitchell	Tennessee
11...LB Jack Shinholser	Florida State
12...DB Caesar Belsler	Arkansas-Monticello
13...FL Dick Reding	Northwestern St. (LA)
14...LB John Stipech	Utah
15...C Heath Wingate	Bowling Green
16...HB Jerry Lovelace	Texas Tech
17...HB-K Hal Seymour	Florida
18...HB Hal Warland	Tennessee
19...E Mitch Zalnasky	Pittsburgh
20...HB Joe Burson	Georgia
21...E Andre White	Florida A&M
22...C John Kelly	Florida A&M

1967

1...FB Ray McDonald (13)	Idaho
2...DT Spain Musgrove (39)	Utah State
3...DB Curg Belcher (64)	BYU
4...Choice to Green Bay	
5...Choice to Houston through Dallas	
6...T Don Bandy (135)	Tulsa
7...QB-HB Bruce Matthe (168)	Miami (OH)
8...FL John Love (172)	N. Texas State
9...G-LB Larry Hendershot	Arizona St.
10...Choice to Minnesota	
11...HB Pete Larsen (222)	Cornell
12...DT Jim Houlton (247)	St. Norbert
13...DB Bruce Sullivan (250)	Illinois
14...C Bill Brown (275)	UTEP
15...E Ron Sepic (300)	Ohio State
16...LB Bob Rodwell (328)	E. Michigan
17...HB Andy Socha (353)	Marshall
18...G Ed Breeding (378)	Texas A&M
19...DB Alfredo Avila (406)	Sul Ross
20...T Lyle Baucom (431)	Cal St.-San Fran.

1968

1...DB Yazoo Smith (12)	Oregon
2...LB Tom Roussel (38)	Southern Miss.
3...Choice to Cleveland	
4...DT Dennis Crane (94)	USC
5...TE Ken Barefoot (113)	Virginia Tech
6...K Mike Bragg (117)	Richmond
7...G Willie Banks (149)	Alcorn State
8...RB Bob Brunet (176)	LSU
9...RB Brian Magnuson (203)	Montana
10...DB Frank Liberatore (230)	Clemson
11...Choice to Baltimore	
12...DT Tom Garretson (284)	N.western
13...DT Dave Weedman (311)	W. Wash.
14...T Mike St. Louis (338)	Cent. Missouri
15...T Dave Zivich (365)	Cal-Santa Barb.
16...G Cogger Coverson (392)	Txas. Southern
17...RB Willie Turner (419)	Jackson St.
18...DT Frank Bosch (446)	Colorado

1969

1...Choice to Los Angeles	
2...Choice to St. Louis	
3...DB Eugene Epps (46)	UTEP
4...Choice to Baltimore	
5...RB Ed Cross (62)	Ark.-Pine Bluff
6...DB Bill Kishman (114)	Colorado St.
7...LB Harold McLinton (139)	Southern
8...RB Jeff Anderson (166)	Virginia
9...C John Didon (173)	Oregon State
10...Choice to Philadelphia	
11...DT Eric Norri (269)	Notre Dame
12...DB Bob Shannon (295)	Tenn. St.
13...DB Mike Shook (322)	N. Texas St.
14...DT Rick Brand (347)	Virginia
15...T Paul Rogers (374)	Virginia
16...LB Mike Washington (399)	Southern
17...DE Rich Dobbet (426)	Springfield

1970

1...Choice to San Francisco	
2...DE Bill Brundage (43)	Colorado
3...Choice to St. Louis	
4...Choice to Baltimore	
5...T Paul Laevog (103)	Iowa
6...Choice to Minnesota through LA Rams	
7...DT Manny Stistrunk (114)	Ark. A&M
8...RB Danny Pierce (121)	Memphis St.
9...Choice to Atlanta	
10...WR Roland Merritt (173)	Maryland
11...DT James Harris (178)	Howard
12...Payne (from Los Angeles)	
13...DB Paul Johnson (200)	Penn State
14...T Ralph Sonntag (225)	Maryland
15...Choice to Green Bay	
16...TE Mack Alston (277)	Maryland St.
17...LB James Kates (303)	Penn State
18...T Joe Patterson (339)	Lawrence
19...RB Tony Moro (355)	Dayton
20...C Vic Lewandowsky (381)	Holy Cross
21...WR Steve Bushore (407)	Emporia St.
22...DT Earl Maxfield (433)	Baylor

1971

1...Choice to Los Angeles	
2...WR Cotton Speyrer (38)	Texas
3...Choice to Los Angeles	
4...Choice to New Orleans	
5...Choice to Green Bay	
6...G Conway Hayman (141)	Delaware
7...DB Willie Germany (161)	Morgan St.
8...Choice to New Orleans	
9...DE Mike Fanucci (219)	Arizona St.
10...RB Jesse Taylor (244)	Cincinnati
11...T George Starke (272)	Columbia
12...DB Jeff Severson (297)	Long Beach
13...C Dan Ryczek (322)	Virginia
14...DB Bill Bynum (349)	W. New Mexico
15...G Tony Christovich (375)	Lacrosse
16...LB Glenn Tucker (500)	N. Texas St.
17...Choice to New Orleans	

**Darrell Green**

Draft Picks

1972

- Choice to NY Jets
- Choice to Baltimore
- Choice to New England through LA
- Choice to New Orleans through LA and Philadelphia
- Choice to Los Angeles
- Choice to Los Angeles
- Choice to NY Giants
- RB Moses Denson (203) Maryland St
- DE Steve Bookholder (229) Drake
- WR Mike Odom (255) Michigan
- DB Jeff Welch (281) Arkansas St
- QB Don Bunce (307) Stanford
- WR Frank Grant (332) S. Colorado
- G Mike O'Quinn (365) McNeese St
- DE Carl Taib (365) Colorado
- DB S. Higginbotham (411) Alabama
- LB Kevin Clemente (437) Boston Co.

1973

- Choice to San Diego through Baltimore
- Choice to New Orleans through NY Jets
- Choice to Buffalo
- Choice to Buffalo
- G Charles Cantrell (117) Lamar (from Atlanta)
- Choice to Los Angeles
- Choice to NY Jets
- Choice to Buffalo
- Choice to New Orleans
 - TE Mike Hancock (193) Idaho State (from Los Angeles)
- RB Rich Galbos (218) Ohio State (from Baltimore)
 - LB Eddie Sheats (233) Kansas
- DB Ken Stone (245) Vanderbilt (from Los Angeles)
- Choice to Los Angeles
- G Ernie Webster (311) Pittsburgh
- DT Dennis Johnson (337) Delaware
- DB Herb Marshall (363) Cameron
- Choice to Los Angeles
- K Mike Wedman (415) Colorado
- RB Jeff Davis (441) Mars Hill

1974

- Choice to Chicago through Los Angeles
- Choice to San Francisco
- Choice to NY Jets
- Choice to Los Angeles
- Choice to New England through N. Orleans
- TE Jon Keyworth (144) Colorado (from Kansas City)
- Choice to New England
 - LB Mike Varty (180) Northwestern (from Los Angeles)
- RB Darwin Robinson (196) Dakota St. Choice to Buffalo
- DE Mark Sens (218) Colorado (from New England)
 - K Mike Flater (228) Colorado School of Mines
 - TE Jim Kennedy (233) Colorado St. (from Los Angeles)
 - DB Johnny Vann (258) S. Dakota
 - T Joe Miller (282) Villanova
- Choice to Baltimore
- LB Stu O'Dell (332) Indiana
- QB Don Van Galder (361) Utah
- Choice to San Diego
- RB Nate Anderson (411) E. Illinois
- Choice to Baltimore

1975

- Choice to San Diego
- Choice to Green Bay
- Choice to San Francisco
- Choice to Buffalo
- Choice to San Diego through LA
 - RB Mike Thomas (108) UNLV
- Choice to Cleveland
 - T Mark Doak (147) Nebraska (from Denver)
- Choice to Chicago through St. Louis
- Choice to San Diego
- DE Dallas Hickman (228) California
- Choice to Miami
- DB Ardell Johnson (277) Nebraska (from Denver)
 - DE Jerry Hackenbruck (282) Ore. St
- Choice to New England
- DB Morris McKie (344) N. Caro. A&T
- LB Dave Benson (359) Weber State
- C Art Kuehn (384) UCLA
- G Dennis Pavelka (412) Nebraska
- DE Carl Taylor (437) Memphis St

1976

- Choice to Miami
- Choice to Detroit through San Diego
- Choice to New Orleans through San Diego
- Choice to Oakland through San Diego
- Choice to St. Louis
 - G Mike Hughes (148) Baylor (from St. Louis)
- Choice to Kansas City
 - DB Tom Mancuso (179) Cincinnati (from Los Angeles)
- Choice forfeited
- Choice to Buffalo through Atlanta
 - WR Bryan Fryer (234) Alberta (selection voided)
- G Curtis Atkins (254) Hawaii
- LB Paul Strommeier (272) Wash. (from Chicago)
 - Choice to Miami
 - DE Dean Gissler (308) Nebraska
 - DB Walter Tullis (342) Delaware St
 - DB Waymon Britt (364) Michigan
 - DB Quinn Buckner (393) Indiana (selection voided)
- Choice to St. Louis
 - RB John Monroe (426) Bluefield St (from St. Louis)
- Choice to Baltimore through Baltimore and St. Louis
- DB Chuck Willis (476) Oregon

1977

- Choice to St. Louis
- Choice to Los Angeles through San Diego
- Choice to San Diego
 - DE Durcan McCol (97) Stanford (from Miami)
 - Choice to Kansas City
- Choice to Los Angeles
- Choice to Atlanta
- Choice to Oakland through Houston and NY Giants
 - TE Reggie Haynes (198) UNLV (from Los Angeles)
- Choice to Kansas City
- Choice to Atlanta
 - RB Mike Northington (246) Purdue (from Los Angeles)
- RB James Sykes (273) Rice
- DB Don Harris (300) Rutgers
- DE Curtis Kirkland (327) Missouri

1978

- Choice to St. Louis
- Choice to Los Angeles
- Choice to Los Angeles
- Choice to Cleveland through LA
- Choice to Philadelphia
- Choice to New Orleans through Houston
 - RB Tony Green (159) Florida (from Minn. through San Francisco)
- Choice to Kansas City
- WR Walker Lee (202) North Carolina (from San Francisco)
 - Choice to Atlanta
 - LB Don Hover (219) Washington St (from Los Angeles)
- QB John Hurley (243) Santa Clara
- DE Scott Hertenstein (270) Azusa Pacific
- DE Mike Williams (297) Texas A&M
- G Steve McCabe (324) Bowdoin

1979

- Choice to Cincinnati
- Choice to Oakland through St. Louis
- Choice to Baltimore through Houston
- Choice to Philadelphia
 - TE Don Warren (103) San Diego St
- Choice to Cleveland
- Choice to Baltimore
- Choice to New England
 - LB Rich Milot (182) Penn State (from Seattle)
- Choice to Miami
- WR Kris Haines (233) Notre Dame
- Choice to Kansas City
 - LB Monte Coleman (289) Ark. St
 - WR Tony Hall (300) Knoxville (from New England)
- Choice to Cleveland

1980

- WR Art Monk (18) Syracuse
- Choice to Los Angeles
 - DE Mat Mendenhall (55) BYU
- Choice to San Fran. through LA
- Choice to Tampa Bay
- Choice to Buffalo
 - LB Farley Bell (155) Cincinnati
- G Melvin Jones (187) Houston
- Choice to Miami
- WR L. McCullough (241) Illinois
- RB Lewis Walker (268) Utah
- DE Mike Malocha (295) Txs.-Arl.
- DE Marcene Emmett (327) N. Ala.

1981

- Choice to Los Angeles
 - T Mark May (20) Pittsburgh (from Los Angeles)
- Choice to San Francisco
 - Choice to Los Angeles
 - G Russ Grimm (69) Pittsburgh (from Miami through Los Angeles)
- QB Tom Flick (90) Washington (from Green Bay)
 - Choice to Cleveland
- DE Dexter Marley (119) Ok. St
- G Gary Sayre (132) Cameron (from Los Angeles)
- LB Larry Kubin (148) Penn State
- Choice to Los Angeles
 - WR Charlie Brown (201) S. Car. St
 - G Daryl Grant (231) Rice
 - QB Phil Kessel (257) N. Michigan
 - T Alan Kennedy (267) Wash. St (from New England through Cleveland)

- 11...WR Jerry Hill (284)..... N. Alabama
12...WR Clint Didier (314)..... Portland St

1982

- 1.....Choice to Baltimore through
Los Angeles
2.....Choice to New Eng. through San Fran.
DB Vernon Dean (49)..... San Diego St
(from San Diego through Los Angeles)
3.....WR Carl Powell (61)..... Jackson St
(from Los Angeles)
4.....DE Todd Liebenstein (99)..... UNLV
5.....Choice to St. Louis
TE Michael Williams (133)..... Ala A&M
(from Buffalo)
6.....LB Lamont Jeffers (153)..... Tennessee
7.....LB John Schachtner (160)..... N. Arizona
8.....Choice to Cleveland
DT Ralph Warthen (223)..... G. Weib
(from San Fran. through New Orleans)
9.....DB Ken Coffey (226)..... SW Texas St
(from New Orleans)
DT Randy Trautman (238)..... Boise St
10.....DE Harold Smith (254)..... Kentucky St
(from New Orleans)
DB Terry Daniels (265)..... Tennessee
11...K Dan Miller (281)..... Miami
(from Miami)
QB Bob Holly (291)..... Princeton
12...T Don Laster (309)..... Tennessee St
(from New Orleans)
LB Jeff Goff (322)..... Arkansas

1983

- 1.....DB Darrell Green (28)..... Texas A&I
2.....RB Richard Williams (56)..... Memphis St
3.....DE Charles Mann (84)..... Nevada
4.....Choice to Buffalo through New Or.
5.....Choice to Pittsburgh
6.....T Bob Winczler (166)..... Wisconsin
(from LA Raiders)
QB Babe Laufenberg (168)..... Indiana
7.....RB Kelvin Bryant (196)..... N. Carolina
8.....T Todd Hallstrom (224)..... Minnesota
9.....RB Marcus Gilbert (251)..... TCU
10...LB Gelf Gandy (279)..... Baylor
11...Choice to San Diego
12...Choice to NY Giants

1984

- 1.....Choice to NY Giants
2.....DT Bob Slater (31)..... Oklahoma
(from NY Giants)
DE Steve Hamilton (55)..... E. Carolina
3.....QB Jay Schroeder (83)..... UCLA
4.....RB Jimmy Smith (102)..... Elon
(from LA Rams through Houston)
Choice to Pittsburgh
5.....LB Jeff Pegues (125)..... East Carolina
(from Chicago through San Diego,
Seattle and NY Giants)
Choice to San Fran. through LA Raiders
6.....T Curt Singer (167)..... Tennessee
7.....WR Mark Smith (195)..... N. Carolina
8.....DB Jeff Smith (223)..... Missouri
9.....Choice to New England
10...RB Keith Griffin (279)..... Miami
11...TE Anthony Jones (306)..... Wichita St
12...WR Curland Thomas (335)..... Missouri

1985

- 1.....Choice to New Orleans
2.....DB Tory Nixon (33)..... San Diego St
(from Atlanta)
Choice to St. Louis through Atlanta
3.....Choice to Raiders through Houston
4.....Choice to LA Raiders
5.....RB Raphael Cherry (122)..... Hawaii
(from New Orleans)

- Choice to Pittsburgh
6.....TE Darnell Lee (163)..... Lamar
7.....KR Jamie Harris (177)..... Oklahoma St
(from Philadelphia)
RB Lionel Vital (185)..... Nicholls St
(from St. Louis through Kansas City)
Choice to LA Raiders through NE
8.....DB Barry Wilburn (219)..... Mississippi
9.....G Mitch Geier (247)..... Troy State
10...RB Terry Orr (263)..... Texas
(from New Orleans)
Choice to LA Raiders
11...G Ralshig McKenzie (290)..... Tennessee
(from New Orleans)
DB Gary Kimble (304)..... Sam Hstrn. St
12...DT Dean Hamel (309)..... Tulsa
(from Buffalo)
LB Bryan Winn (331)..... Houston

1986

- 1.....Choice to Atlanta
2.....DE Markus Koch (30)..... Boise State
(from Atlanta)
WR Walter Murray (45)..... Hawaii
(from San Francisco)
Choice to Phila. through LA Raiders
3.....DB Alvin Walton (75)..... Kansas
4.....Choice to San Fran. through LA Rams
5.....LB Ravin Caldwell (113)..... Arkansas
(from Atlanta)
Choice to Philadelphia through
Atlanta
6.....QB Mark Rypien (146)..... Wash. St
(from Kansas City)
G Jim Huddlestone (156)..... Virginia
(from San Francisco)
Choice to Atlanta
7.....RB Rick Badarick (186)..... Maryland
8.....LB Kurt Gouveia (213)..... BYU
9.....DB Wayne Asberry (239)..... Texas A&M
10...Choice to San Francisco
11...RB Kenny Fells (297)..... Henderson St
12...WR Eric Yarber (323)..... Idaho

1987

- 1.....Choice to San Francisco
2.....DB Brian Davis (30)..... Nebraska
(from Indianapolis)
T Wally Kleine (48)..... Notre Dame
(from NY Jets through LA Raiders)
Choice to LA Raiders
3.....Choice to Raiders through New England
4.....Choice to Buffalo
5.....RB Timmy Smith (117)..... Texas Tech
(from Buffalo)
Choice to Tampa Bay
6.....DB Steve Gage (144)..... Tulsa
(from Buffalo)
T Ed Simmons (164)..... E. Washington
7.....DB Johnny Thomas (192)..... Baylor
8.....DB Clarence Vaughn (219)..... N. Illinois
9.....RB Alfred Jenkins (248)..... Arizona
10...WR Ted Wilson (274)..... Central Florida
11...WR Laron Brown (304)..... Texas
12...C Ray Hitchcock (331)..... Minnesota

1988

- 1.....Choice to Chicago
2.....K Chip Lohmiller (55)..... Minnesota
3.....KR Mike Oliphant (66)..... Puget Sound
(from LA Rams)
Choice to LA Rams
4.....RB Jamie Morris (109)..... Michigan
(from New England)
5.....DB Carl Mims (127)..... Sam Hstrn. St
(from New England)
Choice to LA Rams
6.....QB Stan Humphries (159)..... NE Louisiana
(from Indianapolis)

- Choice to LA Rams
7.....DB Harold Hicks (193)..... San Diego St
8.....RB Darryl McGill (221)..... Wake Forest
9.....LB Blake Peterson (249)..... Mesa Co.
10...T Henry Brown (277)..... Ohio State
11...DE Curt Koch (305)..... Colorado
12...P Wayne Ross (315)..... San Diego St
(from LA Rams)
Choice to LA Rams

1989

- 1.....Choice to Chicago
2.....Choice to Dallas through LA Raiders
3.....DT Rucker (66)..... Auburn
4.....Choice to New England
WR Erik Affholter (110)..... USC
(from Chicago through LA Raiders)
5.....Choice to Green Bay
DB Tim Smiley (129)..... Arkansas St
(from Indianapolis)
DE Lybrant Robinson (139)..... Del. St
(from San Fran. through LA Raiders)
6.....DB AJ Johnson (149)..... SW Texas St
7.....LB Kevin Hendrix (179)..... S. Carolina
8.....Choice to Green Bay
9.....TE Charles Darrington (233)..... Ky
10...C Mark Schlereth (263)..... Idaho
11...Choice to Tampa Bay through LA Rams
12...TE Jimmy Johnson (316)..... Howard
(from San Diego)
RB Joe Mickles (317)..... Mississippi

1990

- 1.....Choice to Atlanta
2.....LB Andre Collins (46)..... Penn State
3.....G Moe Elewinski (76)..... BYU
4.....QB Cary Conklin (86)..... Washington
Choice to Indianapolis
DB Rico Labbe (109)..... Boston College
(from San Fran. through LA Raiders)
5.....RB Brian Mitchell (130)..... SW Louisiana
6.....DT Kent Wells (162)..... Nebraska
7.....Choice to San Diego
8.....Choice to Indianapolis
9.....G Tim Moxley (243)..... Ohio State
10...DB D'Juan Francisco (262)..... N.D.
(from Miami)
DT Thomas Rayam (270)..... Alabama
11...LB Jon Leverenz (297)..... Minnesota
12...Choice to San Diego

1991

- 1.....DT Bobby Wilson (17)..... Michigan St.
(from Houston through NE and Dallas)
Choice to Dallas
2.....Choice to San Diego
3.....RB Ricky Ervins (76)..... USC
4.....Choice to Pittsburgh
5.....Choice to Dallas
6.....TE Dennis Pansorn (159)..... Texas A&M
7.....WR Keith Cash (188)..... Texas
8.....DB Jimmy Spencer (215)..... Florida
9.....DB Charles Bell (243)..... Baylor
10...P Cris Shale (270)..... Bowling Green
11...S David Gullledge (299)..... Jack. St
12...WR Keenan McCardell (326)..... UNLV

1992

- 1.....WR Desmond Howard (4)..... Michigan
(from Cincinnati)
Choice to Cincinnati
2.....DE Shane Collins (47)..... Arizona St.
(from Kansas City through Dallas)
Choice to Detroit through Dallas
3.....G Paul Siever (74)..... Penn State
(from Kansas City through Dallas)
4.....QB Chris Hazel (112)..... William & Mary
5.....Choice to San Diego

Draft Picks

6....TE Ray Rowe (168).....	San Diego St
7....DB Calvin Holmes (196).....	USC
8....G Darryl Moore (224).....	UTEP
9....LB Boone Powell (252).....	Texas
10...LB Tony Barker (280).....	Rice
11...WR Terry Smith (308).....	Penn State
12...C Matt Elliott (336).....	Michigan

1993

1....DB Tom Carter (17).....	Notre Dame
2....RB Reggie Brooks (45).....	Notre Dame
3....LB Rick Hamilton (71).....	Central Fl
....P Ed Bunn (80).....	UTEP
....(from San Diego)	
4....DE Sterling Palmer (101).....	Florida St
5....C Greg Huntington (128).....	Penn State
6....DB Darryl Morrison (155).....	Arizona
....TE Frank Wycheck (160).....	Maryland
....(from Minnesota)	
7....Choice to Pittsburgh	
8....LB Lamont Hollingquest (212).....	USC

1994

1....CB Heath Shuler (3).....	Tennessee
2....T Tré Johnson (31).....	Temple
3....WR Tydus Wnans (67).....	Fresno State
....G Joe Patton (97).....	Alabama A&M
4....TE Kurt Haws (105).....	Utah
5....Choice to Minnesota	
6....DE Dexter Nottage (163).....	Fl A&M
7....QB Gus Feroette (197).....	Tulsa

1995

1....WR Michael Westbrook (4).....	Colorado
2....C Cory Raymer (37).....	Wisconsin
3....CB Darryl Founds (68).....	Nicholls State
4....RB Larry Jones (103).....	Miami
5....TE Jamie Asher (137).....	Louisville
6....DE Rich Owens (152).....	Lehigh
7....T Brian Thure (176).....	California
8....CB Scott Turner (226).....	Illinois

1996

1....Choice to St. Louis (Sean Gilbert)	
2....T Andre Johnson (30).....	Penn State
3....Choice to Dallas	
4....RB Stephen Davis (102).....	Auburn
5....S Leomont Evans (138).....	Clemson
6....DE Kelvin Kinney (174).....	Virginia St
7....LB Jeremy Asher (215).....	Oregon
....WR Deandre Maxwell (250).....	San Diego St

1997

1....DE Kenard Lang (17).....	Miami
2....LB Greg Jones (51).....	Colorado
3....LB Derek Smith (80).....	Arizona State
4....WR Albert Connell (115).....	Texas A&M
5....S Jamel Williams (132).....	Nebraska
....CB Keith Thibodeaux (140).....	NW Louisiana
....LB Tivan Russell (148).....	Miami
....G Brad Badger (162).....	Stanford

1998

1....Choice to Cincinnati (Dan Wilkinson)	
2....TE Stephen Alexander (48).....	OK
3....RB Skip Hicks (69).....	UCLA
....(from New Orleans)	
4....LB Shawn Barber (113).....	Richmond
....(from Detroit through Oakland)	
5....C Mark Fischer (140).....	Purdue
6....WR Pat Palmer (170).....	Northwestern St
7....CB David Terrell (191).....	UTEP
....(from Oakland)	
....LB Antwaune Ponds (206).....	Syracuse



Washington Redskins 2005 draft picks (l to r): Carlos Rogers, Manuel White, Jared Newberry, Nehemiah Broughton, Robert McCune and Jason Campbell

1999

1....CB Champ Bailey (7).....	Georgia
....(from Chicago)	
....Choice to Minnesota (Brad Johnson)	
2....T Jon Jansen (37).....	Michigan
....(from Chicago)	
....Choice to Oakland through Chicago	
3....Choice to Pittsburgh through.....	
....Minnesota	
4....Choice to Chicago	
....LB Nate Stimson (107).....	Georgia Tech
....(from New Orleans)	
5....Choice to Chicago	
....T Derek Smith (165).....	Virginia Tech
....(from Denver)	
6....K Jeff Hall (181).....	Tennessee
7....WR Tim Alexander (217).....	Oregon St

2000

1....LB LaVar Arrington (2).....	Penn State
....OL Chris Samuels (3).....	Alabama
3....DB Lloyd Harrison (64).....	NC State
4....OL Michael Moore (129).....	Troy St (AL)
5....DB Quincy Sanders (155).....	UNLV
6....QB Todd Husak (202).....	Stanford
7....DL Del Cowsette (216).....	Maryland
....WR Ethan Howell (250).....	Ok. St.

2001

1....WR Rod Gardner (15).....	Clemson
2....CB Fred Smoot (45).....	Mississippi St
3....Choice to Kansas City	
4....QB Sage Rosenfels (109).....	Iowa St
5....Choice to St. Louis	
5....WR Damerien McCants (154).....	Delaware St
....(from Denver through St. Louis)	
6....Choice to Miami	
6....DT Mario Mondis (186).....	Cincinnati
....(from St. Louis)	
7....Choice to Atlanta through Denver	

2002

1....QB Patrick Ramsey (32).....	Tulane
2....RB Ladell Betts (56).....	Iowa
3....CB Rashad Bauman (79).....	Oregon
3....WR Cliff Russell (87).....	Utah
5....CB/S Andre Lott (159).....	Tennessee
5....TE Robert Royal (160).....	LSU
6....OT Reggie Coleman.....	Tennessee
7....LS Jeff Grau (230).....	UCLA
7....DE Greg Scott.....	Hampton
7....FB Rock Cartwright (257).....	Kan. St

2003

1....Choice to Jets (13)	
2....Taylor Jacobs (44).....	Florida
3....Demick Dockery (61).....	Texas
4....Choice to St. Louis	
5....Choice to Jets (from Dallas through.....	
....New England) (140)	
5....Choice to Detroit (144)	
6....Choice to Green Bay (185)	
7....Choice to Miami (From Carolina) (226)	
7....Gibran Hamdan (232).....	Indiana
....(From Miami)	

2004

1....S Sean Taylor (5).....	Miami
2....Choice to Denver (Clinton Portis) (41)	
3....Choice to Jacksonville (Mark Brunell) (72)	
....TE Chris Cooley (81).....	Utah State
....(From New Orleans)	
4....Choice to New England (104)	
5....Choice to New Orleans (139)	
....OL Mark Wilson (151).....	California
....(from Minnesota)	
6....Choice to Denver (171)	
....OL Jim Molinaro (180).....	Notre Dame
....(from Chicago)	
7....Choice to New Orleans (206)	

2005

1....CB Carlos Rogers (9).....	Auburn
....QB Jason Campbell (25).....	Auburn
....(From Denver)	
2....Choice to New Orleans (40)	
3....Choice to Denver (76)	
4....FB Manuel White (120).....	UCLA
....(From Minnesota)	
5....LB Robert McCune (154).....	Louisville
....(From Minnesota)	
6....LB Jared Newberry (183).....	Stanford
7....FB Nehemiah Broughton (222).....	The Citadel

First Picks ('36-'05)

Year	Rd	Pos	Player	College
1936	1	QB	Riley Smith	Alabama
1937	1	QB	Sammy Baugh	TCU
1938	1	B	Andy Farkas	Detroit
1939	1	T	L.B. Hale	TCU
1940	1	B	Ed Boell	NYU
1941	1	B	Forrest Evashevski	Michigan
1942	1	B	Ordan Sanders	Texas
1943	1	B	Jack Jenkins	Missouri
1944	1	B	Mike Micka	Colgate
1945	1	B	Jim Hardy	USC
1946	1	B	Cal Ross	UCLA
1947	1	B	Cal Rossi	UCLA
1948	1	B	Harry Gilmer	Alabama
1949	1	FB	Rob Goode	Texas A&M
1950	1	HB	George Thomas	Oklahoma
1951	1	FB	Leon Heath	Oklahoma
1952	1	QB	Larry Isbell	Baylor
1953	1	QB	Jack Scarbath	Maryland
1954	1	TE	Steve Mellinge	Kentucky
1955	1	QB	Ralph Guglielmi	Notre Dame
1956	1	RB	Ed Vereb	Maryland
1957	1	FB	Don Bosseler	Miami
1958	2	RB	Mike Sommer	G. Washington
1959	1	QB	Don Allard	Boston College
1960	1	QB	Richie Lucas	Penn State
1961	1	QB	Norman Sheard	Wake Forest
1962	1	RB	Ernie Davis	Syracuse
1963	1	TE	Pat Richter	Wisconsin
1964	1	RB	Charley Taylor	Arizona State
1965	2	T	Bob Breitenstein	Tulsa
1966	1	K	Charlie Gogolak	Princeton
1967	1	FB	Ray McDonald	Idaho
1968	1	DB	Jim Smith	Oregon
1969	2	DB	Eugene Epps	UTEP
1970	2	DE	Bill Brundige	Colorado

Year	Rd	Pos	Player	College
1971	2	WR	Colton Speyrer	Texas
1972	8	RB	Moses Denson	Maryland
1973	5	G	Charles Cantrell	Lamar
1974	6	TE	Jon Keyworth	Colorado
1975	5	RB	Mike Thomas	UNLV
1976	5	T	Mike Hughes	Baylor
1977	4	DE	Duncan McColl	Stanford
1978	6	RB	Tony Green	Florida
1979	4	TE	Don Warren	San Diego State
1980	1	WR	Art Monk	Syracuse
1981	1	T	Mark May	Pittsburgh
1982	2	CB	Vernon Dean	San Diego State
1983	1	CB	Darrell Green	Texas A&I
1984	2	DT	Bob Slater	Oklahoma
1985	2	CB	Tory Nixon	San Diego State
1986	2	DE	Markus Koch	Boise State
1987	2	CB	Brian Davis	Nebraska
1988	2	K	Chip Lohmiller	Minnesota
1989	3	DT	Tracy Rucker	Auburn
1990	2	LB	Andre Collins	Penn State
1991	1	DT	Bobby Wilson	Michigan State
1992	1	WR	Desmond Howard	Michigan
1993	1	CB	Tom Carter	Notre Dame
1994	1	QB	Heath Shuler	Tennessee
1995	1	WR	Michael Westbrook	Colorado
1996	1	T	Andre Johnson	Penn State
1997	1	DE	Kenard Lang	Miami
1998	2	TE	Stephen Alexander	Oklahoma
1999	1	CB	Champ Bailey	Georgia
2000	1	LB	LaVar Arrington	Penn State
2001	1	WR	Rod Gardner	Clemson
2002	1	QB	Patrick Ramseye	Tulane
2003	2	WR	Taylor Jacobs	Florida
2004	1	S	Sean Taylor	Miami
2005	1	CB	Carlos Rogers	Auburn

All-Time Coaching Records

Head Coach	Regular Season				Playoffs		Yrs.
	W	L	T	Pct.	W	L	
Lud Wiray	4	4	2	.500	0	0	1932
Lone Star Dietz	11	11	2	.500	0	0	1933-34
Eddie Casey	2	8	1	.227	0	0	1935
Ray Flaherty	54	21	3	.712	2	2	1936-42
Arthur "Dutch" Bergman	6	3	1	.650	1	1	1943
Dud DeGroot	14	5	1	.725	0	1	1944-45
A.G. "Turk" Edwards	16	18	1	.471	0	0	1946-48
John Wheelchel	3	3	1	.500	0	0	1949
Herman Ball	4	16	0	.200	0	0	1949-51
Dick Todd	5	4	0	.556	0	0	1951
Earl "Curly" Lambeau	10	13	1	.438	0	0	1952-53
Joe Kuharich	26	32	2	.450	0	0	1954-58
Mike Nixon	4	18	2	.208	0	0	1959-60
Bill McPeak	21	46	3	.321	0	0	1961-65
Otto Graham	17	22	3	.440	0	0	1966-68
Vince Lombardi	7	5	2	.571	0	0	1969
Bill Austin	6	8	0	.429	0	0	1970
George Allen	67	30	1	.689	2	5	1971-77
Jack Pardee	24	24	0	.500	0	0	1978-80
Joe Gibbs	130	70	0	.650	16	5	1981-92, 2004
Richie Petitbon	4	12	0	.250	0	0	1993
Norv Turner	49	59	1	.450	1	1	1994-00
Terry Robiskie	1	2	0	.333	0	0	2000 (interim)
Marty Schottenheimer	8	8	0	.500	0	0	2001
Steve Spurrier	12	20	0	.375	0	0	2002-03
Total	505	462	27	.525	22	15	1932-2004

All-Time Assistant Coaches

A

Aldrich, Charles "Ki"	1947
Arapoff, Jason	1992-00
Amsparger, Bill	2001
Austin, Bill	1969-70, 1973-77

B

Baker, Ray	1937-39
Ball, Herman	1952-54
Bass, Marvin	1952
Banker, Chuck	1987-88
Bielski, Dick	1973-76
Blache, Greg	2004
Bowser, Bob	1978-80
Breaux, Don	1981-93, 2004
Brindise, Noah	2002-03
Bugel, Joe	1981-89, 2004
Burns, DeChon	2002-03
Burns, Jack	1989-91, 2004
Byner, Earnest	2004

C

Cabrelli, Larry	1951
Callahan, Ray	1978-80
Cameron, Cam	1994-96
Carpenter, Ken	1968
Carpenter, Lew	1969-70
Carmichael Jr., Pete	2001
Carter, Rubin	1999-00
Catavolos, George	2002-03
Cherundolo, Charles	1964-65
Clarke, Ken	2003
Collins, Jim	2002-03
Crumpler, Bobby	2003-04

D

DePaul, Bobby	1989-93
Diange, Joe	1987
Dickson, George	1969-70, 1978-80
Doll, Don	1966-70
Dowhower, Rod	1990-93
Dowler, Boyd	1971-72
Dudley, Bill	1953
Dunn, John	1984-86, 2004

E

Edwards, George	2002-03
Edwards, Glenn "Turk"	1940-45, 1949
Evans, Dick	1955-58

F

Fazio, Foge	2000
FitzGerald, Jeff	1998-99
Flaherty, Pat	2000

G

Gibbs, Coy	2004
Gibron, Abe	1960-64
Grimm, Russ	1992-00
Guenther, Paul	2002-03

H

Haluchak, Mike	1994-96
Hanifan, Jim	1990-96
Hastings, John	2002-04
Hayes, Tom	1995-99
Hawkins, Ralph	1972-77
Heffler, Ernie	1959
Helton, Kim	2002-03
Henning, Dan	1981-82, 1987-88
Hickman, Bill	1973-77, 1981-88
Hilton, John	1978-80

Hilyer, Jim	1975-76
Hixon, Stan	2004
Holland, Lawson	2002-03
Holmes, Jerry	2001
Horton, Ray	1994-96
Huff, Sam	1969-70
Hughes, Ed	1964-67
Hunley, Ricky	2002
Hunt, John	2002-03

J

Jackson, Bobby	1994-99
Jackson, Hue	2001-03
Jackson, Steve	2004

K

Karmelowicz, Bob	1994-96
Kilroy, Frank	1962-64
Kuharich, Joe	1954

L

Lanham, Paul	1973-77, 1987-88
Lazor, Bill	2004
Leggett, Earl	1997-99
Levy, Marv	1971-72
Lewis, Marvin	2002
Lindsey, Dale	1997-98, 2004
Lynn, Ron	1994-96

M

Mann, Richard	2001
Manusky, Greg	2001
Marchbroda, Ted	1961-65, 1971-74
Martz, Mike	1997-98
Mathews, Ray	1968
Matuszak, Marv	1977
McCormack, Mike	1966-72
McCulley, Pete	1977
McDaniel, LeCharles	1997-00
McPeak, Bill	1959
Mee, Kirk	1974-77
Meeks, Ron	2000
Millner, Wayne	1946-48, 1954
Moore, Wilber	1947-50
Morton, Chip	2002

N

Neri, Jerry	1952
Nixon, Mike	1954-58
Nolan, Mike	1997-99
Nunn, Robert	2003

O

O'Connor, Fred	1979-80
Olivadotti, Kirk	1999-04
Olson, Rich	1999-00

P

Pardee, Jack	1973
Peccatiello, Larry	1981-93
Pettibon, Richie	1978-92
Pendry, Joe	2001
Pope, Michael	1997-99

R

Raines, Frank	1988-89
Raye, Jimmy	2001
Reed, Max	1950
Renfro, Ray	1966-67
Rhodes, Ray	2000
Rhyme, Jerry	1983-87
Riley, Dan	1982-99

Robiskie, Terry	1994-00
Rodriguez, Pete	1994-97

S

Scarry, Mike	1966-68
Schottenheimer, Brian	2001
Schottenheimer, Kurt	2001
Schiotz, Matt	2001
Sevier, Wayne	1981-86, 1989-93
Sidwell, Ed	1997-99
Siemerling, Larry	1953
Simmons, Warren "Rennie"	1981-93, 2004
Smith, Danny	2004
Smith, Mark	2003
Sparano, Jim	2001
Speros, Jim	1982-83
Spurmer Jr., Steve	2002-03
Sullivan, Joe	1971-72
Stautner, Ernie	1965
Stock, Mike	2001-03
Svare, Harland	1969-70

T

Taylor, Charley	1981-93
Temerario, Tim	1960-65

Tereshinski, Joe	1955-59
Thomas, Emmitt	1986-94
Todd, Dick	1951
Torgeson, Torgy	1959-61, 1971-77, 1981-93
Trgovac, Mike	2000-01
Tuttle, Orville	1951

U

Ulrich, Richard "Doc"	1978-80
-----------------------------	---------

V

Verduzco, Jason	2000
-----------------------	------

W

Walker, DeWayne	2004
Waller, Charlie	1972-77
Walton, Frank	1948
Walton, Joe	1974-80
Wetzel, Steve	1990-91
Williams, Gregg	2004
Wilson, George	1965
Wilson, Kirby	2000
Willsey, Ray	1962-63
Winner, Charley	1971-72



Joe Gibbs



George Allen



Ray Flaherty

History of the NFL

September 17, 1920

Chicago Cardinals and Decatur (Ill.) Staley's.

August 27, 1921

Green Bay Packers.

January 26, 1922

Decatur Staley's transferred to Chicago Bears.

August 1, 1925

New York Giants: Detroit (withdrew July 27, 1927); reinstated Aug. 12, 1928; inactive 12, 1928; inactive July 12, 1930; Portsmouth franchise moved to Detroit June 30, 1934.

July 8, 1932

Inactive Boston franchise transferred to syndicate headed by George Preston Marshall, named Boston Braves, changed to Redskins in 1933.

July 8, 1933

Pittsburgh Steelers.

July 9, 1933

Philadelphia Eagles (Bert Bell awarded franchise forfeited by Frankford Yellow jackets).

February 12, 1937

Cleveland Rams (suspended operation for one season April 6, 1943; resumed operations April 19, 1944).

February 13, 1937

Boston Redskins franchise moves to Washington.

April 19, 1944

Boston Yanks (merged with Brooklyn Tigers April 10, 1945; NFL cancels Boston franchise and awards franchise to Ted Collins as the New York Bulldogs, later the Yanks Jan. 21, 1949; League purchases assets of Yanks, awards franchise to Dallas Texans Jan. 19, 1952; franchise transferred to Baltimore Jan. 23, 1953).



January 12, 1946

Cleveland Rams transferred to Los Angeles Rams.

December 9, 1949

Baltimore Colts, Cleveland Browns, San Francisco 49ers join the NFL from the AAC. Baltimore disbanded following 1950 season.

January 23, 1953

Baltimore (See Boston Yanks above, April 19, 1944).

August 14, 1959

AFL organization meeting; New York, Dallas, Denver, Los Angeles, Minneapolis, Houston.

November 22, 1959

Buffalo Bills admitted to AFL.

January 27, 1960

Boston Patriots admitted to AFL.

January 28, 1960

Minneapolis withdraws from AFL. Dallas Cowboys awarded NFL franchise for 1960; Minnesota Vikings awarded NFL franchise for 1961.

January 30, 1960

Oakland Raiders admitted to AFL.

March 13, 1960

Chicago Cardinals franchise moves to St. Louis.

February 10, 1961

AFL Los Angeles Chargers transferred to San Diego.

February 8, 1963

AFL Dallas Texans transferred to Kansas City Chiefs.

June 30, 1965

Atlanta Falcons awarded NFL franchise for 1968.

August 16, 1965

Miami Dolphins awarded AFL franchise for 1966.

June 3, 1966

NFL and AFL agree to form combined league of 24 teams under title of NFL, with regular season competition to begin in 1970. Pre-season games and the Super Bowl to begin in 1967. Pete Rozelle named commissioner.

November 1, 1966

New Orleans Saints awarded NFL franchise for 1967.

May 24, 1967

Cincinnati Bengals awarded AFL franchise for 1968.

May 17, 1970

Baltimore, Cleveland, and Pittsburgh agree to move to AFC, while remaining NFL teams form NFC.

April 24, 1974

Tampa Bay Buccaneers awarded NFL franchise for 1976.

June 4, 1974

Seattle Seahawks awarded NFL franchise for 1976.

May 7, 1982

Oakland Raiders franchise moves to Los Angeles.

March 28, 1984

Baltimore Colts franchise moves to Indianapolis.

March 24, 1988

St. Louis Cardinals franchise moves to Phoenix.

October 26, 1993

Carolina Panthers awarded NFL franchise.

November 30, 1993

Jacksonville Jaguars awarded NFL franchise.

January 18, 1995

Los Angeles Rams franchise moves to St. Louis.

June 23, 1995

Los Angeles Raiders franchise moves to Oakland.

February, 1996

Cleveland Browns franchise moves to Baltimore.

September 12, 1999

Cleveland Browns franchise begins play.

October, 1999

Houston awarded franchise. Announced Texans name September 6, 2001.

May 22, 2001

NFL Owners vote unanimously for realignment in 2002.

September 8, 2002

Houston Texans franchise begins play with a victory over Dallas.

Hall of Fame Redskins

Since the Hall of Fame opened its doors in Canton, Ohio on September 7, 1963, 180 NFL players/coaches/administrators have been inducted for enshrinement into the Hall of Fame. The 21 Redskins enshrined in the Hall are the fifth most of any team.



Wayne Millner



Sammy Baugh



Bobby Mitchell



Sam Huff

George Allen	Coach	1971-77	Inducted in 2002 (Michigan)
Cliff Battles	RB	1932-37	Inducted in 1968 (W. Virginia Wesleyan)
Sammy Baugh	QB	1937-52	Charter Member in 1963 (TCU)
Bill Dudley	RB	1950-51, 53	Inducted in 1966 (Virginia)
Turk Edwards	T	1932-40	Inducted in 1969 (Washington State)
Ray Flaherty	Coach	1937-42	Inducted in 1976 (Gonzaga)
Joe Gibbs	Coach	1981-92	Inducted in 1996 (San Diego State)
Otto Graham	Coach	1966-68	Inducted in 1965 (Northwestern)
Ken Houston	S	1973-80	Inducted in 1986 (Prairie View)
Sam Huff	LB	1964-67, 69	Inducted in 1982 (West Virginia)
David (Deacon) Jones	DE	1974	Inducted in 1980 (Mississippi Vocational)
Stan Jones	DT	1966	Inducted in 1991 (Maryland)
Sonny Jurgensen	QB	1964-74	Inducted in 1983 (Duke)
Paul Krause	S	1964-67	Inducted in 1998 (Iowa)
Earl (Curly) Lambeau	Coach	1952-53	Charter Member in 1963 (Notre Dame)
Vince Lombardi	Coach	1969	Inducted in 1971 (Fordham)
George Preston Marshall	Founder	1932-1969	Charter Member in 1963
Wayne Millner	End	1936-41, 45	Inducted in 1968 (Notre Dame)
Bobby Mitchell	FL	1962-68	Inducted in 1983 (Illinois)
John Riggins	RB	1976-79, 81-85	Inducted in 1992 (Kansas)
Charley Taylor	WR	1964-77	Inducted in 1984 (Arizona State)

REDSKINS MILESTONES

'Redskin' Through the Years...

Red Cloud. Red Thunder. Red Eagle. Redlands. Red mud.

"The term *redskin*, applied by Europeans to Algonquians in general and the Delawares in particular," says the Reader's Digest in its book *America's Fascinating Indian Heritage*, "was inspired not by their natural complexion but by their fondness for vermilion makeup, concocted from fat mixed with berry juice and minerals that provided the desired color." The men "would streak their faces and bodies with bright red ocher and bloodroot," adds the Reader's Digest.

Indians painted their skin for decorative and ceremonial purposes. "Red is generally accepted as being one of the colors most easily available to and most used by Indians," as Ronald P. Koch states in his book *Dress Clothing of the Plains Indians*.

The Start July 9, 1932	George P. Marshall heads syndicate (Vincent Bendix, Jay O'Brien, Dorland Doyle) that buys NFL franchise for Boston, MA. They contract to play in Braves-Field, home of National League Baseball team, and are called "The Braves."
The Name	The Boston Gridders move to Fenway Park, home of the American League Red Sox, and "The Braves" become "The Redskins."
The Franchise Feb. 13, 1937	The Washington Redskins are officially born! The National Football League approves transfer of Boston Redskins franchise to Washington, DC, and a new history begins.
The Band Aug. 9, 1937	The famed Redskins Band founded. First of its kind.
First Victory Sept. 16, 1937	The First Game! Thursday night opener draws 19,941 fans to flood-lighted Griffith Stadium. Riley Smith scores on 60-yard run with interception, two field goals and an extra point. Redskins 13, Giants 3.
First Title Dec. 5, 1937	Ten thousand fans stomp up Broadway behind brass band. Sammy Baugh completes 11 of 15, Cliff Battles runs 75 and 76 yards for TDs, Giants routed 49-14, for Eastern Championship.
World Champs!	Freezing weather, frozen field, icy-nerved Bears can't stop Baugh. Completes 17 of 33 for 335 yards and 3 TDs. Wayne Millner, the all-time Notre Dame great, escapes with nine catches for 160 yards, including 77 and 55-yd. TD spring.
Westward Hol Aug. 2, 1939	Redskins set forth on first coast-to-coast football training trip. Training site: Eastern State Normal School in Cheney, Washington.
Zero Hour Oct. 1, 1939	Only scoreless tie in Redskin history as Giants are battled in mud and rain.
Record Pass Oct. 15, 1939	From kick formation, standing deep in end zone, Frank Filchock flips pass to Andy Farkas who goes all the way for the touchdown. Longest pass play in National Football League history, 99 yards.
East. Champs Dec. 1, 1940	Miniature-sized Davy O'Brien of Eagles completes 33 passes in 60 attempts, but Redskins win 13-6 to clinch Eastern Championship.
73-to-0hhhl! Dec. 8, 1940	Redskins get more first downs than Bears in World Championship Game at Griffith Stadium, but lose 73-0.
California Aug. 18, 1941	Redskins bring pro football on large scale for first time to California. Establish training quarters in San Diego at Brown Military Academy.
Title Escapes Nov. 23, 1941	Fifty seconds to go in the Eastern Championship Game, Redskins hold 13-10 lead. But Giants get field goal and touchdown to win, 20-13.
Only Loss Sept. 27, 1942	Giants don't make first down, gain only ONE yard rushing, complete just ONE pass...but it's good for TD; then they capture another TD on interception...and Redskins suffer their only 1942 defeat, 14-7.
World Champs! Dec. 13, 1942	Bears take early lead on errant pass from center. But Sam Baugh's 85-yd. quick kick sets them back on their heels. Wilbur Moore then makes a vital interception and follows with a sensational catch for 38-yd. TD. Andy Farkas caps victory by carrying ball 10 of 12 times on 80-yd TD tour. Score: 14-6.
Division Title Dec. 13, 1942	After two straight losses, Redskins bounce back in Eastern title playoff to trash Giants 28-0.
Runner Up Dec. 26, 1943	Sam Baugh suffers concussion early tackling Sid Luckman on punt return and Bears go on to win NFL title 41-21.

To a T July 30, 1945	Redskins abandon their double-wing formation and adopt the T-formation.
East. Champs Dec. 9, 1945	Second straight shutout (Steelers 24-0 Dec. 2) vs. Giants 17-0, wins Eastern title.
One Point Sky 16, 1945	In subzero weather, Redskins lose world title to Rams, 15-14, on incredibly freakish plays. Baugh's pass from end zone hits goal-post for Dec. safety (no longer allowed); and Waterfield's try-for-point hits crossbar and bounces over.
Charity Game Sept. 6, 1946	First Annual Redskins-Rams game for benefit in Los Angeles Times Charities, Inc. draws 68,188 to Memorial Coliseum and nets Times Boys Club \$96,711.23.
High Note June 13, 1947	Redskins Band performs at Philadelphia Inquirer's Famed Festival of Music alongside Whiteman, Waring and the Philharmonic.
Champs Trumped Nov. 23, 1947	Fans give auto to Sam Baugh who thanks them with 6 TD losses, routing champion Cards, 45-21.
First on TV June 14, 1950	American Oil announces plans to televise all Redskins games - no other pro team on TV.
Baugh-to-Bach Oct. 10, 1954	Dr. Howard Mitchell leads his National Symphony Orchestra at mid-field in a half-time show.
TD Torrent Oct. 1, 1955	Twenty-one points in 137 seconds! Eagles lead 16-0 in 3rd quarter. Brito recovers fumble on their 32 and LeBaron passes to Janowicz for TD. Torgeson recovers fumble on Eagles 13. Janowicz goes over. Redskins win, 31-30.
The Alumni Oct. 15, 1958	Redskins Alumni Association organized. Twenty-three former players residing here adopt formal constitution and by-laws and invite all non-resident ex-Redskins to join.
New Home	Redskins sign 30-year lease to play in proposed D.C. Stadium and Congress gives go-ahead to build.
Home Debut Oct. 1, 1961	First game in new D.C. Stadium draws 37,767. Redskins fail to hold 21-7 lead, Giants win 24-21.
4 of a Kind Dec. 17, 1961	Dick James scores 4 TDs to set Redskins single game scoring record in 34-24 win over Dallas.
Sonny and Sam 1964	Redskins stun public by trading QB Norman Sneed to Eagles for veteran QB Sonny Jurgensen. Then repeat performance, shipping favorite Dick James to N.Y. for Sam Huff.
A Sunny Day Oct. 11, 1964	Sonny Jurgensen out-duels Norm Sneed by pitching four TD's against the Eagles in the first meeting of the traded quarterbacks.
Record Rally Nov. 28, 1965	Sonny Jurgensen sparks greatest comeback win in Redskin history. Down 21-0, Redskins record 34-31 victory over the Cowboys as Sonny passes for over 400 yards and 3 TDs.
Graham Era Jan. 25, 1966	Redskins appoint former Cleveland star, Otto Graham, Head Coach and General Manager.
TD Jamboree Nov. 27, 1966	The Redskins and Giants score the most points in NFL history as they tie or set many team and league records in Washington's rout of New York, 72-41.
Record Breakers 1967	Sonny Jurgensen sets new Redskin and NFL passing records for most attempts, completions, and yards. Receivers Charley Taylor, Jerry Smith and Bobby Mitchell finish first, second and fourth in the League; highest ever by receivers on the same team.
Lombardi Hired Feb. 7, 1969	The unbelievable happened - Vince Lombardi leaves Green Bay to become head coach of the Redskins.
George Preston Aug. 9, 1969	George Preston Marshall, founder of the Washington Redskins, dies at his home at the age of 72.
A Winning Season Dec. 14, 1969	Redskins defeat New Orleans by score of 17-14 to insure their first winning season since 1955. Victory also keeps Coach Lombardi's record of never having coached a losing NFL team intact.
Lombardi Dies Sept. 3, 1970	The sports world is grieved by the death of Vincent T. Lombardi, Head Coach and Executive Vice President of the Redskins.
1,000-Yard Club the Dec. 13, 1970	Larry Brown, on second offensive play of game with Eagles and needing 4 yards to break the 1,000-yard barrier, gains 12 yards to become first Redskin in history to become a member of the 1,000-yard club.
NFL Rushing Champ Dec. 20, 1970	Larry Brown ends the season as the top rusher in the NFL with a total of 1,125 yards in 237 attempts for a 4.7 avg. He is the first Redskin since Cliff Battles in 1937 to win rushing title.



Allen Hired

Jan. 6, 1971

George Allen, winningest coach in the NFC, named Head Coach and General Manager.

A New Home

June 2, 1971

Groundbreaking ceremonies for Redskins new home, Redskin Park, near Dulles Airport.

Future is Now

1971

Allen guides Redskins to most wins, 9 in 29 years with 9-4-1 record. First time in 29 years Redskins gained championship playoff game.

Coach of Year

1971

George Allen voted NFL and NFC "Coach of Year."

NFC Champions

3/1972

Redskins win first title in 30 years with a convincing 26-3 win over defending World Champion Dallas Cowboys in RFK Stadium following 16-playoff victory over Green Bay. Redskins lose 14-7 to Miami in Super Bowl VII in the LA Coliseum.

Player of Year

1972

Larry Brown honored by all selections as NFL "Player of Year," wins NFC rushing title setting new Redskins rushing record with his 1,216 yards, his second over 1,000 yard.

NFC Coach of Year

1972

For second year in a row, George Allen accorded "Coach of Year" honors.

Wild Card

1973

Redskins and Cowboys tied for best record in the NFC East, but Dallas wins division in tiebreaker based on better point differential of net 13 points.

4th Straight Playoffs

1974

For the fourth consecutive year, George Allen's "Over the Hill Gang" reach the playoffs.

All-time Receiver

Dec. 21, 1975

Redskins wide receiver Charley Taylor becomes all-time reception leader in NFL history with 634th career catch against the Eagles in season's finale.

Jurgensen Retires

May 1, 1975

Redskin quarterback Sonny Jurgensen retires after playing for 18 seasons in the NFL, 11 in a Redskin uniform.

Milton King Dies

Jan. 23, 1976

Milton King, vice president and treasurer of the Redskins, dies at the age of 85.

Return to Playoffs

1976

By winning final four games, including wins at Dallas and at St. Louis, Redskins make playoffs for fifth time in six years under Allen.

Pardee Hired

Jan. 24, 1978

Jack Pardee, former Redskin player and coach, named 16th head coach in Redskin history.

Presidential Visit

Oct. 2, 1978

President Jimmy Carter became the second President to ever attend a regular season NFL game when he and Mrs. Carter, along with son Chip and wife Caron, see the Monday night Cowboy-Redskin clash.

Off to the Races

1978

By winning the first six games, including wins over rivals Dallas and St. Louis and playoff bound New England, the Redskins enjoy their best start in over 35 years.

Good News, Bad News

lost 1979

The 10-6 record is the ninth consecutive year Redskins finished .500 or better. Both the division title and wild 1979 card playoff game were in final seconds of final game in Dallas, 35-34.

100 Straight

1980

Redskins extend NFL's longest consecutive streak of sellouts to 100, dating back to 1966.

Gibbs Hired

Jan. 13, 1981

Joe Gibbs, offensive coordinator of the San Diego Chargers, becomes the 17th head coach in Redskin history.



Ralphele McKenzie



Diron Talbert

Finishing Kick

1981

Victorious in 8 of their final 11 games, Coach Gibbs and his Redskins set or tie 13 club records.

Huff Inducted

Aug. 7, 1982

Former Redskin and Giant Sam Huff is inducted into the Pro Football Hall of Fame.

A New Beginning

Sept. 12, 1982

With the 0-5 start of a year ago, the 0-4 preseason fresh on everyone's mind, Mark Moseley lifts the burden with 26-yard overtime field goal to give the Redskins a victory over Philadelphia. Moseley had only minutes earlier sent the game into overtime with a 48-yarder.

Strike!

Sept. 21, 1982

The NFL players walk out in a strike that would last until Nov. 17. In all, eight games were missed, seven cancelled.

Holy Moseley!

1982

With time running out, the game on the line, with an NFL record at stake, Mark Moseley beats the Giants by booting his 21st Dec. 19, straight field goal in a snowy RFK Stadium. The kick breaks Garo Yepremian's record of 20 and gives the Redskins a 15-14 win. Also in the game, John Riggins becomes only the fifth back in NFL history to exceed 2,000 carries (Payton, Simpson, Brown, and Harris are the others).

A Whitewash

Jan. 2, 1983

For the first time since 1980, the Redskins post a shutout by beating the Cardinals 28-0. Their 8-1 record is the best in the NFC, giving them home-field advantage throughout the playoffs. The 128 points given up by the Redskins defense is the fewest in the NFL.

Hogs Take Their Bows

Jan. 15, 1982

The celebrated Hogs create enough holes in the Viking defense for John Riggins to plow for a Redskin playoff record of 185 yards, leading Washington to a 21-7 win and a spot in the NFC Championship. Before leaving the game, Riggins gallantly bows to the 54,000-plus Redskins faithful who roar in approval.

Sweet revenge

Jan. 22, 1983

The Redskins avenge their only loss of the season, setting back the Cowboys, 31-17, to reach their second Super Bowl, and first in ten years.

Super Bowl Win!

Jan. 30, 1983

The Redskins win Super Bowl XVII downing the Dolphins 27-17. Their win streak reaches eight, and 15 of 16 and 20 of 24 over two seasons. Jack Kent Cooke accepts the Super Bowl Trophy in the locker room as MVP Riggins boasts, "Ron may be President, but for tonight I'm King." The Redskins' 12-1 record is the fifth best NFL mark in the last 50 years, and their best ever.

Hails from the Chief

Jan. 31, 1983

President and Mrs. Reagan are at Dulles Airport to greet the World Champion Redskins as they arrive back from California.

Parade of Stars

Feb. 3, 1983

The entire city of Washington celebrates as the Redskins are paraded before some 500,000 fans in a downtown ceremony amidst pouring rain. Coach Gibbs holds up the Super Bowl Trophy and proclaims, "This is for you."

HIGH HONORS

1983

Joe Gibbs is named Coach of the Year. Mark Moseley is named NFL MVP by Associated Press, Joe Theismann is Miller Man of the Year, and five Redskins (the most since 1972) are named to the Pro Bowl: Moseley, Theismann, Tony Peters, Charlie Brown, and Mike Velms. Later, Bobby Beathard is named Executive of the Year. And Riggins, who had four straight 100-yard rushing playoff games, the first ever to do so, wins a car as Super Bowl MVP.

Jurgy to Mitch

July 30, 1983

Former Redskin greats quarterback Sonny Jurgensen and receiver Bobby Mitchell are inducted into Pro Football's Hall of Fame.

Monday Night Fever

Oct. 1, 1983

The Redskins lose 48-47, in the highest scoring game in night football history. The Redskins and the Packers combine for over 1,000 yards total Monday offense.

The Diesel Keeps Trucking On

Nov. 20, 1983

John Riggins sets NFL record. His consecutive games with rushing touchdowns reaches 12 while notching his 19th touchdown of the year to tie that NFL mark. John's streak ends at 13 consecutive games while he goes on to establish an NFL record 24 touchdowns.

Doomsday Showdown in Dallas

Dec. 11, 1983

Dressed in army fatigues, the Redskins marched into Dallas to do battle. The result was a convincing 31-10 victory and sole possession of first place in the NFC East. It was a game that saw Tony Dorsett held to 34 yards on 14 carries (one yard of five carries in the second half) and scores from four different Redskins.

Alone on a Hill

17, 1983

For the second year in a row the Redskins finished with the best record in the NFL. Their 31-22 victory over the Giants capped a Dec. remarkable 14-2 regular season. It is the first time in the history of the League that an NFC team has compiled so many victories.

One-Two Punch

1983

Mark Moseley's NFL kick scoring record of 161 points, and Riggins' total of 144 points, top entire NFL. It is the first time since 1951 that the number one and two scorers played on the same team. Their total of 305 points surpasses the totals of eight other clubs.

Ring Out the Rams

Jan. 1, 1984

The Redskins ring in the New Year by drubbing the L.A. Rams 51-7 in the most lopsided playoff in 26 years. Team sets or ties 13 club playoff marks with the 44-point margin of victory, the greatest in the 47-year history of the Redskins.

Three of a Kind

1985

The 10 victories marks a third consecutive season the Redskins won 10 or more games, equalling a club-best streak set from 1972-74. The 35 wins in those three seasons were a club record for the successes for a three-year period. Threes were also meaningful for offensive linemen Joe Jacoby and Russ Grimm, who each earned a third consecutive trip to the Pro Bowl. Receiver Art Monk (91 catches) was sent for second straight time.

Happy Birthday

1986

The Washington Redskins entered their 50th season in the Nation's Capital, celebrating the franchise's move from Boston to Feb. 13, Washington.

Rally Ho

1986

Headed by Coach Ray Flaherty of the 1937 World Champions, former players and coaches gathered to kickoff the 1986 season.

Little Mr. Big
Oct. 27, 1986

WR Gary Clark accounted for 241 receiving yards (on 11 catches) to break teammate Art Monk's club record on Monday Night TV.

Showdown
Nov. 23, 1986

Eager to avenge their first loss of 1986, the Redskins came out smokin' against Dallas. The 34-0 first half lead marked the most points the Cowboys had ever allowed in a single half of play. The Redskins 41-14 win was their most points ever against the Cowboys.

Gibbs Gets #70
Jan. 3, 1987

Head Coach Joe Gibbs became the winningest coach in Redskin history gaining his 70th win as the team defeated the Bears 27-13 in a divisional playoff.

A Giant Step
Jan. 11, 1987

With 15 new faces on the roster, the Washington Redskins played in their third NFC Championship game in five years.

Pro Bowlers. Again
1, 1987

Hogs Russ Grimm and Joe Jacoby returned to the Islands of Hawaii for the fourth consecutive season. Joined by Art Monk, Darrell Feb. Green, Gary Clark, Dexter Manley, and Jay Schroeder, the Redskins equalled a club record seven participants in the annual classic.

NFLPA Strike
1987

NFL players walk out following the second week of the regular season.

Perfect
Oct. 19, 1987

Redskin "replacement" players close out their season with a perfect 3-0 mark. Team holds on to defeat Dallas, 13-7, in Texas Stadium.

Relief Pitcher
Dec. 26, 1987

Quarterback Doug Williams connects on 11 of 22 for 217 yards and two TDs in Minnesota. The 27-24 overtime victory is highlighted by a Ricky Sanders 51-yard catch-and-run to force sudden death. Haji-Sheikh kicks the game winner.

The Bear Facts
Jan. 10, 1988

For the second time in two years, 'Skins travel to Chicago for Divisional Playoff. After trailing 14-0 in the second quarter, team rallies to win 21-17. Darrell Green provides the game-winning points on an electrifying 52-yard punt return, as Redskins advance to the NFC Championship Game for the fourth time in six seasons.

NFC Champs!
Jan. 17, 1988

Redskins are 17-10 victors over the Minnesota Vikings as Doug Williams connects with Gary Clark to break a 10-10 fourth quarter deadlock. Washington becomes the first team to advance to the Super Bowl three times in the 1980s.

World Champs!
Jan. 31, 1988

Twenty Super Bowl records are broken en route to 42-10 decision over the Denver Broncos. Quarterback Doug Williams is named the game's MVP as he connects on 18 of 29 for a record 340 yards. His four touchdown passes tie another record as team scores five times in five possessions in the second quarter alone.

100 Wins
Dec. 10, 1989

Joe Gibbs registered his 100th career win as head coach of the Redskins as the team defeated San Diego, 26-21. Only six other coaches reached 100 wins faster than Gibbs.

Monk Moves Up
Dec. 10, 1989

Art Monk moved into third place on the all-time NFL receiving list, ahead of friend and receivers coach Charley Taylor, in Washington's 26-21 win vs. SD.

A Lion of a Comeback
Nov. 4, 1990

The Redskins equalled the greatest comeback in club history with a 41-38 overtime win at Detroit. Down by 21 points in the third quarter and 17 points entering the fourth, Jeff Rutledge rallied the Skins by passing for 363 second-half yards (30-42). The game winning points came on a Chip Lohmiller 34-yard field goal in overtime.

700 Catches
Nov. 18, 1990

Art Monk became only the third player in NFL history to catch 700 passes when he hauled in four receptions against the Saints in RFK.

Ring in the New Year
Jan. 5, 1991

The Redskins pushed their playoff record to 12-3 under Joe Gibbs with a solid team effort 20-6 win over the Eagles at Veterans Stadium.

Perfect Start
1991

For the first time in franchise history the Redskins opened the year with 11 straight victories.

One of the Best
1991

The Redskins became only the sixth team in NFL history to record 17-or-more wins in a single season by posting a 17-2 overall mark (best in team history).

Hog Protection
1991

In 16 games, the "Hogs" allowed a league low and club record nine sacks. It was the third lowest total in NFL history.

A Class Act
Dec. 22, 1991

Art Monk becomes only the second player in NFL history to catch 800 passes when he caught five passes in the season finale at Philadelphia.

NFC Champs
Jan. 12, 1992

For the fourth time under Joe Gibbs, and the fifth time in franchise history, the Redskins return to the Super Bowl with a 41-10 win over Detroit in the NFC title game.

World Champs!
Jan. 26, 1992

The Redskins claim their third Super Bowl win under Gibbs. The Skins knocked out Buffalo 37-24 and Mark Rypien was named Super Bowl MVP completing 18 passes and throwing two TDs. Gary Clark and Art Monk both caught seven passes, with Clark gaining 114 yards and one TD, and Monk adding 113 yards. Brad Edwards had two interceptions and the defense sacked Bills QB Jim Kelly five times.

Pro Bowl Record
Feb. 2, 1992

The Redskins set a club record with eight players earning selection to the Pro Bowl. Jim Lachey and Darrell Green are named starters while Gary Clark, Chip Lohmiller, Charles Mann, Earnest Byner and Mark Schlereth also were named to the NFC squad.

New Redskins Park Opens

Aug. 24, 1992

The Redskins move into their new training complex set on a picturesque 160 acres in Loudoun County, Virginia. The building is over 70,000 square feet to complement four practice fields.

Monk is #1

Oct. 12, 1992

Art Monk becomes the NFL's all-time leading pass receiver against the Broncos on Monday Night in Week 5. His 620th career catch was a 10-yarder with 3:12 remaining in the 4th quarter.

Joe Gibbs Resigns

March 5, 1993

After 12 seasons guiding the Redskins to four Super Bowls, three Super Bowl championships, a 16-5 playoff mark and a 140-65 career record, Joe Gibbs steps down as head coach and is replaced by long-time defensive coordinator Richie Petitbon.

Turner Hired

Feb. 2, 1994

Nory Turner, offensive coordinator of the Dallas Cowboys, becomes the 22nd coach in Skins history.

Coleman Becomes All-Time Leader

Oct. 9, 1994

Linebacker Monte Coleman plays in his 200th career game as a Redskins breaking Art Monk's team record for games played. Monte, tied with Sammy Baugh for most seasons as a Redskin with 16, ended his career with 216 games played. (Darrell Green would take over the record in 1998).

Pro Bowl Skins

1994

Linebacker Ken Harvey and punter Reggie Roby earned selection to the NFC squad. Harvey led the NFC in sacks with 13.5 and Roby became the first Redskins punter selected to the Pro Bowl since Sam Baker in 1958.

BIG Upset Wins

Oct. 1, 1995

Washington's 27-23 win over 13-point favorite Dallas was the Redskins' biggest upset win since defeating the Dec. 3, 1995 Cowboys, 34-31, on December 11, 1966. The Redskins were 17-point underdogs in the rematch at Texas Stadium but came up with a 24-17 win. It was the biggest upset win in the NFL since 1980.

Pro Bowlers

1995

Linebacker Ken Harvey earned his second straight starting assignment in the Pro Bowl, while kick/punter returner Brian Mitchell was honored with his first Pro Bowl selection. Mitchell led the NFC in kickoff returns with a 25.6-yard average and was second in the NFL in punt returns with a 12.6 avg.

Redskins Stadium

March 13, 1996

Redskins owner Jack Kent Cooke, Maryland Gov. Parris N. Glendening and Prince George's County Executive Wayne Curry signed a contract paving the way for the immediate start of construction for the new home of the Redskins in Prince George's County.

Allen Passes Riggo

1996

Terry Allen rushed past John Riggins' single-season rushing record gaining 1,353 yards. Allen also led the NFL in touchdowns with 21 TDs.

Pro Bowlers

1996

The Redskins sent their largest amount of representatives to the Pro Bowl since the 1991 season, when running back Terry Allen, quarterback Gus Frerotte, cornerback Darrell Green, linebacker Ken Harvey and punter Matt Turk made the trip to Hawaii.

So Long RFK

Dec. 16, 1996

The Redskins played their final home game at Robert F. Kennedy Memorial Stadium against the Dallas Cowboys. With Redskin greats from the past on hand, the Skins defeated the Cowboys 37-10. The Redskins finished 173-102-3 at RFK, including 11-1 in the playoffs.

Jack Kent Cooke Passes Away

April 6, 1997

Jack Kent Cooke, only the second owner in Redskins history, dies of congestive heart failure at the age of 84. At his memorial service, John Kent Cooke, Jr. announces the new stadium will be called Jack Kent Cooke Stadium.

Big Jack Opens

Sept. 14, 1997

The Redskins christen Jack Kent Cooke Stadium in style with a 19-13 overtime win over the Arizona Cardinals. In overtime, rookie Kenard Lang forces a fumble that is recovered by rookie linebacker Derek M. Smith at the Cardinals 35-yard line. Two plays later Gus Frerotte throws a 40-yard scoring strike to a leaping Michael Westbrook in the end zone.

Green is Tops

Dec. 13, 1997

Cornerback Darrell Green plays in his 217th career game as a Redskin breaking Monte Coleman's team record for games played.

Pro Bowlers

1997

Darrell Green earns his seventh Pro Bowl selection in his 15th season. He is also joined by fellow cornerback Cris Dishman, while linebacker Ken Harvey is selected for the fourth straight year and punter Matt Turk makes his second straight appearance.

Mitchell joins Brown

1998

Brian Mitchell led the NFL in total combined net yards for the fourth time joining Hall of Famer Jim Brown as the only players in NFL history to lead the league in total combined net yards four times.

Skip-In to the Endzone

Dec. 13, 1998

Rookie running back Skip Hicks sets a Redskin rookie record with eight rushing touchdowns breaking Don Bossler's record of seven set in 1957.

Redskins Sold

25, 1999

Daniel M. Snyder gains unanimous approval (31-0) from league owners to become the fourth owner in franchise history. May Snyder buys team for a record \$800 million — the most ever for an American sports franchise.

Welcome to FedExField

Nov. 21, 1999

The Washington Redskins partner with Federal Express Corporation, re-naming Jack Kent Cooke Stadium, FedExField.

Skins Win East

Dec. 26, 1999

The Redskins overcome a 10-point 4th quarter deficit to defeat the 49ers 26-20 in overtime. The win gives the Skins their first NFC East crown since 1991.

Records Fall

1999

Brad Johnson completes the season with 316 completions — most ever by a Redskin. His 4,005 yards and 519 attempts are second in club history. Stephen Davis' 1,405 yards are the most ever by a Redskin. He led all NFC rushers, and earned his first birth to the Pro Bowl. D. Green increases his team records with his 50th Int., and played in his 250th Redskin game.

Leadership Council

Jan. 2000

Owner Daniel Snyder introduces the Washington Redskins Leadership Council, the Redskins' foundation.

Homeward Bound

July 20, 2000

Redskins open training camp at home for the first time, welcoming fans to Redskin Park in Ashburn, VA.

Redskins Recognized

Aug. 24, 2000

Redskin alums Joe Gibbs, Dexter Manley and Art Monk are inducted into the Redskins Ring of Fame.

Turner Out, Robiskie In

Dec. 4, 2000

Norv Turner is dismissed as Redskins Head Coach after 13 games. Terry Robiskie is named interim coach to finish out the 2000 season.

Centers Sets Mark

Dec. 24, 2000

Larry Centers becomes the NFL's all-time leader in catches by a running back with 665 receptions.

Smith "Sacks" the Record Books

Dec. 24, 2000

Bruce Smith sets NFL record with his 13th 10-sack season.

NFL Attendance Record

2000

Redskins set an NFL record for attendance with a season total of 647,424. Average home attendance at FedExField was 80,928.

Schottenheimer Takes Command

Jan. 3, 2001

Marty Schottenheimer signs on as the franchise's 24th head coach of the Washington Redskins.

Return to Carlisle

July 29, 2001

Redskins return to Dickinson College in Carlisle, PA for training camp training camp after a six-year hiatus, re-establishing a 32-year summer tradition (1963-1994).

Redskins Relief Fund

Sept. 13, 2001

The Washington Redskins announce the establishment of the Redskins the Redskins Relief Fund for the benefit of families of the victims of the September 11th tragedy at the Pentagon. Over the course the season, the Redskins raised over \$700,000.

Redskins Make NFL History

Nov. 25, 2001

Washington sets an NFL record, becoming the first team in history to win five consecutive games after losing their first five. The Redskins would go on to win 8 of the last 11 games, following the 0-5 start.

More Records for Davis

Jan. 6, 2002

Stephen Davis becomes first Redskin in team history to rush for more than 1,000 yards for three consecutive seasons. He finished the 2001 campaign rushing 1,432 yards on 356 carries, both career and team single-season records for the Pro Bowl running back.

Arrival of Head Ball Coach

14, 2002

Owner Daniel Snyder announces former Heisman Trophy winner and offensive genius Steve Spurrier as the Washington Jan. Redskins 25th head coach. Marvin Lewis, with his proven track record of defensive success, is brought on board shortly thereafter as assistant head coach and defensive coordinator, making the Redskins a dangerous foe on both sides of the ball.

Allen Voted to the Hall

Feb. 2, 2002

George Allen, who coached the Washington Redskins from 1971 to 1977 and posted a record of 67-30-1 and led them to two NFC Championships, is voted to the NFL Hall of Fame. Allen, after being named one of the 70 Greatest Redskins of all time, will be enshrined in the Hall on Aug. 4, 2002.

Kickoff Overseas

Aug. 3, 2002

Head Coach Steve Spurrier makes his Redskins debut in a 38-7 victory over the San Francisco 49ers in the 2002 American Bowl in Osaka, Japan. The Redskins finished the game with 479 yards of offense, including 434 passing yards.

Off to a Good Start

2002

Washington finished out the preseason with a 4-1 mark, setting a Redskins record with 164 preseason points. The previous team record was 156 points, set in 1975 in six games.

Naming 70 Greats

June 13, 2002

The 70 Greatest Redskins in team history were announced in June by a blue-ribbon panel, selected to choose the Washington Redskins' leading on-field contributors in celebration of the franchise's 70th Anniversary. Spanning the entire history of the team, since it's founding in Boston in 1932, the 70 Greatest Redskins encompass three head coaches and 67 players.

70th Anniversary Weekend

25-27, 2002

The 70 Greatest Redskins were honored in a weekend of festivities, culminating in a special half-time ceremony during the Oct. Redskins victory over the Indianapolis Colts. The celebration reunited the 70 Greats with a black-tie gala event, an alumni and media brunch, dinner party and pre-game barbeque at FedEx Field. The anniversary season was also commemorated through "retro" uniforms worn at home games all year, featuring a one-season return to the team's spear-and-feather helmet logo, as well as jersey and pants colors and design that reflect back to the 1960s midpoint of the Redskins storied history.

Green's Last Game

Dec. 29, 2002

Darrell Green concluded his 20th and final season with the Redskins and the NFL, defeating longtime rivals the Dallas Cowboys, 20-14. During his 20 years, Green set an NFL record for consecutive seasons with at least one interception (19) and a Redskins team record for regular season games played (295) and started (258). In a special pre-game ceremony at the Dallas game, Green was honored by his teammates and by fans. His name was also added to the FedExField Ring of Fame.

Downright Defensive

2002

Under the guidance of assistant head coach and defensive coordinator Marvin Lewis, the Redskins finish the season ranked 5th in the NFL in total defense, an improvement from 10th during the 2001 season. The Redskins defense has ranked in the league's top-10 for the last three seasons.

Consistently Coles

Oct. 12, 2003

With his six receptions against Tampa Bay, Laveranues Coles set a modern day NFL record for at least five receptions in 19 consecutive games

Bruce Sacks Record Bruce Smith breaks NFL All-Time sack record against the N.Y. Giants. Smith finishes his career with an impressive 200 sacks.
Dec. 7, 2003

Spurrier Resigns Washington Redskins Steve Spurrier resigns as the 25th Head Coach in franchise history.
Dec. 30, 2003

Gibbs Returns Redskins Owner Daniel Snyder announces that Joe Gibbs will return as Head Coach.
Jan. 7, 2004

500th Win Washington Redskins earn 500th franchise victory, defeating Tampa Bay 16-10.
Sept. 12, 2004

All-Time Honor Roll

A

Absher, Dick, LB, Maryland.....	1967
Adams, John, T, Notre Dame.....	1945-49
Adams, Willie, LB, New Mexico State.....	1965-66
Adickes, Mark, G, Baylor.....	1990-91
Aducci, Nick, B, Nebraska.....	1954-55
Aguirre, Joe, E, St. Mary's (CA).....	1941, 1943-45
Akers, David, K, Louisville.....	1998-99
Akins, Frank, B, Washington State.....	1943-46
Alban, Dick, B, Northwestern.....	1952-55
Albright, Ethan, LS, North Carolina.....	2001-04
Aldrich, Ki, C, TCU.....	1941-43, 1945-46
Alexander, Patrice, LB, SW Louisiana.....	1996-98
Alexander, Stephen, TE, Oklahoma.....	1998-01
Alford, Bruce, K, TCU.....	1967
Allen, Gerry, B, Nebraska-Omaha.....	1967-69
Allen, Terry, RB, Clemson.....	1995-98
Allen, John, C, Purdue.....	1955-58
Alston, Mack, TE, Maryland State.....	1970-72
Ananis, Vito, B, Boston College.....	1945
Anderson, Bill, E, Tennessee.....	1958-63
Anderson, Bob, RB, Colorado.....	1975
Anderson, Bruce, E, Williamette.....	1970
Anderson, Erick, LB, Michigan.....	1994-95
Anderson, Gary, G, Stanford.....	1980
Anderson, Stuart, LB, Virginia.....	1982-85
Anderson, Terry, WR, Beihune-Cookman.....	1978
Anderson, Willie, WR, UCLA.....	1996
Andrako, Steve, C, Ohio State.....	1940-41
Apsit, Megs, B, USC.....	1933
Archer, David, QB, Iowa State.....	1988
Arenz, Arnie, LB, St. Louis.....	1934
Ariti, Obed, K, Clemson.....	1987
Armstead, Jessie, LB, Miami.....	2002-03
Ameson, Jim, G, Arizona.....	1975
Arnold, Walt, TE, New Mexico.....	1984
Arrington, LaVar, LB, Penn State.....	2000-04
Artman, Corrie, T, Stanford.....	1932
Asher, Jamie, TE, Louisville.....	1995-98
Ashmore, Darryl, T, Northwestern.....	1996-97
Atkeson, Dale, B, No College.....	1954-56
Atkins, Pervis, RB, New Mexico State.....	1964
Atkinson, Jess, K, Maryland.....	1986-87
Audet, Earl, T, USC.....	1945
Aveni, John, K, Indiana.....	1961
Avery, Don, T, USC.....	1946-47
Avery, Jim, E, Northern Illinois.....	1966

B

Bacon, Coy, DE, Jackson State.....	1978-81
Badaczewski, John, G, Western Reserve.....	1949-51
Badanjek, Rick, RB, Maryland.....	1986
Badger, Brad, G/T, Stanford.....	1997-99
Bagarus, Steve, RB, Notre Dame.....	1945-46, 1948
Bagdon, Ed, G, Michigan State.....	1952
Bailey, Champ, CB, Georgia.....	1999-03

Bailey, Robert, CB, Miami.....	1995
Baker, Sam, K, Oregon State.....	1953, 1956-59
Baltzell, Vic, DB, Southwestern (Kan.).....	1935
Bandison, Romeo, DT, Oregon.....	1995-96
Bandy, Don, G, Tulsa.....	1967-68
Banks, Carl, LB, Michigan State.....	1993
Banks, Tony, QB, Michigan State.....	2001
Banks, Willie, G, Alcorn A&M.....	1968-69
Banta, Jack, RB, USC.....	1941
Barber, Ernie, C, San Francisco.....	1945
Barber, Jim, T, San Francisco.....	1935-41
Barber, Shawn, LB, Richmond.....	1998-01
Barefoot, Ken, E, Virginia Tech.....	1968
Barfield, Ken, T, Mississippi.....	1954
Barker, Bryan, P, Santa Clara.....	2001-03
Barker, Ed, E, Washington State.....	1954
Barker, Tony, LB, Rice.....	1992
Barnes, Billy Ray, RB, Wake Forest.....	1962-63
Barnes, Brandon, LB, Missouri.....	2004
Barnes, Tomur, CB, North Texas.....	1996
Barnes, Walt, DT, Nebraska.....	1966-68
Barnett, Doug, DE, Azusa Pacific.....	1985
Barnett, Troy, DT, North Carolina.....	1996
Barnett, Steve, T, Oregon.....	1964
Barnhardt, Tom, P, North Carolina.....	1988-00
Barni, Roy, B, San Francisco.....	1955-56
Barrwell, Malcolm, WR, Virginia Union.....	1985
Barrington, Tom, B, Ohio State.....	1966
Barrow, Mike, LB, Miami (IF).....	2004
Barry, Paul, B, Tulsa.....	1953
Bartkowski, Steve, QB, California.....	1985
Bartos, Hank, G, North Carolina.....	1938
Bartos, Joe, B, Navy.....	1950
Bass, Mike, CB, Michigan.....	1969-75
Bassi, Dick, G, Santa Clara.....	1937
Batiste, Michael, G, Tulane.....	1998
Bates, Michael, KR, Arizona.....	2001
Battaglia, Marco, TE, Rutgers.....	2001
Battles, Cliff, B, West Virginia Wesleyan.....	1932-37
Baugh, Sam, QB, TCU.....	1937-52
Bauman, Rashad, CB, Oregon.....	2002-03
Baughan, Maxie, LB, Georgia Tech.....	1971
Bausch, Frank (Pete), C, Kansas.....	1934-36
Bayless, Martin, S, Bowling Green.....	1994
Beasley, Tom, DL, Virginia Tech.....	1984-86
Beatty, Ed, C, Mississippi.....	1961
Beban, Gary, QB, UCLA.....	1968-69
Bedell, Brad (A-4), OL, Colorado.....	2003
Bedore, Tom, G, No College.....	1944
Beinor, Ed, T, Notre Dame.....	1942
Bell, Coleman, TE, Miami.....	1994-95
Bell, William, RB, Georgia Tech.....	1994-96
Benish, Dan, DT, Clemson.....	1987
Benson, Cliff, TE, Purdue.....	1987
Bentley, Scott, K, Florida State.....	2000
Berrang, Ed, E, Villanova.....	1949-52
Berschet, Merve, G, Illinois.....	1954-55
Betts, Ladell, RB, Iowa.....	2002-04

Bigby, Keiron, WR, Brown	1987
Biggs, Verlon, DE, Jackson State	1971-75
Bingham, Guy, C, Montana	1992-93
Birlem, Keith, B, San Jose State	1939
Bishop, Harold, TE, LSU	1996
Blanchard, Cary, K, Oklahoma State	1998
Blanton, Scott, K, Oklahoma	1996-98
Boensch, Fred, G, Stanford	1947-48
Boll, Don, T, Nebraska	1953-59
Bond, Chuck, T, Washington	1937-38
Bond, Randal, B, Washington	1938
Borner, Brian, LB, Minnesota	1989
Boose, Dorian, DE, Washington State	2001
Bosch, Frank, DT, Colorado	1968-70
Boschetti, Ryan, DL, UCLA	2004
Bosseler, Don, B, Miami	1957-64
Bostic, Jeff, C, Clemson	1980-93
Boswell, Ben, T, TCU	1934
Boutte, Marc, DT, LSU	1994-99
Bowen, Matt, S, Iowa	2003-04
Bowie, Larry, FB, Georgia	1996-99
Bowles, Todd, S, Temple	1986-90, 92-93
Boykin, Deral, S, Louisville	1994
Braatz, Tom, DE, Marquette	1957-59
Bradley, Harold, E, Elon	1938
Bragg, Mike, P, Richmond	1968-79
Branch, Bruce, KR, Penn State	2002
Branch, Reggie, RB, East Carolina	1985-89
Brandes, John, TE, Cameron	1990-92
Brandt, David, OL, Michigan	2001
Brantley, John, LB, Georgia	1992-93
Breding, Ed, LB, Texas A&M	1967-68
Breedlove, Rod, LB, Maryland	1960-64
Brewer, Homer, B, Mississippi	1960
Briggs, Bill, DE, Iowa	1966-67
Briggs, Bob, B, Central Oklahoma State	1965
Britz, Darnick, G, Oregon State	1987
Brito, Gene, DE, Loyola (CA)	1951-53, 1955-58
Britt, Ed, B, Holy Cross	1937
Britt, Oscar, G, Mississippi	1946
Brohm, Jeff, QB, Louisville	1995
Brooks, Bill, WR, Boston University	1996
Brooks, Perry, DT, Southern	1978-84
Brooks, Reggie, RB, Notre Dame	1993-95
Brown, Antonio, WR, West Virginia	2004
Brown, Buddy, G, Arkansas	1951-52
Brown, Charlie, WR, South Carolina St	1982-84
Brown, Dan, E, Villanova	1960
Brown, Doug, DT, Simon Fraser	1996-99
Brown, Eddie, S, Tennessee	1975-77
Brown, Hardy, LB, Tulsa	1950
Brown, Jamie, T, Florida A&M	1999
Brown, Larry, RB, Kansas State	1969-76
Brown, Ray, G, Arkansas State	1989-95, 2004
Brown, Rufus, CB, Florida State	2004
Brown, Tom, DB, Maryland	1969
Brown, Wilbert, OL, Houston	2002
Brownlow, Darrick, LB, Illinois	1995-96
Brueckman, Charley, C, Pittsburgh	1958
Brunidge, Bill, DE, Colorado	1970-77
Brunell, Mark, QB, Washington	2004
Brunet, Bob, RB, Louisiana Tech	1968, 1970-77
Bryant, Kelvin, RB, North Carolina	1986-88, 1990
Bryant, Trent, CB, Arkansas	1981
Buck, Jason, DE, BYU	1991-93
Buckley, Curtis, CB, East Texas State	1999
Buckley, Curtis, CB, East Texas State	1999-2000
Budd, Frank, WR, Villanova	1963
Buggs, Danny, WR, West Virginia	1976-79
Bukich, Rudy, QB, USC	1957-58
Buksar, George, B, Purdue	1951-52
Bunch, Derek, LB, Michigan State	1987
Burks, Shawn, LB, LSU	1986
Burkus, Carl, T, George Washington	1948
Burman, George, G, Northwestern	1971-72

Burmeister, Danny, S, North Carolina	1987
Burnett, Chester, LB, Arizona	1998
Burrell, John, WR, Rice	1966-67
Busich, Sam, E, Ohio State	1936
Butkus, Carl, T, George Washington	1948
Butsko, Harry, LB, Maryland	1963
Butz, Dave, DT, Purdue	1975-88
Byner, Earnest, RB, East Carolina	1989-93

C

Cafego, George, QB, Tennessee	1943
Caldwell, Ravin, LB, Arkansas	1987-92
Campbell, Jesse, S, North Carolina State	1997-98
Campbell, Khary, LB, Bowling Green	2004
Campbell, Matt, OL, South Carolina	2001
Campiglio, Bob, B, W. Liberty State	1933
Campofreda, Nick, C, Western Maryland	1944
Campora, Don, T, Pacific	1953
Canidate, Trung, RB, Arizona	2003
Caravello, Joe, TE, Tulane	1987-88
Carlson, Mark, T, S. Connecticut State	1987
Carpenter, Brian, CB, Michigan	1983-84
Carpenter, Preston, E, Arkansas	1964-66
Carr, Jim, LB, Morris Harvey	1964-65
Carrier, Mark, FS, USC	2000
Carroll, Jim, LB, Notre Dame	1966-68
Carroll, Leo, DE, San Diego State	1969-70
Carroll, Vic, T, Nevada	1936-42
Carson, John, E, Georgia	1954-59
Carter, Ki-Jana, RB, Penn State	2001
Carter, Tom, CB, Notre Dame	1993-96
Cartwright, Rock, FB, Kansas State	2002-04
Casares, Rick, RB, Florida	1965
Caster, Rich, TE, Jackson State	1981-82
Castiglia, Jim, B, Georgetown	1947-48
Cataniho, Al, LB, Rutgers	1996
Centers, Larry, RB, Stephen F. Austin	1999-00
Chamberlain, Byron, TE, Wayne State	2003
Chandler, Jeff, K, Florida	2004
Chase, Martin, DT, Oklahoma	2003
Cherne, Hal, T, DePaul	1933
Cherry, Raphael, S, Hawaii	1985
Cheverko, George, E, Ohio State	1948
Christensen, Erik, E, Richmond	1956
Churchwell, Don, T, Mississippi	1959
Cichowski, Gene, B, Indiana	1958-59
Cifers, Ed, E, Tennessee	1941-42, 1946
Clair, Frank, E, Ohio State	1941
Claitt, Rickey, FB, Bethune-Cookman	1980-81
Clark, Algy, DB, Ohio State	1932
Clark, Gary, WR, James Madison	1965-92
Clark, Jim, G, Oregon	1952-53
Clark, Mike, DE, Florida	1981
Clark, Ryan, DB, LSU	2004
Clay, Billie, B, Mississippi	1966
Clay, Ozzie, B, Iowa State	1964
Clemmons, Chris, LB, Georgia	2003-04
Clifton, Gregory, WR, Johnson C. Smith	1993
Cloud, John, B, William & Mary	1952-53
Cochran, Tom, B, Auburn	1949
Coker, Joe, S, Tennessee	1987
Coffey, Ken, S, SW Texas State	1983-86
Coia, Angelo, WR, USC	1964-65
Coleman, Ben, OL, Wake Forest	2001
Coleman, Greg, P, Florida A&M	1988
Coleman, Marco, DE, Georgia Tech	1999-01
Coleman, Monte, LB, Central Arkansas	1979-94
Coles, Laveranues, WR, Florida State	2003-04
Collier, Jim, E, Arkansas	1963
Collins, Andre, LB, Penn State	1990-94
Collins, Paul, (Rip), E, Pittsburgh	1932-35
Collins, Shane, DE, Arizona State	1992-94
Concannon, Rick, G, NYU	1934-36
Condit, Marie, B, Carnegie Tech	1945

Conklin, Cary, QB, Washington.....	1990-93
Conkright, Bill, C, Oklahoma.....	1943
Connell, Albert, WR, Texas A&M.....	1997-00
Cornell, Mike, P, Cincinnati.....	1980-81
Conway, Brett, K, Penn State.....	1998-02
Cook, Anthony, DE, South Carolina St.....	1999
Cooley, Chris, HB, Utah State.....	2004
Copeland, Anthony, LB, Louisville.....	1987
Copeland, Danny, S, Eastern Kentucky.....	1991-93
Corbett, Don, C, Arizona.....	1948
Cortez, Jose, K, Oregon St.....	2002
Coupez, Al, B, Iowa.....	1946
Cowme, John, C, Virginia Tech.....	1987
Cowsett, Del, DT, Maryland.....	2001-02
Cox, Bill, B, Duke.....	1951-52, 1955
Cox, Steve, P, Arkansas.....	1985-88
Coyla, Eric, C, Colorado.....	1987-88
Crabb, Claude, CB, Colorado.....	1962-63
Crane, Dennis, DT, USC.....	1968-69
Crews, Terry, LB, Western Michigan.....	1996
Crisler, Harold, E, San Jose State.....	1948-49
Crissey, Cris, WR, Princeton.....	1981
Crotcheck, Don, G, Indiana.....	1965-66
Cronan, Peter, LB, Boston College.....	1981-85
Cronin, Gene, DE, Pacific.....	1961-62
Crossan, Dave, C, Maryland.....	1965-69
Crotty, Jim, B, Notre Dame.....	1960-61
Crow, Orion, C, Haskell Indian School.....	1933-34
Crutchfield, Buddy, CB, N. Carolina Central.....	1998
Cudzik, Walt, C, Purdue.....	1954
Cunningham, Doug, RB, Mississippi.....	1974
Cunningham, Jim, RB, Pittsburgh.....	1961-63
Curtis, Bobby, LB, Savannah State.....	1987
Curtis, Mike, LB, Duke.....	1977-78
Curtis, Travis, S, West Virginia.....	1988, 1991
Cvercko, Andy, G, Northwestern.....	1963

D

Dahl, Bob, G, Notre Dame.....	1996-97
Dale, Roland, E, Mississippi.....	1950
Daniels, Calvin, LB, North Carolina.....	1986
Daniels, Phillip, DL, Georgia.....	2004
Dalton, Lionel, DT, Eastern Michigan.....	2003
Darre, Bernie, G, Tulane.....	1961
Davidson, Ben, DT, Washington.....	1962-63
Davis, Andy, B, George Washington.....	1952
Davis, Brian, CB, Nebraska.....	1987-90
Davis, Fred, T, Alabama.....	1941-42, 1945
Davis, Jack, G, Maryland.....	1959
Davis, Stephen, RB, Auburn.....	1996-02
Davis, Wayne, DB, Indiana State.....	1989-90
Davlin, Mike, T, San Francisco.....	1955
Day, Eagle, QB, Mississippi.....	1959-60
Deal, Rufus, B, Auburn.....	1942
Dean, Fred, G, Texas Southern.....	1978-82
Dean, Vernon, CB, San Diego State.....	1982-87
DeCarlo, Art, DB, Georgia.....	1956-57
DeCorvont, Bill, B, Northwestern.....	1945
Dee, Bob, DE, Holy Cross.....	1957-58
Deeks, Don, T, Washington.....	1947
DeFrance, Chris, WR, Arizona State.....	1979
DeFruiter, Bob, B, Nebraska.....	1945-47
Dekker, Al, WR, Michigan State.....	1953
Deloplaine, Jack, RB, Salem College.....	1978
DeMao, Al, C, Duquesne.....	1945-53
Dennis, Pat, DB, Louisiana Monroe.....	2004
Dennison, Glenn, TE, Miami.....	1987
Denson, Moses, RB, MD Eastern Shore.....	1974-75
Denton, Tim, CB, Sam Houston State.....	1998-99
Dess, Darrell, G, North Carolina State.....	1965-66
Didier, Clint, TE, Portland State.....	1982-87
Didion, John, LB, Oregon State.....	1969-70
Dishman, Cris, CB, Purdue.....	1997-98
Dockery, Derrick, OL, Texas.....	2003-04

Doering, Chris, WR, Florida.....	2002
Doering, Jason, S, Wisconsin.....	2004
Doll, Don, DE, USC.....	1953
Donnalley, Rick, C, North Carolina.....	1984-85
Doolan, John, B, Georgetown.....	1945
Dorow, Al, QB, Michigan State.....	1954-56
Dotson, Santana, DL, Baylor (IF).....	2002
Dow, Ken, B, Oregon State.....	1941
Dowda, Harry, DB, Wake Forest.....	1949-53
Dowler, Boyd, WR, Colorado.....	1971
Downey, Patrick, OL, New Hampshire.....	2002
Drake, Troy, T, Indiana.....	1988
Drakeford, Tyrone, CB, Virginia Tech.....	2000
Drazenovich, Chuck, LB, Penn State.....	1950-59
Dubinetz, Greg, G, Yale.....	1979
DuBois, Phil, TE, San Diego State.....	1979-80
Duckworth, Joe, E, Colgate.....	1947
Dudley, Bill, RB, Virginia.....	1950-51, 1953
Duff, Jamal, DE, San Diego State.....	1997-98
Dugan, Fred, WR, Dayton.....	1961-63
Dulich, Steve, G, San Diego State.....	1969
Dukes, Chad, RB, Pittsburgh.....	2000
Duncan, Leslie, DB, Jackson State.....	1971-73
Dunn, Coye, B, USC.....	1943
Dunn, K.D., TE, Clemson.....	1987
Dupard, Reggie, RB, SMU.....	1989-90
Dusek, Brad, LB, Texas A&M.....	1974-81
Dwyer, Jack, DB, Loyola (CA).....	1951
Dye, Les, E, Syracuse.....	1944-45
Dyer, Henry, RB, Grambling.....	1969-70

E

Ecker, Enrique, T, John Carroll.....	1952
Edwards, Brad, S, South Carolina.....	1990-93
Edwards, Turk, T, Washington State.....	1932-40
Edwards, Weldon, T, TCU.....	1948
Eilers, Pat, DB, Notre Dame.....	1992-94
Elewonibi, Moe, T, BYU.....	1990-93
Elisara, Pita (DNP-8), OL, Indiana.....	2003
Ellard, Henry, WR, Fresno State.....	1994-98
Elliott, Matt, C, Michigan.....	1992
Ellis, Ed, T, Buffalo.....	2000
Ellstrom, Marv, B, Oklahoma.....	1943
Ellstrom, Swede, FB, Oklahoma.....	1934
Elmore, Doug, DB, Mississippi.....	1962
Elter, Leo, RB, Duquesne.....	1955-57
Emlman, Steve, DT, Washington.....	1997
Erhardt, Clyde, C, Georgia.....	1946-49
Erickson, Carl, C, Washington.....	1938-39
Erwins, Ricky, RB, USC.....	1991-94
Etherly, David, CB, Portland State.....	1987
Evans, Charles, RB, USC.....	1974
Evans, Demetric, DL, Georgia.....	2004
Evans, Greg, S, TCU.....	1998
Evans, Leomont, S, Clamson.....	1996-99
Evans, Reggie, RB, Richmond.....	1983

F

Fanucci, Mike, DE, Arizona State.....	1972
Farkas, Andy, FB, Detroit.....	1938-44
Farman, Dick, G, Washington State.....	1939-43
Farmer, Tom, B, Iowa.....	1947-48
Faulkner, Jeff, DE, Southern.....	1993
Feagin, Tom, G, Houston.....	1963
Felber, Nip, E, North Dakota.....	1932
Felton, Ralph, LB, Maryland.....	1954-60
Ferris, Neil, DB, Loyola (CA).....	1951-52
Filchok, Frank, CB, Indiana.....	1938-41, 1944-45
Fiore, Dave, OL, Holstra.....	2003
Florentino, Al, G, Boston College.....	1943-44
Fischer, Mark, C, Purdue.....	1998-01
Fischer, Pat, CB, Nebraska.....	1968-77
Fisher, Bob, T, USC.....	1940



Flemister, Zeron, TE, Iowa	2000-03
Fletcher, Derrick, G, Baylor	2000
Flick, Tom, QB, Washington	1981
Flores, Mike, DT, Louisville	1995
Flowers, Richmond, QB, Duke	2002
Foltz, Vernon, C, St. Vincent's	1944
Forte, Ike, RB, Arkansas	1978-80
Foxx, Dion, LB, James Madison	1995
Frahn, Dick, B, Nebraska	1935
Frain, Todd, TE, Nebraska	1986
Francis, Dave, FB, Ohio State	1963
Francis, James, LB, Baylor	1999
Frankian, Ike, E, St. Mary's	1933
Franz, Todd, DB, Tulsa	2002-04
Frazier, Frank, G, Miami	1987
Freeman, Bob, DB, Auburn	1962
Frerote, Gus, QB, Tulsa	1994-98
Friedman, Lennie, OL, Duke	2003-04
Friesz, John, QB, Idaho	1994
Frisch, Dave, TE, Colorado State	1997
Fritsch, Ted, C, St. Norbert	1976-79
Fryar, Irving, WR, Nebraska	1999-00
Fryer, Brian, WR, Alberta (Canada)	1976-78
Fugelit, Jean, TE, Amherst	1976-79
Fulcher, Bill, G, Georgia Tech	1956-58
Fuller, Larry, B, No College	1944-45

G

Gaffney, Jim, B, Tennessee	1945-46
Gage, Steve, S, Tulsa	1987-88
Gaines, William, DT, Florida	1995-97
Galbraith, Scott, TE, USC	1985-86
Gannon, Rich, QB, Delaware	1993
Gardener, Daryl, DT, Baylor	2002
Gardner, Rod, WR, Clemson	2001-04
Garner, Dwight, RB, California	1986
Garrett, Alvin, WR, Angelo State	1981-84
Garzoni, Mike, B, USC	1947
Geathers, James, DT, Wichita State	1990-92
Gentry, Lee, B, Tulsa	1941
George, Jeff, QB, Illinois	2000-01
German, Jim, QB, Centre College	1939
Gesek, John, C, Cal State Sacramento	1994-95
Glaquinto, Nick, RB, Connecticut	1981-83
Gibson, Alec, DT, Illinois	1987
Gibson, Joe, B, Tulsa	1943
Gilbert, Sean, DT, Pittsburgh	1996
Gillespie, Robert, RB, Florida	2002
Gilmer, Harry, QB, Alabama	1948-52, 1954
Givens, Reggie, LB, Penn State	2000
Glick, Gary, DB, Colorado A&M	1959-61
Gob, Art, E, Pittsburgh	1950-60
Gogolak, Charlie, K, Princeton	1966-68
Goodburn, Kelly, P, Emporia State	1990-93
Goode, Bob, RB, Texas A&M	1949-51, 1954-55
Goodnight, Clyde, E, Tulsa	1949-50
Goodyear, John, B, Marquette	1942
Goosby, Tom, G, Baldwin-Wallace	1966
Gouveia, Kurt, LB, BYU	1987-94, 99
Graf, Dave, LB, Penn State	1981
Graf, Rick, LB, Wisconsin	1993
Graham, Don, LB, Penn State	1989
Graham, Kent, QB, Ohio State	2001
Grant, Alan, CB, Stanford	1994
Grant, Bob, LB, Wake Forest	1971
Grant, Darryl, DT, Rice	1981-90
Grant, Frank, WR, S. Colorado State	1973-78
Grant, Orantes, LB, Georgia	2002-03
Gray, Bill, G, Oregon State	1947-48
Green, Darrell, CB, Texas A&M	1983-02
Green, Jacques, WR, Florida	2002
Green, Robert, RB, William & Mary	1992
Green, Tony, RB, Florida	1978
Green, Trent, QB, Indiana	1995-98

Greer, Donovan, CB, Texas A&M	2001
Griffin, Cornelius, DT, Alabama	2004
Griffin, Keith, RB, Miami	1984-88
Grimm, Dan, C, Colorado	1969
Grimm, Russ, G, Pittsburgh	1981-91
Guglielmi, Ralph, QB, Notre Dame	1955, 1958-60
Gulledge, David, FS, Jacksonville State	1992
Gundlach, Herman, G, Harvard	1935

H

Hackbart, Dale, DB, Wisconsin	1961-63
Hageman, Fred, C, Kansas	1961-64
Haight, Mike, T, Iowa	1992
Haines, Kris, WR, Notre Dame	1979
Haji-Sheikh, Ali, K, Michigan	1987
Haley, Dick, DB, Pittsburgh	1950-60
Haley, Jermaine, DT, Butte College	2003-04
Hall, Galen, QB, Penn State	1962
Hall, John, K, Wisconsin	2003-04
Hall, Windlan, DB, Arizona State	1977
Ham, Derrick, DE, Miami	2000
Hamdan, Gibran, QB, Indiana	2003
Hamel, Dean, DT, Tulsa	1985-88
Hamilton, Malcolm, LB, Baylor	1998-99
Hamilton, Rick, LB, Central Florida	1993-94
Hamilton, Steve, DE, East Carolina	1985-88
Hamlin, Gene, C, Western Michigan	1970
Hammond, Bobby, RB, Morgan State	1979-80
Hanburger, Chris, LB, North Carolina	1965-78
Hancock, Mike, TE, Idaho State	1973-75
Hanna, Zip, G, South Carolina	1945
Hansen, Ron, G, Minnesota	1954
Harbour, Dava, C, Illinois	1988-89
Hardeeman, Buddy, RB, Iowa State	1979-80
Hare, Cecil, FB, Gonzaga	1941-42, 1945
Hare, Ray, QB, Gonzaga	1940-43
Harlan, Jim, T, Howard Payne	1978
Harmon, Clarence, RB, Mississippi State	1977-82
Harold, George, B, Allen	1968
Harraway, Charley, RB, San Jose State	1969-73
Harris, Don, S, Rutgers	1978-79
Harris, Hank, G, Texas	1947-48
Harris, Jim, DB, Howard Payne	1970
Harris, Joe, LB, Georgia Tech	1977
Harris, Rickie, DB, Arizona	1965-70
Harris, Walt, CB, Mississippi State	2004
Harrison, Kenny, WR, SMU	1980
Harrison, Lloyd, CB, North Carolina State	2000
Harrison, Nolan, DE, Indiana	2000
Harry, Carl, WR, Utah	1989, 92
Hart, Jim, QB, Southern Illinois	1984
Hartley, Howard, B, Duke	1948
Hartman, Bill, B, Georgia	1938
Harvey, Ken, LB, California	1994-98
Harvey, Allen, RB, Cincinnati	1987
Hasselbeck, Tim, QB, Boston College	2003
Hatcher, Ron, FB, Michigan State	1962
Hauss, Len, C, Georgia	1964-77
Haws, Kurt, TE, Utah	1994
Hayden, Ken, C, Arkansas	1943
Hayes, Jeff, P, North Carolina	1982-85
Haymond, Alvin, DB, Southern	1972
Haynes, Hall, DB, Santa Clara	1950, 1953-55
Haynes, Reggie, TE, UNLV	1978
Hazelwood, Ted, T, North Carolina	1953
Heath, Leon, FB, Oklahoma	1951-53
Heck, Andy, T, Notre Dame	1999-00
Hecker, Norb, DB, Baldwin-Wallace	1955-57
Heenan, Pat, E, Notre Dame	1960
Hegarty, Bill, T, Villanova	1960
Heinz, Bob, DT, Pacific	1978
Hendershot, Larry, LB, Arizona State	1967
Henderson, Jon, WR, Colorado State	1970
Handren, Bob, T, USC	1949-51

Hennessey, Jerry, DE, Santa Clara	1952-53
Hermeling, Terry, T, Nevada	1970-80
Hernandez, Joe, WR, Arizona	1964
Hickman, Dallas, DE, California	1976-81
Hickman, Donnie, G, USC	1978
Hicks, Skip, RB, UCLA	1998-00
Hill, Calvin, RB, Yale	1976-77
Hill, Irv, B, Trinity	1933
Hill, Nate, DE, Auburn	1989
Hitchcock, Ray, C, Minnesota	1987
Hoage, Terry, S, Georgia	1991
Hobbs, Stephen, WR, North Alabama	1990-92
Hochertz, Martin, DE, Southern Illinois	1993
Hodgson, Pat, TE, Georgia	1966
Hoelscher, David, DT, Eastern Kentucky	1998
Hoffman, Bob, QB, USC	1940-41
Hoffman, John, DE, Hawaii	1969-70
Hogeboom, Gary, QB, Central Michigan	1990
Hokuf, Steve, B, Nebraska	1933-35
Hollar, John, B, Appalachian State	1948-49
Hollingquest, Lamont, LB, USC	1993-94
Holloway, Derek, WR, Arkansas	1986
Holly, Bob, QB, Princeton	1982-83
Holman, Walter, RB, West Virginia State	1987
Holman, Willie, DE, South Carolina State	1973
Holmer, Walt, B, Northwestern	1933
Holsey, Bernard, DL, Duke	2003
Horner, Sam, B, VMU	1960-61
Horstmann, Roy, FB, Purdue	1933
Horton, Ethan, TE, North Carolina	1994
Hostetter, Jeff, QB, West Virginia	1997
Houghton, Jerry, T, Washington State	1950
Houston, Ken, S, Prairie View	1973-80
Houston, Walt, G, Purdue	1955
Hover, Don, LB, Washington State	1978-79
Howard, Desmond, WR, Michigan	1992-94
Howell, Dixie, B, Alabama	1937
Hudson, Bob, G, Clemson	1959
Huff, Ken, G, North Carolina	1983-85
Huff, Sam, LB, West Virginia	1964-67, 1969
Hughley, George, FB, Central Oklahoma State	1965
Huff, Mike, RB, USC	1971-74
Humphries, Stan, QB, NE Louisiana	1989-91
Huntington, Greg, C, Penn State	1993
Hunter, Bill, DB, Syracuse	1965
Hurley, George, G, Washington State	1932-33
Husak, Todd, QB, Stanford	2000
Husted, Michael, K, Virginia	2000
Hutson, Tony, G, NE Oklahoma	2000
Hyatt, Fred, WR, Auburn	1973

I

Imhof, Martin, DE, San Diego State	1974
Intrieri, Marnie, G, Loyola, Md.	1933-34
Irwin, Don, FB, Colgate	1936-39
Izo, George, QB, Notre Dame	1961-64

J

Jackson, Benard, DL, Tennessee	2002
Jackson, Charles, S, Texas Tech	1987
Jackson, Ladarris, DE, Oregon State	2002-03
Jackson, Leroy, RB, Western Illinois	1962-63
Jackson, Steve, LB, Texas-Arlington	1966-67
Jackson, Trenton, WR, Illinois	1967
Jackson, Wilbur, FB, Alabama	1980-82
Jacobs, Jack, QB, Oklahoma	1946
Jacobs, Taylor, WR, Florida	2003-04
Jacoby, Joe, TG, Louisville	1981-93
Jaffurs, John, G, Penn State	1946
Jagielski, Harry, T, Indiana	1956
James, Dick, RB, Oregon	1956-63
Janowicz, Vic, B, Ohio State	1954-55
Jansen, Jon, T, Michigan (IR 04)	1999-04

Jaqua, Jon, S, Lewis & Clark	1970-72
Jarrett, Craig, P, Michigan State	2002
Jefferson, Roy, WR, Utah	1971-76
Jencks, Bob, K/E, Miami (OH)	1965
Jenkins, Jacque, FB, Vanderbilt	1943, 1946
Jenkins, James, TE, Rutgers	1991-00
Jenkins, Ken, RB, Bucknell	1985-86
Jessie, Tim, RB, Auburn	1987
Jimoh, Ada, DB, Utah State	2003-04
Johnson, AJ, SW Texas State	1989-94
Johnson, Andre, T, Penn State	1996
Johnson, Billy, WR, Widener	1988
Johnson, Brad, QB, Minnesota	1999-2000
Johnson, Bryan, FB, Boise State	2000-03
Johnson, Dennis, DT, Delaware	1974-77
Johnson, Jimmie, TE, Howard	1989-91
Johnson (Howard), Joe, WR, Notre Dame	1989-91
Johnson, Larry, C, Haskell Indian	1933-35, 1944
Johnson, Mitch, T, UCLA	1966-68, 1972
Johnson, Patrick, WR, Oregon	2003
Johnson, Randy, QB, Texas A&I	1975-76
Johnson, Richard, WR, Colorado	1987
Johnson, Rob, QB, USC	2003
Johnson, Sidney, CB, California	1990-92
Johnson, Tim, DT, Penn State	1990-95
Johnson, Tré, T, Temple	1994-00-02
Johnston, Jim, B, Washington	1939-40
Jones, Anthony, TE, Wichita State	1984-88
Jones, Chuck, E, George Washington	1955
Jones, David, C, Texas	1987
Jones, Deacon, DE, Mississippi Vocational	1974
Jones, Greg, LB, Colorado	1997-00
Jones, Harvey, B, Baylor	1947
Jones, Jimmie, DE, Wichita State	1971-73
Jones, Joe, DE, Tennessee State	1979-80
Jones, Kenyatta, OL, South Florida	2003-04
Jones, Larry, WR, NE Missouri State	1974-77
Jones, Larry, FB, Miami	1995
Jones, Melvin, G, Houston	1981
Jones, Robert, LB, East Carolina	2001
Jones, Rod, OL, Kansas (JR)	2002
Jones, Stan, DT, Maryland	1986
Jordan, Curtis, FS, Texas Tech	1981-86
Jordan, Jeff, RB, Washington	1971-72
Joseph, Ricot, DB, Central Florida	2002
Junker, Steve, E, Xavier	1961-62
Junkin, Trey, LB, Louisiana Tech	1984
Jurgensen, Sonny, QB, Duke	1964-74
Justice, Charlie, RB, North Carolina	1950, 1952-54
Justice, Ed, B, Gonzaga	1936-42
Juzwik, Steve, B, Notre Dame	1942

K

Kahn, Ed, G, North Carolina	1935-37
Kalanivulalu, Alai, G, Oregon State	1994
Kalu, Ndukwe, DE, Rice	1998-00
Kamp, Jim, T, Oklahoma City	1933
Kammerer, Carl, DE, Pacific	1963-69
Kane, Rick, RB, San Jose State	1984
Kantor, Joe, RB, Notre Dame	1966
Karamatic, George, B, Gonzaga	1938
Karas, Emil, E, Dayton	1959
Karcher, Jim, G, Ohio State	1936-39
Karras, Lou, T, Purdue	1950-51
Karras, Ted, DT, Northwestern	1987
Katrinshen, Mike, T, Southern Mississippi	1948-49
Kaufman, Mel, LB, Cal Poly SLO	1981-88
Kawal, Ed, C, Illinois	1937
Keating, Chris, LB, Maine	1985
Keenan, Jack, T, South Carolina	1944-45
Kehr, Rick, G, Carthage	1987-88
Kelley, Gordon, LB, Georgia	1962-63
Kelly, John, T, Florida A&M	1966-67
Kenneally, Gus, E, St. Bonaventure	1932



Kerr, Jim, DB, Penn State.....	1961-62
Khayat, Bob, K, Mississippi.....	1960, 1962-63
Khayat, Ed, DT, Tulane.....	1957, 1962-63
Kick, Jim, RB, Wyoming.....	1977
Kilmer, Bill, QB, UCLA.....	1971-78
Kimball, Bruce, G, Massachusetts.....	1983-84
Kimble, Garry, CB, Sam Houston State.....	1987
Kimmel, J.D., T, Houston.....	1955-56
Kimmel, John, LB, Colgate.....	1987
Kimrin, Ola, K, Texas El Paso (5 games 04).....	2004
Kincaid, Jim, B, South Carolina.....	1954
Kinney, Kelvin, DE, Virginia State.....	1997-98
Kirk, Randy, LB, San Diego State.....	1990
Kits, Jim, FB, Ferrum.....	1998
Knight, Curt, K, Coast Guard.....	1969-73
Koch, Markus, DE, Boise State.....	1986-91
Koniszewski, John, T, Geo. Wash.....	1945-46, 1948
Kopay, Dave, RB, Washington.....	1969-70
Kovatch, John, E, Notre Dame.....	1942-46
Kozlowski, Brian, TE, Connecticut.....	2004
Krakoski, Joe, B, Illinois.....	1961
Krakoski, Joe, LB, Washington.....	1986
Krause, Max, FB, Gonzaga.....	1937-40
Krause, Paul, DB, Iowa.....	1964-67
Krause, Red, C, St. Louis.....	1938
Kresky, Joe (Mink), G, Wisconsin.....	1932
Kreuger, Al, RB, USC.....	1941-42
Krouse, Ray, T, Maryland.....	1960
Kruczek, Mike, QB, Boston College.....	1960
Kubin, Larry, LB, Penn State.....	1982-84
Kuchta, Frank, C, Notre Dame.....	1959
Kuehl, Ryan, DT, Virginia.....	1996-97
Kupp, Jake, G, Washington.....	1966
Kuziel, Bob, G, Pittsburgh.....	1975-80

L

Laavæg, Paul, G, Iowa.....	1970-75
Lachey, Jim, T, Ohio State.....	1988-95
Lane, Skip, S, Mississippi.....	1987
Lang, Kenard, DE, Miami.....	1997-01
Lapka, Ted, E, St. Ambrose.....	1943-44, 1946
LaPresta, Benny, B, St. Louis.....	1933
Larson, Bill, TE, Colorado State.....	1977
Larson, Pete, RB, Cornell.....	1967-68
Lasse, Dick, LB, Syracuse.....	1960-61
Lathrop, Kit, DT, Arizona State.....	1987
Laster, Donald, T, Tennessee State.....	1982-83
Laufenberg, Babe, QB, Indiana.....	1983-85
Lavender, Joe, CB, San Diego State.....	1976-82
Law, Dennis, WR, East Tennessee State.....	1979
Lawrence, Don, T, Notre Dame.....	1959-61
LeBaron, Eddie, QB, Pacific.....	1952-53, 1955-59
Leeuwenburg, Jay, G, Colorado.....	2000
Lemek, Ray, T, Notre Dame.....	1957-61
Lerman, Reid, G, No College.....	1945
Leon, Tony, G, Alabama.....	1943
Lewis, Dan, RB, Wisconsin.....	1965
Lewis, Ron, G, Washington State.....	1995
Leverette, Otis, DE, UAB.....	2001-02
Liebenstein, Todd, DE, UNLV.....	1982-85
Lipscomb, Paul, T, Tennessee.....	1950-54
Livingston, Howie, B, Fullerton JC.....	1948-50
Lockett, J.W., B, Central Oklahoma State.....	1964
Lockett, Kevin, WR, Kansas State.....	2001-02
Logan, Marc, FB, Kentucky.....	1995-97
Lohmiller, Chip, K, Minnesota.....	1988-94
Lolait, Al, G, Weber State.....	1945
Long, Bob, WR, Wichita State.....	1969
Lookabaugh, John, E, Maryland.....	1946-47
Looney, Joe Don, RB, Oklahoma.....	1966-67
Lorch, Karl, DT, USC.....	1976-81
Lott, Andre, DB, Tennessee.....	2002-04
Love, John, WR, North Texas State.....	1967
Loverne, David, OL, San Jose State.....	2002

Low, Gary, B, Michigan State.....	1956-57
Lowry, Quentin, LB, Youngstown State.....	1981-83
Luce, Lew, B, Penn State.....	1961
Lynch, Dick, B, Notre Dame.....	1958
Lyle, Keith, S, Virginia.....	2001

M

MacAfee, Ken, E, Alabama.....	1959
Macioszczyk, Art, FB, Western Michigan.....	1948
MacMurdo, Jim, T, Pittsburgh.....	1932-33
Madarik, Elmer, B, Detroit.....	1948
Malinchak, Bill, WR, Indiana.....	1970-74, 1976
Malone, Benny, RB, Arizona State.....	1978-79
Malone, Charley, E, Texas A&M.....	1934-40, 1942
Mandeville, Chris, DB, Cal-Davis.....	1969
Manley, Dexter, DE, Oklahoma State.....	1981-89
Mann, Charles, DE, Nevada-Reno.....	1983-93
Manton, Tille, FB, TCU.....	1938
Manusky, Greg, LB, Colgate.....	1988-90
Marciniak, Ron, C, Kansas State.....	1955
Marcus, Pete, E, Kentucky.....	1944
Marshall, Lemar, LB, Michigan St.....	2002-04
Marshall, Leonard, DT, LSU.....	1994
Marshall, Rich, T, Stephen F. Austin.....	1966
Marshall, Wilber, LB, Florida.....	1988-92
Martin, Aaron, DB, North Carolina College.....	1968
Martin, Jamie, QB, Weber State.....	1997
Martin, Jim, K, Notre Dame.....	1964
Martin, Steve, DE, Jackson State.....	1987
Mason, Eddie, LB, North Carolina.....	1999-02
Mason, Tommy, RB, Tulane.....	1971-72
Masterson, Bob, E, Miami.....	1938-43
Maston, Le'Shai, FB, Baylor.....	1998
Matich, Trevor, C, BYU.....	1994-96
Mathews, Shane, QB, Florida.....	2002
Mattson, Riley, T, Oregon.....	1961-64
Mauti, Rich, WR, Penn State.....	1984
May, Mark, T, Pittsburgh.....	1981-89
Mayhew, Martin, CB, Florida State.....	1989-92
Mays, Alvoid, CB, West Virginia.....	1990-94
Mays, Damon, WR, Missouri.....	1996
Mazurek, Fred, B, Pittsburgh.....	1965-66
McCabe, Dick, B, Pittsburgh.....	1959
McCants, Damerion, WR, Delaware St.....	2002-04
McChesney, Bob, E, UCLA.....	1936-42
McClellion, Central, CB, Ohio State.....	2001
McCrary, Greg, TE, Clark.....	1978, 1981
McCullough, Sultan, RB, USC.....	2003
McDaniel, John, WR, Lincoln.....	1978-80
McDaniel, Le'Charles, CB, Cal Poly SLO.....	1981-82
McDole, Ron, DE, Nebraska.....	1971-78
McDonald, Ray, RB, Idaho.....	1967-68
McEwen, Craig, TE, Utah.....	1987-88
McGee, Tim, WR, Tennessee.....	1993
McGee, Tony, DE, Bishop (TX).....	1982-84
McGrath, Mark, WR, Montana State.....	1983-85
McGriff, Curtis, DT, Alabama.....	1987
McKee, Paul, E, Syracuse.....	1947-48
McKeever, Marlin, LB, USC.....	1968-70
McKenzie, Raleigh, G, Tennessee.....	1985-94
McKinney, Zion, WR, South Carolina.....	1980
McLinton, Harold, LB, Southern.....	1969-78
McMillan, Mark, CB, Alabama.....	1999
McNeil, Clifton, WR, Grambling.....	1971-72
McPhail, Hal, FB, Xavier.....	1934-35
McQuaid, Dan, T, UNLV.....	1985-87
McQuiken, Kim, QB, Lehigh.....	1978-80
McRae, Stan, E, Michigan State.....	1946
Meade, Jim, B, Maryland.....	1939-40
Meads, Johnny, LB, Nicholls State.....	1992
Meadows, Ed, DB, Duke.....	1959
Melinger, Steve, E, Kentucky.....	1956-57
Mendenhall, Mat, DE, BYU.....	1981-82
Merkle, Ed, G, Oklahoma A&M.....	1944

Mercein, Chuck, RB, Yale.....	1969
Metcalfe, Terry, RB, San Diego State.....	1981
Michaels, Ed, G, Villanova.....	1937
Micka, Mike, FB, Colgate.....	1944
Mickles, Joe, RB, Mississippi.....	1989
Middleton, Ron, TE, Auburn.....	1988, 1990-93
Millen, Matt, LB, Penn State.....	1991
Miller, Allen, LB, Ohio.....	1962-63
Miller, Clark, DE, Utah State.....	1969
Miller, Dan, K, Florida.....	1982
Miller, Fred, T, Pacific.....	1955
Miller, John, T, Boston College.....	1956, 1958-59
Miller, Tom, B, Hampden-Sydney.....	1945
Millner, Wayne, E, Notre Dame.....	1936-41, 1945
Mills, Lamar, DT, Indiana.....	1994
Milot, Rich, LB, Penn State.....	1979-87
Milstead, Rod, G, Delaware State.....	1996-99
Mims, Chris, DT, Tennessee.....	1997
Mingo, Gene, K, No College.....	1967
Mitchell, Bobby, FL, Illinois.....	1962-68
Mitchell, Brian, RB, SW Louisiana.....	1990-99
Mitchell, Kevin, LB, Syracuse.....	2000-03
Mitchell, Michael, CB, Howard Payne.....	1987
Modzelewski, Dick, DT, Maryland.....	1953-54
Mojsiejenko, Ralf, P, Michigan State.....	1989-90
Molinaro, Jim, OL, Notre Dame.....	2004
Momson, Tony, C, Michigan.....	1952
Monachino, Jim, B, California.....	1955
Monaco, Ray, G, Holy Cross.....	1944
Monasco, Don, B, Texas.....	1954
Monk, Art, WR, Syracuse.....	1980-93
Mont, Tommy, QB, Maryland.....	1947-49
Moore, Chuck, G, Arkansas.....	1962
Moore, Darryl, G, UTEP.....	1992-93
Moore, Jeff, RB, Jackson State.....	1984
Moore, Larry, C, BYU.....	2002-03
Moore, Michael, G, Troy State.....	2000
Moore, Wilbur, B, Minnesota.....	1939-46
Moran, Jim, G, Holy Cross.....	1935-36
Morgan, Bob, DT, Maryland.....	1954
Morgan, Boyd, S, USC.....	1939-40
Morgan, Mike, LB, LSU.....	1968
Morley, Sam, E, Stanford.....	1954
Morris, Jamie, RB, Michigan.....	1988-89
Morrison, Darryl, S, Arizona.....	1993-96
Morrison, Tim, CB, North Carolina.....	1986-87
Mortensen, Fred, QB, Arizona State.....	1979
Morton, Chad, RB, USC.....	2003-04
Morton, Michael, RB, UNLV.....	1985
Moseley, Mark, K, Stephen F. Austin.....	1974-86
Moss, Eddie, RB, SE Missouri State.....	1977
Moss, Joe, T, Maryland.....	1952
Muhammad, Calvin, WR, Texas Southern.....	1984-85
Mul-Key, Herb, RB, No College.....	1972-74
Murphy, Mark, S, Colgate.....	1977-84
Murray, Eddie, K, Tulane.....	1995
Murray, Eddie, K, Tulane.....	1995, 2000
Murrell, Adrian, RB, West Virginia.....	2000
Musgrove, Spain, DT, Utah State.....	1967-69
Musick, Jim, FB, USC.....	1932-33, 1935-36
Myslinski, Tom, G, Tennessee.....	1992

N

Natowich, Andy, B, Holy Cross.....	1944
Nelms, Mike, KR, Baylor.....	1980-84
Nelson, Ralph, RB, No College.....	1975
Niemi, Laurie, T, Washington State.....	1949-53
Nichols, Gerald, DT, Florida State.....	1993
Ninowski, Jim, QB, Michigan State.....	1967-68
Nisby, John, G, Pacific.....	1962-64
Nix, Doyle, B, SMU.....	1958-59
Nobile, Leo, G, Penn State.....	1947
Noble, Brandon, DL, Penn State.....	2003-04
Noble, James, WR, Stephen F. Austin.....	1986

Nock, George, RB, Morgan State.....	1972
Noga, Al, DE, Hawaii.....	1993
Norman, Jim, T, No College.....	1955
Norris, Hal, B, California.....	1955-56
North, Jim, T, Central Washington.....	1944
Norton, Jim, T, Washington.....	1969
Nott, Doug, B, Detroit.....	1935
Nottage, Dexter, DE, Florida A&M.....	1994-96
Nugent, Dan, G, Auburn.....	1976-78, 1980
Nussbaumer, Bob, E, Michigan.....	1947-48

O

O'Brien, Fran, T, Michigan State.....	1960-66
O'Brien, Gail, T, Nebraska.....	1934-36
O'Dell, Stu, LB, Indiana.....	1974-76
Ohalet, Ifeanyi, S, USC.....	2001-03
Ogrin, Pat, DT, Wyoming.....	1981-82
Oliphant, Mike, RB, Puget Sound.....	1988
Oliver, Muhammad, CB, Oregon.....	1995
Olkewicz, Neal, LB, Maryland.....	1979-89
Olsson, Les, G, Mercer.....	1934-38
Oliszewski, John, B, California.....	1958-60
Orr, Terry, TE, Texas.....	1986-92
Osborne, Tom, WR, Hastings (NE).....	1960-61
Ostrowski, Chet, E, Notre Dame.....	1954-59
Owen, Tom, QB, Wichita State.....	1982
Owens, Brng, DB, Cincinnati.....	1966-77
Owens, Don, T, Southern Mississippi.....	1957
Owens, Rich, DE, Lehigh.....	1995-97

P

Paine, Jeff, LB, San Jose State.....	1986
Paluck, John, DE, Pittsburgh.....	1956, 1959-65
Palmer, Sterling, DE, Florida State.....	1993-96
Papit, John, B, Virginia.....	1951-53
Pardee, Jack, LB, Texas A&M.....	1971-72
Parks, Mickey, C, Oklahoma.....	1938-40
Parrish, Lemar, CB, Lincoln.....	1978-81
Pasqua, Joe, T, SMU.....	1943
Patemoster, Angelo, G, Georgetown.....	1943
Patton, Joe, T, Alabama A&M.....	1994-96
Patton, Marcus, LB, UCLA.....	1995-98
Paul, Tito, CB, Ohio State.....	1999
Pebbles, Jim, E, Vanderbilt.....	1946-49, 1951
Peete, Rodney, QB, USC.....	1999
Peiffer, Dan, C, Southeast Missouri State.....	1980
Pellegrini, Bob, LB, Maryland.....	1962-65
Pepper, Gene, G, Missouri.....	1950-53
Pergine, John, LB, Notre Dame.....	1973-75
Perrin, Lonnie, RB, Illinois.....	1979
Peters, Floyd, T, San Francisco State.....	1970
Peters, Tony, S, Oklahoma.....	1979-82, 1984-85
Peters, Volney, T, USC.....	1954-57
Peterson, Nelson, RB, West Virginia Wesleyan.....	1937
Petty, Phil, G, Missouri.....	1987
Petlibon, Richie, S, Tulane.....	1971-72
Phillips, Joe, WR, Kentucky.....	1985-87
Piasecky, Al, E, Duke.....	1943-45
Pierce, Antonio, LB, Arizona.....	2001-04
Pierce, Dan, RB, Memphis State.....	1970
Pinckert, Emy, FB, USC.....	1932-40
Planulis, Jerry, B, Michigan State.....	1956
Podoley, Jim, RB, Central Michigan.....	1957-60
Poillon, Dick, B, Canisius.....	1942, 1946-49
Polsfoot, Fran, E, Washington State.....	1953
Ponds, Antwaune, LB, Syracuse.....	1996
Portis, Clinton, RB, Miami.....	2004
Pottios, Myron, LB, Notre Dame.....	1971-73
Pounds, Darryl, CB, Nicholls State.....	1995-99
Pourdanish, Shar, T, Nevada.....	1996-98
Powell, Carl, DL, Louisville.....	2002
Presley, Leo, C, Oklahoma.....	1945
Prestel, Jim, T, Idaho.....	1966-67

Prompto, Vinca, G. Holy Cross.....1960-70

Q

Query, Jeff, WR, Millikin.....1995
Quinlan, Bill, DE, Michigan State.....1965
Quirk, Ed, B, Missouri.....1948-51

R

Raab, Marc, C, USC.....1993
Raba, Bob, TE, Maryland.....1981
Rae, Mike, QB, USC.....1981
Ramsey, Knox, G, William & Mary.....1952-53
Ramsey, Patrick, QB, Tulane.....2002-04
Rasby, Walter, TE, Wake Forest.....2001, 2004
Raymer, Cory, C, Wisconsin.....1995-01, 2004
Reaves, Willard, RB, Northern Arizona.....1989
Rector, Ron, B, Northwestern.....1966
Reed, Alvin, TE, Prairie View.....1973-75
Reed, Andre, WR, Kutztown (PA).....2000
Reed, Bob, G, Tennessee State.....1965
Reem, Matt, T, Minnesota.....1996
Reger, John, LB, Pittsburgh.....1964-66
Reinfr, Willi, T, Memphis State.....1957-59
Reynolds, Mack, QB, LSU.....1960
Ribar, Frank, G, Duke.....1943
Ricca, Jim, C, Georgetown.....1951-54
Richard, Stanley, S, Texas.....1995-98
Richardson, Grady, TE, Cal St. Fullerton.....1979-80
Richardson, Huey, LB, Florida.....1992
Richter, Pat, WR, Wisconsin.....1963-70
Riggins, John, RB, Kansas.....1976-79, 1981-85
Riggs, Gerald, RB, Arizona State.....1989-91
Riggs, Jim, TE, Clemson.....1993
Riley, Jack, T, Northwestern.....1933
Roberts, Jack, B, Georgia.....1932
Roberts, Walter, WR, San Jose State.....1969-70
Robinson, Dave, LB, Penn State.....1973-74
Robinson, Lybrant, DE, Delaware State.....1989
Robinson, Tony, QB, Tennessee.....1987
Roby, Reggie, P, Iowa.....1993-94
Rock, Walter, T, Maryland.....1968-73
Rocker, Tracy, DT, Auburn.....1989-90
Roshneft, Bill, LB, Bradley.....1960
Rogers, George, RB, South Carolina.....1985-87
Rosato, Sal, B, Villanova.....1945-47
Rose, Carlton, LB, Michigan.....1987
Rosenfels, Sage, QB, Iowa State.....2001
Rosso, George, B, Ohio State.....1954
Roussel, Tom, LB, Southern Mississippi.....1968-70
Roussos, Mike, T, Pittsburgh.....1948-49
Rowe, Ray, TE, San Diego State.....1992
Royal, Robert, TE, LSU.....2002-04
Rubbert, Ed, QB, Louisville.....1987
Rucker, Keith, DT, Ohio Wesleyan.....1997
Runnels, Tom, RB, North Texas State.....1956-57
Rush, Tyrone, RB, North Alabama.....1994
Russell, Bo, T, Auburn.....1939-40
Russell, Cliff, WR, Utah.....2002-03
Russell, Darrell, DT, USC.....2003
Russell, Twan, LB, Miami.....1997-99
Rutgens, Joe, DT, Illinois.....1961-69
Ruthstrom, Ralph, B, SMU.....1947
Rutledge, Jeff, QB, Alabama.....1990-92
Ryan, Frank, QB, Rice.....1969-70
Ryzcek, Dan, C, Virginia.....1973-75
Rykovich, Jules, B, Illinois.....1952-53
Rymkus, Lou, T, Notre Dame.....1943
Rypien, Mark, QB, Washington State.....1987-93
Rzempoluch, Ted, DB, Virginia.....1963

S

Saenz, Eddie, RB, USC.....1946-51

Sagnella, Anthony, DT, Rutgers.....1987
Salave'a, Joe, DL, Arizona.....2004
Salem, Ed, B, Alabama.....1951
Saller, Bryant, S, Pittsburgh.....1974-75
Sample, Johnny, DB, Maryland State.....1963-65
Samuels, Chris, T, Alabama.....2000-04
Sanchez, John, T, San Francisco.....1947-49
Sanders, Chris, TE, Texas A&M.....1997
Sanders, Deion, CB, Florida State.....2000
Sanders, Lonnie, DB, Michigan State.....1963-67
Sanders, Ricky, WR, SW Texas State.....1986-93
Sandifer, Dan, DB, LSU.....1948-49
Sanford, Haywood, E, Alabama.....1940
Sarboe, Phil, DB, Washington State.....1934
Sardisco, Tony, G, Tulane.....1956
Sasa, Don, DT, Washington State.....1997
Saul, Ron, G, Michigan State.....1976-81
Savage, Sebastian, CB, North Carolina State.....1995
Sawyer, John, TE, Southern Mississippi.....1983
Scalfide, John, T, Tulane.....1933
Scanlan, Jerry, T, Hawaii.....1980-81
Scarbath, Jack, QB, Maryland.....1953-54
Schick, Doyle, LB, Kansas.....1961
Schilling, Ralph, E, Oklahoma City.....1946
Schlereth, Mark, G, Idaho.....1989-94
Schmidt, Kermit (Dutch), E, Cal Poly-Pomona.....1932
Schoenke, Ray, G, SMU.....1966-75
Schrader, Jim, C, Notre Dame.....1954, 1956-61
Schroeder, Jay, QB, UCLA.....1984-88
Scissum, Willard, G, Alabama.....1987
Scott, Greg, DE, Hampton.....2002
Scott, Jake, S, Georgia.....1976-78
Scott, Ben, DB, Maryland.....1959-61
Scudero, Joe, B, San Francisco.....1954-58
Scully, Mike, C, Illinois.....1988
Seals, George, G, Missouri.....1964
Seay, Virgil, WR, Troy State.....1981-84
Sebek, Nick, B, Indiana.....1950
Seadoris, Chris, C, Purdue.....1996
Seedborg, John, E, Arizona State.....1965
Sellers, Mike, TE, Walla Walla.....1999-00, 2004
Seno, Frank, B, George Washington.....1943-44, 1949
Serwanga, Kato, CB, California.....2001-2002
Settles, Tony, LB, Elon.....1987
Severson, Jeff, DB, Long Beach State.....1972
Seymour, Bob, B, Oklahoma.....1940-45
Shade, Sam, S, Alabama.....1999-02
Sharp, Everett, T, California Tech.....1944-45
Shedd, Kenny, WR, Northern Iowa.....2000
Shepard, Derrick, WR, Oklahoma.....1987-88
Shepherd, Bill, FB, Western Maryland.....1935
Shepherd, Leslie, WR, Temple.....1994-98
Shiner, Dick, QB, Maryland.....1964-66
Shoener, Herb, E, Iowa.....1948-49
Shorter, Jim, DB, Detroit.....1964-67
Shugart, Clyde, G, Iowa State.....1939-43
Shula, Don, DB, John Carroll.....1957
Shuler, Heath, CB, Tennessee.....1994-96
Siano, Tony, C, Fordham.....1932
Siegert, Herb, G, Illinois.....1949-51
Siemerling, Larry, C, San Francisco.....1935-36
Siever, Paul, T, Penn State.....1992-93
Simmons, Ed, T, Eastern Washington.....1987-97
Simmons, Roy, G, Georgia Tech.....1983
Simmons, Terrance, OL, Alabama State.....2001
Simon, John, RB, Louisiana Tech.....2003
Sims, Keith, G, Iowa State.....1997-00
Sinko, Steve, T, Duquesne.....1934-36
Sistrunk, Manny, DT, Arkansas AM&N.....1970-75
Skaggs, Justin, WR, Evangel.....2002
Silvinski, Steve, G, Washington.....1939-43
Smith, Ben, E, Alabama.....1937
Smith, Bruce, DE, Virginia Tech.....2000-03
Smith, Cedric, FB, Florida.....1994-95
Smith, Clifton, LB, Syracuse.....2003

Smith, Derek M., LB, Arizona State.....	1997-00
Smith, Dick, DB, Northwestern.....	1967-68
Smith, Ed, FB, NYU.....	1936
Smith, George, C, California.....	1937, 1941-43
Smith, Hugh, E, Kansas.....	1962
Smith, Jack, E, Stanford.....	1943
Smith, Jerry, TE, Arizona State.....	1965-77
Smith, Jim, DB, Oregon.....	1968
Smith, Jimmy, RB, Elcn.....	1984
Smith, John, WR, North Texas State.....	1978
Smith, Larry, RB, Florida.....	1974
Smith, Paul, DE, New Mexico.....	1979-80
Smith, Ricky, CB, Alabama State.....	1984
Smith, Riley, QB, Alabama.....	1936-38
Smith, Timmy, RB, Texas Tech.....	1987-88
Smith, Vernice, G, Florida A&M.....	1993-95
Smoot, Fred, CB, Mississippi State.....	2001-04
Snead, Norm, QB, Wake Forest.....	1961-63
Sneddon, Bob, B, St. Mary's (CA).....	1944
Snidow, Ron, DE, Oregon.....	1963-67
Snipes, Angelo, LB, West Georgia.....	1986
Snowden, Jim, T, Notre Dame.....	1965-72
Sobolenski, Joe, G, Michigan.....	1949
Sommer, Mike, B, Geo. Wash.....	1958-59, 1961
Sommers, John, C, UCLA.....	1947
Spaniel, Frank, B, Notre Dame.....	1950
Sparks, Dave, G, South Carolina.....	1954
Spirida, John, E, St. Anselm's.....	1939
Springs, Shawn, CB, Ohio State.....	2004
Stacco, Ed, T, Colgate.....	1948
Stai, Brenden, G, Nebraska.....	2002
Stallings, Don, E, North Carolina.....	1960
Starfel, Dick, G, San Francisco.....	1956-58
Stanley, Walter, WR, Mesa (CO).....	1990
Starke, George, T, Columbia.....	1973-84
Stasica, Leo, B, Colorado.....	1943
Staton, Jim, T, Wake Forest.....	1951
Steber, John, G, Georgia Tech.....	1946-50
Steffen, Jim, DB, UCLA.....	1961-65
Stenn, Paul, T, Villanova.....	1946
Stensrud, Mike, DT, Iowa State.....	1989
Stephens, Lencard, TE, Howard.....	2002
Stephens, Louis, G, San Francisco.....	1955-60
Stephens, Rod, LB, Georgia Tech.....	1995-96
Steponovich, Mike, G, St. Mary's.....	1933
Stevens, Matt, S, Appalachian State.....	1998-00
Stief, Dave, WR, Portland State.....	1983
Stits, Bill, DB, UCLA.....	1959
Stock, Mark, WR, VMI.....	1993
Stokes, Fred, DE, Georgia Southern.....	1989-92

Stokes, Tim, T, Oregon.....	1975-77
Stone, Ken, S, Vanderbilt.....	1973-75
Stout, Pete, B, TCU.....	1949-50
Stovall, Dick, C, Abilene Christian.....	1949
Stowe, Tyronne, LB, Rutgers.....	1994
Stralka, Clem, G, Georgetown.....	1938-42, 1945-46
Strickland, Fred, LB, Purdue.....	1999
Stuart, Jim, T, Oregon.....	1938
Stubblefield, Dana, DT, Kansas.....	1998-00
Sturt, Fred, G, Bowling Green.....	1974
Stynchula, Andy, DT, Penn State.....	1960-63
Sullsted, Alex, G, Miami (OH).....	2002
Suminski, Dave, G, Wisconsin.....	1953
Sutton, Ed, B, North Carolina.....	1957-59
Sutton, Eric, CB, San Diego State.....	1996
Sweeney, Walt, G, Syracuse.....	1974-75
Sykes, Bob, B, San Jose State.....	1952
Symonette, Josh, S, Tennessee Tech.....	2000
Szalaryn, Len, T, North Carolina.....	1949
Scott, Dave, OL, Penn State.....	2001

T

Talbott, Diron, DT, Texas.....	1971-80
Tamm, Ralph, T, West Chester.....	1991
Tanner, Barron, DT, Oklahoma.....	1999
Taylor, Charley, WR, Arizona State.....	1964-77
Taylor, Hugh (Bones), E, Oklahoma City.....	1947-54
Taylor, Keith, S, Illinois.....	1994-96
Taylor, Mike, T, USC.....	1971
Taylor, Roosevelt, DB, Grambling.....	1972
Taylor, Sean, S, Miami.....	2004
Temple, Mark, B, Oregon.....	1936
Tereshinski, Joe, E, Georgia.....	1947-54
Terrell, Daryl, OL, Southern Miss.....	2003
Terrell, David, CB, Texas - El Paso.....	2000-03
Theismann, Joe, QB, Notre Dame.....	1974-85
Theofilides, Harry, QB, Waynesburg.....	1968
Thibodeaux, Keith, CB, NW Louisiana.....	1997
Thielemann, R.C., G, Arkansas.....	1985-88
Thomas, Chris, WR, C. Poly San Luis Obispo.....	1997-99
Thomas, Duane, RB, West Texas State.....	1973-74
Thomas, George, B, Oklahoma.....	1950-51
Thomas, Johnny, CB, Baylor.....	1988-90, 92-94
Thomas, Mike, RB, UNLV.....	1975-78
Thomas, Ralph, E, San Francisco.....	1955-56
Thomas, Randy, OL, Mississippi State.....	2003-04
Thomas, Spencer, S, Washburn.....	1975
Thompson, Derrius, WR, Baylor.....	1999-02
Thompson, Ricky, WR, Baylor.....	1978-81



Joe Gibbs was inducted into the Pro Football Hall of Fame in 1996

Thompson, Steve, DT, Minnesota	1987
Thrash, James, WR, Missouri Southern	1997-00, 2004
Thure, Brian, T, California	1995
Thurlow, Steve, RB, Stanford	1966-68
Tice, Mike, TE, Maryland	1989
Tillman, Rusty, LB, Northern Arizona	1970-77
Tilton, Ron, G, Tulane	1986
Titchenal, Bob, C, San Jose State	1940-42
Todd, Dick, RB, Texas A&M	1939-42, 1945-48
Tobin, Brendan, K, Richmond	1987
Toneff, Bob, DT, Notre Dame	1959-64
Torgeson, LaVern, LB, Washington State	1955-57
Tosi, Flavio, E, Boston College	1934-36
Towns, Morris, T, Missouin	1984
Tracy, Tom, B, Tennessee	1963-64
Trotter, Jeremiah, LB, Stephen F. Austin	2002-03
Truitt, Dave, TE, North Carolina	1987
Truitt, Olanda, WR, Mississippi State	1994-95
Tucker, Ross, OL, Princeton	2001
Tuckey, Dick, FB, Manhattan	1938
Tupa, Tom, P, Ohio State	2004
Turk, Dan, C, Wisconsin	1997-99
Turk, Matt, P, Wisconsin-Whitewater	1995-99
Turley, Doug, E, Scranton	1944-48
Turner, J.T., G, Duke	1984
Turner, Jay, B, George Washington	1938-39
Turner, Kevin, LB, Pacific	1981
Turner, Scott, CB, Illinois	1995-97
Tuthill, James, K, Cal. Poly	2002
Tyrer, Jim, T, Ohio State	1974

U

Uovich, Mitchell, T, San Jose State	1944
Uhlenhake, Jeff, C, Ohio State	1996-97
Ulinski, Harry, C, Kentucky	1950-51, 1953-56
Ungerer, Joe, T, Fordham	1944-45
Upshaw, Regan, DE, California	2003

V

Vector, Ted, DB, Nebraska	1969-74
Vanderbeek, Matt, LB, Michigan State	1995-96
Varty, Mike, LB, Northwestern	1974
Vaughn, Clarence, S, Northern Illinois	1987-91
Venuto, Sam, B, Guilford	1952
Verdin, Clarence, WR, SW Louisiana	1986-87
Vereb, Ed, RB, Maryland	1960
Vickers, Kipp, T, Miami	1999, 2002
Vital, Lionel, RB, Nicholls State	1987
Voytek, Ed, G, Purdue	1957-58

W

Waddy, Ray, CB, Texas A&I	1979-80
Wade, Bob, DB, Morgan State	1969
Ward, David (Nubbin), E, Haskell Indian	1933
Ware, Kevin, TE, Washington	2003
Waechter, Henry, DT, Nebraska	1987
Wahler, Jim, DT, UCLA	1992-93
Walker, Brian, S, Washington State	1996-97
Walker, Marquis, CB, SE Missouri State	1996
Walker, Rick, TE, UCLA	1980-85
Walters, Tom, DB, Southern Mississippi	1964-67
Walton, Alvin, S, Kansas	1986-91
Walton, Frank, G, Pittsburgh	1944-45
Walton, Joe, E, Pittsburgh	1957-60
Walters, Dale (Muddy), T, Florida	1932-33
Ward, Bill, G, Washington State	1946-47
Warner, Ron, DE, Kansas	2003-04
Warren, Don, TE, San Diego State	1979-92
Washington, Anthony, CB, Fresno State	1983-84
Washington, Fred, T, North Texas State	1988
Washington, James, S, UCLA	1995

Washington, Joe, RB, Oklahoma	1981-84
Washington, Marcus, LB, Auburn	2004
Washington, Mickey, CB, Texas A&M	1992
Watson, Jim, C, Pacific	1945
Watson, Kenny, RB, Penn State	2002
Watson, Sid, B, Northwestern	1958
Watts, George, T, Appalachian State	1942
Weatherall, Jim, T, Oklahoma	1958
Weaver, Charlie, LB, USC	1981
Weil, Jack, P, Wyoming	1989
Weisenbaugh, Heinie, B, Pittsburgh	1935-36
Welch, Herb, DB, UCLA	1989
Weldon, Casey, QB, Florida St.	1999
Weldon, Larry, QB, Presbyterian	1944-45
Weller, Rabbit (Bub), B, Haskell Indian	1933
Wells, Billy, B, Michigan State	1954, 1956-57
Westbrook, Michael, WR, Colorado	1995-01
Westfall, Ed, B, Ohio Wesleyan	1932-33
Whisenhunt, Ken, TE, Georgia Tech	1990
White, Jeris, CB, Hawaii	1980-82
Whited, Marvin, G, Oklahoma	1942-45
Whitfield, A.D., RB, North Texas State	1966-68
Whitlow, Bob, C, Arizona	1960-61
Wiggins, Paul, T, Oregon	1998
Wilbur, John, G, Stanford	1971-73
Wilburn, Barry, CB, Mississippi	1985-89
Wilde, George, B, Texas A&M	1947
Wilder, James, RB, Missouri	1990
Wilkinson, Basil, E, Oklahoma City	1932
Wilkin, Willie, T, St. Mary's (CA)	1939-43
Wilkins, Roy, LB, Georgia	1960-61
Wilkinson, Dan, DT, Ohio State	1998-01
Williams, Clarence, RB, South Carolina	1982
Williams, Doug, QB, Grambling	1986-89
Williams, Eric, DT, Washington State	1990-93
Williams, Fred, T, Arkansas	1964-65
Williams, Gerard, DB, Langston	1976-78
Williams, Greg, FS, Mississippi State	1982-84
Williams, Jamel, S, Nebraska	1997-98
Williams, Jeff, T, Rhode Island	1978-80
Williams, John, B, USC	1952-53
Williams, Kevin, CB, Iowa State	1985, 1988
Williams, Marvin, TE, Fullerton State	1987
Williams, Michael, TE, Alabama A&M	1982-84
Williams, Robert, CB, Baylor	1993
Williams, Sid, LB, Southern	1967
Williamson, Ernie, T, North Carolina	1947
Willis, Keith, DT, Northeastern	1993
Willis Larry, S, Texas-El Paso	1973
Wilson, Bobby, DT, Michigan State	1991-94
Wilson, Eric, LB, Maryland	1987
Wilson, Mark, OL, California	2004
Wilson, Ted, WR, Central Florida	1987
Wilson, Wayne, RB, Shepard	1987
Winans, Tydus, WR, Fresno State	1994-95
Winey, Brandon, OT, LSU	2003
Windham, David, LB, Jackson State	1987
Wingate, Heath, C, Bowling Green	1967
Winstlow, Doug, WR, Drake	1976-77
Witucki, Casimir, G, Indiana	1950-51, 1953-56
Wonsley, Otis, RB, Alcorn State	1981-85
Woodberry, Dennis, CB, S. Arkansas	1987-88
Woodruff, Lee, FB, Mississippi	1932
Woods, Tony, DE, Pittsburgh	1994-96
Woodward, Dick, C, Iowa	1952
Wooten, John, G, Colorado	1968
Wooten, Mike, C, VMI	1987
Wright, Steve, T, Alabama	1970
Wright, Toby, CB	1999
Wright, Ted, B, North Texas State	1934-35
Wuerffel, Danny, QB, Florida	2002
Wulf, Jim, B, Michigan State	1960-61
Wyant, Fred, QB, West Virginia	1956
Wyche, Sam, QB, Furman	1971-73
Wycheck, Frank, TE-FB, Maryland	1993-94

Wycoff, Doug, FB, Georgia Tech.....	1934
Wynn, Renaldo, DL, Notre Dame.....	2002-04
Wynne, William, DE, Tennessee State.....	1977
Wysocki, Pete, LB, Western Michigan.....	1975-80

Y

Yarber, Eric, WR, Idaho.....	1986-87
Yehobah-Kodie, Phil, LB, Penn State.....	1995
Yonaker, John, E, Notre Dame.....	1952
Youel, Jim, B, Iowa.....	1946-48
Young, Bill, T, Alabama.....	1937-42, 1946
Young, Roy, T, Texas A&M.....	1938

Young, Wilbur, DE, William Penn.....	1981
Youngblood, Jim, LB, Tennessee Tech.....	1984
Yowarsky, Walt, E, Kentucky.....	1951-54

Z

Zagers, Bert, B, Michigan State.....	1955, 1957-58
Zelenka, Joe, LS, Wake Forest.....	2000
Zellner, Peppi, DE, Fort Valley State.....	2003
Zendejas, Max, K, Arizona.....	1986
Zeno, Joe, G, Holy Cross.....	1942-44
Zorich, Chris, DT, Notre Dame.....	1997
Zimmerman, Roy, B, San Jose State.....	1940-42

All-Time Numbers

0	Osewski, John, B.....	1958-60
----------	-----------------------	---------

00	Bagarus, Steve, HB.....	1945-46
-----------	-------------------------	---------

1	Roby, Reggie, P.....	1993-94
	Turk, Matt, P.....	1995-99
	Bentley, Scott, K.....	2000

2	Weil, Jack, P.....	1987
	Mojisjeenko, Ralf, P.....	1989-90
	Goodburn, Kelly, P.....	1990-93
	Murray, Eddie, K.....	1995, 2000

3	Guglielmi, Ralph, QB.....	1955-60
	Gogolak, Charlie, K.....	1966-68
	Moseley, Mark, K.....	1974-86
	George, Jeff, QB.....	2000-01

4	Bragg, Mike, P.....	1968-79
	Atkinson, Jess, K.....	1986-87
	Heppner, Kris, K.....	2000
	Husted, Michael, K.....	2000
	Barker, Bryan, P.....	2001-03
	Hasselbeck, Tim, QB.....	2004

5	Knight, Curt, K.....	1969-73
	Hayes, Jeff, P.....	1982-85
	Anri, Obed.....	1987
	Shuler, Heath, QB.....	1994-96
	Conway, Brett, K.....	1998-02
	Chandler, Jelf, K.....	2004

6	Haji-Sheikh, Ali, K.....	1987
	Kenney, Bill, QB.....	1989
	Akers, David, K.....	1998-99
	Barnhardt, Tommy, P (also wore 14).....	2000
	Matthews, Shane, QB.....	2002
	Kimin, Ola, K.....	2004

7	Theismann, Joe, QB.....	1974-85
----------	-------------------------	---------

8	Holly, Bob, QB.....	1982-83
	Lohmiller, Chip, K.....	1988-94
	Husak, Todd, QB.....	2000
	Garcia, Jose, K.....	2002

Hasselbeck, Tim, QB.....	2003
Brunell, Mark, QB.....	2004

9	Jurgensen, Sonny, QB.....	1964-74
----------	---------------------------	---------

10	Bukich, Rudy, QB.....	1957-58
	Day, Eagle, QB (also wore 19).....	1959-60
	Connell, Mike, P.....	1980-81
	Schroeder, Jay, QB.....	1984-85
	Rugledge, Jeff, QB.....	1990-92
	Green, Trent, QB.....	1995-98
	Graham, Kent, QB.....	2001
	Jarrett, Craig, K.....	2002
	Hall, John, K.....	2003-04

11	Pinckert, Ernie, FB.....	1937-40
	Hare, Cecil, FB.....	1941-42, 45
	Florentino, Al, G.....	1943-44
	Jones, Harvey, DB.....	1947
	Wyant, Fred, QB.....	1956
	Ninowski, Jim, QB.....	1967-68
	McQuilken, Kim, QB.....	1978-80
	Pypien, Mark, QB.....	1987-93
	Weldon, Casey, QB.....	1999
	Ramsey, Patrick, QB.....	2002-04

12	Britt, Eddie, FB.....	1937
	Morgan, Boyd, HB.....	1939-40
	Goodyear, John, HB.....	1942
	Pymkus, Lou, T.....	1943
	Fuller, Larry, HB.....	1944-45
	Shoener, Herb, E, (also wore 84).....	1948-49
	Gilmer, Harry, QB.....	1948-42, 54
	Ferris, Neil, DB.....	1951-52
	Johnson, Randy, QB.....	1975-76
	Mortensen, Fred, QB.....	1979
	Flick, Tom, QB.....	1981
	Laufenberg, Babe, QB (also wore 16).....	1983-85
	Cox, Steve, P.....	1985
	Conklin, Cary, QB.....	1990-93
	Frerotte, Gus, QB.....	1994-98
	Banks, Tony, QB.....	2001
	Hamdan, Gibran, QB.....	2003

13	Justice, Ed, HB.....	1937-42
	Johnson, Larry, C.....	1944
	Monaco, Ray, G.....	1944
	Ryan, Frank, QB.....	1969-70
	Scott, Jake, S.....	1976-78
	Jacke, Chris, K.....	1997
	Thompson, Darius, WR (also wore 88).....	2000

14

Manton, Tillie, FB.....	1938
Kreuger, Al, HB.....	1941-42
Piasecky, Al, E.....	1943-45
Miller, Tom, E.....	1945
Farmer, Tom, HB.....	1947-48
Cox, Billy, B (also wore 40).....	1951-52, 55
LeBaron, Eddie, QB.....	1952-53, 55-59
Shiner, Dick, QB.....	1964-66
Zendejas, Max, K.....	1986
Barnhardt, Tommy, P.....	1988
Blanchard, Cary, K.....	1998
Johnson, Brad, QB.....	1999-00
Tuthill, James, K.....	2002

15

Barber, Jim, T.....	1937-41
Watts, George, T.....	1942
Sneddon, Bob, HB.....	1944
Couppée, Al, G.....	1946
Hollar, John, RB.....	1948-49
Papit, John, B (also wore 25).....	1951-53
Izo, George, QB.....	1961-64
Kruczek, Mike, QB.....	1980
Rae, Mike, QB.....	1981
Robinson, Tony, QB.....	1987
Archer, Dave, QB.....	1988
Coleman, Greg, P.....	1988
Hostetter, Jeff, QB.....	1997

16

Slivinski, Steve, G.....	1939-43
Sharp, Everett, T.....	1944-45
Steber, John, G.....	1946-50
Dorow, Al, QB.....	1954-56
Snead, Norm, QB.....	1961-63
Began, Gary, QB.....	1968-69
Petitbon, Richie, S.....	1971-72
Laugenberg, Babe, QB (also wore 12).....	1983-85
Ribbert, Ed, QB.....	1987
Humphries, Stan, QB.....	1989-91
Ganon, Rich, QB.....	1993
Query, Jeff, WR.....	1995
Blanton, Scott, K.....	1996-98
Peete, Rodney, QB.....	1999

17

Edwards, Turk, T.....	1937-39
Davis, Fred, T.....	1941-42, 45
Reynolds, Mack, QB.....	1960
Hall, Galen, QB.....	1962
Theofilides, Harry, QB.....	1968
Kilmer, Billy, QB.....	1971-78
Owen, Tom, QB.....	1982
Hart, Jim, QB.....	1984
Batkowski, Steve, QB.....	1985
Williams, Doug, QB.....	1986-89
Friesz, John, QB.....	1994
Wueffel, Danny, QB.....	2002

18

Michaels, Ed, G.....	1937
Bartos, Hank, G.....	1938
Ericksen, Carl, C.....	1938-39
Titchenal, Bob, C.....	1940-42
Hayden, Ken, C.....	1943
Akins, Frank, FB.....	1943-46
Marcus, Pete, E.....	1944
Duckworth, Joe, E.....	1947
Macioszczyk, Art, B.....	1948
Berrang, Ed, E.....	1949-52
Scarbath, Jack, QB.....	1953-54
Wyche, Sam, QB.....	1971-73

19

Malone, Charley, E.....	1937-40
-------------------------	---------

Aguirre, Joe, E.....	1941, 43-45
Pebbles, Jim, E.....	1946-49, 51
Day, Eagle, QB (also wore 10).....	1959-60
Pierce, Dan, RB.....	1970
Shedd, Kenny, WR.....	2000
Tupa, Tom, P.....	2004

20

Battles, Cliff, RB.....	1937
Karamatic, George, HB.....	1938
Seymour, Bob, HB.....	1940-45
Sandifer, Dan, HB.....	1948-49
Thomas, George, B.....	1950-51
Rykovich, Jules, B.....	1952-53
Rosso, George, B.....	1954
Norris, Hal, B.....	1955-56
Nix, Doyle, HB.....	1958-59
Veréb, Ed, RB.....	1960
Freeman, Bob, HB.....	1962
Budd, Frank, WR.....	1963
Mazurek, Fred, B.....	1965-66
Allen, Gerry, B.....	1967-69
Mason, Tommy, RB.....	1971-72
Stone, Ken, S.....	1973-75
Lavender, Joe, CB.....	1976-82
Morton, Michael, RB.....	1985
Welch, Herb, DB.....	1989
Mays, Alvoid, CB.....	1990-94
Logan, Marc, FB.....	1995-97
Hicks, Skip, RB.....	1998-00
Bates, Michael, KR.....	2001
Morton, Chad, RB/KR.....	2003-04

21

Olsson, Swede, G.....	1937-38
Farman, Dick, G.....	1939-43
Walton, Frank, G.....	1944-45
Ward, Bill, C.....	1946-47
Deeks, Don, T.....	1947
Goode, Rob, B (also wore 39).....	1949-51, 54-55
Barni, Roy, B.....	1955-56
Sommer, Mike, B (also wore 27).....	1958
Glick, Gary, B.....	1959-61
Schick, Doyle, LB.....	1961
Carr, Jim, LB.....	1965-65
Mingo, Gene, K.....	1967
Harold, George, B.....	1968
Brown, Tom, DB.....	1969
Jones, Larry, WR.....	1974-77
Nelms, Mike, KR.....	1980-84
Jessie, Tim, RB.....	1987
Byner, Earnest, RB.....	1989-93
Boykin, Todd, CB.....	1994
Allen, Terry, RB.....	1995-98
McMillian, Mark, CB.....	1999
Sanders, Deion, CB.....	2000
Smoot, Fred, CB.....	2001-04

22

Bond, Chuck, T.....	1937-38
Zimmerman, Roy, HB.....	1940-42
Turley, Doug, E.....	1944-48
Dowda, Harry, B (also wore 44).....	1949-53
Justice, Charlie, B.....	1950, 52-54
Crotty, Jim, B.....	1960-61
Jackson, Leroy, HB.....	1962-63
Lewis, Dan, RB.....	1965
Jackson, T.J. WR.....	1967
Harris, Jim, DB.....	1970
Taylor, Roosevelt, DB.....	1972
Thomas, Mike, RB.....	1975-78
Hardeman, Buddy, RB.....	1979-80
Jordan, Curtis, S (also wore 25).....	1981-86
Burmeister, Danny, DB.....	1987
Morris, Jamie, RB.....	1988-89
Bowles, Todd, S (also wore 23).....	1986-90, 92-93
Thomas, Johnny, CB (also wore 41).....	1988-90, 92-94

Wycheck, Frank, TE (also wore 36)	1993-94
Sutton, Eric, S	1996
Williams, Jamel, S	1997-98
Murrell, Adrian, RB	2000
Serwanga, Kato, DB	2001-02
McCullough, Sultan, RB	2003
Dennis, Pat, S	2004

23

Invin, Don, FB	1937-40
Bifem, Keith, HB	1939
Madarik, Elmer, DB	1948
Haynes, Hall, B	1950-55
Crabb, Claude, CB	1962-63
Hunter, Bill, DB	1965
Owens, Brig, DB	1966-77
Peters, Tony, SS	1979-82, 84-85
Bowles, Todd, S (also wore 22)	1986-90, 92-93
Savage, Sebastian, CB	1995
Bailey, Robert, CB	1995
Barnes, Tomur, CB	1996
Stevens, Matt, S	1998-2000
Carter, Kijana, RB	2001
Branch, Bruce, KR	2002
Jimoh, Ade, DB	2003-04

24

Turner, Jay, HB	1938-39
Livingston, Howie, HB	1948-50
Heath, Leon, B (also wore 32)	1951-53
Kincaid, Blackie, DB	1954
Podoley, Jim, HB	1957-60
Sample, Johnny, DB	1963-65
Rector, Ron, RB	1966
Larson, Pete, RB	1967-68
Wade, Bob, DB	1969
Malinchak, Bill, WR	1970-74, 76
Thomas, Spencer, S	1975
Parrish, Lemar, CB	1978-81
Washington, Joe, RB (also wore 25)	1981-84
Washington, Anthony, CB	1983-84
Bryant, Kelvin, RB	1986-88, 90
Harry, Carl, WR	1989, 92
Eilers, Pat, CB (also wore 25)	1992-94
Richard, Stanley, S	1995-98
Bailey, Champ, CB	1999-03
Springs, Shawn, CB	2004

25

Krause, Max, FB	1937-40
Dow, Ken, FB	1941
Poillon, Dick, B	1942, 46-69
Seno, Frank, HB	1943-44
Doolan, John, HB	1945
Brown, Hardy, B	1950
Papit, John, B (also wore 15)	1951-53
Adduci, Nick, B (also wore 44)	1954-55
Runnels, Tom, B	1956-57
Lynch, Dick, B	1958
McCabe, Dick, B	1959
Krakoski, Joe, B	1961
Atkins, Pervis, HB	1964
Whitfield, A.D., RB	1966-68
Hull, Mike, RB	1971-74
Brown, Eddie, S	1975-77
Malone, Benny, RB	1978-79
Jordan, Curtis, S (also wore 22)	1981-86
Washington, Joe, RB (also wore 24)	1981-84
Etherly, Dave, DB	1987
Oliphant, Mike, RB	1988
Dupard, Fleggie, RB	1989-90
Washington, Mickey, CB	1992
Eilers, Pat, S (also wore 24)	1992-94
Carler, Tom, CB	1993-96
Denton, Tim, CB	1998-99
Greer, Donovan	2001
Bauman, Rashad, DB	2002-03
Clark, Ryan, CB	2004

26

Carroll, Vic, C/G	1937-42
Foltz, Vernon, C	1944
Lolotai, Al, T	1945
Ruthstrom, Ralph, LB	1947
Castiglia, Jim, B	1947-48
Cochran, Tom, B	1949
Spaniel, Frank, B	1950
Salem, Ed, B	1951
Davis, Andy, B	1953
Shula, Don, DB	1957
Stits, Bill, DB	1959
Krause, Paul, DB	1964-67
Brunet, Bob, RB	1968, 70-77
Harris, Don, S	1978-79
Metcall, Terry, RB	1981
Evans, Reggie, RB	1983
Smith, Ricky, CB	1984
Badjanek, Rick, RB	1986
Wilson, Wayne, RB	1987
McEwen, Craig, TE	1987-88
Davis, Wayne, CB	1989-90
Copeland, Danny, S	1991-93
Grant, Alan, CB	1994
Oliver, Muhammad, CB	1995
Dishman, Cris, CB	1997-98
Buckley, Curtis, CB	1999
Drakeford, Tyrone, CB	2000
Ohalele, Heanyi, S	2001-03
Portis, Clinton, RB	2004

27

Parks, Mickey, C	1938-40
Stuart, Jim, T	1941
Zeno, Joe, G	1942-44
Audet, Earl, T	1945
Bartos, Joe, B	1950
Ferris, Neil, DB	1951-52
Menasco, Don, DB	1954
DeCarlo, Art, B	1956-57
Walters, Les, DB	1958
Sommer, Mike, B	1959, 61
Love, John, WR	1967
Houston, Ken, S	1973-80
Edwards, Brad, S	1990-93
Taylor, Keith, S (also wore 29)	1994-96
Evans, Greg, S	1998
Paul, Tito, CB	1999
Carrier, Mark, FS	2000
McClellon, Central, DB	2001
Franz, Todd, DB	2002
Harris, Walt, CB	2004

28

Peterson, Nels, E	1937
Masterson, Bob, E	1938-43
Schilling, Ralph, DE	1946
Taylor, Hugh, E (also wore 84)	1947-54
Scudero, Joe, B	1954-58
Rzempoluch, Ted, DB	1963
Clay, Ozzie, HB	1964
Smith, Dick, DB	1967-68
Henderson, Jon, WR	1970
Haymond, Alvin, DB	1972
Mul-Key, Herb, RB	1972-74
Bryant, Trent, CB	1981
Crissy, Cris, WR	1981
Green, Darrell, CB	1983-02

29

Karcher, Jim, G	1937-39
Andrako, Steve, C	1940-41
DeCorevart, Bill, HB	1945
Britt, Oscar, G	1946
Wilde, George, HB	1947
Hartley, Howard, B	1948
Dwyer, Jack, B	1951



Barry, Paul, B.....	1953
Zagers, Bert, B.....	1955, 57-58
Vactor, Td, CB.....	1969-74
Murphy, Mark, S.....	1977-84
Branch, Reggie, RB (also wore 30).....	1985-89
Gulledge, David, S.....	1992
Taylor, Keith, S (also wore 27).....	1994-96
Turner, Scott, CB.....	1995-97
Shade, Sam, S.....	1999-02
Franz, Todd, S.....	2003-04

30

Howell, Millard, B.....	1937
Filchok, Frank, QB.....	1938-41, 44-45
Juzwik, Steve, HB.....	1942
Dunn, Coye, HB.....	1943
Youel, Jim, QB.....	1946-48
Sutton, Ed, B.....	1957-59
Cunningham, Jim, FB.....	1961-63
Briggs, Bob, B.....	1965
Jordan, Jeff, RB.....	1971-72
Salter, Bryant, S.....	1974-75
Kiick, Jim, RB.....	1977
Forte, Ike, RB.....	1978-80
Giaquinto, Nick, RB.....	1981-83
Moore, Jeff, RB.....	1984
Branch, Reggie, RB (also wore 29).....	1985-89
Garner, Dwight, RB.....	1986
Holman, Walter, RB.....	1987
Mickleless, Joe, RB.....	1989
Mitchell, Brian, RB.....	1990-99
Canidate, Trung, RB.....	2003

31

Johnston, Jimmy, HB.....	1939-40
Clair, Frank, E.....	1941
Weldon, Larry, QB.....	1944-45
Ehrhardt, Clyde, C.....	1949
Bosseler, Don, FB.....	1957-64
Kantor, Joe, B.....	1966
Harroway, Charley, FB.....	1969-73
Evans, Charlie, RB.....	1974
Jenkins, Ken, RB.....	1985
Vaughn, Clarence, S.....	1987-91
Clifton, Gregory, WR.....	1993
Pounds, Darryl, CB.....	1995-99
Terrell, David, CB.....	2000-03
Simon, John, RB (IR).....	2004

32

McChesney, Bob, E.....	1937-43
Cafego, George, HB.....	1943
Rosato, Sal, FB.....	1945-47
Stout, Pete, B.....	1949-50
Heath, Leon, FB (also wore 24).....	1951-53
Elter, Leo, B.....	1955-57
Wulff, Jim, B.....	1960-61
Barnes, Billy Ray, RB.....	1962-63
Clay, Billy, DB.....	1966
McDonald, Ray, RB.....	1967-68
Dyer, Henry, RB.....	1969-70
Pardue, Jack, LB.....	1971-72
Curtis, Mike, LB.....	1977-78
Dean, Vernon, CB.....	1982-87
McEwen, Craig, TE.....	1987-88
Wildner, James, RB.....	1990
Erwins, Ricky, RB.....	1991-94
Thibodeaux, Keith, CB.....	1997
Wright, Toby, CB.....	1999
Dukes, Chad, RB.....	2000
Bennett, Donnell, FB.....	2001
Watson, Kenny, RB.....	2002

33

Baugh, Sammy, QB.....	1937-52
-----------------------	---------

34

Hartman, Bill, HB.....	1938
German, Jimmy, QB.....	1939
Sanford, Haywood, E.....	1940
Micka, Mike, FB.....	1944
Gaffney, Jim, B.....	1946
Quirk, Ed, FB.....	1948-51
Cloud, John, B.....	1952-53
Smith, Jim, DB.....	1968
Green, Tony, RB.....	1978
Hammond, Bobby, RB.....	1979-80
Williams, Kevin, CB.....	1985, 88
Davis, Brian, CB.....	1987-90
Kimble, Garry, DB.....	1987
Hoage, Terry, S.....	1991
Bayless, Martin, S.....	1994
Kitts, Jim, FB.....	1998
Symonette, Josh, S.....	2000
Metcalf, Eric, PR/RB.....	2001
Lott, Andre, S.....	2002-04

35

Smith, Riley, QB.....	1937-38
Moore, Wilbur, HB.....	1939-46
Dudley, Bill, B.....	1950-51, 53
Casares, Rick, RB.....	1965
Looney, Joe Don, RB.....	1966-67
Hill, Calvin, RB.....	1976-77
Deloplaine, Jack, RB.....	1978
Perrin, Lonnie, RB.....	1979
Claitt, Rickey, RB.....	1980-81
Griffin, Keith, RB.....	1984-85
Mayhew, Martin, CB.....	1989-92
Evans, Leomont, CB.....	1996-99
Jospeh, Ricot, DB.....	2002
Doering, Jason, S.....	2004

36

Wilkin, Willie, T.....	1939-43
Harris, Henry, T.....	1947-48
Drazenovich, Chuck, LB.....	1950-59
Hatcher, Ron, RB.....	1962
Tracy, Tom, RB.....	1963-64
Barrington, Tom, RB.....	1966
Nelson, Ralph, RB.....	1975
Moss, Eddie, RB.....	1977
Smith, Timmy, RB.....	1987-88
Cofer, Joe, DB.....	1987
Wycheck, Frank, TE (also wore 22).....	1993-94
Bell, William, FB.....	1994-96
Maston, Le'Shai, FB.....	1998
Taylor, Sean, S.....	2004

37

Young, Bill, T.....	1937-42
Pasqua, Joe, T.....	1943
Watson, Jim, C.....	1945
Tereshinski, Joe, E.....	1947-54
Lockett, J.W., FB.....	1964
Fischer, Pat, DB.....	1968-77
Cherry, Raphael, S.....	1985
Williams, Kevin, CB.....	1985-88
Curtis, Travis, CB.....	1988, 91
Piggs, Gerald, RB.....	1989-91
Morrison, Darryl, S (also wore 38).....	1993-96
Smith, Cedric, FB.....	1994-95
Washington, James, S.....	1996
Campbell, Jesse, S.....	1997-98
Centers, Larry, FB.....	1999-00

38

Smith, Ben, E.....	1937
Bradley, Hal, E.....	1938
Fisher, Bob, T.....	1940
Aldrich, Ki, C.....	1942

Jenkins, Jacque, FB	1943-46
Conkright, Bill, C	1943
Dye, Les, E	1944-45
Goodnight, Clyde, DB	1949-50
Martin, Jim, K	1964
Saetborg, John, K	1965
Casares, Rick, RB	1965
Willis, Larry, S	1973
Smith, Larry, RB	1974
Harmon, Clarence, RB	1977-82
Rogers, George, RB	1985-87
Reaves, Willard, RB	1989
Morrison, Darryl, S (also wore 37)	1993-96
Frisch, David, TE	1997
Gillespie, Robert, RB	2002

39

Kawal, Ed, C	1937
Stralka, Clem, C	1938-42, 45-46
Hanna, Zip, G	1945
Buksar, George, B	1951-52
Sykes, Bob, B	1952
Goode, Rob, RB (also wore 21)	1949-51, 54-55
Francis, Dave, B	1963
Hughley, George, B	1965
Wonsley, Otis, RB	1981-85
Lane, Skip, S	1987
Green, Robert, RB	1992
Rush, Tyrone, RB	1994

40

Millner, Wayne, E	1937-41, 45
Kovatch, John, E	1942-46
Ribar, Frank, G	1943
Cox, Billy, B (also wore 14)	1951-52, 55
Lowe, Gary, B	1956-57
Horner, Sam, DB	1960-61
Sanders, Lonnie, DB	1963-67
Martin, Aaron, DB	1968
Kopyay, Dave, RB	1969-70
Nock, George, RB	1972
Hyatt, Fred, WR	1973
Cunningham, Doug, RB	1974
Anderson, Bob, RB	1975
Hall, Windlan, S	1977
Jackson, Wilbur, RB	1980-82
Smith, Jimmy, RB	1984
Kane, Rick, RB	1984
Walton, Alvin, S	1986-91
Brooks, Reggie, RB	1993-95
Cartwright, Rock, FB	2002-04

41

Krause, Fred, C	1938
Todd, Dick, RB	1939-42, 45-48
Stasica, Leo, HB	1943
Wells, Billy, B	1954, 56-57
Watson, Sid, B	1958
Hudson, Bob, LB	1959
Steffen, Jim, DB	1961-65
Bass, Mike, CB	1969-75
Carpenter, Brian, CB	1983-84
Morrison, Tim, CB	1986-87
Woodberry, Dennis, DB	1987-88
Thomas, Johnny, CB (also wore 22)	1988-90, 92-94
Mandeville, Chris, DB	1989
Critchfield, Buddy, CB	1998
Harrison, Lloyd, CB	2000
Bowen, Matt, S	2003-04

42

Tuckey, Dick, FB	1938
Hare, Ray, QB	1940-43
North, Jim, T	1944
Adams, John, T	1945-49
Sebek, Nick, QB	1950

Alban, Dick, B	1952-55
Planutis, Jerry, B	1956
Anderson, Bill, E	1958-63
Taylor, Charley, RB-WR	1964-77

43

Kahn, Eddie, G	1937
Bond, Randall, CB	1938
Cifers, Ed, T	1941-42, 46
Campofreda, Nick, C	1944
Barber, Ernie, C	1945
Szalarny, Len, T	1949
Williams, John, B	1952-53
Janowicz, Vic, B	1954-55
Haley, Dick, B	1959-60
Kerr, Jim, DB	1961-62
Walters, Tom, DB	1964-67
Brown, Larry, RB	1969-76

44

Farkas, Andy, FB	1938-44
Ananis, Vito, B	1945
Condit, Merle, HB	1945
Garzoni, Mike, B	1947
Roussos, Mike, T	1948-49
Dowda, Harry, B (also wore 22)	1949-53
Adduci, Nick, B (also wore 25)	1954-55
Thurlow, Steve, RB	1966-68
Severson, Jeff, DB	1972
Denson, Moses, RB	1974-75
Riggins, John, RB	1976-79, 81-85

45

Russell, Bo, T	1939-40
Hoffman, Bob, QB	1940-41
Beinor, Ed, T	1942
Lapka, Ted, E	1943-44, 46
McKee, Paul, E	1947-48
Stovall, Dick, C	1949
Baker, Sam, K (also wore 49)	1953, 56-59
Felton, Ralph, B	1954-60
Duncan, Leslie, DB	1971-73
Williams, Gerard, DB	1976-78
White, Jeris, CB	1980-82
Wilburn, Barry, CB	1985-89
Johnson, Sidney, CB	1990-92
Walker, Brian, S	1996
Sellers, Mike, TE	1998-00, 2004
Royal, Robert, TE (IR)	2002
Simon, John, RB	2003

46

Young, Roy, T	1938
Spirida, John, E	1939
Barta, Jack, B	1941
Gentry, Lee, HB	1941
Gilston, Joe, E	1943
Natowich, Andy, HB	1944
Bedore, Tom, C	1944
Ungerer, Joe, T	1944-45
Steen, Paul, T	1946
Sommer, Jack, C	1947
Doll, Don, DB	1953
Atkeson, Dale, B	1954-56
Hackbart, Dale, DB	1961-63
Harris, Rickie, DB	1965-70
Grant, Frank, WR	1973-78
McDaniel, LeCharis, CB	1981-82
Sanders, Ricky, WR (also wore 83)	1986-93
Mitchell, Mike, CB	1987
Woodberry, Dennis, CB	1987-88
Betts, Ladell, RB	2002-04

47

Smith, George, C	1937, 41-43
Keenan, Jack, T	1944-45
Williamson, Ernie, T	1947
Bulkus, Carl, T	1947



Niemi, Laurie, T	1949-53
James, Dick, B	1959-63
Shoter, Jim, DB	1964-67
Roberts, Walter, WR	1969-70
Thomas, Duane, RB	1973-74
Waddy, Ray, CB	1979-80
Williams, Greg, FS	1982-85
Thomas, Johnny, CB (also wore 22, 41)	1988-90, 92-94
Bowie, Larry, FB	1996-99
Johnson, Bryan, FB	2000-03
Cooley, Chris, HB	2004

48

Whited, Marvin, G	1942-45
Leon, Tony, G	1943
Pressley, Leo, C	1945
Edwards, Weldon, T	1948
Hendren, Bob, T	1949-51
Hecker, Norb, DB	1955-57
Scottie, Ben, Db	1959-61
Elmore, Doug, B	1972
Cola, Angelo, WR	1964-65
Burrell, John, WR	1966-67
Jaqua, Jon, CB	1970-72
Coffey, Ken S	1983-85
Gage, Steve, S	1987-88
Curtis, Travis, CB (also wore 37)	1988, 91
Whisenhunt, Ken, TE	1990
Davis, Stephen, RB	1996-02
Ware, Kevin, TE	2003

49

Meade, Jim, HB	1939-40
Koniszewski, Joh, T	1945-46, 48
Sanchez, John, T	1947-49
Venuto, Sam, B	1952
Baker, Sam, P (also wore 45)	1953, 56-59
Monachino, Jim, B	1955
Brewer, Billy, B	1960
Mitchell, Bobby, RB	1962-68
Stephens, Leonard, TE	2002

50

Nussbaumer, Bob, E	1947-48
Ulinski, Harry, C (also wore 56)	1950-51, 53-56
Hageman, Fred, C	1961-64
Adams, Willie, LB	1965-66
Baughan, Maxie, LB	1971-74
Wysocki, Pete, LB	1975-80
Kubin, Larry, LB	1982-84
Caldwell, Ravin, LB	1987-92
Kimmel, Jon, LB	1987
Rose, Carlton, LB	1987
Myslinski, Tom, G	1992
Raab, Marc, C	1993
Brownlow, Darrick, LB	1995-96
Smith, Derek M., LB	1997-00
Jones, Robert, LB	2001
Moore, Larry, C	2002-03
Campbell, Khary, LB	2004

51

Shugart, Clyde, G	1939-43
Merkle, Ed, G	1944
Lennon, Reid, G	1945
Boensch, Fred, G	1947-48
Momson, Tony, C	1952
Schrader, Jim, C	1954, 56-61
Kelley, Gordon, LB	1962-63
Reger, John, LB	1964-66
Williams, Sid, LB	1967
Didon, John, LB	1969
Grant, Bob, LB	1971
Ryzczek, Dan, C	1973-75
Harris, Joe, LB	1977
Coleman, Monte, LB	1979-94
Ponds, Antwaune, LB	1998
Francis, James, LB	1999
Fischer, Mark, C (also wore 60)	2000-01

Jones, Rod, G, (IF)	2002
Smith, Clifton, LB	2003
Barnes, Brandon, LB	2004

52

Gilmer, Harry, QB (also wore 12)	1948-52, 54
Allen, John, C	1955-58
Butsko, Harry, LB	1963
Morgan, Mike, LB	1968
Hamlin, Gene, C	1970
Pergine, John, LB	1973-75
Olkewicz, Neal, LB	1979-89
Elliott, Matt, C	1992
Raymer, Cory, C	1995-01, 2004
Marshall, Lemar, LB	2002-03

53

Deal, Rultus, FB	1942
Smith, Jack, E	1943
Ucovich, Mitch, T	1944
DeMao, Al, C	1945-53
Torgeson, Torgy, LB	1955-57
Roethneit, Bill, LB	1960
Pellegrini, Bob, LB	1962-65
Jackson, Steve, LB	1966-67
McLinton, Harold, LB	1969-78
Bostic, Jeff, C	1980-93
Patton, Marcus, LB	1995-97
Mason, Eddie, LB	1999-00, 2002
Green, Donny, LB	2001
Clemons, Chris, LB	2003
Washington, Marcus, LB	2004

54

Corbett, Don, C	1948
Cudzik, Walt, C	1954
Fulcher, Bill, LB	1956-58
Croftcheck, Don, G	1965-66
Roussel, Tom, LB	1968-70
Kuziel, Bob, C	1975-80
Turner, Kevin, LB	1981
Cronan, Peter, LB	1981-85
Krakoski, Joe, LB	1986
Gouveia, Kurt, LB	1987-94
Cowme, Joh, C	1987
Catanho, Al, LB	1996
Jones, Greg, LB	1997-00
Brandt, David, G	2001
Trotter, Jeremiah, LB	2002-03

55

Aldrich, K, C	1941-43, 45-46
Crisler, Harold, E	1948-49
Ricca, Jim, C	1951-54
Miller, Allen, LB	1962-63
Hamburger, Chris, LB	1965-78
Kaufman, Mel, LB	1981-88
Collins, Andre, LB	1990-94
Uhlenhake, Jeff, C	1996-97
Hamilton, Malcolm, LB (also wore 58)	1998-99
Strickland, Fred, LB	1999
Mitchell, Kevin, LB	2000-03
Barrow, Mike, LB (IF)	2004

56

Avery, Don, T	1946-47
Ulinski, Harry, C (also wore 50)	1950-51, 53-56
Woodward, Dick, C	1952
Brueckman, Charley, C	1958
Kuchta, Frank, C	1959
Beatty, Ed, C	1961
Haus, Len, C	1964-77
Peiffer, Dan, C	1980
Lowry, Quentin, LB	1981-83
Junkin, Trey, LB	1984
Daniels, Calvin, LB	1986
Coyle, Eric, C	1987-88
Bonner, Brian, LB	1989

Myslinski, Tom, G (also wore 50)	1992
Hamilton, Rick, LB	1993-94
Anderson, Erick, LB	1994-95
Fox, Dion, LB	1995
Burnett, Chester, LB	1996
Arrington, LaVar, LB	2000-04

57

Stacco, Ed, T	1948
Badaczewski, John, G	1949-51
Khayat, Ed, DT (also wore 79)	1962-63
Crossan, Dave, C	1965-69
O'Dell, Stu, LB	1974-76
Milot, Rich, LB	1979-87
Copeland, Anthony, LB	1987
Graham, Don, LB	1989
Kirk, Randy, LB	1990
Millen, Matt, LB	1991
Bingham, Guy, C	1992-93
Harvey, Ken, LB	1994-98
Leeuwenburg, Jay, G	2000
Curry, Donte, LB	2001
Grant, Orantes, LB	2002-03
Clemons, Chris, LB	2004

58

Nobile, Leo, C	1947
Katshen, Mike, T	1948-49
Burman, George, C/G	1971
Varty, Mike, LB	1973
Hover, Don, LB	1978-79
Weaver, Charlie, LB	1981
Anderson, Stuart, LB	1982-85
Burks, Shawn, LB	1986
Jones, David, C	1987
Windham, David, LB	1987
Marshall, Wilber, LB	1988-92
Banks, Carl, LB	1993
Alexander, Patrice, LB	1996-98
Givens, Reggie, LB	2000
Pierce, Antonio, LB	2001-04

59

Carroll, Jim, LB (also wore 60)	1966-68
Dusek, Brad, LB	1974-81
Youngblood, Jim, LB	1984
Keating, Chris, LB	1985
Snipes, Angelo, LB	1986
Paline, Jeff, LB	1986
Hitchcock, Ray, C	1987
Wilson, Eric, LB	1987
Scully, Mike, C	1988
Harbour, Dave, C	1988-89
Brantley, John, LB	1992-93
Sedoris, Chris, C	1996
Barber, Shawn, LB	1998-01
Brown, Wilbert, OL	2002

60

Jaffurs, John, G	1946
Gray, Bill, G	1947-48
Sobolenski, Joe, G	1949
Brown, Budy, G	1951-52
Berschet, Buddy, G	1951-52
Stanfel, Dick, G	1956-58
Khayat, Bob, G	1960, 62-63
Carroll, Jim, LB (also wore 59)	1966-68
Wilbur, John, G	1971-73
Anderson, Gary, G	1980
Simmons, Roy, G	1983
Turner, J.T., G	1984
McQuaid, Dan, T	1985
Wooten, Mike, C	1987
Stokes, Fred, DE	1989-92
Huntington, Greg, T	1993
Fischer, Mark, C	1993-99
Samuels, Chris, T	2000-04

61

DeFruiter, Bob, DB	1945-47
Pepper, Gene, G	1950-53
O'Brien, Fran, T	1960-66
Avery, Jim, E	1966
Bandy, Don, G	1967-68
Johnson, Dennis, DT	1974-77
Jones, Melvin, G	1981
Huff, Ken, G	1983-85
Kehr, Rick, G	1987-88
Scissum, Willard, G	1987
Adickes, Mark, G	1990-91
Smith, Vernice, G	1993-95
Batiste, Michael, G	1998

62

Wtucki, Casimir, G (also wore 63)	1950-51, 53-56
Boll, Don, T	1953-59
Nisby, John, G	1962-64
Dess, Darrell, G	1965-66
Schoenke, Ray, G	1966-75
Nugent, Dan, G	1976-78, 80
Laster, Don, T	1982
Towns, Morris, T	1984
Pettey, Phil, G	1987
Tamm, Ralph, G (also wore 64)	1991
Moore, Darryl, G	1992-93
Coleman, Ben, G	2001

63

Siegert, Herb, G	1949-51
Wtucki, Casimir, C (also wore 62)	1950-51, 53-56
Karas, Emil, LB	1959
Breedlove, Rod, LB	1960-64
Johnson, Mitch, T (also wore 64)	1966-68, 72
Breeding, Ed, LB	1967-68
Duich, Steve, G	1969
Dean, Fred, G	1978-82
Kimball, Bruce, G (also wore 67)	1983-84
McKenzie, Raleigh, C/G	1985-94
Gesek, John, C (also wore 75)	1994-95
Sims, Keith, G	1998-00
Bedell, Brad, OL (IA-4)	2003
Wilson, Mark, OL	2004

64

Marciniak, Ron, C	1955
Fulcher, Bill, G	1956
Johnson, Mitch, T (also wore 63)	1966-68, 72
Sistrunk, Manny, DT	1970-75
Saul, Ron, G	1976-81
Hamilton, Steve, DE	1985
Tamm, Ralph, G (also wore 62)	1991
Elewonibi, Mo, T	1990-93
Matich, Trevor, C	1994-96
Heck, Andy, T	1999-00
Loverne, David, G	2002
Friedman, Lennie, OL	2003-04

65

Clark, Jim, G	1952-53
Houston, Walt, G	1955
Promuto, Vince, G	1960-70
Sturt, Fred, G	1974
Butz, Dave, DT	1975-88

66

Norman, Jim, T	1955
Voytek, Ed, G	1957-58
Whitlow, Bob, C	1960-61
Kammerer, Carl, DE	1963-69
Pottios, Myron, LB	1971-73
Imhof, Martin, DE	1974
Arneson, Jim, G	1975
Fritsch, Ted, C	1976-79
Jacoby, Joe, G/T	1981-93



Turk, Dan, C	1997-99
Moore, Michael, G	2000
Campbell, Matt, G	2001
Stai, Brenden, G	2002
Dockery, Derrick, OL	2003-04

67

Suminski, Dave, G	1953
Stephens, Fred, G	1955-60
Darre, Bernie, G	1961
Cvercko, Andy, G	1963
Reed, Bob, G	1965
Kupp, Jake, G-TE	1966
Wootton, John, G	1968
Grimm, Dan, G	1969
Tillman, Rusty, LB	1970-77
Dubinetz, Greg, G	1979
Kimball, Bruce, G	1983-84
Beasley, Tom, DT	1985
Thompson, Steve, DE	1987
Lathrop, Kit, DE	1987
Waechter, Henry, DE	1987
Brown, Ray, G	1989-90, 92-95
Pourandash, Shar, T	1996-98
Fletcher, Derrick, G	2000
Albright, Ethan, LS (also wore 63)	2002
Terrell, Daryl, OL	2003
Brown, Ray, OL	2004

68

Badgion, Ed, G	1952
Ramsley, Knox, G	1952-53
Sparks, Dva, G	1954
Feagin, G	1963
Banks, Willie, G (also wore 69)	1969-69
Fanucci, Mike, DE	1972
Harlan, Jim, T	1978
Anderson, Gary, G	1980
Grimm, Russ, G	1981-91
Patton, Joe, G/T	1994-98
Hutson, Tony, G	2000
Tucker, Ross, G	2001-02
Winey, Brandon, OL	2003

69

Hansen, Ron, G	1954
Goosby, Tom, G	1966
Banks, Willie, G (also wore 68)	1968-69
Brooks, Perry, DT	1978-84
Thielemann, R.C., G	1985-88
Schlereth, Mark, G	1989-94
Milstead, Rod, G	1998-99
Ellis, Ed, T	2000
Molinaro, Jim, OL	2004

70

Karras, Lou, T	1950-51
Modzelewski, Dick, DT	1953-54
Miller, Fred, T	1955
Sardisco, Tony, G	1956
Lemek, Ray, T	1957-61
Moore, Chuck, G	1962
Huif, Sam, LB	1964-67, 69
Wynn, Will, DE	1977
Marshall, Leonard, DT	1994
Drake, Troy, T	1998
Vickers, Kipp, OL	2002

71

Houghton, Jerry, T	1950
Renfron, Will, T	1957-59
Stynchula, Andy, DT	1960-63
Seals, George, E	1964
Musgrove, Spain, Dt	1967-68
Bosch, Frank, DT (also wore 73)	1968-70
Tyler, Jim, T	1974
Lorch, Karl, DT	1976-81

Peutz, Gary, T	1982
Mann, Charles, DE	1983-93
Lewis, Ron, G	1995
Tanner, Barron, DT	1999
Dotson, Santana, DL, (IR)	2002
Albright, Ethan, LS	2003-04

72

Staton, Jim, DT	1951
Moss, Joe, T	1952
Christensen, Erik, DE	1956
Owens, Don, DT	1957
Weatherall, Jim, DT	1958
Churchwell, Don, T	1959
Rutgens, Joe, DT	1961-69
Hermeling, Terry, T	1970-73, 75-80
Talbert, Diron, DT	1971-80
Manley, Dexter, DE	1981-89
Haight, Mike, T	1992
Noga, Al, DE	1993
Bandison, Romeo, DT	1995-96
Flores, Mike, DE (also wore 73)	1995
Kalu, Ndukwe, DE	1998-99
Kalu, Ndukwe, DE	1998-2000
Boose, Dorian, DE	2001
Powell, Carl, DL	2002

73

Barfield, Ken, T	1954
Davin, Mike, T	1955
Miller, Joh, T	1956, 58-59
Matteson, Riley, T	1961-64
Jones, Stan, T	1965
Bosch, Frank, De	1968-70
Laaveg, Paul, G	1970-75
Williams, Jeff, T	1978-80
May, Mark, G	1981-90
Mills, Lamar, DT	1994
Flores, Mike, DE (also wore 72)	1995
Ashmore, Darryl, T	1996-97
Wiggins, Paul, T	1998
Brown, Jamie, T	1999
Jackson, Benard, DT	2002
Jones, Kenyatta, OT	2003
Boschetti, Ryan, DL	2004

74

Neimi, Laurie, T	1949-53
Morgan, Bob, DT	1954
Khayat, Eddie, DT (also wore 87)	1957, 62-63
Snowden, Jim, T	1965-72
Starke, George, T	1973-84
Koch, Marcus, DE	1986-91
McGriff, Curtis, DE	1987
Nichols, Gerald, DT	1993
Thure, Brian, T	1995
Badger, Brad, G	1997-99
Harrison, Nolan, DE	2000
Fiore, Dave, OL	2003
Jones, Kenyatta, OL	2004

75

Ecker, Enrique, T	1952
Campora, Don, DT	1953
Jagielski, Harry, T	1956
Davidson, Ben, DT	1962-63
Williams, Fred, T (also wore 77)	1964-65
Marshall, Rich, DT	1966
Kelly, John, T	1966-67
Washington, Fred, T	1968
Wright, Steve, T	1970
Hermeling, Terry, T (also wore 72)	1970-80
Clark, Mike, DE	1981
Ogrin, Pat, DT (also wore 79)	1981-82
Briz, Darick, G	1987
Stensrud, Mike, DT	1989
Williams, Eric, DT	1990-93

Gesek, John, C (also wore 63)	1994-95
Dahl, Bob, G	1996-97
Cook, Anthony, DE	1999
Ham, Derrick, DE	2000
Stullsted, Alex, OL	2002
Noble, Brandon, DT	2003-04

76

Lipscomb, Paul, T	1950-54
Kimmel, J.D., T	1955-56
Stallings, Don, E	1960
Prestel, Jim, T	1966-67
Rock, Walter, T	1968-73
Stokes, Tim, T	1975-77
Heinz, Bob, DT	1978
Scanlan, Jerry, T	1980-81
Mendenhall, Mat, DE	1981-82
Donnalley, Rick, C/G	1984-85
Tilton, Ron, G	1986
Simmons, Ed, T	1987-97
Frazier, Frank, G	1987
Jansen, Jon, T	1999-04

77

Jacobs, Jack, QB	1946
Mont, Tommy, QB	1947-49
Krouse, Ray, T	1960
Barnett, Steve, T	1964
Williams, Fred, T (also wore 75)	1964-65
Barnes, Walter, DT	1966-68
Brundige, Bill, DT	1970-77
Jones, Joe, DE	1979-80
Grant, Darryl, DT	1981-90
Wahler, Jim, DT	1992-93
Johnson, Tre	1994-00, 02
Albright, Ethan, LS (also wore 67)	2001-02
Thomas, Randy, OL	2003-04

78

Lawrence, Don, T	1959-61
Snidow, Ron, DE	1963-67
Peters, Floyd, T	1970
Taylor, Mike, T	1971
Sweeney, Walt, G	1974-75
Hickman, Dallas, DE (also wore 82)	1976-81
Smith, Paul, DE	1979-80
McGee, Tony, DE	1982-84
Hamel, Dean, DT	1985-88
Robinson, Lybrant, DE	1989
Johnson, Tim, DT	1990-95
Kuehl, Ryan, DT (also wore 99)	1996-97
Zorich, Chris, DT	1997
Brown, Doug, DT	1998-99
Smith, Bruce, DE	2000-03

79

Yonaker, John, E	1952
Hegarty, Bill, T	1953
Peters, Volney, T	1954-57
Khayat, Ed, DT (also wore 57)	1958
Toneff, Bob, DT	1959-64
Crane, Dennis, DT	1968-69
McDole, Ron, DE	1971-78
Bacon, Coy, DE (also wore 80)	1978-81
Ogrin, Pat, DT (also wore 75)	1981-82
Liebenstein, Todd, DE	1982-85
Barnett, Doug, DE	1985
Carlson, Mark, T	1987
Lachey, Jim, T	1988-95
Ertlman, Steve, DT	1997
Vickers, Kipp, G	1999
Scott, Dave, G	2001
Elsara, Pita, OL	2003

80

Ecker, Enrique, T	1952
Brito, Gene, E	1951-53, 55-58

Junker, Steve, E	1961-62
Hernandez, Joe, E	1964
Hodgson, Pat, TE	1966
Alford, Bruce, K	1967
Long, Bob, WR	1969
Jefferson, Roy, WR	1971-76
Bacon, Coy, DE (also wore 79)	1978-80
McDaniel, John, WR (also wore 86)	1978-80
Haines, Kris, WR	1979
Seay, Virgil, WR	1981-84
Bannewell, Malcolm, WR	1985
Phillips, Joe, WR	1985-87
Yarber, Eric, WR	1986-87
Wilson, Teddy, WR	1987
Shepard, Derrick, WR	1987-88
Johnson, Joe, WR	1989-91
Howard, Desmond, WR	1992-94
Truitt, Olanda, WR (also wore 84)	1994-95
Brooks, Bill, WR	1996
Alexander, Stephen, TE	1998-01
Green, Jacques, WR	2002
Skaggs, Justin, WR	2002
Coles, Laveranues, WR	2003-04

81

Brown, Dan, E	1950
Morley, Sam, WR	1954
Walton, Joe, E	1957-60
Luce, Lew, B	1961
Jencks, Bob, E	1965
Kupp, Jake, TE	1966
Barefoot, Ken, E	1968
Carroll, Leo, DE (also wore 89)	1969-70
Alston, Mack, TE	1970-72
Winslow, Doug, WR	1976-77
Anderson, Terry, WR	1978
Smith, J.T., WR	1978
DeFrance, Chris, WR	1979
Monk, Art, WR	1980-1993

82

Berrang, Ed, E	1949-52
Dale, Roland, E	1950
Polsfoot, Fran, E	1953
Carson, John, E	1954-59
MacAfee, Ken, E	1959
Heenan, Pat, E	1960
Absher, Dick, K	1967



Harold McLinton

OWNERSHIP

COACHES

PLAYERS

STATISTICS

RECORDS

HISTORY

SIDELINES

Miller, Clark, DE	1969
Jones, Jimmie, DE	1971-73
Hickman, Dallas, DE (also wore 78)	1976-81
Caster, Rich, TE	1981-82
Sawyer, John, TE	1983
Jones, Anthony, TE	1984-85
Caravello, Joe, TE	1987-88
Brandes, John, TE	1990-92
Rowe, Ray, TE	1992
Riggs, Jim, TE	1993
Havis, Kurt, TE	1994
Westbrook, Michael, WR	1995-01
Russell, Cliff, WR, (IR)	2002
Chamberlain, Byron, TE	2003
Kozlowski, Brian, TE	2004

83

Dekker, Al, WR	1953
Jones, Charlie, E	1955
Meadows, Ed, DB	1959
Wilkins, Roy, LB	1960-61
Norton, Jim, T	1969
Anderson, Bruce, DE	1970
Thompson, Ricky, WR	1978-81
McGrath, Mark, WR	1983-85
Stief, Dave, WR	1983
Mauti, Rich, WR (also wore 84)	1984
Noble, James, WR	1986
Sanders, Ricky, WR (also wore 46)	1986-93
Johnson, Richard, WR	1987
McEwen, Craig, TE (also wore 88)	1987-88
Winans, Tydus, WR	1994-95
Anderson, Flipper, WR	1996
Connell, Albert, WR	1997-00
Lockett, Kevin, WR	2001-02
Jackson, Willie, WR	2002
Flowers, Richmond, WR	2002
Russell, Cliff, WR	2003
Thrash, James, WR	2004

84

Taylor, Hugh, E (also wore 28)	1947-54
Shoener, Herb, E (also wore 12)	1948-49
Braatz, Tom, DE (also wore 85)	1957-59
Osborne, Tom, E	1960-61
Hancock, Mike, TE	1973-75
Fugett, Jean, TE	1976-79
McCrary, Greg, TE (also wore 85)	1978, 81
McKinney, Zion, WR	1990
Williams, Mike, TE	1982-84
Arnold, Walt, TE (also wore 90)	1984
Mauti, Rich, WR	1984
Clark, Gary, WR	1985-92
Phillips, Joe, WR	1987
Bigby, Keiron, WR	1987
Stock, Mark, WR	1993
Truitt, Olanda, WR (also wore 80)	1994-95
Asher, Jamie, TE	1995-98
Thompson, Derrius, WR	1999
Reed, Andre, WR	2000
Battaglia, Marco, TE	2001
Doering, Chris, WR	2002
Johnson, Patrick, WR	2003
Jacobs, Taylor, WR	2004

85

Yowarsky, Walt, E	1951-54
Paluck, John, DE (also wore 86)	1956, 59-65
Braatz, Tom, DE (also wore 84)	1957-59
Cronin, Gene, DE	1961-62
Quinlan, Bill, DE	1964
McKeever, Marlin, LB (also wore 86)	1968-70
Hoffman, John, DE	1969-70
McNeil, Clifton, WR	1971-72
Holman, Willie, DE	1973
Fryer, Brian, WR	1976-78

McCrary, Greg, TE (also wore 84)	1978, 81
Warren, Don, TE	1979-92
Truitt, Dave, TE	1987
McGee, Tim, WR	1993
Ellard, Henry, WR	1994-98
Sellers, Mike, TE (also wore 45)	1998-99
Zelenka, Joe, TE	2000
McCants, Darmerien, WR	2002-04

86

Meilinger, Steve, E	1956-57
Paluck, John, DE (also wore 85)	1956, 59-65
Briggs, Bill, DE	1966-67
McKeever, Marlin, LB (also wore 85)	1968-70
Biggs, Verlon, DE (also wore 89)	1971-75
Dowler, Boyd, WR	1971
Larson, Bill, TE	1977
McDaniel, John, WR (also wore 80)	1978-80
DuBois, Phil, TE	1979-80
Tice, Mike, TE	1989
Hobbs, Stephen, WR	1990-92
Shepherd, Leslie, WR	1994-98
Fryar, Irving, WR	1999-00
Rasby, Walter, TE	2001-02
Jacobs, Taylor, WR	2003
Rasby, Walter, TE (6 games)	2004
Brown, Antonio, WR (9 games)	2004

87

Goodnight, Clyde, E	1949-50
Barker, Ed, E	1954
Thomas, Ralph, E	1955-56
Khayat, Ed, DT (also wore 74)	1957, 62-63
Dugan, Fred, E	1961-63
Smith, Jerry, TE	1965-77
Brown, Charlie, WR	1982-84
Orr, Terry, TE (also wore 89)	1986-90, 92
Dunn, K.D., TE	1987
Middleton, Ron, TE (also wore 88)	1988, 90-93
Bell, Coleman, TE	1994-95
Thrash, James, WR	1997-00
Gardner, Rod, WR	2001-04

88

Hennessey, Jerry, DE	1952-53
Ostrowski, Chet, E	1954-59
Lasse, Dick, LB	1960-61
Richter, Pat, E	1963-70
Reed, Alvin, TE	1973-75
Buggs, Danny, WR	1976-79
Walker, Rick, TE	1980-85
Holloway, Derek, WR	1986
Frain, Todd, TE	1986
Middleton, Ron, TE (also wore 87)	1988, 90-93
Benson, Cliff, TE	1987
Shepard, Derrick, WR	1987-88
McEwen, Craig, TE (also wore 83)	1987-88
Caravello, Joe, TE	1987-88
Johnson, Billy (White Shoes), WR	1988
Johnson, Jimmie, TE	1989-91
Jenkins, James, TE	1991-00
Thompson, Derrius, WR	2001-02
Royal, Robert, TE	2003-04

89

Tereshinski, Joe, E	1947-54
Dee, Bob, E	1957-58
Gob, Art, E	1959-60
Aveni, John, K	1961
Smith, Hugh, E	1962
Collier, Jim, E	1963
Carpenter, Preston, E	1964-66
Carroll, Leo, DE (also wore 81)	1969-70
Biggs, Verlon, DE (also wore 86)	1971-75
Robinson, Dave, LB	1973-74
Haynes, Reggie, TE	1978

Richardson, Grady, TE	1979-80
Harrison, Kenny, WR	1980
Garrett, Alvin, WR	1981-84
Muhammad, Calvin, WR	1984-85
Verdin, Clarence, WR	1986-87
Orr, Terry, TE (also wore 87)	1986-90, 91-93
Dennison, Glenn, TE	1987
Allen, Anthony, WR	1987
Stanley, Walter, WR	1990
Horton, Ethan, TE	1994
Galbraith, Scott, TE	1995-96
Thomas, Chris, WR	1997-99
Flemister, Zeron, TE	2000-03

90

Arnold, Walt, TE (also wore 84)	1984
Curis, Bobby, LB	1987
Richardson, Huey, LB	1992
Graf, Rick, LB	1993
Stowe, Tyrone, LB	1994
Crews, Terry, LB	1995
Barnett, Troy, DT	1996
Lang, Kenard, DE	1997-01
Holsey, Bernard, DL	2003

91

Settles, Tony, LB	1987
Manusky, Greg, LB	1988-90
Collins, Shane, DE	1992-94
Vanderbeek, Matt, LB	1995-96
Mims, Chris, DT	1997
Hoelscher, David, DT	1998
Cowsette, Delbert, DT	2001-02
Upshaw, Regan, DE	2003

92

Smith, Hugh, E	1962
Bunch, Derek, LB	1987
Nottage, Dexter, DE	1994-96
Duff, Jamal, DE	1997-98
DeLoach, Jerry, DT	2001
Gardner, Daryl, DT	2002
Chase, Martin, DL	2003
Evans, Demetric, DL	2004

93

Meads, Johnny, LB	1992
Willis, Keith, DT	1993
Faulkner, Jeff, DT	1993
Boutte, Marc, DT	1994-99
Leverette, Otis, DE	2001
Zellner, Peppi, DL	2003

94

Sagnella, Anthony, DT	1987
Wilson, Bobby, DT	1991-94
Gilbert, Sean, DT	1996
Stubblefield, Dana, DT	1998-00
Jackson, Ladairis, DT	2002
Warner, Ron, DE	2003-04

95

Benish, Dan, DT	1987
Gaines, William, DT	1995-97
Wilkinson, Dan, DT	1998-02
Dalton, Lionel, DL	2003
Salave'a, Joe, DL	2004

96

Gibson, Alec, DE	1987
Hollinquest, Lamont, LB	1993-94
Owens, Rich, DE	1995-97
Williams, Tyrone, DE	2001
Scott, Greg, DE	2002
Russell, Darrell, DL	2003
Griffin, Cornelius, DL	2004

97

Geathers, Jumpy, DT	1990-92
Palmer, Sterling, DE	1993-96
Bandison, Romeo, DT (also wore 72)	1995-96
Kinney, Kelvin, DE	1997-98
Wynn, Renaldo, DL	2002-04

98

Martin, Steve, DE	1987
Barker, Tony, LB	1992
Woods, Tony, DE	1994-96
Russell, Twan, LB	1997-99
Armstead, Jessie, LB	2002-03
Marshall, Lemar, LB	2004

99

Saenz, Eddie, B	1946-51
Young, Wilbur, DE	1981
Karras, Ted, DT	1987
Rocker, Tracy, DT	1989-90
Buck, Jason, DE	1991-93
Stephens, Rod, LB	1995-96
Kuehl, Ryan, DT (also wore 78)	1996-97
Coleman, Marco, DE	1999-01
Haley, Jermaine, DL	2003-04



Renaldo Wynn gets a sack against the Cowboys

Overtime Games

In 1974, the NFL established overtime to decide regular season games. Since then, the Redskins have compiled an 15-8-1 record in overtime games.

November 2, 1975 - RFK Stadium
Washington 30, Dallas 24

Ken Houston returned a Roger Staubach interception 14 yards, and Billy Kilmer scored the winning touchdown after 6:34 of overtime action.

November 16, 1975 - Busch Stadium
St. Louis 20, Washington 17

Cards scored with 20 seconds remaining on "Mel Gray catch" to force overtime. St. Louis won coin toss and marched to 37-yard Jim Bakken field goal to win after seven minutes of play.

November 23, 1975 - RFK Stadium
Oakland 26, Washington 23

George Blanda's 27-yard field goal decided contest after 7:13.

September 27, 1976 - Veterans Stadium
Washington 20, Philadelphia 17

Mark Moseley's 29-yard field goal won the Monday night game with 12:49 elapsed in overtime.

November 12, 1978 - RFK Stadium
Washington 16, New York Giants 13

Redskins won on Moseley's 45-yard field goal after 3:32 elapsed.

November 15, 1981 - Giants Stadium
Washington 30, New York Giants 27

Moseley kicked a 49-yard field goal on game's final play to force overtime and a 48-yard field goal to win with 3:44 elapsed.

September 12, 1982 - Veterans Stadium
Washington 37, Philadelphia 34

Redskins sent the game into overtime on a 48-yard field goal by Moseley with :01 to play. Moseley won the game with a 26-yarder with 4:47 elapsed.

November 2, 1986 - RFK Stadium
Washington 44, Minnesota 38

Jay Schroeder engineered a four play 63-yard drive ending with a Gary Clark 38-yard TD pass.

December 26, 1987 - Metrodome
Washington 27, Minnesota 24

Ricky Sanders' 51-yard touchdown reception from Doug Williams with less than two minutes remaining tied score at 24. Haji-Sheikh kicks 26-yard game-winning field goal after Sanders' 36-yard kickoff return in overtime.

December 17, 1988 - Riverfront Stadium
Cincinnati 20, Washington 17

Jim Braech connected from 20 yards out seven minutes into sudden death.

November 4, 1990 - Pontiac Silverdome
Washington 41, Detroit 38

Chip Lohmiller's 34-yard field goal 9:10 into overtime capped the Redskins comeback that equalled the team's greatest in history. Down by 21 points in the third quarter and 17 points entering the fourth, Jeff Rutledge's 12-yard run tied the game with :18 seconds remaining.

November 3, 1991 - RFK Stadium

Washington 16, Houston 13

Darrell Green intercepted a Warren Moon pass which set-up Lohmiller's 41-yard field goal 5:01 into overtime moving the Redskins to a 9-0 record. The Oilers tied the game with less than two minutes in regulation and had a chance to win after Brian Mitchell fumbled the kickoff, but Ian Howfield's 33-yard attempt sailed wide left.

October 16, 1994 - RFK Stadium
Arizona 19, Washington 16

Arizona scored the tying TD with :19 in regulation and scored the winning points with 4:56 in overtime. Arizona's game-winner was set up by Terry Hoage who intercepted a Heath Shuler pass and returned it 12 yards to the 23. Peterson kicked the game-winning 29-yard field goal.

October 8, 1995 - Veterans Stadium
Philadelphia 37, Washington 34

Down 10 points in the 4th quarter, Gus Frerotte guided the Redskins back with a touchdown pass to Henry Ellard and Eddie Murray's 46-yard field goal tied it up with :52 left. In OT, Washington stalled on its opening drive and the Eagles' Gary Anderson won the game with a 35-yard field goal.

October 22, 1995 - RFK Stadium
Washington 36, Detroit 30

Trailing 30-27, Eddie Murray's 39-yard field goal tied it with :04 to play. Darrell Green's seven-yard interception return of a Scott Mitchell pass for a touchdown 3:41 into overtime ended the game.

November 10, 1996 - RFK Stadium
Arizona 37, Washington 34

In one of the most bizarre games in Redskin history, the Skins led by 14 points in the fourth quarter only to squander the lead. The Cardinals won the coin toss, and drove to the Redskins 15, only to have Kevin Butler miss. The Skins' Scott Blanton booted the apparent 38-yard game-winner, but a holding penalty forced a retry from 48 that went wide left. Arizona then tried a 29-yarder that missed, only the Redskins were offside. Butler's third attempt was good from 32-yards.

November 24, 1996 - RFK Stadium
San Francisco 19, Washington 16

San Francisco's William Floyd's 1-yard touchdown run tied the game in regulation. After winning the coin toss in overtime, the 49ers Jeff Wilkins hit a 38-yard field goal to win.

September 14, 1997 - Jack Kent Cooke Stadium
Washington 19, Arizona 13

In the inaugural game at Jack Kent Cooke Stadium, the Redskins win with 13:24 left in OT when Gus Frerotte, sidestepping a heavy rush, throws a 40-yard strike to a leaping Michael Westbrook in the end zone. The winning points were set up two plays earlier when rookie defensive end Kenard Lang forces a fumble and rookie linebacker recovers on the Redskins 35-yard line.

November 23, 1997
Washington 7, NY Giants 7

In overtime the Redskins turn the ball over three times, but the defense forces two punts and the Giants miss a 54-yard field goal. With under two minutes remaining, the Redskins drive to the Giants 36-yard line but a 54-yard field goal attempt falls short with :11 seconds left in overtime.

September 12, 1999 - FedExField
Dallas 41, Washington 35

Dallas stopped the Skins' first overtime drive and then scored on a 76-yard bomb from Troy Aikman to Rocket Ismail.

November 28, 1999 - FedExField
Washington 20, Philadelphia 17

Brett Conway's game-winning 27-yard FG was set up by a 48-yard kickoff return by James Thrash, which opened the overtime period. The Eagles never had the ball.

December 26, 1999 - 3Com Park
Washington 26, San Francisco 20

The Redskins overcame a 10-point fourth quarter deficit to win their ninth game of the year and clinch the NFC East. Brad Johnson's QB sneak from the 1-yard line with 3:28 in regulation sent the game into the extra period. On the opening drive, Johnson connected with Larry Centers for a 33-yard TD.

October 1, 2000 - FedExField
Washington 20, Tampa Bay 17

Tampa Bay forced the overtime when Martin Gramatica connected a 42-yard field goal as the regulation clock fell to 0:00. 10:51 into the extra period, Deion Sanders ignited the crowd with a 57-yard punt return, setting up the game winning 20-yard field goal by Michael Husted.

October 21, 2001 - FedExField
Washington 17, Carolina 14

Placekicker Brett Conway kicked a 23-yard field goal in overtime to seal the Redskins' first victory of the season and the first under Marty Schottenheimer, 17-14. The Redskins set up the win in the fourth quarter as they ignited on both sides of the ball to overcome a 14-point deficit.

September 21, 2003 - FedExField
New York Giants 24, Washington 21

With less than five minutes left in regulation, Washington overcame a 21-10 deficit to send the game into overtime. The Giants won the toss and drove downfield from their own 6-yard line. Kicker Matt Bryant connected on a 29-yard field goal to cap off New York's first scoring drive since the second quarter and seal the 24-21 victory.

Pre-Season Results '61-'04

1961	Won 0, Lost 5
Aug. 11 L 7-26	Los Angeles
Aug. 19 L 13-29	Chicago (Charleston, SC)
Aug. 26 L 7-41	Baltimore (Norfolk, VA)
Sept. 2 L 10-17	Philadelphia (Bristol, TN)
Sept. 9 L 24-31	Green Bay (Columbus, GA)
1962	Won 1, Lost 4
Aug. 11 L 7-37	at Los Angeles
Aug. 16 L 14-34	Baltimore
Aug. 25 L 7-24	Philadelphia (Charlotte, NC)
Sept. 1 W 29-28	Chicago (Norfolk, VA)
Sept. 8 L 14-20	Green Bay (Columbus, GA)
1963	Won 0, Lost 4
Aug. 15 L 26-28	Chicago
Aug. 24 L 13-41	Philadelphia (Charlotte, NC)
Aug. 31 L 13-27	Baltimore (Norfolk, VA)
Sept. 6 L 17-28	Green Bay
1964	Won 2, Lost 3
Aug. 8 L 27-28	Detroit (Charlotte, NC)
Aug. 15 L 13-14	Chicago (Richmond, VA)
Aug. 22 W 27-24	New York (Ithaca, NY)
Aug. 27 L 14-41	Baltimore
Sept. 5 W 17-10	St. Louis (Norfolk, VA)
1965	Won 3, Lost 3
Aug. 3 W 37-0	Philadelphia (Hershey, PA)
Aug. 12 L 30-31	Chicago
Aug. 21 W 13-7	St. Louis (Richmond, VA)
Aug. 28 L 16-20	Minnesota (Charlotte, NC)
Sept. 4 L 23-33	Baltimore (Norfolk, VA)
Sept. 12 W 20-3	Detroit (Canton, OH)
1966	Won 1, Lost 3
Aug. 3 L 0-35	Baltimore
Aug. 20 L 10-24	Chicago (Norfolk, VA)
Aug. 26 L 27-30	Minnesota (Cleveland, OH)
Sept. 3 W 35-20	Philadelphia
1967	Won 4, Lost 1
Aug. 9 W 37-14	Chicago
Aug. 19 W 31-13	New York (Raleigh, NC)
Aug. 26 W 13-7	at Boston
Aug. 31 L 17-23	Baltimore
Sept. 9 W 16-10	Pittsburgh (Norfolk, VA)

1968	Won 3, Lost 3
Aug. 1 L 3-9	at Houston
Aug. 10 W 16-14	Atlanta (Tampa, FL)
Aug. 16 L 13-15	Baltimore
Aug. 24 L 13-45	Chicago (Raleigh, NC)
Aug. 29 W 16-10	Detroit
Sept. 7 W 24-17	Pittsburgh (Norfolk, VA)
1969	Won 2, Lost 4
Aug. 2 W 13-7	Chicago
Aug. 8 L 17-21	at Buffalo
Aug. 23 W 24-7	at Atlanta
Aug. 30 L 20-21	Detroit (Tampa, FL)
Sept. 6 L 10-20	Cleveland
Sept. 14 L 17-26	at Philadelphia
1970	Won 5, Lost 1
Aug. 8 L 12-27	at Cincinnati
Aug. 16 W 45-21	at Boston
Aug. 21 W 21-13	Atlanta
Aug. 28 W 27-0	Buffalo
Sept. 5 W 26-21	Dolphins (Tampa, FL)
Sept. 12 W 17-14	Baltimore
1971	Won 2, Lost 3, Tied 1
Aug. 7 L 10-19	at San Diego
Aug. 14 W 17-13	at Denver
Aug. 21 W 20-13	St. Louis
Aug. 28 L 14-20	Baltimore
Sept. 4 L 10-27	at Miami
Sept. 11 T 17-17	Cincinnati
1972	Won 2, Lost 3, Tied 1
Aug. 4 W 33-3	Baltimore (Tampa, FL)
Aug. 11 W 41-0	Denver
Aug. 18 W 34-10	Philadelphia
Aug. 25 L 10-23	at Detroit
Aug. 31 L 24-27	Miami
Sept. 9 T 10-10	at Pittsburgh
1973	Won 5, Lost 1
Aug. 3 L 14-17	Detroit
Aug. 10 W 14-10	Denver
Aug. 17 W 37-21	at Buffalo
Aug. 25 W 20-3	Baltimore
Sept. 2 W 35-14	at New England
Sept. 9 W 17-3	Chicago

1974	Aug 2	L	17-21	New England	at Tampa Bay	1997	Aug 14	W	23-17	Pittsburgh	at Green Bay	1997	Aug 14	W	23-17	Pittsburgh	at Tampa Bay	Won 3, Lost 1
	Aug 9	L	3-48	Houston	at Tampa Bay		Aug 22	W	30-0	Green Bay	at Tampa Bay		Aug 22	W	30-0	Green Bay	at Tampa Bay	Won 3, Lost 1
	Aug 18	L	15-16	Buffalo	at Tampa Bay		Aug 29	L	10-17	at L.A. Rams	at Tampa Bay		Aug 29	L	10-17	at L.A. Rams	at Tampa Bay	Won 3, Lost 1
	Aug 24	W	20-17	at Cleveland	at Tampa Bay		Sept 5	W	28-14	at L.A. Rams	at Tampa Bay		Sept 5	W	28-14	at L.A. Rams	at Tampa Bay	Won 3, Lost 1
	Aug 30	W	19-21	Pittsburgh	at Tampa Bay		Aug 5	L	31-44	Pittsburgh	at Tampa Bay		Aug 5	L	31-44	Pittsburgh	at Tampa Bay	Won 3, Lost 1
	Sept 6	W	7-6	Baltimore	at Tampa Bay		Aug 13	W	27-10	at Miami	at Tampa Bay		Aug 13	W	27-10	at Miami	at Tampa Bay	Won 3, Lost 1
	1975	Aug 2	W	17-9	Cincinnati	at Cincinnati	Aug 20	W	45-27	at L.A. Raiders	at Cincinnati	Aug 27	W	34-17	Atlanta	at Cincinnati	at Cincinnati	Won 4, Lost 3
	Aug 8	L	14-16	Atlanta	at Cincinnati		Aug 27	W	34-17	Atlanta	at Cincinnati		Aug 27	W	34-17	Atlanta	at Cincinnati	Won 4, Lost 3
	Aug 16	L	13-24	at Houston	at Cincinnati		Aug 5	W	31-6	Buffalo	at Cincinnati		Aug 5	W	31-6	Buffalo	at Cincinnati	Won 4, Lost 1
	Aug 22	W	23-14	Cleveland	at Cincinnati		Aug 12	W	21-14	at Pittsburgh	at Cincinnati		Aug 12	W	21-14	at Pittsburgh	at Cincinnati	Won 4, Lost 1
	Sept 7	L	31-35	New York Jets	at Cincinnati		Aug 21	L	13-24	at Minnesota	at Cincinnati		Aug 21	L	13-24	at Minnesota	at Cincinnati	Won 4, Lost 1
	Sept 12	W	24-10	Baltimore	at Cincinnati		Aug 25	W	35-21	at New Orleans	at Cincinnati		Aug 25	W	35-21	at New Orleans	at Cincinnati	Won 4, Lost 1
	1976	July 31	W	17-10	at Atlanta		Sept 1	W	28-21	at New Orleans	at Atlanta		Sept 1	W	28-21	at New Orleans	at Atlanta	Won 2, Lost 4
	Aug 6	L	3-20	at Baltimore	at Atlanta		Aug 11	L	27-31	Atlanta	at Baltimore		Aug 11	L	27-31	Atlanta	at Baltimore	Won 3, Lost 1
	Aug 14	L	7-27	Pittsburgh	at Baltimore		Aug 17	W	27-24	Pittsburgh	at Baltimore		Aug 17	W	27-24	Pittsburgh	at Baltimore	Won 3, Lost 1
	Aug 21	L	20-23	at Kansas City	at Baltimore		Aug 25	W	31-13	at Cleveland	at Baltimore		Aug 25	W	31-13	at Cleveland	at Baltimore	Won 3, Lost 1
	Aug 28	W	38-7	at New York Jets	at Baltimore		Aug 31	W	37-10	L.A. Rams	at Baltimore		Aug 31	W	37-10	L.A. Rams	at Baltimore	Won 1, Lost 3
	Sept 3	L	7-9	Chicago	at Baltimore		Aug 4	L	7-13	at Pittsburgh	at Baltimore		Aug 4	L	7-13	at Pittsburgh	at Baltimore	Won 1, Lost 3
	1977	Aug 8	W	16-14	at Cleveland		Aug 10	W	27-6	at New England	at Cleveland		Aug 10	W	27-6	at New England	at Cleveland	Won 1, Lost 3
	Aug 13	L	15-27	at Miami	at Cleveland		Aug 16	W	21-24 (OT)	Cleveland	at Miami		Aug 16	W	21-24 (OT)	Cleveland	at Miami	Won 1, Lost 4
	Aug 18	W	13-7	Kansas City	at Cleveland		Aug 24	L	9-13	New York Jets	at Cleveland		Aug 24	L	9-13	New York Jets	at Cleveland	Won 1, Lost 4
	Sept 4	L	7-45	at New England	at Cleveland		Aug 1	L	21-22	Miami	at Cleveland		Aug 1	L	21-22	Miami	at Cleveland	Won 1, Lost 4
	Sept 9	W	14-7	New York Jets	at Cleveland		Aug 8	L	15-14	at NY Jets	at Cleveland		Aug 8	L	15-14	at NY Jets	at Cleveland	Won 1, Lost 4
	1978	Aug 5	L	13-20	at Minnesota		Aug 16	L	15-17	at L.A. Raiders	at Minnesota		Aug 16	L	15-17	at L.A. Raiders	at Minnesota	Won 2, Lost 2
	Aug 11	L	20-12	Green Bay	at Minnesota		Aug 22	W	27-23	at L.A. Raiders	at Minnesota		Aug 22	W	27-23	at L.A. Raiders	at Minnesota	Won 2, Lost 2
	Aug 18	W	17-16	at Baltimore	at Minnesota		Aug 29	L	0-30	Minnesota	at Baltimore		Aug 29	L	0-30	Minnesota	at Baltimore	Won 3, Lost 1
	Aug 25	L	7-10	Atlanta	at Baltimore		Aug 9	W	41-12	Cleveland	at Atlanta		Aug 9	W	41-12	Cleveland	at Atlanta	Won 3, Lost 1
	1979	Aug 4	W	9-7	at Tampa Bay		Aug 14	L	10-19	at Miami	at Tampa Bay		Aug 14	L	10-19	at Miami	at Tampa Bay	Won 3, Lost 1
	Aug 11	W	6-13	at Denver	at Tampa Bay		Aug 22	W	10-3	at Pittsburgh	at Tampa Bay		Aug 22	W	10-3	at Pittsburgh	at Tampa Bay	Won 3, Lost 1
	Aug 18	W	13-3	at Baltimore	at Tampa Bay		Aug 27	W	17-3	New York Jets	at Tampa Bay		Aug 27	W	17-3	New York Jets	at Tampa Bay	Won 3, Lost 1
	1980	Aug 9	W	13-3	at Baltimore		Aug 18	L	17-27	at New England	at Baltimore		Aug 18	L	17-27	at New England	at Baltimore	Won 1, Lost 3
	Aug 16	L	9-21	Cleveland	at Baltimore		Aug 26	W	22-21	Pittsburgh	at Baltimore		Aug 26	W	22-21	Pittsburgh	at Baltimore	Won 1, Lost 3
	Aug 23	W	34-17	Oakland	at Baltimore		Aug 5	L	21-37	at Kansas City	at Oakland		Aug 5	L	21-37	at Kansas City	at Oakland	Won 1, Lost 3
	1981	Aug 7	W	16-10	Kansas City		Aug 12	W	16-13	Houston	at Kansas City		Aug 12	W	16-13	Houston	at Kansas City	Won 1, Lost 3
	Aug 14	W	27-13	at Minnesota	at Kansas City		Aug 19	L	13-27	at Miami	at Minnesota		Aug 19	L	13-27	at Miami	at Minnesota	Won 1, Lost 3
	Aug 22	W	13-7	at Baltimore	at Minnesota		Aug 25	L	23-35	Green Bay	at Minnesota		Aug 25	L	23-35	Green Bay	at Minnesota	Won 1, Lost 3
	1982	Aug 14	L	7-24	at Miami		Aug 16	L	7-28	Cincinnati	at Miami		Aug 16	L	7-28	Cincinnati	at Miami	Won 1, Lost 3
	Aug 21	L	13-28	at Tampa Bay	at Miami		Aug 23	L	19-27	at New England	at Tampa Bay		Aug 23	L	19-27	at New England	at Tampa Bay	Won 1, Lost 3
	Aug 27	L	14-20	Buffalo	at Tampa Bay		Aug 30	L	7-28	Cincinnati	at Tampa Bay		Aug 30	L	7-28	Cincinnati	at Tampa Bay	Won 1, Lost 3
	1983	Aug 6	L	10-13	at Atlanta		Aug 9	W	18-12	at Tampa Bay	at Atlanta		Aug 9	W	18-12	at Tampa Bay	at Atlanta	Won 3, Lost 1
	Aug 12	W	27-23	Cincinnati	at Atlanta		Aug 16	W	35-31	at Atlanta	at Cincinnati		Aug 16	W	35-31	at Atlanta	at Cincinnati	Won 3, Lost 1
	Aug 19	L	7-38	at Miami	at Atlanta		Aug 21	L	7-28	at Miami	at Atlanta		Aug 21	L	7-28	at Miami	at Atlanta	Won 3, Lost 1
	Aug 27	W	27-19	at Buffalo	at Miami		Aug 8	L	16-19	at Buffalo	at Miami		Aug 8	L	16-19	at Buffalo	at Miami	Won 3, Lost 1
	1984	Aug 4	W	16-13	at Denver		Aug 15	W	27-24	New England	at Denver		Aug 15	W	27-24	New England	at Denver	Won 3, Lost 1
	Aug 10	L	20-21	L.A. Raiders	at Denver		Aug 22	L	17-20	New England	at L.A. Raiders		Aug 22	L	17-20	New England	at L.A. Raiders	Won 3, Lost 1
	Aug 17	L	27-31	New England	at L.A. Raiders		Aug 13	W	20-14	at New Orleans	at Buffalo		Aug 13	W	20-14	at New Orleans	at Buffalo	Won 3, Lost 1
	1985	Aug 25	W	14-6	at New Orleans		Aug 20	W	20-14	at New Orleans	at Buffalo		Aug 20	W	20-14	at New Orleans	at Buffalo	Won 3, Lost 1
	Aug 30	W	20-7	at Tampa Bay	at New Orleans		Aug 4	L	13-13	at Tampa Bay	at Buffalo		Aug 4	L	13-13	at Tampa Bay	at Buffalo	Won 3, Lost 1
	1986	Aug 10	L	7-18	at New England		Aug 11	W	30-20	at New England	at Tampa Bay		Aug 11	W	30-20	at New England	at Tampa Bay	Won 3, Lost 1
	Aug 15	W	27-24	at Pittsburgh	at New England		Aug 19	W	24-0	at Cleveland	at Pittsburgh		Aug 19	W	24-0	at Cleveland	at Pittsburgh	Won 3, Lost 1
	Aug 23	W	37-36	New England	at Pittsburgh		Aug 25	W	17-10	vs Pittsburgh	at Pittsburgh		Aug 25	W	17-10	vs Pittsburgh	at Pittsburgh	Won 3, Lost 1
	Aug 29	W	29-21	at Atlanta	at Pittsburgh		Aug 25	W	23-17	Pittsburgh	at Pittsburgh		Aug 25	W	23-17	Pittsburgh	at Pittsburgh	Won 3, Lost 1
	1987	Aug 2	W	17-9	Cincinnati	at Cincinnati	Aug 13	W	27-10	at Miami	at Cincinnati	Aug 20	W	45-27	at L.A. Raiders	at Cincinnati	Won 3, Lost 1	
	Aug 8	L	14-16	Atlanta	at Cincinnati		Aug 13	W	27-10	at Miami	at Cincinnati		Aug 13	W	27-10	at Miami	at Cincinnati	Won 3, Lost 1
	Aug 16	L	13-24	at Houston	at Cincinnati		Aug 20	W	45-27	at L.A. Raiders	at Cincinnati		Aug 20	W	45-27	at L.A. Raiders	at Cincinnati	Won 3, Lost 1
	Aug 22	W	23-14	Cleveland	at Cincinnati		Aug 27	W	34-17	Atlanta	at Cincinnati		Aug 27	W	34-17	Atlanta	at Cincinnati	Won 3, Lost 1
	Sept 7	L	31-35	New York Jets	at Cincinnati		Aug 5	W	31-6	Buffalo	at Cincinnati		Aug 5	W	31-6	Buffalo	at Cincinnati	Won 4, Lost 1
	Sept 12	W	24-10	Baltimore	at Cincinnati		Aug 12	W	21-14	at Pittsburgh	at Cincinnati		Aug 12	W	21-14	at Pittsburgh	at Cincinnati	Won 4, Lost 1
	1976	July 31	W	17-10	at Atlanta		Sept 1	W	28-21	at New Orleans	at Atlanta		Sept 1	W	28-21	at New Orleans	at Atlanta	Won 2, Lost 4
	Aug 6	L	3-20	at Baltimore	at Atlanta		Aug 11	L	27-31	Atlanta	at Baltimore		Aug 11	L	27-31	Atlanta	at Baltimore	Won 3, Lost 1
	Aug 14	L	7-27	Pittsburgh	at Baltimore		Aug 17	W	27-24	Pittsburgh	at Baltimore		Aug 17	W	27-24	Pittsburgh	at Baltimore	Won 3, Lost 1
	Aug 21	L	20-23	at Kansas City	at Baltimore		Aug 25	W	31-13	at Cleveland	at Baltimore		Aug 25	W	31-13	at Cleveland	at Baltimore	Won 3, Lost 1
	Aug 28	W	38-7	at New York Jets	at Baltimore		Aug 31	W	37-10	L.A. Rams	at Baltimore		Aug 31	W	37-10	L.A. Rams	at Baltimore	Won 1, Lost 3
	Sept 3	L	7-9	Chicago	at Baltimore		Aug 4	L	7-13	at Pittsburgh	at Baltimore		Aug 4	L	7-13	at Pittsburgh	at Baltimore	Won 1, Lost 3
	1977	Aug 8	W	16-14	at Cleveland		Aug 10	W	27-6	at New England	at Cleveland		Aug 10	W	27-6	at New England	at Cleveland	Won 1, Lost 3
	Aug 13	L	15-27	at Miami	at Cleveland		Aug 16	W	21-24 (OT)	Cleveland	at Miami		Aug 16	W	21-24 (OT)	Cleveland	at Miami	Won 1, Lost 3
	Aug 18	W	13-7	Kansas City	at Cleveland		Aug 24	L	9-13	New York Jets	at Cleveland		Aug 24	L	9-13	New York Jets	at Cleveland	Won 1, Lost 3
	Sept 4	L	7-45	at New England	at Cleveland		Aug 1	L	21-22	Miami	at Cleveland		Aug 1	L	21-22	Miami	at Cleveland	Won 1, Lost 4
	Sept 9	W	14-7	New York Jets	at Cleveland		Aug 8	L	15-14	at NY Jets	at Cleveland		Aug 8	L	15-14	at NY Jets	at Cleveland	Won 1, Lost 4
	1978	Aug 5	L	13-20	at Minnesota		Aug 16	L	15-17	at L.A. Raiders	at Minnesota		Aug 16	L	15-17	at L.A. Raiders	at Minnesota	Won 2, Lost 2
	Aug 11	L	20-12	Green Bay	at Minnesota		Aug 22	W	27-23	at L.A. Raiders	at Minnesota		Aug 22	W	27-23	at L.A. Raiders	at Minnesota	Won 2, Lost 2
	Aug 18	W	17-16	at Baltimore	at Minnesota		Aug 29	L	0-30	Minnesota	at Baltimore		Aug 29	L	0-30	Minnesota	at Baltimore	Won 3, Lost 1
	Aug 25	L	7-10	Atlanta	at Baltimore		Aug 9	W	41-12	Cleveland	at Atlanta		Aug 9	W	41-12	Cleveland	at Atlanta	Won 3, Lost 1
	1979	Aug 4	W	9-7	at Tampa Bay		Aug 14	L	10-19	at Miami	at Tampa Bay		Aug 14	L				

2001			Won 1, Lost 3
Aug. 12	L	0-20	at Kansas City
Aug. 17	L	6-27	vs Atlanta
Aug. 24	W	27-25	vs Cleveland
Aug. 30	L	13-33	at New England
2002			Won 4, Lost 1
Aug. 3	W	38-7	American Bowl, vs. SF Osaka, Japan
Aug. 10	W	37-30	at Carolina
Aug. 18	W	35-34	vs Pittsburgh
Aug. 24	W	40-10	at Tampa Bay
Aug. 29	L	14-28	vs. New England

2003			Won 1, Lost 3
Aug. 9	L	0-20	at Carolina
Aug. 10	L	13-20	vs. New England
Aug. 24	W	24-3	vs. Baltimore
Aug. 28	L	15-17	at Jacksonville
2004			Won 3, Lost 2
Aug. 9	W	20-17	vs Denver-Hall of Fame Game
			Canton, OH
Aug. 14	L	23-20	Carolina
Aug. 21	W	17-0	at Miami
Aug. 27	L	28-3	at St. Louis
Sept. 3	W	27-0	Atlanta



Andy Farkas

Year-by-Year Results

1932

			Won 4, Lost 4, Tied 2
			Head Coach-Lud Wray
Oct. 2	L	0-14	Brooklyn.....6,000
Oct. 9	W	14-6	NY Giants.....8,000
Oct. 16	L	0-9	Chi. Cardinals.....15,000
Oct. 23	T	0-0	at NY Giants.....15,000
Oct. 30	T	7-7	Chicago Bears.....18,000
Nov. 6	W	19-6	Staten Island.....
Nov. 13	L	0-21	Green Bay.....16,500
Nov. 20	L	0-10	at Portsmouth.....5,000
Nov. 27	W	8-6	at Chi. Cardinals.....6,200
Dec. 4	W	7-0	at Brooklyn.....20,000

1933

			Won 5, Lost 5, Tied 2
			Head Coach-Lone Star Dietz
Sept. 17	T	7-7	at Green Bay.....5,000
Sept. 24	L	0-7	at Chicago Bears.....8,000
Oct. 1	W	21-6	at Pittsburgh.....15,000
Oct. 8	W	21-20	NY Giants.....17,000
Oct. 15	L	0-13	Portsmouth.....21,000
Oct. 22	W	10-0	Chi. Cardinals.....18,000
Oct. 29	L	14-16	Pittsburgh.....7,500
Nov. 5	W	10-0	Chicago Bears.....22,820
Nov. 12	L	0-7	at NY Giants.....17,601
Nov. 19	W	20-7	Green Bay.....16,399
Nov. 26	L	0-14	at Brooklyn.....15,000
Dec. 3	T	0-0	at Chi. Cardinals.....7,000

1934

			Won 6, Lost 6
			Head Coach-Lone Star Dietz
Sept. 16	W	7-0	at Pittsburgh.....17,171
Sept. 30	L	6-10	at Brooklyn.....12,500
Oct. 7	L	13-16	at NY Giants.....17,033
Oct. 14	W	39-0	Pittsburgh.....15,500

Oct. 17	L	0-24	at Detroit.....12,000
Oct. 21	W	6-0	Philadelphia.....10,344
Oct. 28	W	9-0	Chi. Cardinals.....10,000
Nov. 4	L	0-10	Green Bay.....23,722
Nov. 11	L	0-21	Chicago.....26,000
Nov. 18	W	14-7	at Philadelphia.....8,500
Nov. 25	L	0-3	at NY Giants.....20,000
Dec. 2	W	13-3	Brooklyn.....13,000

1935

			Won 2, Lost 8, Tied 1
			Head Coach-Eddie Casey
Sept. 9	W	7-3	Brooklyn.....17,930
Oct. 6	L	12-20	NY Giants.....8,000
Oct. 13	L	7-17	Detroit.....18,737
Oct. 20	L	6-17	at NY Giants.....20,000
Oct. 27	L	0-6	at Pittsburgh.....11,379
Oct. 30	L	0-14	at Detroit.....14,000
Nov. 3	L	6-7	Philadelphia.....10,000
Nov. 10	L	14-30	Chicago Bears.....16,423
Nov. 17		Cancelled	at Philadelphia.....
Nov. 24	L	0-6	Chi. Cardinals.....4,152
Dec. 1	W	13-3	Pittsburgh.....5,000
Dec. 8	T	0-0	at Brooklyn.....7,500

1936

			Won 7, Lost 5
			Head Coach-Ray Flaherty
Sept. 13	L	0-10	at Pittsburgh.....15,622
Sept. 20	W	26-3	at Philadelphia.....20,000
Sept. 27	W	14-3	at Brooklyn.....15,000
Oct. 4	L	0-7	NY Giants.....14,133
Oct. 11	L	2-31	at Green Bay.....6,108
Oct. 18	W	17-7	Philadelphia.....4,000
Nov. 1	W	13-10	Chi. Cardinals.....7,000
Nov. 8	L	3-7	Green Bay.....11,220
Nov. 15	L	0-26	Chicago Bears.....12,000



Nov. 22	W	30-6	Brooklyn	4,197
Nov. 29	W	30-0	Pittsburgh	4,813
Dec. 6	W	14-0	at NY Giants	18,000

World Championship

Dec. 13	L	6-21	Green Bay	29,595
---------	---	------	-----------	--------

* Game played at Polo Grounds

1937 **Won 8, Lost 3**

Head Coach - Ray Flaherty

Sept. 15	W	13-3	NY Giants	25,000
Sept. 24	L	14-21	Chi. Cardinals	22,967
Oct. 3	W	11-7	at Brooklyn	16,000
Oct. 10	L	0-14	Philadelphia	7,320
Oct. 17	W	34-20	Pittsburgh	12,835
Oct. 24	W	10-7	at Philadelphia	13,167
Oct. 31	W	21-0	Brooklyn	22,500
Nov. 14	L	13-21	at Pittsburgh	12,242
Nov. 21	W	16-7	at Cleveland Rams	3,500
Nov. 28	W	14-6	Green Bay	30,000
Dec. 5	W	49-14	at NY Giants	49-14

World Championship

Dec. 12	W	28-21	at Chicago Bears	15,878
---------	---	-------	------------------	--------

1938 **Won 6, Lost 3, Tied 2**

Head Coach - Ray Flaherty

Sept. 11	W	26-23	at Philadelphia	20,000
Sept. 18	T	16-16	Brooklyn	23,000
Sept. 25	W	37-13	Cleveland Rams	27,000
Oct. 9	L	7-10	NY Giants	37,500
Oct. 16	W	7-5	at Detroit	42,855
Oct. 23	W	20-14	Philadelphia	3,000
Oct. 30	T	6-6	at Brooklyn	29,913
Nov. 6	W	7-0	at Pittsburgh	12,910
Nov. 13	L	7-31	at Chicago Bears	21,817
Nov. 27	W	15-0	Pittsburgh	12,910
Dec. 4	L	0-36	at NY Giants	57,461

1939 **Won 8, Lost 2, Tied 1**

Head Coach - Ray Flaherty

Sept. 17	W	7-0	at Philadelphia	33,528
Oct. 1	T	0-0	NY Giants	34,712
Oct. 8	W	41-13	Brooklyn	27,092
Oct. 15	W	44-14	Pittsburgh	25,982
Oct. 22	W	21-14	at Pittsburgh	8,602
Oct. 29	L	14-24	at Green Bay	24,308
Nov. 5	W	7-6	Philadelphia	20,444
Nov. 12	W	42-0	at Brooklyn	28,581
Nov. 19	W	28-7	Chi. Cardinals	26,667
Nov. 26	W	31-7	Detroit	36,183
Dec. 3	L	7-9	at NY Giants	62,404

1940 **Won 9, Lost 2**

Head Coach - Ray Flaherty

Sept. 15	W	24-17	Brooklyn	32,763
Sept. 22	W	21-7	NY Giants	34,712
Oct. 6	W	40-10	at Pittsburgh	25,213
Oct. 13	W	28-21	Chi. Cardinals	33,691
Oct. 20	W	34-17	Philadelphia	26,083
Oct. 27	W	20-14	at Detroit	28,090
Nov. 3	W	37-10	Pittsburgh	31,204
Nov. 10	L	14-16	at Brooklyn	33,846
Nov. 17	W	7-3	Chicago Bears	35,231
Nov. 24	L	7-21	at NY Giants	46,439
Dec. 1	W	13-6	Philadelphia	25,838

World Championship

Dec. 8	L	0-73	Chicago Bears	36,034
--------	---	------	---------------	--------

1941 **Won 6, Lost 5**

Head Coach - Ray Flaherty

Sept. 28	L	10-17	NY Giants	35,677
----------	---	-------	-----------	--------

Oct. 5	W	3-0	Brooklyn	32,642
Oct. 12	W	24-20	at Pittsburgh	18,733
Oct. 19	W	21-17	at Philadelphia	19,071
Oct. 26	W	17-13	Cleveland Rams	32,820
Nov. 2	W	23-3	Pittsburgh	30,755
Nov. 9	L	7-13	at Brooklyn	31,713
Nov. 16	L	21-35	at Chicago Bears	30,095
Nov. 23	L	13-20	at NY Giants	49,317
Nov. 30	L	17-22	Green Bay	35,594
Dec. 7	W	20-14	Philadelphia	27,102

1942 **Won 10, Lost 1**

Head Coach - Ray Flaherty

Sept. 20	W	28-14	Pittsburgh	25,000
Sept. 27	L	7-14	NY Giants	34,700
Oct. 4	W	14-10	at Philadelphia	15,500
Oct. 11	W	33-14	Cleveland Rams	33,250
Oct. 18	W	21-10	at Brooklyn	25,635
Oct. 25	W	14-0	at Pittsburgh	37,764
Nov. 1	W	30-27	Philadelphia	32,658
Nov. 8	W	28-0	Chi. Cardinals	35,425
Nov. 15	W	14-7	at NY Giants	30,879
Nov. 22	W	23-3	Brooklyn	34,450
Nov. 29	W	15-3	at Detroit	6,044

World Championship

Dec. 13	W	14-6	Chicago	38,006
---------	---	------	---------	--------

1943 **Won 6, Lost 3, Tied 1**

Head Coach - Arthur "Dutch" Bergman

Oct. 10	W	27-0	Brooklyn	35,450
Oct. 17	W	33-7	at Green Bay	23,058
Oct. 24	W	13-7	Chi. Cardinals	35,450
Oct. 31	W	48-10	at Brooklyn	11,471
Nov. 7	T	14-14	at Phil-Pitt	28,893
Nov. 14	W	42-20	Detroit	35,450
Nov. 21	W	21-7	Chicago	35,671
Nov. 28	L	14-27	Phil-Pitt	35,826
Dec. 5	L	10-14	at NY Giants	35,826
Dec. 12	L	7-31	NY Giants	35,540

Eastern Title Playoff

Dec. 19	W	28-0	at NY Giants	42,800
---------	---	------	--------------	--------

World Championship

Dec. 26	L	21-41	at Chicago Bears	34,320
---------	---	-------	------------------	--------

1944 **Won 6, Lost 3, Tied 1**

Head Coach - Dudley DeGroot

Oct. 8	T	31-31	at Philadelphia	32,549
Oct. 15	W	21-14	at Boston Yanks	17,758
Oct. 22	W	17-14	Brooklyn Tigers	35,000
Oct. 29	W	42-20	Chi-Pitt	35,540
Nov. 5	W	14-10	Cleveland Rams	35,450
Nov. 12	W	10-0	at Brooklyn Tigers	20,404
Nov. 19	L	7-37	Philadelphia	35,540
Nov. 26	W	14-7	Boston Yanks	35,540
Dec. 3	L	13-16	at NY Giants	47,457
Dec. 10	L	0-31	NY Giants	35,540

1945 **Won 8, Lost 2**

Head Coach - Dudley DeGroot

Oct. 7	L	20-28	at Boston Yanks	22,685
Oct. 14	W	14-0	at Pittsburgh	14,050
Oct. 21	W	24-14	Philadelphia	34,788
Oct. 28	W	24-14	at NY Giants	55,641
Nov. 4	W	24-21	Chi. Cardinals	35,000
Nov. 11	W	34-7	Boston Yanks	34,788
Nov. 18	W	28-21	Chicago Bears	34,788
Nov. 25	L	0-16	at Philadelphia	37,306
Dec. 2	W	24-0	Pittsburgh	34,788
Dec. 9	W	17-0	NY Giants	34,788



1942 World Champion Redskins

World Championship	
Dec. 16	L 14-15 at Cleveland Rams 32,178

1946.....Won 5, Lost 5, Tied 1

Head Coach - A.G. "Turk" Edwards	
Sept. 29	T 14-14 Pittsburgh 33,620
Oct. 6	W 17-16 Detroit 33,569
Oct. 13	W 24-14 NY Giants 33,651
Oct. 20	W 14-6 at Boston Yanks 24,357
Oct. 27	L 24-28 Philadelphia 33,691
Nov. 3	L 7-14 at Pittsburgh 39,060
Nov. 10	W 17-14 Boston Yanks 33,691
Nov. 17	L 20-24 at Chicago Bears 43,315
Nov. 24	W 27-10 at Philadelphia 36,366
Dec. 1	L 7-20 Green Bay 33,691
Dec. 8	L 0-31 at NY Giants 60,337

1947.....Won 4, Lost 8

Head Coach - A.G. "Turk" Edwards	
Sept. 28	L 42-45 at Philadelphia 35,406
Oct. 5	W 27-26 Pittsburgh 36,585
Oct. 12	W 29-20 NY Giants 36,533
Oct. 19	L 10-27 at Green Bay 28,572
Oct. 26	L 20-56 Chicago Bears 36,591
Nov. 2	L 14-38 Philadelphia 36,591
Nov. 9	L 14-21 at Pittsburgh 36,257
Nov. 16	L 21-38 at Detroit 17,003
Nov. 23	W 45-21 Chi. Cardinals 35,362
Nov. 30	L 24-27 at Boston Yanks 24,800
Dec. 7	L 10-35 at NY Giants 25,594
Dec. 14	W 40-13 Boston Yanks 33,226

1948.....Won 7, Lost 5

Head Coach - A.G. "Turk" Edwards	
Sept. 26	W 17-14 Pittsburgh 32,593
Oct. 3	W 41-10 NY Giants 32,593
Oct. 10	L 7-10 at Pittsburgh 28,969
Oct. 17	L 0-45 Philadelphia 35,584
Oct. 24	W 23-7 at Green Bay 13,433
Oct. 31	W 59-21 Boston Yanks 29,758
Nov. 7	W 23-7 at Boston Yanks 13,659
Nov. 14	W 46-21 Detroit 32,528
Nov. 21	L 21-42 at Philadelphia 36,254
Nov. 28	L 13-48 at Chicago Bears 42,299
Dec. 5	L 13-41 Los Angeles 32,970
Dec. 12	W 28-21 at NY Giants 23,156

1949.....Won 4, Lost 7, Tied 1

Head Coach - John Whelchel (7 games)	
Head Coach-Herman Ball	
Sept. 26	L 7-38 at Chi. Cardinals 24,136
Oct. 3	W 27-14 at Pittsburgh 30,000
Oct. 9	L 35-45 NY Giants 30,073
Oct. 16	W 38-14 NY Bulldogs 26,278
Oct. 23	L 14-49 at Philadelphia 28,855
Oct. 30	T 14-14 at NY Bulldogs 3,678
Nov. 6	W 27-14 Pittsburgh 26,038
Nov. 13	L 21-44 Philadelphia 31,107
Nov. 20	L 21-31 Chicago Bears 30,418
Nov. 27	L 7-23 at NY Giants 12,985
Dec. 4	W 30-0 Green Bay 23,200
Dec. 11	L 27-53 at Los Angeles 44,899

1950.....Won 3, Lost 9

Head Coach - Herman Ball	
Sept. 17	W 38-14 at Baltimore 29,000
Sept. 24	L 21-35 at Green Bay 14,109
Oct. 1	L 7-26 Pittsburgh 25,008
Oct. 8	L 17-21 NY Giants 19,288
Oct. 22	L 28-38 Chi. Cardinals 27,856
Oct. 29	L 3-35 at Philadelphia 33,707
Nov. 5	L 21-24 at NY Giants 23,909
Nov. 12	L 0-33 Philadelphia 29,407
Nov. 19	L 14-20 at Cleveland 21,908
Nov. 26	W 38-28 Baltimore 21,275
Dec. 3	W 24-7 at Pittsburgh 19,741
Dec. 10	L 21-45 Cleveland 30,143

1951.....Won 5, Lost 7

Head Coach - Herman Ball (3 games)	
Head Coach-Dick Todd	
Sept. 30	L 17-35 at Detroit 27,831
Oct. 7	L 14-35 NY Giants 23,800
Oct. 14	L 0-45 at Cleveland 33,968
Oct. 21	W 7-3 Chi. Cardinals 22,960
Oct. 28	W 27-23 at Philadelphia 20,437
Nov. 4	L 0-27 Chicago Bears 21,737
Nov. 11	L 14-28 at NY Giants 21,242
Nov. 18	W 22-7 at Pittsburgh 15,060
Nov. 25	W 31-21 Los Angeles 26,307
Dec. 2	L 21-35 Philadelphia 23,738
Dec. 9	W 20-17 at Chi. Cardinals 9,459
Dec. 16	L 10-20 Pittsburgh 18,096

1992.....Won 4, Lost 8

Head Coach - Earl "Curly" Lambeau

Sept. 28.....W.....23-7.....at Chi. Cardinals.....17,837
Oct. 5.....L.....20-35.....at Green Bay.....9,657
Oct. 12.....L.....6-17.....Chi. Cardinals.....24,600
Oct. 19.....W.....28-24.....at Pittsburgh.....22,604
Oct. 26.....L.....15-19.....at Cleveland.....32,496
Nov. 2.....L.....23-24.....Pittsburgh.....25,866
Nov. 9.....L.....20-38.....at Philadelphia.....16,932
Nov. 16.....L.....17-23.....San Francisco.....28,997
Nov. 23.....L.....10-14.....NY Giants.....21,125
Nov. 30.....L.....24-48.....Cleveland.....22,679
Dec. 7.....W.....27-17.....at NY Giants.....21,237
Dec. 14.....W.....27-21.....Philadelphia.....22,468

1993.....Won 6, Lost 5, Tied 1

Head Coach - Earl "Curly" Lambeau

Sept. 27.....W.....24-13.....at Chi. Cardinals.....16,055
Oct. 2.....T.....21-21.....at Philadelphia.....19,099
Oct. 11.....W.....13-9.....NY Giants.....26,241
Oct. 18.....L.....14-30.....Cleveland.....33,963
Oct. 25.....L.....17-27.....at Baltimore.....34,031
Nov. 1.....L.....3-27.....at Cleveland.....47,845
Nov. 8.....W.....28-17.....Chi. Cardinals.....19,654
Nov. 15.....L.....24-27.....Chicago Bears.....21,392
Nov. 22.....W.....24-21.....at NY Giants.....16,887
Nov. 29.....W.....17-9.....at Pittsburgh.....17,026
Dec. 6.....W.....10-0.....Philadelphia.....21,579
Dec. 13.....L.....13-14.....Pittsburgh.....22,057

1994.....Won 3, Lost 9

Head Coach - Joe Kuharich

Sept. 26.....L.....7-41.....at San Francisco.....32,085
Oct. 2.....L.....7-37.....at Pittsburgh.....22,492
Oct. 10.....L.....21-51.....NY Giants.....21,217
Oct. 17.....L.....21-49.....Philadelphia.....22,051
Oct. 24.....L.....7-24.....at NY Giants.....22,597
Oct. 31.....W.....24-21.....Baltimore.....23,567
Nov. 7.....L.....3-62.....at Cleveland.....25,158
Nov. 14.....W.....17-14.....Pittsburgh.....19,388
Nov. 21.....L.....16-38.....at Chi. Cardinals.....15,619
Nov. 28.....L.....33-41.....at Philadelphia.....18,517
Dec. 5.....L.....14-34.....Cleveland.....21,761
Dec. 12.....W.....37-20.....Chi. Cardinals.....18,107

1995.....Won 8, Lost 4

Head Coach - Joe Kuharich

Sept. 25.....W.....27-17.....at Cleveland.....30,041
Oct. 1.....W.....31-30.....at Philadelphia.....31,891
Oct. 9.....L.....10-24.....Chi. Cardinals.....26,337
Oct. 16.....L.....14-24.....Cleveland.....29,168
Oct. 23.....W.....14-13.....at Baltimore.....51,387
Oct. 30.....L.....7-35.....at NY Giants.....17,402
Nov. 6.....W.....34-21.....Philadelphia.....25,741
Nov. 13.....W.....7-0.....San Francisco.....25,112
Nov. 20.....W.....31-0.....at Chi. Cardinals.....16,901
Nov. 27.....W.....23-14.....at Pittsburgh.....21,760
Dec. 4.....L.....20-27.....NY Giants.....28,556
Dec. 11.....W.....28-17.....Pittsburgh.....20,547

1996.....Won 6, Lost 6

Head Coach - Joe Kuharich

Sept. 30.....L.....13-30.....at Pittsburgh.....27,718
Oct. 6.....L.....9-13.....at Philadelphia.....26,607
Oct. 14.....L.....3-31.....Chi. Cardinals.....25,794
Oct. 21.....W.....20-9.....Cleveland.....23,332
Oct. 28.....W.....17-14.....at Chi. Cardinals.....30,553
Nov. 11.....W.....18-17.....Detroit.....28,003
Nov. 18.....W.....33-7.....NY Giants.....26,261
Nov. 25.....W.....20-17.....at Cleveland.....22,878
Dec. 2.....L.....14-28.....at NY Giants.....26,261
Dec. 9.....W.....19-17.....Philadelphia.....22,333

Dec. 16.....L.....0-23.....Pittsburgh.....21,097
Dec. 23.....L.....17-19.....at Baltimore.....32,994

1997.....Won 5, Lost 6, Tied 1

Head Coach - Joe Kuharich

Sept. 29.....L.....7-28.....at Pittsburgh.....27,452
Oct. 6.....W.....37-14.....at Chi. Cardinals.....18,278
Oct. 13.....L.....20-24.....NY Giants.....39,086
Oct. 20.....L.....14-44.....Chi. Cardinals.....23,159
Oct. 27.....W.....31-14.....at NY Giants.....40,416
Nov. 3.....L.....17-21.....at Cleveland.....52,936
Nov. 10.....L.....17-21.....Baltimore.....33,149
Nov. 17.....T.....30-30.....Cleveland.....27,722
Nov. 24.....L.....12-21.....at Philadelphia.....20,730
Dec. 1.....W.....14-3.....at Chicago Bears.....39,148
Dec. 8.....W.....42-7.....Philadelphia.....21,304
Dec. 15.....W.....10-3.....Pittsburgh.....22,577

1998.....Won 4, Lost 7, Tied 1

Head Coach - Joe Kuharich

Sept. 18.....W.....24-14.....at Philadelphia.....36,853
Oct. 4.....L.....10-37.....at Chi. Cardinals.....21,824
Oct. 12.....L.....14-21.....NY Giants.....30,348
Oct. 19.....W.....37-21.....Green Bay.....25,228
Oct. 26.....L.....10-35.....at Baltimore.....54,403
Nov. 2.....L.....16-24.....at Pittsburgh.....19,525
Nov. 9.....W.....45-31.....Chi. Cardinals.....26,196
Nov. 16.....L.....10-20.....Cleveland.....32,372
Nov. 23.....L.....0-30.....at NY Giants.....46,752
Nov. 30.....L.....14-21.....at Cleveland.....33,240
Dec. 7.....T.....14-14.....Pittsburgh.....23,370
Dec. 14.....W.....20-0.....Philadelphia.....26,621

1999.....Won 3, Lost 9

Head Coach - Mike Nixon

Sept. 17.....L.....21-49.....at Chi. Cardinals.....21,892
Oct. 4.....W.....23-17.....at Pittsburgh.....26,570
Oct. 11.....W.....23-14.....Chi. Cardinals.....25,937
Oct. 18.....L.....6-27.....Pittsburgh.....28,218
Oct. 25.....L.....7-34.....at Cleveland.....42,732
Nov. 1.....L.....23-30.....at Philadelphia.....39,854
Nov. 8.....W.....27-24.....Baltimore.....32,773
Nov. 15.....L.....17-31.....Cleveland.....32,266
Nov. 22.....L.....0-21.....at Green Bay.....31,853
Nov. 29.....L.....14-45.....at NY Giants.....60,982
Dec. 6.....L.....14-34.....Philadelphia.....24,325
Dec. 13.....L.....10-24.....NY Giants.....26,198

1960.....Won 1, Lost 9, Tied 2

Head Coach - Mike Nixon

Sept. 25.....L.....0-20.....at Baltimore.....53,818
Oct. 9.....W.....26-14.....Dallas.....21,142
Oct. 16.....T.....24-24.....at NY Giants.....60,625
Oct. 23.....T.....27-27.....at Pittsburgh.....25,292
Oct. 30.....L.....10-31.....Cleveland.....32,086
Nov. 6.....L.....7-44.....at St. Louis.....22,458
Nov. 13.....L.....13-19.....at Philadelphia.....39,361
Nov. 20.....L.....14-26.....St. Louis.....23,848
Nov. 27.....L.....10-22.....at Pittsburgh.....22,334
Dec. 4.....L.....16-27.....at Cleveland.....35,211
Dec. 11.....L.....3-17.....NY Giants.....14,077
Dec. 18.....L.....28-38.....Philadelphia.....20,558

1961.....Won 1, Lost 12, Tied 1

Head Coach - Bill McPeak

Sept. 17.....L.....3-35.....at San Francisco.....43,142
Sept. 24.....L.....7-14.....at Philadelphia.....50,108
Oct. 1.....L.....21-24.....NY Giants.....36,767
Oct. 8.....L.....7-31.....at Cleveland.....46,186
Oct. 15.....L.....0-20.....at Pittsburgh.....15,072
Oct. 22.....L.....0-24.....St. Louis.....28,037
Oct. 29.....L.....24-27.....Philadelphia.....31,066

Nov. 5	L	0-53	at NY Giants	56,077
Nov. 12	L	5-17	Cleveland	28,975
Nov. 19	T	28-28	at Dallas	17,500
Nov. 26	L	6-27	Baltimore	41,062
Dec. 3	L	24-38	at St. Louis	16,204
Dec. 10	L	14-30	Pittsburgh	21,134
Dec. 17	W	34-24	Dallas	21,451

1962 **Won 5, Lost 7, Tied 2**

Head Coach - Bill McPeak				
Sept. 16	T	35-35	at Dallas	15,730
Sept. 23	W	17-16	at Cleveland	57,491
Sept. 30	W	24-14	St. Louis	37,419
Oct. 8	W	20-14	Los Angeles	18,104
Oct. 14	T	17-17	at St. Louis	38,264
Oct. 21	W	27-21	at Philadelphia	60,671
Oct. 28	L	34-49	at NY Giants	62,844
Nov. 4	L	10-38	Dallas	49,888
Nov. 11	W	17-9	Cleveland	48,169
Nov. 18	L	21-23	at Pittsburgh	21,231
Nov. 25	L	24-42	NY Giants	49,219
Dec. 2	L	14-37	Philadelphia	32,229
Dec. 8	L	21-34	at Baltimore	56,964
Dec. 15	L	24-27	Pittsburgh	34,508

1963 **Won 3, Lost 11**

Head Coach - Bill McPeak				
Sept. 15	L	14-37	at Cleveland	57,618
Sept. 21	W	37-14	at Los Angeles	29,295
Sept. 29	W	21-17	Dallas	40,101
Oct. 6	L	14-24	NY Giants	49,419
Oct. 13	L	24-37	Philadelphia	49,219
Oct. 20	L	27-38	at Pittsburgh	41,987
Oct. 27	L	7-21	St. Louis	46,921
Nov. 3	L	20-35	at Dallas	18,838
Nov. 10	L	20-24	at St. Louis	18,197
Nov. 17	L	28-34	Pittsburgh	49,219
Nov. 24	W	13-10	at Philadelphia	60,671
Dec. 1	L	20-36	Baltimore	44,006
Dec. 8	L	14-44	at NY Giants	62,992
Dec. 15	L	20-27	Cleveland	40,865

1964 **Won 6, Lost 8**

Head Coach - Bill McPeak				
Sept. 13	L	13-27	Cleveland	47,577
Sept. 20	L	13-24	at Dallas	25,158
Sept. 25	L	10-13	at NY Giants	62,996
Oct. 4	L	17-23	St. Louis	49,219
Oct. 11	W	35-20	Philadelphia	49,219
Oct. 18	L	24-38	at St. Louis	23,748
Oct. 25	W	27-20	Chicago	49,219
Nov. 1	W	21-10	at Philadelphia	60,671
Nov. 8	L	24-34	at Cleveland	76,385
Nov. 15	W	30-0	at Pittsburgh	31,587
Nov. 22	W	28-16	Dallas	49,219
Nov. 29	W	36-21	NY Giants	49,219
Dec. 6	L	7-14	Pittsburgh	49,219
Dec. 13	L	17-45	at Baltimore	60,213

1965 **Won 6, Lost 8**

Head Coach - Bill McPeak				
Sept. 19	L	7-17	Cleveland	48,208
Sept. 26	L	7-27	at Dallas	61,577
Oct. 3	L	10-14	at Detroit	52,627
Oct. 10	L	16-37	St. Louis	50,205
Oct. 17	L	7-38	Baltimore	50,405
Oct. 24	W	24-20	at St. Louis	32,228
Oct. 31	W	23-21	Philadelphia	50,301
Nov. 7	W	23-7	at NY Giants	62,788
Nov. 14	L	14-21	at Philadelphia	60,444
Nov. 21	W	31-3	at Pittsburgh	25,052
Nov. 28	W	34-31	Dallas	50,205

Dec. 5	L	16-24	at Cleveland	77,765
Dec. 12	L	10-27	NY Giants	50,373
Dec. 19	W	35-14	Pittsburgh	49,806

1966 **Won 7, Lost 7**

Head Coach - Otto Graham				
Sept. 11	L	14-38	Cleveland	48,643
Sept. 18	L	7-23	at St. Louis	40,198
Sept. 25	W	33-27	at Pittsburgh	37,505
Oct. 2	W	24-10	Pittsburgh	47,360
Oct. 9	W	33-20	Atlanta	50,116
Oct. 16	L	10-13	at NY Giants	62,865
Oct. 23	W	28-20	St. Louis	50,154
Oct. 30	W	27-13	at Philadelphia	60,658
Nov. 6	L	10-37	at Baltimore	60,238
Nov. 13	L	30-31	Dallas	50,927
Nov. 20	L	3-14	at Cleveland	78,466
Nov. 27	W	72-41	NY Giants	50,439
Dec. 11	W	34-31	at Dallas	64,198
Dec. 18	L	28-37	Philadelphia	

1967 **Won 5, Lost 6, Tied 3**

Head Coach - Otto Graham				
Sept. 17	L	24-35	at Philadelphia	60,709
Sept. 24	W	30-10	at New Orleans	74,937
Oct. 1	W	38-34	NY Giants	50,266
Oct. 8	L	14-17	Dallas	50,566
Oct. 15	T	20-20	at Atlanta	56,538
Oct. 22	T	28-28	at Los Angeles	55,381
Oct. 29	L	13-17	Baltimore	50,574
Nov. 5	L	21-27	St. Louis	50,480
Nov. 12	W	31-28	San Francisco	50,326
Nov. 19	W	27-20	at Dallas	75,538
Nov. 26	L	37-42	at Cleveland	72,798
Dec. 3	T	35-35	Philadelphia	50,451
Dec. 10	W	15-10	at Pittsburgh	22,251
Dec. 17	L	14-30	New Orleans	50,486

1968 **Won 5, Lost 9**

Head Coach - Otto Graham				
Sept. 15	W	38-28	at Chicago	41,321
Sept. 22	L	17-37	at New Orleans	65,941
Sept. 29	L	21-48	at NY Giants	62,797
Oct. 6	W	17-14	Philadelphia	50,816
Oct. 13	W	16-13	Pittsburgh	50,659
Oct. 20	L	14-41	at St. Louis	46,456
Oct. 27	L	10-13	NY Giants	50,839
Nov. 3	L	14-27	at Minnesota	47,644
Nov. 10	W	16-10	at Philadelphia	59,133
Nov. 17	L	24-44	Dallas	50,816
Nov. 24	L	7-27	Green Bay	50,621
Nov. 28	L	20-29	at Dallas	66,076
Dec. 8	L	21-24	Cleveland	50,661
Dec. 15	W	14-3	Detroit	50,123

1969 **Won 7, Lost 5, Tied 2**

Head Coach - Vince Lombardi				
Sept. 21	W	26-20	at New Orleans	73,147
Sept. 28	L	23-27	at Cleveland	82,581
Oct. 5	T	17-17	at San Francisco	35,642
Oct. 12	W	33-17	St. Louis	50,481
Oct. 19	W	20-14	NY Giants	50,352
Oct. 26	W	14-7	at Pittsburgh	46,557
Nov. 2	L	17-41	at Baltimore	60,238
Nov. 9	T	28-28	Philadelphia	50,502
Nov. 16	L	28-41	Dallas	50,474
Nov. 23	W	27-20	Atlanta	50,345
Nov. 30	L	13-24	Los Angeles	50,352
Dec. 7	W	34-29	at Philadelphia	60,658
Dec. 14	W	17-14	New Orleans	50,354
Dec. 21	L	10-20	at Dallas	56,924

1970

Date	Opponent	Result	Score	Location
Sept. 20	L	17-26	at San Francisco	
Sept. 27	L	17-27	at St. Louis	
Oct. 4	W	33-21	at Philadelphia	
Oct. 11	W	31-10	Detroit	
Oct. 19	L	20-34	at Oakland	
Oct. 25	W	20-0	Cincinnati	
Nov. 1	W	19-3	at Denver	
Nov. 8	L	10-19	Minnesota	
Nov. 15	L	33-35	at NY Giants	
Nov. 22	L	21-45	Dallas	
Nov. 29	L	24-27	NY Giants	
Dec. 6	L	0-34	at Dallas	
Dec. 13	W	24-6	Philadelphia	
Dec. 20	W	28-27	St. Louis	

Head Coach - Bill Austin

Won 6, Lost 8

Points
34,984
44,246
60,658
50,414
54,471
50,415
50,705
50,415
62,915
50,415
50,415
57,936
50,415
50,415

RECEIVING	No.	Yds.	Avg	Long	TD
Smith	43	575	13.4	41	9
Taylor	42	593	14.1	41	8
Brown	37	341	9.2	66	2
REDSKINS	203	2,357	11.6	66	23
Opponents	205	2,434	11.9	57	14

INTERCEPTIONS	No.	Yds	Avg.	Long	TD
Owens	4	86	21.5	32	0
Bass	4	37	9.3	22	0
R. Harris	3	67	22.3	25	0
REDSKINS	15	240	16.0	32	0
Opponents	10	181	18.1	41	1

PUNTING	No.	Yds	Avg	Long	Blk
Bragg	61	2,493	40.9	66	1
Opponents	56	2,199	39.3	68	1

	Redskins	Opponents
TOTAL FIRST DOWNS	249	266
Rushing	122	125
Passing	100	125
Penalty	27	16
TOTAL NET YARDS	4,129	4,333
Avg. Per Game	295.1	309.6
Total Plays	815	866
Avg. Per Play	5.1	5.0
NET YARDS RUSHING	2,021	2,068
Avg. Per Game	144.4	147.9
Total Rushes	444	468
NET YARDS PASSING	2,108	2,265
Avg. Per Game	150.6	161.8
Sacked/Yards Lost	29/249	25/169
Gross Yards	2,357	2,434
Att./Completions	342/203	374/205
Completion Pct.	59.4	54.8
Had Intercepted	10	15
PUNT/AVERAGE	61/40.9	56/39.3
PENALTIES/YARDS	65/613	67/930
FUMBLES/LOST	26/14	22/13
TOUCHDOWNS	34	37
Rushing	11	19
Passing	23	14
Returns	0	4

PUNT RETURNS	Ret	Yds	Avg
TD			
R. Harris	14	10	0.7
0			
REDSKINS	27	45	1.7
0			
Opponents	35	259	7.4
0			

KICKOFF RETURNS	No.	Yds	Avg
TD			
Vactor	28	700	25.0
0			
REDSKINS	61	1,223	20.0
0			
Opponents	49	1,181	24.1
1			

FIELD GOALS	1-19	20-29	30-39	40-49	50+
Knight	6/6	5/5	5/7	4/9	0/0
Opponents	3/3	6/10	5/5	4/7	0/1

NOTABLE
Record (Finish): 6-8 (4th NFC East)

SCORE BY PERIODS	1	2	3	4	OT	PTS
REDSKINS	68	75	72	82	0	297
Opponents	51	69	83	91	0	314

SCORING	TD-Ru-Pa-Rt	Pat	FG	S	TP
Knight	0 0 0 0	33/34	20/27	0	93
Smith	9 0 9 0	0/0	0/0	0	54
Taylor	8 0 8 0	0/0	0/0	0	48
Brown	7 5 2 0	0/0	0/0	0	42
Harraway	5 5 0 0	0/0	0/0	0	30
REDSKINS	34 11 23 0	33/34	20/27	0	297
Opponents	37 19 14 4	36/37	18/26	0	314

RUSHING	No.	Yds.	Avg	Long	TD
Brown	237	1,125	4.8	75	5
Harraway	146	577	4.0	57	5
Dyer	21	102	4.9	12	0
REDSKINS	444	2,021	4.6	75	11
Opponents	468	2,068	4.5	40	19

National Honors: RB Larry Brown: PFWA All-Pro Team, All-NFC Team, Pro Bowl; C Len Hauss: Pro Bowl; LB Chris Hanburger: All-NFC Team.

Starters: Offense: WR Charley Taylor (14), LT Jim Snowden (14), LG Ray Schoenke (13), C Len Hauss (14), RG Vince Promuto (3), RT Walter Rock (13), TE Jerry Smith (14), WR Pat Richter (1), QB Sonny Jurgensen (14), RB Larry Brown (13), RB Charlie Harraway (13), RG/LG (5/1), RG Roy Schmidt (6), WR Walter Roberts (12), RT Steve Wright (1), WR/RB Henry Dyer (1/1).

Defense: LE/RE Leo Carroll (5/2), LT Floyd Peters (9), RT/RE Bill Brundige (13/1), RE Bruce Anderson (8), LLB Harold McLinton (13), MLB Marlin McKeever (12), RLB Chris Hanburger (14), LCB Pat Fischer (14), RCB Mike Bass (14), LSBig Owens (14), RS Rickie Harns (12), RS Jon Jaqua (2), LLB Tom Rousell (1), MLB Rusty Tillman (2), LT Manny Sistrunk (3), RE/LT Frank Bosch (3/2/1), LE John Hoffman (9).

PASSING	Att	Comp	Yds	Cmp%	Yds/Att	TD	TD%	Int	Int%	Long	Sack/Lost	Rating
Jurgensen	337	202	2,354	59.9	7.0	23	6.8	10	3.0	66	25/214	91.7
REDSKINS	342	203	2,357	59.4	6.9	23	6.7	10	2.9	66	29/249	90.5
Opponents	374	205	2,434	54.8	6.5	14	3.7	15	4.0	57	24/169	70.6

1971

Won 9, Lost 4, Tie 1

Date	W/L/T	Head Coach	Opponent	Score
Sept. 19	W	George Allen	at St. Louis	46,805
Sept. 26	W	George Allen	at New York Giants	62,795
Oct. 3	W	George Allen	at Dallas	72,000
Oct. 10	W	George Allen	Houston	53,041
Oct. 17	W	George Allen	St. Louis	53,041
Oct. 24	L	George Allen	at Kansas City	51,989
Oct. 31	W	George Allen	New Orleans	53,041
Nov. 7	T	George Allen	Philadelphia	53,041
Nov. 14	L	George Allen	at Chicago	55,049
Nov. 21	L	George Allen	Dallas	53,041
Nov. 28	W	George Allen	at Philadelphia	66,358
Dec. 5	W	George Allen	New York Giants	53,041
Dec. 13	W	George Allen	at Los Angeles	80,402
Dec. 19	L	George Allen	Cleveland	53,041
Dec. 26	L	George Allen	at San Francisco	45,327

	Redskins	Opponents
TOTAL FIRST DOWNS	212	214
Rushing	76	72
Passing	113	120
Penalty	23	22
TOTAL NET YARDS	4,029	3,523
Avg. Per Game	287.8	251.6
Total Plays	828	855
Avg. Per Play	4.9	4.1
NET YARDS RUSHING	1,756	1,396
Avg. Per Game	125.4	99.7
Total Rushes	477	408
NET YARDS PASSING	2,273	2,127
Avg. Per Game	162.4	151.9
Sacked/Yards Lost	17/118	36/321
Gross Yards	2,391	2,448
Att./Completions	334/182	411/191
Completion Pct.	54.5	46.5
Had Intercepted	15	29
PUNT/AVERAGE	59/40.5	76/41.4
PENALTIES/YARDS	80/796	92/715
FUMBLES/LOST	32/20	22/12
TOUCHDOWNS		
Rushing	8	7
Passing	13	11
Returns	6	2

SCORE BY PERIODS	1	2	3	4	OT	PTS
REDSKINS	77	103	36	60	0	276
Opponents	26	42	39	83	0	190

SCORING	TD-Ru	Pa-Ri	Pat	FG	S	TP	
Knight	0	0	0	27/27	29/49	0	114
Brown	6	4	2	0/0	0/0	0	36
Jefferson	4	0	4	0/0	0/0	0	24
Taylor	4	0	4	0/0	0/0	0	24
Harraway	2	2	0	0/0	0/0	0	12
REDSKINS	27	8	13	6	27/27	29/49	0
Opponents	20	7	11	2	19/20	17/33	0

RUSHING	No.	Yds	Avg	Long	TD
Brown	253	948	3.7	34	4
Harraway	156	635	4.1	57	2
Mason	31	85	2.7	11	0
REDSKINS	477	1,756	3.7	57	8
Opponents	408	1,396	3.4	40	7

PASSING	Att	Comp	Yds	Cmp%	Yds/Att	TD	TD%	Int	Int%	Long	Sack/Lost	Rating
Kilmer	306	166	2,221	54.2	7.3	13	4.3	13	4.3	71	16/110	74.0
Jurgensen	28	16	170	57.1	6.1	0	0.0	2	7.1		1/8	45.5
REDSKINS	334	182	2,391	54.4	7.2	13	3.8	15	4.4	71	17/118	71.6
Opponents	411	191	2,448	46.4	6.0	11	2.6	29	7.1		38/321	45.1

RECEIVING	No.	Yds	Avg	Long	TD
Jefferson	47	701	14.9	70	4
Dowler	26	352	13.5	30	0
Taylor	24	370	15.4	71	4
REDSKINS	182	2391	13.1	71	13
Opponents	191	2448	12.8	58	11

INTERCEPTIONS	No.	Yds	Avg	Long	TD
Bass	8	78	10.0	38	1
Petitbon	5	102	20.4	42	0
Pardee	5	58	11.6	20	1
REDSKINS	29	480	16.6	53	5
Opponents	15	284	18.9	82	1

PUNTING	No.	Yds	Avg	Long	Blk
Bragg	59	2,391	40.5	59	1
Opponents	76	3,147	41.4	59	0

PUNT RETURNS	Ret	Yds	Avg	TD
Duncan	22	233	10.6	0
REDSKINS	44	416	9.5	0
Opponents	16	87	5.4	0

KICKOFF RETURNS	No.	Yds	Avg	TD
Duncan	27	724	26.8	1
REDSKINS	43	913	21.2	1
Opponents	61	1,070	17.5	1

FIELD GOALS	1-19	20-29	30-39	40-49	50+
Knight	10/12	6/9	8/14	3/11	2/3
Opponents	5/5	6/7	3/9	3/9	0/3

NOTABLE
Record (Finish): 9-4-1 (2nd NFC East)

National Honors: RB Larry Brown: All-NFC Team, Pro Bow; C Len Hauss: Pro Bowl; WR Roy Jefferson: All-NFC Team, Pro Bowl; K Curt Knight: PFWA All-Pro Team, Pro Bowl; LB Jack Pardee: All-NFC Team; Coach George Allen: PGWA Coach of the Year.

Starters: Offense: WR Charley Taylor (6), LT Jim Snowden (14), LG Ray Schoenke (14), C Len Hauss (14), RG John Wilbur (14), RT Walter Rock (14), TE Jerry Smith (7), WR Roy Jefferson (4), QB Billy Kilmer (13), RB Larry Brown (13), RB Charlie Harraway (14), QB Sonny Jurgensen (1), WR Boyd Dowler (7), WR Clifton McNeil (1), TE Mack Alston (7), RB Tommy Mason (1).

Defense: LE Ron McDole (14), LT Manny Sistrunk (14), RT Diron Talbert (14), RE Verlon Biggs (13), LLB Jack Pardee (14), MLB Myron Pottios (14), RLB Chris Hanburger (14), LCB Pat Fischer (14), RCB Mike Bass (14), LS Richie Petitbon (13), RS Brig Owens (14), RE Jimmie Jones (1), LS Jon Jaqua (1).



1972

		Head Coach - George Allen		
Sept. 18	W	24-21	at Minnesota	47,900
Sept. 24	W	24-10	St. Louis	53,039
Oct. 1	L	23-24	at New England	60,999
Oct. 8	W	14-0	Philadelphia	53,039
Oct. 15	W	33-3	at St. Louis	50,454
Oct. 22	W	24-20	Dallas	53,039
Oct. 29	W	23-16	at New York Giants	62,878
Nov. 5	W	35-17	at New York Jets	63,962
Nov. 12	W	27-13	New York Giants	53,039
Nov. 20	W	24-13	Atlanta	53,039
Nov. 26	W	21-16	Green Bay	53,039
Dec. 3	W	23-7	at Philadelphia	65,720
Dec. 9	L	24-34	at Dallas	65,136
Dec. 17	L	17-24	Buffalo	53,039
				Playoffs
Dec. 24	W	16-3	Green Bay	53,140
Dec. 31	W	26-3	Dallas	53,129
				Super Bowl VII, Los Angeles, CA
Jan. 14	L	7-14	Miami	90,182

Won 11, Lost 3

	Redskins	Opponents
TOTAL FIRST DOWNS	237	223
Rushing	110	95
Passing	106	108
Penalty	21	20
TOTAL NET YARDS	4,275	3,695
Avg. Per Game	305	264
Total Plays	808	830
Avg. Per Play	5.3	4.5
NET YARDS RUSHING	2,082	1,733
Avg. Per Game	149	124
Total Rushes	513	427
NET YARDS PASSING	2,193	1,872
Avg. Per Game	157	134
Sacked/Yards Lost	11/88	35/268
Gross Yards	2,281	2,140
Att./Completions	284/159	368/186
Completion Pct.	55.9	50.5
Had Intercepted	15	17
PUNT/AVERAGE	59/38.5	69/40.7
PENALTIES/YARDS	78/721	64/668
FUMBLES/LOST	27/11	28/16
TOUCHDOWNS	42	23
Rushing	17	12
Passing	21	10
Returns	4	1

SCORE BY PERIODS	1	2	3	4	OT	PTS
REDSKINS	30	105	92	109	0	336
Opponents	58	56	43	61	0	218

SCORING	TD-Ru-Pa-Rt	Pat	FG	S	TP
Knight	0 0 0 0	40/42	14/30	0	82
Brown	12 8 4 0	0/0	0/0	0	72
Smith	7 0 7 0	0/0	0/0	0	42
Taylor	7 0 7 0	0/0	0/0	0	42
Harraway	6 6 0 0	0/0	0/0	0	36
REDSKINS	42 17 21 4	40/42	14/30	1	336
Opponents	23 12 10 1	23/23	19/34	0	218

PASSING	Att	Comp	Yds	Cmp%	Yds/Att	TD	TD%	Int	Int%	Long	Sack/Lost	Rating
Kilmer	225	120	1,648	53.3	7.3	19	8.4	11	4.9	89	9/67	84.6
Jurgensen	59	39	633	66.1	10.7	2	3.4	4	6.8	36	2/21	84.9
REDSKINS	284	159	2,281	55.9	8.0	21	7.4	15	5.3	89	11/88	84.8
Opponents	368	186	2,140	50.5	5.8	10	2.7	17	4.6	40	35/268	58.2

RUSHING	No.	Yds	Avg	Long	TD
Brown	285	1,216	4.3	38	8
Harraway	148	567	3.8	24	6
Mul-Key	33	155	4.7	35	1
REDSKINS	513	2,082	4.1	38	17
Opponents	427	1,733	4.1	41	12
RECEIVING	No.	Yds	Avg	Long	TD
Taylor	49	673	13.7	70	7
Jefferson	35	550	15.7	45	3
Brown	32	473	14.8	89	4
REDSKINS	159	2,281	14.3	89	21
Opponents	186	2,140	11.5	40	10

INTERCEPTIONS	No.	Yds	Avg.	Long	TD
Hanburger	4	98	24.5	41	1
Fischer	4	61	15.3	35	0
Bass	3	53	17.7	29	0
REDSKINS	17	287	16.9	41	1
Opponents	15	160	10.7	49	1

PUNTING	No.	Yds	Avg	Long	Blk
Bragg	59	2,273	38.5	62	0
Opponents	69	2802	40.7	58	3

PUNT RETURNS	Ret	FC	Yds	Avg	Lg	TD
Vactor	17	14	88	5.2	28	0
REDSKINS	34	22	159	4.7	28	0
Opponents	20	28	39	2.0	13	0

KICKOFF RETURNS	No.	Yds	Avg	Lg	TD
Duncan	15	364	24.3	41	0
REDSKINS	48	1,133	23.6	44	0
Opponents	53	1,191	22.5	77	0

FIELD GOALS	1-19	20-29	30-39	40-49	50+
Knight	4/4	0/3	6/11	4/8	0/4
Opponents	6/6	4/7	4/9	4/9	1/3

NOTABLE

Record (Finish): 11-3 (NFC Champions)

National Honors: RB Larry Brown: PFWA All-Pro Team, NEA All-Pro Team, All-NFC Team, Pro Bowl; PR Speedy Duncan: Pro Bowl; LB Chris Hanburger: PFWA All-Pro Team, NEA All-Pro Team, All-NFC Team, Pro Bowl; C Len Hauss: PFWA All-Pro Second Team, NEA All-Pro Team, Pro Bowl; QB Billy Kilmer: All-NFC Team, Pro Bowl; WR Charley Taylor: Pro Bowl; DE Verlon Biggs: PFWA All-Pro Second Team; CB Pat Fischer: NEA All-Pro Second Team.

Starters: Offense: WR Charley Taylor (14), LT Terry Hermeling (14), LG Paul Laaveg (14), C Len Hauss (14), RG John Wilbur (14), RT Walter Rock (14), TE Jerry Smith (14), WR Roy Jefferson (14), QB Billy Kilmer (10), RB Larry Brown (12), RB Charlie Harraway (14), QB Sonny Jurgensen (4), RB Bob Brunet (1), RB Herb Mul-Key (1)

Defense: LE Ron McDole (14), LT Manny Sistrunk (4), RT Diron Talbert (14), RE Verlon Biggs (14), LLB Jack Pardee (13), MLB/LLB Harold McLinton (7/1), RLB Chris Hanburger (14), LCB Pat Fischer (14), RCB Mike Bass (14), LS Richie Petitbon (3), RS Roosevelt Taylor (14), RT Bill Brundige (10), MLB Myron Pottios (7), LS Brig Owens (11).

1973

		Head Coach -	George Allen
Sept. 16	W	38-0	San Diego
Sept. 23	L	27-34	at St. Louis
Sept. 30	W	28-7	at Philadelphia
Oct. 8	W	14-7	Dallas
Oct. 14	W	21-3	at NY Giants
Oct. 21	W	31-13	St. Louis
Oct. 28	L	3-19	at New Orleans
Nov. 5	L	16-21	at Pittsburgh
Nov. 11	W	33-9	San Francisco
Nov. 18	W	22-14	Baltimore
Nov. 22	W	20-0	at Detroit
Dec. 2	W	27-24	New York Giants
Dec. 9	L	7-27	at Dallas
Dec. 16	W	38-20	Philadelphia
Dec. 22	L	20-27	at Minnesota

Won 10, Lost 4

53,589
50,316
64,147
54,314
70,168
54,381
66,315
49,220
54,381
52,675
46,807
53,590
62,195
49,484

	Redskins	Opponents
TOTAL FIRST DOWNS	232	233
Rushing	76	89
Passing	131	119
Penalty	25	25
TOTAL NET YARDS	3,797	3,774
Avg. Per Game	271.2	269.6
Total Plays	862	937
Avg. Per Play	4.4	4.0
NET YARDS RUSHING	1,439	1,603
Avg. Per Game	102.4	114.5
Total Rushes	459	480
NET YARDS PASSING	2,358	2,171
Avg. Per Game	168.8	155.0
Sacked/Yards Lost	31/202	53/360
Gross Yards	2,560	2,531
Att./Completions	373/209	404/203
Completion Pct.	56.2	50.2
Had Intercepted	14	26
PUNT/AVERAGE	64/40.3	81/38.4
PENALTIES/YARDS	81/771	86/708
FUMBLES/LOST	32/18	35/18
TOUCHDOWNS	37	21
Rushing	9	8
Passing	20	12
Returns	8	1

SCORE BY PERIODS	1	2	3	4	OT	PTS
REDSKINS	72	70	57	126	0	325
Opponents	44	62	45	47	0	198

SCORING	TD-Ru-Pa-Rt	Pat	FG	S	TP
Knight	0 0 0 0	37/37	22/42	0	103
Brown	14 8 6 0	0/0	0/0	0	84
C. Taylor	7 0 7 0	0/0	0/0	0	42
Harraway	4 1 3 0	0/0	0/0	0	24
REDSKINS	37 9 20 8	37/37	22/42	0	325
Opponents	21 8 12 1	21/21	17/28	0	198

RUSHING	No.	Yds	Avg	Long	TD
Brown	273	860	3.2	27	8
Harraway	128	452	3.5	16	1
Thomas	32	95	3.0	13	0
REDSKINS	459	1,439	3.1	27	9
Opponents	480	1,603	3.3	35	8

PASSING	Att	Comp	Yds	Cmp%	Yds/Att	TD	TD%	Int	Int%	Long	Sack/Lost	Rating
Kilmer	228	122	1,656	53.7	7.3	14	6.2	9	4.0	64	15/88	81.3
Jurgensen	145	87	904	60.0	6.2	6	4.1	5	3.4	36	16/114	77.6
REDSKINS	373	209	2,560	56.2	6.9	20	5.4	14	3.8	64	31/202	75.5
Opponents	404	203	2,531	50.2	6.3	12	2.9	26	6.4	73	53/360	53.1

RECEIVING	No.	Yds	Avg	Long	TD
C. Taylor	59	801	13.6	53	7
Jefferson	41	595	14.5	36	1
Brown	40	482	12.0	64	6
REDSKINS	209	2,560	12.2	64	20
Opponents	203	2,531	12.5	73	12

INTERCEPTIONS	No.	Yds	Avg.	Long	TD
Houston	6	32	5.3	22	0
Bass	5	161	32.2	68	1
Owens	5	123	24.6	27	1
REDSKINS	26	598	23.0	68	4
Opponents	14	173	12.4	64	0

PUNTING	No.	Yds	Avg	Long	Blk
Bragg	64	2,581	40.3	61	0
Opponents	81	3,112	38.4	62	4

PUNT RETURNS	Ret	FC	Yds	Avg	Lg	TD
Duncan	28	11	218	7.8	22	0
REDSKINS	40	17	321	8.0	27	0
Opponents	14	30	104	7.4	37	0

KICKOFF RETURNS	No.	Yds	Avg	Lg	TD
Mul-Key	36	1,011	28.1	97	1
REDSKINS	43	1,118	26.0	97	1
Opponents	61	1,237	20.3	97	1

FIELD GOALS	1-19	20-29	30-39	40-49	50+
Knight	8/8	5/7	6/13	3/9	0/5
Opponents	3/3	6/8	6/11	2/5	0/1

NOTABLE
Record (Finish): 10-4 (2nd NFC East)

National Honors: LB Chris Hanburger: NEA All-Pro Team, PFWA All-Pro Second Team, All-NFC Team, Pro Bowl; FS Ken Houston: NEA All-Pro Second Team, PFWA All-Pro Second Team, All-NFC Team, Pro Bowl; KR Herb Mul-Key: Pro Bowl; WR Charley Taylor: Pro Bowl; C Len Hauss: PFWA All-Pro Second Team.

Starters: Offense: WR Charley Taylor (14), LT Terry Hermeling (13), LG Paul Laaveg (14), C Len Hauss (14), RG John Wilbur (14), RT Walter Rock (6), TE Alvin Reed (5), WR Roy Jefferson (14), QB Billy Kilmer (10), RB Larry Brown (14), RB Charlie Harraway (14), LT Ray Schoenke (1), RT George Starke (8), TE Jerry Smith (9), QB Sonny Jurgensen (4).

Defense: LE Ron McDole (14), LT Manny Sistrunk (2), RT Diron Talbert (14), RE Verlon Biggs (14), LLB Dave Robinson (14), MLB Harold McLinton (8), RLB Chris Hanburger (14), LCB Pat Fischer (14), RCB Mike Bass (14), LS Ken Houston (14), RS Brig Owens (14), LT Bill Brundidge (12), MLB Myron Pottios (6).

OWNERSHIP
COACHES
PLAYERS
STATISTICS
RECORDS
HISTORY
SIDELINES

1974

		Head Coach - George Allen		
Sept. 15	W	13-10	at New York Giants	51,764
Sept. 22	L	10-17	St. Louis	53,888
Sept. 30	W	30-3	Denver	54,395
Oct. 6	L	17-28	at Cincinnati	56,175
Oct. 13	W	20-17	Miami	54,395
Oct. 20	W	24-3	New York Giants	53,363
Oct. 27	L	20-23	at St. Louis	50,767
Nov. 3	W	17-6	at Green Bay	56,267
Nov. 10	W	27-20	at Philadelphia	65,947
Nov. 17	W	28-21	Dallas	54,395
Nov. 24	W	26-7	Philadelphia	54,395
Nov. 28	L	23-24	at Dallas	63,243
Dec. 9	W	23-17	at Los Angeles	87,313
Dec. 15	W	42-0	Chicago	52,085
Dec. 22	L	10-19	at Los Angeles	80,118

Won 10, Lost 4

	Redskins	Opponents
TOTAL FIRST DOWNS	249	210
Rushing	77	79
Passing	156	114
Penalty	16	17
TOTAL NET YARDS	4,255	3,275
Avg. Per Game	303.9	234.0
Total Plays	908	843
Avg. Per Play	4.7	3.9
NET YARDS RUSHING	1,440	1,439
Avg. Per Game	102.3	102.8
Total Rushes	471	412
NET YARDS PASSING	2,809	1,839
Avg. Per Game	200.6	131.4
Sacked/Yards Lost	25/176	31/250
Gross Yards	2,978	2,102
Att./Completions	413/254	400/197
Completion Pct.	61.5	49.3
Had Intercepted	11	25
PUNT/AVERAGE	73/38.1	81/38.5
PENALTIES/YARDS	78/661	69/529
FUMBLES/LOST	17/9	28/15
TOUCHDOWNS	38	24
Rushing	11	7
Passing	22	13
Returns	5	4

SCORE BY PERIODS	1	2	3	4	OT	PTS
REDSKINS	37	120	61	102	0	320
Opponents	49	41	71	35	0	196

SCORING		TD-Ru-Pa-Rt	Pat	FG	S	TP
Moseley	0	0 0 0 0	27/30	18/30	0	81
Brown	7	3 4 0 0	0/0	0/0	0	42
Thomas	6	5 1 0 0	0/0	0/0	0	36
Taylor	5	0 5 0 0	0/0	0/0	0	30
Jefferson	4	0 4 0 0	0/0	0/0	0	24
REDSKINS	38	11 22 5	35/38	19/31	0	320
Opponents	24	7 13 4	22/24	10/14	0	196

PASSING	Att	Comp	Yds	Cmp%	Yds/Att	TD	TD%	Int	Int%	Long	Sack/Lost	Rating
Jurgensen	167	107	1,185	64.1	7.1	11	6.6	5	3.0	44	10/69	94.6
Kilmer	234	137	1,632	58.5	7.0	10	4.3	8	2.6	51	13/96	83.4
Theismann	11	9	145	81.8	13.2	1	9.1	0	0.0	69	0/0	149.1
REDSKINS	413	254	2,978	61.5	7.2	22	5.3	11	2.6	69	25/176	86.4
Opponents	399	197	2,102	49.3	5.3	13	3.2	24	6.0	52	31/256	51.0

RUSHING	No.	Yds	Avg	Long	TD
Brown	163	430	3.2	16	3
Denson	103	391	3.8	23	0
Thomas	95	347	3.7	66	5
REDSKINS	471	1,440	3.1	66	11
Opponents	412	1,439	3.5	75	7

RECEIVING	No.	Yds	Avg	Long	TD
Taylor	54	738	13.7	51	5
J. Smith	44	554	12.6	30	3
Jefferson	43	654	15.2	43	4
REDSKINS	254	2,978	11.7	69	22
Opponents	197	2,102	10.7	52	13

INTERCEPTIONS	No.	Yds	Avg.	Long	TD
Stone	5	95	19.0	31	0
Hanburger	4	6	1.5	5	0
Owens	4	59	14.8	24	0
REDSKINS	25	328	13.1	37	2
Opponents	11	79	7.2	53	1

PUNTING	No.	Yds	Avg	Long	Blk
Bragg	73	2,760	38.1	51	1
Opponents	81	3,119	38.5	64	2

PUNT RETURNS	Ret	FC	Yds	Avg	Lg	TD
Theismann	15	3	157	10.5	44	0
REDSKINS	45	6	453	10.1	58	1
Opponents	51	3	458	9.0	50	1

KICKOFF RETURNS	No.	Yds	Avg	Lg	TD
L. Jones	23	672	29.2	102	1
REDSKINS	45	1,166	25.9	102	1
Opponents	64	1,379	21.5	52	0

FIELD GOALS	1-19	20-29	30-39	40-49	50+
Moseley	1/1	2/5	9/13	6/10	0/1
Opponents	0/0	2/2	5/6	3/4	0/0

NOTABLE

Record (Finish): 10-4 (2nd NFC East)

National Honors: LB Chris Hanburger: NEA All-Pro Second Team, All-NFC Team, Pro Bowl; SS Ken Houston: NEA All-Pro Second Team, All-NFC Team, Pro Bowl; DT Diron Talbert: Pro Bowl; WR Charley Taylor: All-NFC Team, Pro Bowl.

Starters: Offense: WR Charley Taylor (14), LT Ray Schoenke (13), LG Paul Laaveg (14), C Len Hauss (14), RG Walt Sweeney (14), RT George Starke (14), TE Jerry Smith (14), WR Roy Jefferson (13), QB Billy Kilmer (10), RB Larry Brown (11), RB Larry Smith (6), QB Sonny Jurgensen (4), LT Jim Tyrer (1), WR Frank Grant (1), RB Duane Thomas (3), RB Moses Denson (8).

Defense: LE Ron McDole (13), LT Manuel Sistrum (1), RT Diron Talbert (14), RE Verlon Biggs (14), LLB Dave Robinson (14), MLB Harold McLinton (13), RLB Chris Hanburger (14), LCB Pat Fischer (14), RCB Mike Bass (14), LS Ken Houston (14), RS Brig Owens (14), LT Bill Brundige (13), LE Deacon Jones (1), MLB Russ Tillman (1).

1975

		Head Coach - George Allen	
Sept 21	W	41-3	New Orleans
Sept 28	W	49-13	New York Giants
Oct. 5	L	10-26	at Philadelphia
Oct. 13	W	27-17	St. Louis
Oct. 19	L	10-13	at Houston
Oct. 26	W	23-7	at Cleveland
Nov. 2	W	30-24	• Dallas
Nov. 9	W	21-13	at New York Giants
Nov. 16	L	17-20	• at St. Louis
Nov. 23	L	23-26	• Oakland
Nov. 30	W	31-30	Minnesota
Dec. 7	W	30-27	at Atlanta
Dec. 13	L	10-31	at Dallas
Dec. 21	L	3-26	Philadelphia

• overtime

Won 8, Lost 6

53,824
54,953
66,090
54,693
49,566
56,702
55,004
57,242
49,919
53,582
54,498
52,809
61,091
49,385

	Redskins	Opponents
TOTAL FIRST DOWNS	272	255
Rushing	97	105
Passing	150	128
Penalty	25	22
TOTAL NET YARDS	4,669	4,465
Avg. Per Game	333.5	318.9
Total Plays	919	951
Avg. Per Play	5.1	4.7
NET YARDS RUSHING	1,752	2,033
Avg. Per Game	125.1	145.2
Total Rushes	444	525
NET YARDS PASSING	2,917	2,432
Avg. Per Game	208.4	173.7
Sacked/Yards Lost	27/175	36/274
Gross Yards	3,092	2,706
Att./Completions	448/229	390/217
Completion Pct.	51.1	55.6
Had Intercepted	29	18
PUNT/AVERAGE	72/40.6	87/38.9
PENALTIES/YARDS	78/723	89/772
FUMBLES/LOST	28/17	27/19
TOUCHDOWNS	40	33
Rushing	9	11
Passing	28	17
Returns	3	5

SCORE BY PERIODS	1	2	3	4	OT	PTS
REDSKINS	49	109	44	117	6	325
Opponents	29	88	63	90	6	276

SCORING	TD	Ru	Pa	Pt	Pat	FG	S	TP
Moseley	0	0	0	0	37/39	16/25	0	85
Grant	8	0	8	0	0/0	0/0	0	48
M. Thomas	7	4	3	0	0/0	0/0	0	42
Taylor	6	0	6	0	0/0	0/0	0	36
L. Brown	5	3	2	0	0/0	0/0	0	30
REDSKINS	40	9	28	3	37/39	16/25	0	325
Opponents	33	11	17	5	27/33	17/30	0	276

PASSING	Att	Comp	Yds	Cmp%	Yds/Att	TD	TD%	Int	Int%	Long	Sack/Lost	Rating
Kilmer	346	178	2440	51.4	7.1	23	6.6	16	4.6	96	23/138	77.1
Johnson	79	41	556	51.9	7.0	4	5.1	10	12.7	36	2/19	52.1
Thelmsmann	22	10	96	45.5	4.4	1	4.5	3	13.6	30	2/18	33.6
REDSKINS	448	229	3,092	51.1	6.9	28	6.3	29	6.5	96	27/175	67.3
Opponents	390	217	2,706	55.6	6.9	17	4.4	18	4.6	68	36/274	72.7

RUSHING	No.	Yds	Avg	Long	TD
M. Thomas	235	919	3.9	34	4
L. Brown	97	352	3.6	43	3
Denson	56	195	3.5	14	0
REDSKINS	444	1,752	3.9	43	9
Opponents	525	2,033	3.9	53	11

RECEIVING	No.	Yds	Avg	Long	TD
Taylor	53	744	14.0	64	6
Grant	41	776	18.9	96	8
M. Thomas	40	483	12.0	33	3
REDSKINS	229	3,092	13.5	96	28
Opponents	217	2,706	12.5	62	17

INTERCEPTIONS	No.	Yds	Avg.	Long	TD
Bass	4	85	21.3	30	0
Houston	4	33	8.3	19	0
Hanburger	3	81	27.0	37	0
REDSKINS	18	335	18.6	57	0
Opponents	29	469	16.2	89	4

PUNTING	No.	Yds	Avg	Long	Blk
Bragg	72	2,924	40.6	63	0
Opponents	87	3,384	38.9	60	1

PUNT RETURNS	Ret	FC	Yds	Avg	Lg	TD
Jones	53	5	407	7.7	52	1
REDSKINS	61	9	464	7.6	52	1
Opponents	38	13	240	6.3	19	0

KICKOFF RETURNS	No.	Yds	Avg	Lg	TD
Jones	47	1,086	23.1	44	0
REDSKINS	58	1,296	22.3	50	0
Opponents	64	1,357	21.2	93	1

FIELD GOALS	1-19	20-29	30-39	40-49	50+
Moseley	0/0	1/3	9/10	6/9	0/3
Opponents	1/1	9/12	3/8	4/9	0/0

NOTABLE
Record (Finish): 8-6 (3rd NFC East)

National Honors: SS Ken Houston: PFWA All-Pro Team, NEA All-Pro Team, All-NFC Team, Pro Bowl; LB Chris Hanburger: PFWA All-Pro Second Team, NEA All-Pro Second Team, All-NFC Team, Pro Bowl; WR Charley Taylor: All-NFC Team, Pro Bowl; RB Mike Thomas: PFWA All-Rookie Team.

Starters: Offense: WR Charley Taylor (14), LT Tim Stokes (5), LG Paul Laaveg (8), C Len Hauss (14), RG/LG Ray Schoenke (1/8), RT George Starke (14), TE Jerry Smith (14), WR Roy Jefferson (5), QB Billy Kilmer (13), RB Moses Denson (9), RB Larry Brown (8), LT Terry Hermeling (9), RG Walter Sweeney (13), WR Frank Grant (9), QB Randy Johnson (1), RB Mike Thomas (9).

Defense: LE Ron McDole (14), LT Bill Brundige (13), RT Diron Talbert (13), RE Dennis Johnson (14), LLB Brad Dusek (14), MLB Harold McLinton (14), RLB Chris Hanburger (14), LCB Pat Fischer (11), RCB Mike Bass (14), LS Ken Houston (14), RS/LCB Bryant Salter (11/2), LCB Spencer Thomas (1), RT Dave Butz (1), LT Manny Sistrunk (1), RS RB Owens (3).



1976

		Head Coach - George Allen		
Sept. 12	W	19-17	New York Giants	54,245
Sept. 19	W	31-7	Seattle	53,174
Sept. 27	W	20-17	* at Philadelphia	60,131
Oct. 3	L	7-33	at Chicago	52,105
Oct. 10	L	30-33	Kansas City	53,060
Oct. 17	W	20-7	Detroit	45,908
Oct. 25	W	20-10	St. Louis	48,325
Oct. 31	L	7-20	Dallas	55,004
Nov. 7	W	24-21	at San Francisco	56,134
Nov. 14	L	9-12	at New York Giants	72,975
Nov. 21	W	16-10	at St. Louis	49,833
Nov. 28	W	24-0	Philadelphia	54,292
Dec. 5	W	37-16	at New York Jets	46,638
Dec. 12	W	27-14	at Dallas	59,916
				Playoffs
Dec. 18	L	20-35	at Minnesota	47,221
* overtime				

Won 10, Lost 4

	Redskins	Opponents
TOTAL FIRST DOWNS	255	215
Rushing	114	109
Passing	122	91
Penalty	19	15
TOTAL NET YARDS	4,096	4,070
Avg. Per Game	292.6	290.7
Total Plays	956	952
Avg. Per Play	4.3	4.3
NET YARDS RUSHING	2,111	2,205
Avg. Per Game	150.8	157.5
Total Rushes	548	555
NET YARDS PASSING	1,985	1,917
Avg. Per Game	141.8	136.9
Sacked/Yards Lost	38/303	44/324
Gross Yards	2,288	2,241
Att./Completions	370/187	355/146
Completion Pct.	50.5	41.1
Had Intercepted	20	26
PUNT/AVERAGE	90/38.9	93/38.9
NET PUNTING AVG.	90/32.9	93/30.0
PENALTIES/YARDS	90/868	95/818
FUMBLES/LOST	36/23	38/22
TOUCHDOWNS	32	23
Rushing	10	12
Passing	20	11
Returns	2	0

SCORE BY PERIODS	1	2	3	4	OT	PTS
REDSKINS	46	74	73	95	3	291
Opponents	39	68	40	70	0	217

SCORING	TD	Ru	Pa	Rt	Pat	FG	S	TP
Moseley	0	0	0	0	31/32	22/34	0	97
Thomas	9	5	4	0	0/0	0/0	0	54
Fugett	6	0	6	0	0/0	0/0	0	36
Grant	5	0	5	0	0/0	0/0	0	30
Riggins	4	3	1	0	0/0	0/0	0	24
REDSKINS	32	10	20	2	31/32	22/34	1	291
Opponents	23	12	11	0	22/23	19/30	0	217

RUSHING	No.	Yds	Avg	Long	TD
Thomas	254	1,101	4.3	28	5
Riggins	162	572	3.5	15	3
Hill	79	301	3.8	15	1
REDSKINS	548	2,111	3.9	28	10
Opponents	555	2,205	4.0	80	12

PASSING	Att	Comp	Yds	Cmp%	Yds/Att	TD	TD%	Int	Int%	Long	Sack/Lost	Rating
Kilmer	206	108	1,252	52.4	6.1	12	5.8	10	4.9	53	15/125	70.0
Theismann	163	79	1,036	48.5	6.4	8	4.9	10	6.1	44	22/172	59.9
REDSKINS	370	187	2,288	50.5	6.2	20	5.4	20	5.4	53	38/303	65.4
Opponents	355	146	2,241	41.1	6.3	11	3.1	26	7.3	85	44/324	42.5

RECEIVING	No.	Yds	Avg	Long	TD
Grant	50	818	16.4	53t	5
Thomas	28	290	10.4	34	4
Jefferson	27	364	13.5	27	2
REDSKINS	187	2,288	12.3	53t	20
Opponents	146	2,241	15.3	85t	11

INTERCEPTIONS	No.	Yds	Avg.	Long	TD
Lavender	8	77	9.6	28	0
Fischer	5	38	7.6	32	0
Houston	4	25	6.3	12	0
REDSKINS	26	190	7.3	32	0
Opponents	20	149	7.5	31	0

PUNTING	No.	Yds	Avg	Net	TB	In	Lg	Blk
Bragg	90	3,503	38.9	32.9	11	15	56	0
Opponents	93	3,621	38.9	30.0	7	18	61	0

PUNT RETURNS	Ret	FC	Yds	Avg	Lg	TD
E. Brown	48	8	646	13.5	71t	1
REDSKINS	52	9	688	13.2	71t	1
Opponents	44	12	323	7.3	29	0

KICKOFF RETURNS	No.	Yds	Avg	Lg	TD
E. Brown	30	738	24.6	67	0
REDSKINS	50	1,066	21.3	67	0
Opponents	63	1,018	16.2	48	0

FIELD GOALS	1-19	20-29	30-39	40-49	50+
Moseley	1/1	7/8	8/11	6/13	0/1
Opponents	0/0	4/5	9/13	4/9	2/3

NOTABLE

Record (Finish): 10-4 (2nd NFC East)

National Honors: PR Eddie Brown: AP All-Pro Second Team, Pro Bowl; LB Chris Hanburger: NEA All-Pro Team, All-NFL Team, UPI All-NFC Team, Pro Bowl; SS Ken Houston: PFWA All-Pro Team, NEA All-Pro Team, All-NFL Team, UPI All-NFC Team, Pro Bowl; RB Mike Thomas: Pro Bowl.

Starters: Offense: WR Frank Grant (14), LT Tim Stokes (14), LG Ron Saul (11), C Len Hauss (14), RG Terry Harmeling (12), RT George Starke (14), TE Jean Fugett (12), WR Roy Jefferson (14), QB Billy Kilmer (9), RB John Riggins (14), RB Mike Thomas (12), QB Joe Theismann (5), LG/RG Dan Nugent (3/2), TE Jerry Smith (2).

Defense: LE Ron McDole (14), LT/RE Bill Brundige (4/2), RT Diron Talbert (14), RE Dennis Johnson (12), LLB Brad Dusek (14), MLB Harold McCintion (14), RLB Chris Hanburger (14), LCB Pat Fischer (14), RCB Joe Lavender (14), LS Ken Houston (14), RS Jake Scott (12), RT Dave Butz (10), RS Brig Owens (2).

1977

Date	Opponent	Result	Head Coach - George Allen
Sept. 18	L	17-20	at New York Giants
Sept. 25	W	10-6	Atlanta
Oct. 2	W	24-14	St. Louis
Oct. 9	W	10-0	at Tampa Bay
Oct. 16	L	16-34	at Dallas
Oct. 23	L	6-17	New York Giants
Oct. 30	W	23-17	Philadelphia
Nov. 7	L	3-10	at Baltimore
Nov. 13	W	17-14	at Philadelphia
Nov. 21	W	10-9	Green Bay
Nov. 27	L	7-14	Dallas
Dec. 4	W	10-0	at Buffalo
Dec. 10	W	26-20	at St. Louis
Dec. 17	W	17-14	Los Angeles Rams

Won 9, Lost 5

76,086
55,031
55,031
58,571
62,115
53,903
55,031
57,740
60,702
51,498
55,031
22,975
36,067
54,208

	Redskins	Opponents
TOTAL FIRST DOWNS	227	234
Rushing	79	112
Passing	124	102
Penalty	24	20
POSSESSION AVG.	29:52	30:08
TOTAL NET YARDS	3,615	4,110
Avg. Per Game	258.2	293.6
Total Plays	937	961
Avg. Per Play	3.9	4.3
NET YARDS RUSHING	1,752	2,039
Avg. Per Game	125.1	145.6
Total Rushes	502	537
NET YARDS PASSING	1,863	2,071
Avg. Per Game	133.1	147.9
Sacked/Yards Lost	52/421	45/359
Gross Yards	2,284	2,430
Att./Completions	383/183	380/167
Completion Pct.	47.8	43.9
Had Intercepted	16	21
PUNT/AVERAGE	91/38.5	94/37.0
NET PUNTING AVG.	91/35.3	94/31.1
PENALTIES/YARDS	94/802	100/857
FUMBLES/LOST	26/14	27/12
TOUCHDOWNS	19	21
Rushing	4	8
Passing	15	12
Returns	0	1

SCORE BY PERIODS	1	2	3	4	OT	PTS
REDSKINS	64	42	33	57	0	196
Opponents	17	37	32	103	0	189

SCORING	TD-Ru	Pa-Rt	Pat	FG	S	TP		
Moseley	0	0	0	0	19/19	21/37	0	82
Thomas	5	3	2	0	0/0	0/0	0	30
Fugett	5	0	5	0	0/0	0/0	0	30
Grant	3	0	3	0	0/0	0/0	0	18
Riggins	2	0	0	0	0/0	0/0	0	12
REDSKINS	19	4	15	0	19/19	21/37	0	196
Opponents	21	8	12	1	21/21	14/29	0	189

RUSHING	No.	Yds	Avg	Long	TD
Thomas	228	806	3.5	31	3
Harmon	94	310	3.3	21	0
Hill	69	257	3.7	34	0
REDSKINS	502	1,752	3.5	34	4
Opponents	537	2,039	3.8	44	8

PASSING	Att	Comp	Yds	Cmp%	Yds/Att	TD	TD%	Int	Int%	Long	Sack/Lost	Rating
Kilmer	201	99	1,187	49.3	5.9	8	4.0	7	3.5	59	22/189	66.5
Theismann	182	84	1,097	46.2	6.0	7	3.9	9	4.9	52	30/241	57.9
REDSKINS	383	183	2,284	47.8	5.9	15	3.9	16	4.2	59	52/421	62.3
Opponents	380	167	2,430	43.9	6.4	12	3.2	21	5.5	62	45/359	52.9

RECEIVING	No.	Yds	Avg	Long	TD
Fugett	36	631	17.5	52	5
Grant	34	480	14.1	59	3
Thomas	28	245	8.8	25	2
REDSKINS	183	2,284	12.5	59	15
Opponents	167	2,430	14.6	82	12

INTERCEPTIONS	No.	Yds	Avg.	Long	TD
Houston	5	69	13.8	31	0
Lavender	4	36	9.0	31	0
Williams	4	25	6.3	25	0
REDSKINS	21	188	9.0	31	0
Opponents	16	296	18.5	45	1

PUNTING	No.	Yds	Avg	Net	TB	In	Lg	Blk
Bragg	91	3502	38.5	35.3	3	29	56	0
Opponents	94	3476	37.0	31.1	5	12	75	0

PUNT RETURNS	Ret	FC	Yds	Avg	Lg	TD
Brown	57	8	452	7.9	43	0
Opponents	50	7	228	4.6	50	0

KICKOFF RETURNS	No.	Yds	Avg	Lg	TD
Brown	34	852	25.1	46	0
REDSKINS	47	1,087	23.1	46	0
Opponents	54	1,033	19.1	46	0

FIELD GOALS	1-19	20-29	30-39	40-49	50+
Moseley	1/1	3/3	4/5	9/22	4/6
Opponents	0/0	6/7	2/8	5/11	1/3

NOTABLE

Record: (Finish): 9-5 (2nd NFC East)

National Honors: TE Jean Fugett: UPI All-NFC Team, Pro Bowl; SS Ken Houston: NEA First Team All-Pro, All-NFL Team, UPI All-NFC Team, Pro Bowl; PR Eddie Brown: Pro Bowl.

Starters: Offense: WR Charley Taylor (7), LT Tim Stokes (14), LG Ron Saul (14), C Len Hauss (14), RG Terry Hermeling (12), RT George Starke (14), TE Jean Fugett (14), WR Frank Grant (14), QB Billy Kilmer (8), RB Mike Thomas (13), RB John Riggins (5), WR Danny Buggs (7), RG Dan Nugent (2), QB Joe Theismann (6), RB Calvin Hill (1), RB Clarence Harmon (9).

Defense: LE Ron McDole (14), LT Dave Butz (8), RT Diron Talbert (14), RE Dennis Johnson (11), LLB Brad Dusek (14), MLB Harold McLinton (14), RLB Mike Curtis (10), LCB Gerard Williams (11), RCB Joe Lavender (14), SS Ken Houston (14), FS Jake Scott (14), LT Bill Brundige (6), RE Karl Lorch (3), RLB Chris Hanburger (4), LCB Pat Fischer (3).

1978

		Head Coach - Jack Pardee		
Sept. 3	W	16-14	at New England	55,037
Sept. 10	W	35-30	Philadelphia	54,380
Sept. 17	W	28-10	at St. Louis	49,282
Sept. 24	W	23-3	New York Jets	54,729
Oct. 2	W	9-5	Dallas	55,031
Oct. 8	W	21-19	at Detroit	60,555
Oct. 15	L	10-17	at Philadelphia	65,722
Oct. 22	L	6-17	at New York Giants	76,192
Oct. 29	W	38-20	San Francisco	53,706
Nov. 6	L	17-21	at Baltimore	57,631
Nov. 12	W	16-13	* New York Giants	53,271
Nov. 19	L	17-27	St. Louis	52,460
Nov. 23	L	10-37	at Dallas	64,905
Dec. 3	L	0-16	Miami	52,660
Dec. 10	L	17-20	at Atlanta	54,178
Dec. 16	L	10-14	Chicago	49,774

• overtime

Won 8, Lost 8

Redskins Opponents

	Redskins	Opponents
TOTAL FIRST DOWNS	261	283
Rushing	99	131
Passing	134	133
Penalty	28	19
TOTAL NET YARDS	4,648	4,914
Avg. Per Game	290.5	307.1
Total Plays	1,025	1,069
Avg. Per Play	4.5	4.6
NET YARDS RUSHING	2,083	2,536
Avg. Per Game	130.2	158.5
Total Rushes	536	625
NET YARDS PASSING	2,565	2,378
Avg. Per Game	160.3	148.6
Sacked/Yards Lost	46/413	35/323
Gross Yards	2,978	2,701
Att./Completions	443/212	409/197
Completion Pct.	47.9	48.2
Had Intercepted	21	22
PUNT/AVERAGE	103/39.4	104/37.3
NET PUNTING AVG.	33.9	30.8
PENALTIES/YARDS	117/999	85/796
FUMBLES/LOST	31/16	20/10
TOUCHDOWNS	31	30
Rushing	10	15
Passing	17	11
Returns	4	4

SCORE BY PERIODS	1	2	3	4	OT	PTS
REDSKINS	23	107	71	69	3	273
Opponents	81	61	66	75	0	283

SCORING		TD-Ru-Pa-Rt	Pat	FG	S	TP
Moseley	0	0 0 0	30/31	19/30	0	87
Fugett	7	0 7 0	0/0	0/0	0	42
Riggins	5	5 0 0	0/0	0/0	0	30
Thomas	5	3 2 0	0/0	0/0	0	30
McDaniel	4	0 4 0	0/0	0/0	0	24
REDSKINS	31	10 17 4	30/31	19/30	0	273
Opponents	30	15 11 4	29/30	24/34	1	283

PASSING	Att	Comp	Yds	Cmp%	Yds/Att	TD	TD%	Int	Int%	Long	Sack/Lost	Rating
Theismann	395	187	2,593	47.3	6.5	13	3.3	18	4.6	63	42/391	60.7
Kilmer	46	23	316	50.0	6.8	4	8.7	3	6.5	50	4/22	74.3
REDSKINS	439	212	2,978	48.0	6.8	17	3.9	21	4.8	63	46/413	63/6
Opponents	409	197	2,701	48.2	6.6	10	2.4	22	5.4	78	35/323	55.3

RUSHING	No.	Yds	Avg	Long	TD
Riggins	248	1,014	4.1	31	5
Thomas	160	534	3.3	26	3
Theismann	37	177	4.8	20	1
REDSKINS	536	2,083	3.9	47	10
Opponents	625	2,536	4.1	59	15

RECEIVING	No.	Yds	Avg	Long	TD
Bugs	36	575	16.0	63	2
Thomas	35	387	11.1	35	2
McDaniel	34	577	17.0	52	4
REDSKINS	212	2,978	14.0	63	17
Opponents	197	2,701	13.7	78	10

INTERCEPTIONS	No.	Yds	Avg	Long	TD
Scott	7	72	10.3	39	0
Williams	4	51	12.8	20	0
Parrish	4	21	5.3	23	0
REDSKINS	22	187	8.5	39	0
Opponents	21	480	22.9	59	1

PUNTING	No.	Yds	Avg	Net	TB	In	Lg	Blk
Bragg	103	4,056	39.4	33.9	10	23	56	1
Opponents	104	3,882	37.3	30.8	6	20	59	1

PUNT RETURNS	Ret	FC	Yds	Avg	Lg	TD
Green	42	13	443	10.5	80	1
REDSKINS	54	17	527	9.8	80	1
Opponents	49	24	328	6.7	73	2

KICKOFF RETURNS	No.	Yds	Avg	Lg	TD
Green	34	870	25.6	99	1
REDSKINS	58	1,352	23.3	99	1
Opponents	55	965	17.5	44	0

FIELD GOALS	1-19	20-29	30-39	40-49	50+
Moseley	0/0	4/4	5/7	8/13	2/6
Opponents	2/2	9/9	12/16	1/4	0/3

NOTABLE

Record (Finish): 8-8 (3rd NFC East)

National Honors: PR Tony Green; Pro Bowl; SS Ken Houston; Pro Bowl.

Starters: Offense: WR Frank Grant (6), LT Terry Hermeling (16), LG Ron Sul (15), C Bob Kuziel (16), RG Dan Nugent (16), RT George Starke (9), TE Reggie Haynes (4), WR Danny Buggs (11), QB Joe Theismann (14), HB Mike Thomas (13), FB John Riggins (15), WR John McDaniel (11), LG/RT Jim Harlan (1/1), RT Jeff Williams (6), Jean Fugett (12), QB Billy Kilmer (2), WR Ricky Thompson (4), RB Clarence Harmon (3), HB Benny Malone (1).

Defense: LE/RE Ron McDole (9/1), LT Dave Butz (16), RT Diron Talbert (12), RE Coy Bacon (14), LLB Brad Dusek (16), MLB Harold McLinton (15), RLB Chris Hanburger (16), LCB Lemar Parrish (11), RCB Joe Lavender (16), SS Ken Houston (16), FS Jake Scott (16), RT Perry Brooks (1), RT Perry Brooks (3), LE/RE Karl Lorch (7/1), MLB Mike Curtis (2), LCB Gerard Williams (5).

1979

		Head Coach - Jack Pardee	
Sept. 2	L	27-29	Houston
Sept. 9	W	27-24	at Detroit
Sept. 17	W	27-0	New York Giants
Sept. 23	W	17-7	at St. Louis
Sept. 30	W	16-7	at Atlanta
Oct. 7	L	17-28	at Philadelphia
Oct. 14	W	13-9	at Cleveland
Oct. 21	W	17-7	Philadelphia
Oct. 28	L	10-14	New Orleans
Nov. 4	L	7-38	at Pittsburgh
Nov. 11	W	30-28	St. Louis
Nov. 18	W	34-20	Dallas
Nov. 25	L	6-14	at New York Giants
Dec. 2	W	38-21	Green Bay
Dec. 9	W	28-14	Cincinnati
Dec. 16	L	34-35	at Dallas

Won 10, Lost 6

Redskins Opponents

TOTAL FIRST DOWNS	297	320
Rushing	126	126
Passing	144	165
Penalty	27	29
TOTAL NET YARDS	4,904	5,142
Avg. Per Game	306.5	321.4
Total Plays	1,044	1,058
Avg. Per Play	4.7	4.9
NET YARDS RUSHING	2,328	2,150
Avg. Per Game	145.5	134.4
Total Rushes	609	541
NET YARDS PASSING	2,576	2,992
Avg. Per Game	161.0	187.0
Sacked/Yards Lost	34/263	47/347
Gross Yards	2,839	3,339
Att./Completions	401/235	470/234
Completion Pct.	58.6	49.8
Had Intercepted	15	26
PUNT/AVERAGE	78/38.4	70/40.7
NET PUNTING AVG.	78/34.1	70/34.2
PENALTIES/YARDS	86/749	77/619
FUMBLES/LOST	21/10	34/21
TOUCHDOWNS	39	39
Rushing	17	21
Passing	20	18
Returns	2	0

SCORE BY PERIODS

	1	2	3	4	OT	PTS
Redskins	61	130	57	100	0	348
Opponents	65	75	48	107	0	295

SCORING

	TD	Ru	Pa	Rt	Pat	FG	S	TP
Moseley	0	0	0	0	39/39	25/33	0	114
Riggins	12	9	3	0	0/0	0/0	0	72
Harmon	5	0	5	0	0/0	0/0	0	30
REDSKINS	39	17	20	2	39/39	25/33	0	348
Opponents	39	21	18	0	37/39	8/17	0	295

RUSHING

	No.	Yds	Avg	Long	TD
Riggins	260	1,153	4.4	66	9
Malone	176	472	2.7	14	3
Harmon	65	267	4.1	18	0
REDSKINS	609	2,328	3.8	66	17
Opponents	543	2,150	4.0	33	21

PASSING

	Att	Comp	Yds	Cmp%	Yds/Att	TD	TD%	Int	Int%	Long	Sack/Lost	Rating
Theismann	395	233	2,797	59.0	7.1	20	5.1	13	3.3	62	34/263	84.0
REDSKINS	401	235	2,839	58.6	7.1	20	5.0	15	3.7	62	34/263	81.7
Opponents	470	234	3,339	49.8	7.1	18	3.8	26	5.5	65	47/349	62.9

RECEIVING	No.	Yds	Avg	Long	TD
Buggs	46	631	13.7	45	1
Harmon	32	434	13.6	40	5
Riggins	28	163	5.8	23	3
REDSKINS	235	2,839	12.1	62	20
Opponents	234	3,339	14.3	65	18

INTERCEPTIONS	No.	Yds	Avg	Long	TD
Parrish	9	65	7.2	23	0
Lavender	6	77	12.8	27	0
Murphy	3	29	9.7	16	0
REDSKINS	26	250	9.6	31	1
Opponents	15	82	5.5	28	0

PUNTING	No.	Yds	Avg	Net	TB	In	Lg	Bk
Bragg	78	2,998	38.4	34.1	10	12	74	0
Opponents	70	2848	40.7	34.2	9	12	62	0

PUNT RETURNS	Ret	FC	Yds	Avg	Lg	TD
Hardeman	24	6	207	8.6	52	0
REDSKINS	33	13	271	8.2	52	0
Opponents	29	19	135	4.7	16	0

KICKOFF RETURNS	No.	Yds	Avg	Lg	TD
Hardeman	19	404	21.3	33	0
REDSKINS	55	1,145	20.8	38	0
Opponents	76	1,280	16.8	41	0

FIELD GOALS	1-19	20-29	30-39	40-49	50+
Moseley	2/2	5/5	8/9	9/14	1/3
Opponents	0/0	3/3	3/7	2/7	0/0

DEFENSIVE STATISTICS	T	S	A	FF	FR
Player					
Murphy	152	78	74	0	0
Olkewicz	140	84	56	0	0
Dusek	116	75	41	0	0

NOTABLE

Record (Finish): 10-6 (3rd NFC East)

National Honors: CB Lamar Parrish: PFWA All-Pro Team, NEA All-Pro Team, AP All-Pro Team, All-NFL Team, UPI All-NFC Team, Pro Bowl; Ken Houston: UPI All-NFC Team, Pro Bowl; Mark Moseley: UPI All-NFC Team, Pro Bowl.

Starters: Offense: WR Danny Buggs (14), LT Terry Hermeling (16), LG Ron Saul (15), C Bob Kuziel (16), RG Jeff Williams (16), RT George Starke (16), TE Jean Fugett (6), WR Ricky Thompson (15), QB Joe Theismann (16), FB Clarence Harmon (1), FB John Riggins (15), HB Benny Malone (16), LG Fred Dean (1), TE Don Warren (10), WR John McDaniel (2), WR Chris DeFrance (1).

Defense: LE Joe Jones (3), LT Dave Butz (14), RT Ron Talbert (16), LE/RE Karl Lorch (13/2), LLB Brad Dusek (16), MLB Don Hoyer (7), RLB Rich Miot (7), LCB Lamar Parrish (16), RCB Joe Lavender (14), SS Ken Houston (13), FS Mark Murphy (16), RE Coy Bacon (14), LT Paul Smith (2), MLB Neal Olkewicz (9), RLB Pete Wysocki (9), RCB/SS Tony Peters (2/3).

1980

		Head Coach - Jack Pardee		
Sept. 8	L	3-17	Dallas	55,045
Sept. 14	W	23-21	at New York Giants	73,343
Sept. 21	L	21-24	at Oakland	45,163
Sept. 28	L	0-14	Seattle	53,263
Oct. 5	L	14-24	at Philadelphia	69,044
Oct. 13	L	17-20	at Denver	74,657
Oct. 19	W	23-0	St. Louis	51,060
Oct. 26	W	22-14	New Orleans	51,375
Nov. 2	L	14-39	Minnesota	52,060
Nov. 9	L	21-35	at Chicago	57,159
Nov. 15	L	0-24	Philadelphia	51,897
Nov. 23	L	10-14	at Dallas	58,809
Nov. 30	L	6-10	at Atlanta	55,665
Dec. 7	W	40-17	San Diego	48,556
Dec. 13	W	16-13	New York Giants	44,443
Dec. 21	W	31-7	at St. Louis	35,942

Won 6, Lost 10

RECEIVING	No.	Yds	Avg	Long	TD
Monk	58	797	13.7	54	3
Harmon	54	534	9.9	45	4
Warren	31	323	10.4	35	0
REDSKINS	284	3,171	11.2	54	17
Opponents	187	2,504	13.4	54	17

INTERCEPTIONS	No.	Yds	Avg.	Long	TD
Parrish	7	13	1.9	9	0
Lavender	6	96	16.0	51	1
Murphy	6	58	9.7	28	0
REDSKINS	33	319	9.7	51	1
Opponents	18	219	12.2	52	1

PUNTING	No.	Yds	Avg	Net	TB	In	Lg	Bk
Connell	85	3,331	39.2	33.4	7	12	57	0
Opponents	84	3,422	40.7	33.3	13	14	57	0

PUNT RETURNS	Ret	FC	Yds	Avg	Lg	TD
Nelms	48	5	487	10.1	64	0
REDSKINS	48	5	487	10.1	64	0
Opponents	52	14	351	6.8	52	0

KICKOFF RETURNS	No.	Yds	Avg	Lg	TD
Nelms	38	810	21.3	51	0
REDSKINS	57	1,204	21.1	53	0
Opponents	60	1,112	18.5	70	1

FIELD GOALS	1-19	20-29	30-39	40-49	50+
Moseley	0/0	3/4	5/6	7/12	3/11
Opponents	1/1	5/5	5/5	0/3	1/2

DEFENSIVE STATISTICS	T	S	A
Player			
Murphy	186	93	93
Coleman	118	81	37
Peters	107	70	37

NOTABLE

Record (Finish): 6-10 (3rd NFC East)

National Honors: PR Mike Nelms (Pro Bowl), CB Lemar Parrish (PFWA All-Pro Team, NEA All-Pro Team, All-NFL Team, All-NFC Team, Pro Bowl); WR Art Monk: All-Rookie Team.

Starters: Offense: WR John McDaniel (6), LT Terry Hermeling (11), LG Ron Saul (15), C Bob Kuziel (12), RG Jeff Williams (15), RT George Starke (13), TE Phil DuBois (1), WR Ricky Thompson (15), QB Joe Theismann (15), RB Buddy Hardeman (1), FB Clarence Harmon (14), WR Art Monk (11), LT/RT/RG Fred Dean (5/2/1), LG Dan Nugent (1), C Dan Peiffer (4), RT Gary Anderson (1), TE Don Warren (12), TE Rick Walker (4), RB Wilbur Jackson (14), QB Mike Kruzcek (1), RB Bobby Hammond (1), RB Ricky Claitt (1).

Defense: LE Karl Lorch (16), LT Dave Butz (16), RT Perry Brooks (4), RE Coy Bacon (16), LLB/RLB Monte Coleman (2/8), MLB Rich Milot (5), RLB Pete Wysocki (8), LCB Lemar Parrish (16), RCB Joe Lavender (16), SS Ken Houston (5), FS Mark Murphy (16), RT Diron Talbert (5), RT Paul Smith (7), LLB Brad Dusek (14), MLB Neal Olkewicz (11), SS Tony Peters (11).

	Redskins	Opponents
TOTAL FIRST DOWNS	279	298
Rushing	108	144
Passing	149	127
Penalty	22	27
TOTAL NET YARDS	4,854	4,695
Avg. Per Game	303.4	293.4
Total Plays	1,039	1,020
Avg. Per Play	4.7	4.6
NET YARDS RUSHING	2,016	2,524
Avg. Per Game	126.0	157.8
Total Rushes	517	585
NET YARDS PASSING	2,838	2,171
Avg. Per Game	177.4	135.7
Sacked/Yards Lost	36/333	43/333
Gross Yards	3171	2504
Att./Completions	486/284	392/187
Completion Pct.	58.4	47.7
Had Intercepted	18	33
PUNT/AVERAGE	85/39.2	84/40.7
NET PUNTING AVG.	85/33.4	84/33.3
PENALTIES/YARDS	114/1,008	87/666
FUMBLES/LOST	35/18	25/12
TOUCHDOWNS	30	36
Rushing	12	16
Passing	17	17
Returns	1	3

SCORE BY PERIODS	1	2	3	4	OT	PTS
REDSKINS	43	80	61	77	0	261
Opponents	80	101	34	78	0	293

SCORING	TD-Ru-Pa-Rt	Pat	FG	S	TP
Moseley	0 0 0 0	27/30	18/33	0	81
Harmon	8 4 4 0	0/0	0/0	0	48
Thompson	5 0 5 0	0/0	0/0	0	30
REDSKINS	30 12 17 1	27/30	18/33	0	261
Opponents	36 16 17 3	36/36	13/16	0	293

RUSHING	No.	Yds	Avg	Long	TD
Jackson	176	708	4.0	55	3
Harmon	128	484	3.8	23	4
Hammond	45	265	5.9	36	0
REDSKINS	517	2,016	3.9	55	12
Opponents	585	2,524	4.3	50	16

PASSING	Att	Comp	Yds	Cmp%	Yds/Att	TD	TD%	Int	Int%	Long	Sack/Lost	Rating
Theismann	454	262	2,962	57.7	6.5	17	3.7	16	3.5	54	31/280	75.1
Kruzcek	31	22	209	71.0	6.7	0	0.0	2	6.5	41	5/51	62.2
REDSKINS	486	284	3,171	58.4	6.5	17	3.5	18	3.7	54	36/333	75.1
Opponents	392	187	2,504	47.7	6.4	17	4.3	33	8.4	54	43/333	47.8

1981

		Head Coach - Joe Gibbs		
Sept. 6	L	10-26	Dallas	55,045
Sept. 13	L	7-17	New York Giants	53,343
Sept. 20	L	30-40	at St. Louis Cardinals	47,592
Sept. 27	L	13-36	at Philadelphia	70,664
Oct. 4	L	17-30	San Francisco	51,843
Oct. 11	W	24-7	at Chicago	57,683
Oct. 18	L	10-13	at Miami	47,367
Oct. 25	W	24-22	New England	50,394
Nov. 1	W	42-21	St. Louis	50,643
Nov. 8	W	33-31	Detroit	52,090
Nov. 15	W	30-27	* at New York Giants	63,133
Nov. 22	L	10-24	at Dallas	64,583
Nov. 29	L	14-21	at Buffalo	59,624
Dec. 6	W	15-13	Philadelphia	52,206
Dec. 13	W	38-14	Baltimore	49,706
Dec. 20	W	30-7	at Los Angeles Rams	52,224

* overtime

Won 8, Lost 8

Redskins	Opponents
334	310
136	133
173	152
25	25
31:23	28:37
5,623	5,206
351.4	325.4
1,083	1,016
5.2	5.1
2,157	2,161
134.8	135.1
532	532
3,466	3,045
216.6	190.3
30/277	32/265
3,743	3,310
525/307	452/214
58.5	47.3
22	24
73/40.0	80/41.6
33.4	32.8
98/940	107/916
32/19	32/15
42	43
19	17
19	21
4	5

TOTAL FIRST DOWNS

Rushing	136
Passing	173
Penalty	25

POSSESSION AVG.

TOTAL NET YARDS	5,623
Avg. Per Game	351.4
Total Plays	1,083
Avg. Per Play	5.2

NET YARDS RUSHING

Total Rushes	532
Avg. Per Game	32.6

NET YARDS PASSING

Avg. Per Game	216.6
Sacked/Yards Lost	30/277
Gross Yards	3,743
Att./Completions	525/307
Completion Pct.	58.5
Had Intercepted	22

PUNT/AVERAGE

73/40.0

NET PUNTING AVG.

33.4

PENALTIES/YARDS

98/940

FUMBLES/LOST

32/19

TOUCHDOWNS

Rushing	19
Passing	19
Returns	4

SCORE BY PERIODS

REDSKINS	1	2	3	4	OT	PTS
REDSKINS	77	112	64	91	3	347
Opponents	64	110	61	114	0	349

SCORING

	TD	Ru	Pa	Pt	Pat	FG	S	TP
Moseley	0	0	0	0	38/42	19/30	0	95
Riggins	13	13	0	0	0/0	0/0	0	78
Washington	7	4	3	0	0/0	0/0	0	42
Monk	6	0	6	0	0/0	0/0	0	36
REDSKINS	42	19	19	4	38/42	19/30	0	347
Opponents	43	17	21	5	38/43	17/24	1	349

RUSHING

	No.	Yds	Avg	Long	TD
Washington	210	916	4.4	32	4
Riggins	195	714	3.7	24	13
Jackson	46	183	4.0	14	0
REDSKINS	532	2,157	4.1	32	19
Opponents	532	2,161	4.1	51	17

PASSING

	Att	Comp	Yds	Cmp%	Yds/Att	TD	TD%	Int	Int%	Long	Sack/Lost	Rating
Theismann	496	293	3,568	59.1	7.1	19	3.8	20	4.0	79	28/259	77.3
REDSKINS	525	307	3,743	58.5	7.1	19	3.6	22	4.2	79	30/277	75.1
Opponents	452	214	3,310	47.3	7.3	21	4.6	24	5.3	58	32/265	65.3

RECEIVING

	No.	Yds	Avg	Long	TD
Washington	70	558	8.0	29	3
Monk	56	894	16.0	79t	6
Metcalf	48	595	12.4	52	0
REDSKINS	307	3,743	12.2	79t	19
Opponents	214	3,310	15.5	58t	21

INTERCEPTIONS

	No.	Yds	Avg	Long	TD
Murphy	7	68	9.7	29	0
Lavender	4	52	13.0	30	0
Coleman	3	52	17.3	52t	1
REDSKINS	24	249	10.4	52t	2
Opponents	22	391	17.8	96	1

PUNTING

	No.	Yds	Avg	Net	TB	In	Lg	Bk
Connell	73	2,923	40.0	33.4	5	13	57	0
Opponents	80	3,328	41.6	32.8	10	17	52	0

PUNT RETURNS

	Ret	FC	Yds	Avg	Lg	TD
Nelms	45	1	492	10.9	75t	2
REDSKINS	49	4	507	10.3	75t	2
Opponents	50	12	388	7.8	50t	1

KICKOFF RETURNS

	No.	Yds	Avg	Lg	TD
Nelms	37	1,099	29.7	84	0
REDSKINS	67	1,673	25.0	84	0
Opponents	69	1,275	18.5	43	0

FIELD GOALS

	1-19	20-29	30-39	40-49	50+
Moseley	1/1	7/8	6/8	5/12	0/1
Opponents	1/1	9/10	2/5	4/5	1/3

DEFENSIVE STATISTICS

Player	T	S	A	FF	FR
Murphy	197	127	70	0	4
Okiewicz	168	127	61	0	0
Coleman	115	77	38	0	1

NOTABLE

Record (Finish): 8-8 (4th NFC East)

National Honors:

KR Mike Nelms: PFWA All-Pro Team, All-NFL Team, Pro Bowl; T Joe Jacoby: PFWA All-Rookie Team.

Starters: Offense:

WR Ricky Thompson (5), LT Mark May (8), LG Russ Grimm (13), C Jeff Bostic (16), RG Melvin Jones (10), RT George Starke (13), TE Don Warren (16), WR Art Monk (16), QB Joe Theismann (16), RB Joe Washington (13), RB John Riggins (4), TE Richard Caster (1), HB Terry Metcalf (2), FB Wilbur Jackson (2), TE Rick Walker (14), LG/RT/LT Joe Jacoby (2/3/8), LG/RG Ron Saul (1/6), WR Virgil Seay (7).

Defense:

LE Karl Lorch (10), LT Dave Butz (16), RT Perry Brooks (12), RE Coy Bacon (3), LLB/RLB Monte Coleman (6/5), MLB Neal Okiewicz (14), RLB/LLB Rich Milot (4/2), LCB Jeris White (8), RCB Joe Lavender (16), SS Tony Peters (16), FS Mark Murphy (16), LCB Lemar Parrish (8), LE/RE/RT Mat Mendenhall (6/4/1), RT Wilbur Young (3), RE Dexter Manley (5), LLB/RLB Brad Dusek (7/2), MLB Pete Cronan (2) RLB/LLB Mel Kaufman (5/1).

OWNERSHIP
COACHES
PLAYERS
STATISTICS
RECORDS
HISTORY
SIDELINES

1982

Head Coach - Joe Gibbs

Won 8, Lost 1

Sept. 12	W	37-34	at Philadelphia	68,885
Sept. 19	W	21-13	at Buccaneers	66,187
Nov. 21	W	27-17	at New York Giants	70,766
Nov. 28	W	13-9	Philadelphia	48,313
Dec. 5	L	10-24	Dallas	54,633
Dec. 12	W	12-7	at St. Louis	36,308
Dec. 19	W	15-14	New York Giants	50,030
Dec. 26	W	27-10	at New Orleans	48,667
Jan. 2	W	28-0	St. Louis	52,554
DNP: (Home): Cleveland, Pittsburgh, San Francisco, Minnesota, (Away): Dallas, Houston, Cincinnati.				
* overtime				
Playoffs				
Jan. 8	W	31-7	Detroit	55,045
Jan. 15	W	21-7	Minnesota	54,592
Jan. 22	W	31-17	Dallas	55,045
Super Bowl XVII, Pasadena, CA				
Jan. 30	W	27-17	Miami	103,667

	Redskins	Opponents
TOTAL FIRST DOWNS	165	150
Rushing	66	46
Passing	87	93
Penalty	12	11
TOTAL NET YARDS	2,985	2,560
Avg. Per Game	331.7	284.4
Total Plays	598	554
Avg. Per Play	5.0	4.6
NET YARDS RUSHING	1,140	946
Avg. Per Game	126.7	105.1
Total Rushes	315	247
NET YARDS PASSING	1,845	1,714
Avg. Per Game	205.0	190.4
Sacked/Yards Lost	30/223	32/256
Gross Yards	2,068	1,970
Att./Completions	253/162	275/146
Completion Pct.	64.0	53.1
Had Intercepted	9	11
PUNTI/AVERAGE	52/37.3	56/40.1
NET PUNTING AVG.	33.3	33.2
PENALTIES/YARDS	46/404	52/572
FUMBLES/LOST	15/7	23/13
TOUCHDOWNS	19	16
Rushing	5	8
Passing	13	8
Returns	1	0

SCORE BY PERIODS	1	2	3	4	OT	PTS
REDSKINS	36	67	22	62	3	190
Opponents	17	33	43	35	0	128

SCORING	TD	Plu	Pa	Rt	Pat	FG	S	TP
Moseley	0	0	0	0	16/19	20/21	0	76
Brown	8	0	8	0	0/0	0/0	0	48
Riggins	3	3	0	0	0/0	0/0	0	18
REDSKINS	19	5	13	1	16/19	20/21	0	190
Opponents	16	8	8	0	14/16	6/9	0	128

RUSHING	No.	Yds	Avg	Long	TD
Riggins	177	553	3.1	19	3
Washington	44	190	4.3	40	1
Harmon	38	168	4.4	20	1
REDSKINS	315	1,140	3.6	40	5
Opponents	247	946	3.8	64	8

PASSING	Att	Comp	Yds	Cmp%	Yds/Att	TD	TD%	Int	Int%	Long	Sack/Lost	Rating
Theismann	252	161	2,033	63.9	8.1	13	5.2	9	3.6	78	30/223	91.3
REDSKINS	253	162	2,068	64.0	8.2	13	5.1	9	3.6	78	30/223	91.5
Opponents	275	146	1,970	53.1	7.2	8	2.9	11	4.0	62	32/256	69.3

RECEIVING	No.	Yds	Avg	Long	TD
Monk	35	447	12.8	43	1
Brown	32	690	21.6	78t	8
Warren	27	310	11.5	29	0
REDSKINS	162	2,068	12.8	78t	13
Opponents	146	1,970	13.5	62	8

INTERCEPTIONS	No.	Yds	Avg	Long	TD
Dean	3	62	20.7	26	0
White	3	4	1.3	4	0
Murphy	2	0	0.0	0	0
REDSKINS	11	85	7.7	26	0
Opponent	9	68	7.6	15	0

PUNTING	No.	Yds	Avg	Net	TB	In	Lg	Bk
Hayes	51	1,937	38.0	33.3	5	10	58	1
REDSKINS	52	1,937	37.3	33.3	5	10	58	1
Opponents	56	2,247	40.1	33.2	3	5	58	1

PUNT RETURNS	Ret	FC	Yds	Avg	Lg	TD
Nelms	32	0	252	7.9	28	0
REDSKINS	38	2	295	7.8	28	0
Opponents	30	2	106	3.5	11	0

KICKOFF RETURNS	No.	Yds	Avg	Lg	TD
Nelms	23	557	24.2	58	0
REDSKINS	30	649	21.6	58	0
Opponents	41	728	17.8	33	0

FIELD GOALS	1-19	20-29	30-39	40-49	50+
Moseley	1/1	6/6	8/8	5/6	0/0
Opponents	0/0	1/2	2/2	3/4	0/1

DEFENSIVE STATISTICS

Player	T	S	A	FF	FR
Murphy	100	55	45	-	-
Olkewicz	88	55	33	-	-
Milot	73	41	32	-	-

NOTABLE

Record (Finish): 8-1 (Super Bowl XVII Champion)

National Honors: Coach Joe Gibbs: NFL Coach of the Year. WR Charlie Brown: Pro Bowl, All-Rookie Team. CB Vernon Dean: All-Rookie team. K Mark Moseley: Pro Bowl, PFWA All-Pro Team, NEA All-Pro Team, AP All-Pro Team, All-NFL Team. KR Mike Nelms: Pro Bowl, PFWA All-Pro Team, All-NFL Team, UPI All-NFC Team. SS Tony Peters: Pro Bowl, UPI All-NFC Team. QB Joe Theismann: Pro Bowl, UPI All-NFC Team.

Starters: Offense: WR Charlie Brown (9), LT Joe Jacoby (9), LG Russ Grimm (9), C Jeff Bostic (9), RG Mark May (9), RT George Starke (9), TE Don Warren (9), WR Art Monk (9), QB Joe Theismann (9), TE Michael Williams (1), FB John Riggins (8), TE Rick Walker (6), RB Joe Washington (1), RB Wilbur Jackson (1), WR Virgil Seay (1).

Defense: LE Mat Mendenhall (9), LT Dave Butz (9), RT Perry Brooks (5), RE Dexter Manley (4), LLB Monte Coleman (2), MLB Neal Olkewicz (9), RLB Rich Milot (9), LCB Jeris White (9), RCB Joe Lavender (1), SS Tony Peters (9), FS Mark Murphy (9), RT Darryl Grant (4), LLB Mel Kaufman (7), RCB Vernon Dean (8).

1983

Head Coach - Joe Gibbs

Date	Day	Time	Opponent	Score
Sept. 5	L	30-31	Dallas	55,045
Sept. 11	W	23-13	at Philadelphia	69,542
Sept. 18	W	27-12	Kansas City	52,610
Sept. 25	W	27-17	at Seattle	60,718
Oct. 2	W	37-35	Los Angeles Raiders	54,016
Oct. 9	W	38-14	at St. Louis	42,698
Oct. 17	L	47-48	at Green Bay	55,255
Oct. 23	W	38-17	Detroit	53,189
Oct. 31	W	27-24	at San Diego	46,120
Nov. 6	W	45-7	St. Louis	51,380
Nov. 13	W	33-17	at New York Giants	71,482
Nov. 20	W	42-20	at Los Angeles Rams	63,081
Nov. 27	W	28-24	Philadelphia	54,329
Dec. 4	W	37-21	Atlanta Falcons	52,074
Dec. 11	W	31-10	at Dallas	65,074
Dec. 17	W	31-22	New York Giants	53,874
Playoffs				
Jan. 1	W	51-7	Los Angeles Rams	55,363
Jan. 8	W	24-21	San Francisco	55,363
Super Bowl XVIII, Tampa, FL				
Jan. 22	L	9-38	Los Angeles Raiders	72,920

Won 14, Lost 2

Redskins Opponents

Category	Redskins	Opponents
TOTAL FIRST DOWNS	353	290
Rushing	165	76
Passing	173	196
Penalty	15	18
POSSESSION AVG.	33:44	28:16
TOTAL NET YARDS	6,139	5,264
Avg. Per Game	383.7	329.0
Total Plays	1,127	969
Avg. Per Play	5.4	5.4
NET YARDS RUSHING	2,625	1,289
Avg. Per Game	164.1	80.6
Total Rushes	627	349
NET YARDS PASSING	3,514	3,975
Avg. Per Game	219.6	248.4
Sacked/Yards Lost	35/251	51/402
Gross Yards	3,765	4,377
Att./Completions	463/278	570/301
Completion Pct.	60.0	52.8
Had Intercepted	11	34
PUNT/AVERAGE	72/38.8	65/42.2
NET PUNTING AVG.	72/32.6	65/36.1
PENALTIES/YARDS	90/775	80/710
FUMBLES/LOST	13/7	46/27
TOUCHDOWNS	63	39
Rushing	30	9
Passing	29	28
Returns	4	2

SCORE BY PERIODS

	1	2	3	4	OT	PTS
REDSKINS	127	153	129	132	0	541
Opponents	42	86	83	131	0	332

SCORING

	TD	Ru	Pa	Rt	Pat	FG	S	TP
Moseley	0	0	0	0	62/63	33/47	0	161
Riggins	24	24	0	0	0/0	0/0	0	144
Brown	8	0	8	0	0/0	0/0	0	48
Washington	6	0	6	0	0/0	0/0	0	36
REDSKINS	63	30	29	4	62/63	33/47	1	541
Opponents	39	9	28	2	38/39	20/28	0	332

PASSING	Att	Comp	Yds	Cmp%	Yds/Att	TD	TD%	Int	Int%	Long	Sack/Lost	Rating
Theismann	459	276	3714	60.1	8.1	29	6.3	11	2.4	84	34/242	97.0
REDSKINS	463	278	3,765	60.0	8.1	29	6.3	11	2.4	84	35/251	97.0
Opponents	570	301	4,377	52.8	7.7	28	4.9	34	6.0	99t	51/402	69.4

RUSHING	No.	Yds	Avg	Long	TD
Riggins	375	1,347	3.6	44	24
Washington	145	772	5.3	41	0
REDSKINS	629	2,625	4.2	48	30
Opponents	349	1,289	3.7	77	9

RECEIVING	No.	Yds	Avg	Long	TD
Brown	78	1,225	15.7	75t	8
Monk	47	746	15.9	43t	5
Washington	47	454	9.7	67	6
REDSKINS	278	3,765	13.5	84	29
Opponents	301	4,377	14.5	99t	28

INTERCEPTIONS	No.	Yds	Avg.	Long	TD
Murphy	9	127	14.1	48	0
Dean	5	54	10.8	26	0
REDSKINS	34	447	13.1	70t	1
Opponents	11	90	8.2	33	0

PUNTING	No.	Yds	Avg	Net	TB	In	Lg	Blk
Hayes	72	2,796	38.8	32.6	2	29	56	0
Opponents	65	2,744	42.2	36.1	1	5	60	1

PUNT RETURNS	Ret	FC	Yds	Avg	Lg	TD
Nelms	38	1	289	7.6	35	0
REDSKINS	49	6	377	7.7	42	0
Opponents	41	11	407	9.9	97t	1

KICKOFF RETURNS	No.	Yds	Avg	Lg	TD
Nelms	35	802	22.0	41	0
REDSKINS	62	1,306	20.7	58	0
Opponents	91	1,772	19.5	57	0

FIELD GOALS	1-19	20-29	30-39	40-49	50+
Moseley	1/1	10/10	14/19	7/14	1/3
Opponents	1/1	8/8	5/7	4/10	2/2

DEFENSIVE STATISTICS

Player	T	S	A	FF	FR
Olkewicz	144	78	66	2	2
Murphy	132	71	61	2	0
Milot	111	67	44	0	0

NOTABLE

Record (Finish): 14-2 (NFC Champions)

National Honors: QB Joe Theismann: AP NFL MVP, Offensive Player-of-the-Year, Pro Bowl Player of the Game, All-NFL Team; RB John Riggins: Maxwell Club Player of the Year, AP All-Pro, All-NFL Team; C Jeff Bostic: UPI All-NFC, Pro Bowl; WR Charlie Brown: Pro Bowl; DT Dave Butz: AP All-Pro, All-NFL, Pro Bowl; G Russ Grimm: AP All-Pro, All-NFL, UPI All-NFC, Pro Bowl; T Joe Jacoby: AP All-Pro, All-NFL, UPI All-NFC, Pro Bowl; FS Mark Murphy: AP All-Pro, All-NFL, UPI All-NFC, Pro Bowl; CB Darrell Green: PFWA All-Rookie; KR Mike Nelms: AP All-Pro, All-NFL; Coach Joe Gibbs: PFWA NFC Coach of the Year, The Sporting News Coach of the Year, Pro Football Weekly Coach of the Year, College and Pro Football Newsweekly Coach of the Year, Football Digest Coach of the Year.

Starters: Offense: WR Charlie Brown (13), TE Rick Walker (16), LT Joe Jacoby (16), LG Russ Grimm (16), C Jeff Bostic (16), RB Mark May (15), RT George Starke (16), TE Don Warren (13), WR Alvin Garrett (6), QB Joe Theismann (16), RB John Riggins (15), TE Clint Didier (2), RG Ken Huff (1), WR Art Monk (11), WR Virgil Seay (3), RB Joe Washington (1).

Defense: LE Todd Liebenstein (15), LT Dave Butz (16), RT Darryl Grant (16), RE Dexter Manley (16), LLB Mel Kaufman (16), MLB Neal Olkewicz (16), RLB Rich Milot (16), LCB Darrell Green (16), RCB Vernon Dean (13), SS Curtis Jordan (11), FS Mark Murphy (15), SS Ken Coffey (5), LE Charles Mann (1), RCB Anthony Washington (3), FS Greg Williams (1).

1984

		Head Coach - Joe Gibbs		Won 11, Lost 5	
Sept. 2	L	17-35	Miami	53,683	
Sept. 10	L	31-37	at San Francisco	59,707	
Sept. 16	W	30-14	New York Giants	52,997	
Sept. 23	W	26-10	at New England	60,503	
Sept. 30	W	20-0	Philadelphia	53,064	
Oct. 7	W	35-7	at Indianapolis	60,012	
Oct. 14	W	34-14	Dallas	55,431	
Oct. 21	L	24-26	at St. Louis	50,262	
Oct. 28	L	13-37	at New York Giants	76,192	
Nov. 5	W	27-14	Atlanta	51,301	
Nov. 11	W	28-14	Detroit	50,212	
Nov. 18	L	10-16	at Philadelphia	63,117	
Nov. 25	W	41-14	Buffalo	51,513	
Nov. 29	W	31-17	at Minnesota	55,017	
Dec. 9	W	30-28	at Dallas	64,286	
Dec. 16	W	29-27	St. Louis	54,299	
			Playoffs		
Dec. 30	L	19-23	Chicago	55,431	

	Redskins	Opponents
TOTAL FIRST DOWNS	339	307
Rushing	154	91
Passing	164	194
Penalty	21	22
POSSESSION AVG.	30.36	29.34
TOTAL NET YARDS	5,350	5,361
Avg. Per Game	334.4	335.1
Total Plays	1,121	1,030
Avg. Per Play	4.8	5.2
NET YARDS RUSHING	2,274	1,589
Avg. Per Game	142.1	99.3
Total Rushes	588	390
NET YARDS PASSING	3,076	3,772
Avg. Per Game	192.3	235.8
Sacked/Yards Lost	48/241	66/529
Gross Yards	3,417	4,301
Att./Completions	485/286	575/318
Completion Pct.	59.0	55.3
Had Intercepted	13	21
PUNT/AVERAGE	73/39.9	78/39.9
NET PUNTING AVG.	34.9	32.1
PENALTIES/YARDS	80/719	84/803
FUMBLES/LOST	33/15	32/22
TOUCHDOWNS	51	39
Rushing	20	13
Passing	24	25
Returns	7	1

SCORE BY PERIODS	1	2	3	4	OT	PTS
REDSKINS	89	144	108	85	0	426
Opponents	73	70	107	60	0	310

SCORING	TD	Ru	Pa	Rt	Pat	FG	S	TP
Moseley	0	0	0	0	48/51	24/31	0	120
Riggins	14	0	0	0	0/0	0/0	0	84
Monk	7	0	7	0	0/0	0/0	0	42
REDSKINS	51	20	24	7	48/51	24/31	0	426
Opponents	39	13	25	1	37/39	13/20	0	310

PASSING	Att	Comp	Yds	Cmp%	Yds/Att	TD	TD%	Int	Int%	Long	Sack/Lost	Rating
Theismann	477	283	3391	59.3	7.1	24	5.0	13	2.7	80	48/341	86.5
REDSKINS	485	286	3,417	59.0	7.1	24	4.9	13	2.7	80	48/341	85.7
Opponents	575	318	4,301	55.3	7.5	25	4.3	21	3.7	83	66/529	78.2

RUSHING	No.	Yds	Avg	Long	TD
Riggins	327	1,239	3.8	24	14
Griffin	97	408	4.2	31	0
REDSKINS	588	2274	3.9	31	20
Opponents	390	1589	4.1	39	13

RECEIVING	No.	Yds	Avg	Long	TD
Monk	106	1,372	12.9	72	7
Muhammad	42	729	17.4	80t	4
Didier	30	350	11.7	44	5
REDSKINS	286	3,417	11.9	80t	24
Opponents	318	4,301	13.5	83t	25

INTERCEPTIONS	No.	Yds	Avg.	Long	TD
Dean	7	114	16.3	36t	2
Green	5	101	20.2	50	1
Milot	3	42	14.0	25	0
REDSKINS	21	401	19.1	50	4
Opponents	13	159	12.2	40	0

PUNTING	No.	Yds	Avg	Net	TB	In	Lg	Bk
Hayes	72	2834	39.4	34.9	5	13	59	1
REDSKINS	73	2834	38.8	34.9	5	13	59	1
Opponents	78	3114	39.9	32.1	7	16	64	1

PUNT RETURNS	Ret	FC	Yds	Avg	Lg	TD
Nelms	49	1	428	8.7	46	0
REDSKINS	55	2	474	8.6	46	0
Opponents	38	16	187	4.9	14	0

KICKOFF RETURNS	No.	Yds	Avg	Lg	TD
Nelms	42	860	20.1	36	0
REDSKINS	60	1,174	19.6	31	0
Opponents	73	1,404	19.2	89t	1

FIELD GOALS	1-19	20-29	30-39	40-49	50+
Moseley	1/1	9/10	12/13	1/5	1/2
Opponents	2/2	3/3	5/7	3/6	0/2

DEFENSIVE STATISTICS

Player	T	S	A	T/L	PD	FF	FR
Olkewicz	149	86	63	-	-	10	2
Jordan	144	79	65	-	-	1	1
Milot	112	68	44	-	-	0	0

NOTABLE

Record (Finish): 11-5 (1st NFC East)

National Honors: CB Darrell Green: Pro Bowl. G Russ Grimm: Pro Bowl, PFWA All-Pro Team, NEA All-Pro Team, APAll-Pro Team, All-NFL Team, UPI All-NFC Team. T Joe Jacoby: Pro Bowl, PFWA All-Pro Team, APAll-Pro Team, All-NFL Team, UPI All-NFC Team. WR Art Monk: Pro Bowl, PFWA All-Pro Team, Associated Press All-Pro Team, All NFL Team, UPI All-NFC Team.

Starters: Offense: WR Charlie Brown (4), TE Rick Walker (14), LT Joe Jacoby (16), LG Russ Grimm (16), C Jeff Bostic (8), RG/RT Mark May (7/9), RT George Starke (7), TE Don Warren (16), WR Art Monk (16), QB Joe Theismann (16), RB John Riggins (14), TE Clint Didier (2), RG Ken Huff (9), RB Keith Griffin (2), WR Virgil Seay (2), WR Calvin Muhammad (8), WR Mark McGrath (2), C Rick Donnalley (8).

Defense: LE Todd Liebenstein (1), LT Dave Butz (15), RT Perry Brooks (1), RE Dexter Manley (14), LLB Mel Kaufman (15), MLB Neal Olkewicz (16), RLB Rich Milot (12), LCB Darrell Green (16), RCB Anthony Washington (12), SS Tony Peters (6), FS Mark Murphy (2), LE Charles Mann (15), LT/RE Tom Beasley (1/2), RT Darryl Grant (15), LLB/RLB Monte Coleman (1/4), RCB Vernon Dean (14), SS Ken Coffey (10), FS Curtis Jordan (14).

1985

		Head Coach - Joe Gibbs		
Sept. 9	L	14-44	at Dallas	62,292
Sept. 15	W	16-13	Houston	53,553
Sept. 22	L	6-19	Philadelphia	53,748
Sept. 29	L	10-45	at Chicago	63,708
Oct. 7	W	27-10	St. Louis	53,134
Oct. 13	W	24-3	Detroit	52,845
Oct. 20	L	3-17	at New York Giants	74,389
Oct. 27	W	14-7	at Cleveland	78,540
Nov. 3	W	44-10	at Atlanta	42,209
Nov. 10	L	7-13	Dallas	55,750
Nov. 18	W	23-21	New York	53,371
Nov. 24	W	30-23	at Pittsburgh	59,293
Dec. 1	L	8-35	San Francisco	51,321
Dec. 8	W	17-12	at Philadelphia	60,737
Dec. 15	W	27-24	Cincinnati	50,544
Dec. 21	W	27-16	at St. Louis	28,090

Won 10, Lost 6

Redskins Opponents

TOTAL FIRST DOWNS	319	244
Rushing	147	94
Passing	157	134
Penalty	15	16
POSSESSION AVG.	33:17	26:43
TOTAL NET YARDS	5,338	4,480
Avg. Per Game	333.6	280.0
Total Plays	1,135	941
Avg. Per Play	4.7	4.8
NET YARDS RUSHING	2,523	1,734
Avg. Per Game	157.7	108.4
Total Rushes	571	424
NET YARDS PASSING	2,815	2,746
Avg. Per Game	175.9	171.6
Sacked/Yards Lost	52/428	52/378
Gross Yards	3,243	3,124
Att./Completions	512/280	465/239
Completion Pct.	54.7	51.4
Had Intercepted	21	23
PUNTI/AVERAGE	73/40.7	85/43.8
NET PUNTING AVG.	73/32.4	85/36.0
PENALTIES/YARDS	74/596	89/699
FUMBLES/LOST	27/19	28/11
TOUCHDOWNS	33	35
Rushing	20	11
Passing	13	19
Returns	0	5

SCORE BY PERIODS

	1	2	3	4	OT	PTS
REDSKINS	81	105	44	67	0	297
Opponents	59	107	78	68	0	312

SCORING

	TD	Ru	Pa	Rt	Pat	FG	S	TP
Moseley	0	0	0	0	31/33	22/34	0	97
Riggins	8	8	0	0	0/0	0/0	0	48
Rogers	7	7	0	0	0/0	0/0	0	42
Clark	5	0	5	0	0/0	0/0	0	30
REDSKINS	33	20	13	0	31/33	22/35	1	297
Opponents	35	11	19	5	34/35	22/28	1	312

PASSING

	Att	Comp	Yds	Cmp%	Yds/Att	TD	TD%	Int	Int%	Long	Sack/Lost	Rating
Theismann	301	167	1774	55.5	5.9	8	2.7	16	5.3	55	37/314	59.6
Schroeder	209	112	1458	53.6	6.9	5	2.4	5	2.4	53	15/114	73.8
REDSKINS	512	280	3,243	54.7	6.3	13	2.5	21	4.1	55	52/428	65.3
Opponents	465	239	3,124	51.4	6.7	19	4.1	23	4.9	69	52/378	66.2

RUSHING

	No.	Yds	Avg	Long	TD
Rogers	231	1,093	4.7	35	7
Riggins	176	677	3.8	51	8
Griffin	102	473	4.6	66t	3
REDSKINS	571	2,523	4.4	66t	20
Opponents	424	1,734	4.1	64	11

RECEIVING

	No.	Yds	Avg	Long	TD
Monk	91	1,226	13.5	53	2
Clark	72	926	12.9	55	5
Didier	41	433	10.6	29	4
REDSKINS	280	3,243	11.6	55	13
Opponents	239	3,124	13.1	69	19

INTERCEPTIONS

	No.	Yds	Avg.	Long	TD
Jordan	5	88	17.6	36	0
Dean	5	8	1.6	8	0
Kaufman	3	10	3.3	10	0
REDSKINS	23	220	9.6	36	0
Opponents	21	215	10.2	90	2

PUNTING

	No.	Yds	Avg	Net	TB	In	Lg	Blk
Cox	52	2,175	41.8	32.4	13	15	57	0
REDSKINS	73	2,973	40.7	32.4	16	19	57	0
Opponents	85	3,723	43.8	36.0	8	24	68	1

PUNT RETURNS

	Ret	FC	Yds	Avg	Lg	TD
Jenkins	26	9	272	10.5	28	0
REDSKINS	47	11	508	10.7	37	0
Opponents	32	11	285	8.9	56	0

KICKOFF RETURNS

	No.	Yds	Avg	Lg	TD
Jenkins	41	1,018	24.8	95	0
REDSKINS	60	1,349	22.5	95	0
Opponents	53	1,186	22.4	99t	2

FIELD GOALS

	1-19	20-29	30-39	40-49	50+
Moseley	0/0	7/8	8/13	7/12	0/1
Opponents	0/0	5/5	9/11	7/9	1/3

DEFENSIVE STATISTICS

Player	T	S	A	FF	FR
Jordan	178	104	73	1	2
Olkewicz	174	105	69	4	1
Milot	145	89	56	0	0

NOTABLE

Record (Finish): 10-6 (3rd NFC East)

National Honors: G Russ Grimm: PFWA All-Pro, NEA All-NFL, AP All-Pro, All-NFL, UPI All-NFC, Pro Bow; WR Art Monk: UPI All-NFC, Pro Bow; T Joe Jacoby: Pro Bow; CB Raphael Cherry: PFWA All-Rookie.

Starters: Offense: WR Calvin Muhammad (5), WR Malcolm Barnwell (2), LT Joe Jacoby (11), LG/LT Russ Grimm (14/2), C Rick Donnalley (12), RG Ken Huff (15), RT Mark May (16), TE Don Warren (16), WR Art Monk (14), QB Joe Theismann (11), RB John Riggins (11), C/LG Jeff Bostic (4/2), WR Gary Clark (10), TE Clint Didier (14), TE Anthony Jones (2), LT Dan McQuaid (3), RB George Rogers (5), QB Jay Schroeder (5), RB Otis Wesley (1), RG/RC Thielemann (1).

Defense: LE Charles Mann (16), LT Dave Butz (16), RT Darryl Grant (8), RE Dexter Manley (16), LLB Mel Kaufman (15), MLB Neal Olkewicz (16), RLB Rich Milot (16), LCB Darrell Green (16), RCB Vernon Dean (16), SS Tony Peters (10), FS Curtis Jordan (16), SS Raphael Cherry (6), LLB Monte Coleman (1), RT Dean Hamel (8).

1986

		Head Coach - Joe Gibbs		
Sept. 7	W	41-14	Philadelphia	53,982
Sept. 14	W	10-6	LA Raiders	55,235
Sept. 21	W	30-27	at San Diego	57,853
Sept. 28	W	19-14	Seattle	54,157
Oct. 5	W	14-6	at New Orleans	57,378
Oct. 12	L	6-30	at Dallas	63,264
Oct. 19	W	28-21	St. Louis	53,494
Oct. 27	L	20-27	at New York Giants	75,923
Nov. 2	W	44-38	• Minnesota	51,928
Nov. 9	W	16-7	at Green Bay	47,728
Nov. 17	W	14-6	San Francisco	54,774
Nov. 23	W	41-14	Dallas	55,642
Nov. 30	W	20-17	at St. Louis	35,637
Dec. 7	L	14-24	New York Giants	55,642
Dec. 13	L	30-31	at Denver	75,905
Dec. 21	W	21-14	at Philadelphia Playoffs	61,816
Dec. 28	W	19-7	Los Angeles Rams	54,180
Jan. 3	W	27-13	at Chicago	65,141
Jan. 11	L	0-17	at New York Giants	76,633

Won 12, Lost 4

RUSHING	No.	Yds	Avg	Long	TD
Rogers	303	1,203	4.0	42	18
Bryant	69	258	3.7	22	4
Griffin	62	197	3.2	12	0
REDSKINS	474	1,732	3.7	42	23
Opponents	459	1,805	3.9	39	14

RECEIVING	No.	Yds	Avg	Long	TD
Clark	74	1,265	17.1	55	7
Monk	73	1,068	14.6	69	4
Bryant	43	449	10.4	40	3
REDSKINS 276	4,109	14.9	71	22	
Opponents 302	3,916	13.0	76	21	

INTERCEPTIONS	No.	Yds	Avg.	Long	TD
Green	5	9	1.8	7	0
Jordan	3	46	15.3	20	0
REDSKINS	19	126	6.6	31	0
Opponents	22	186	8.5	35	0

PUNTING	No.	Yds	Avg	Net	TB	In	Lg	Blk
Cox	75	3,271	43.6	36.4	16	21	58	0
Opponents	95	3,923	41.3	33.8	8	22	55	0

	Redskins	Opponents
TOTAL FIRST DOWNS	312	316
Rushing	112	103
Passing	177	181
Penalty	23	32
POSSESSION AVG.	29:56	30:04
TOTAL NET YARDS	5,601	5,297
Avg. Per Game	350.1	331.1
Total Plays	1,044	1,046
Avg. Per Play	5.4	5.1
NET YARDS RUSHING	1,732	1,805
Avg. Per Game	108.3	112.8
NET YARDS PASSING	3,869	3,492
Avg. Per Game	241.8	218.3
Sacked/Yards Lost	28/240	55/424
Gross Yards	4,109	3,916
Att./Completions	542/276	532/302
Completion Pct.	50.9	56.8
Had Intercepted	22	19
PUNT/AVERAGE	75/43.6	95/41.3
NET PUNTING AVG.	36.4	33.8
PENALTIES/YARDS	94/860	115/1026
FUMBLES/LOST	29/10	21/9
TOUCHDOWNS	46	35
Rushing	23	14
Passing	22	21
Returns	1	0

SCORE BY PERIODS	1	2	3	4	OT	PTS
REDSKINS	79	101	92	90	6	368
Opponents	82	77	68	69	0	296

SCORING	TD-Ru-Pa-Rt	Pat	FG	S	TP
Rogers	18 18 0 0	0/0	0/0	0	108
Zendejas	0 0 0 0	23/28	9/14	0	50
Bryant	7 4 3 0	0/0	0/0	0	42
Clark	7 0 7 0	0/0	0/0	0	42
REDSKINS	46 23 22 1	38/45	18/32	0	368
Opponents	35 14 21 0	35/35	17/24	0	296

PUNT RETURNS	Ret	FC	Yds	Avg	Lg	TD
Jenkins	28	11	270	9.6	39	0
REDSKINS 51	20	550	10.8	44	0	
Opponents 36	10	220	6.1	24	0	

KICKOFF RETURNS	No.	Yds	Avg	Lg	TD
Jenkins	27	554	20.5	37	0
REDSKINS 60	1,175	19.6	37	0	
Opponents 50	1,005	20.1	59	0	

FIELD GOALS	1-19	20-29	30-39	40-49	50+
Zendejas	0/0	5/5	2/3	2/4	0/2
Moseley	1/1	3/4	1/2	1/5	0/0
REDSKINS 1/1	8/9	3/5	4/10	2/7	
Opponents 0/0	4/5	9/11	3/6	1/2	

DEFENSIVE STATISTICS

Player	T	S	A	T/L	PD	FF	FR
Olkewicz	83	98	67	18	0	1	2
Jordan	173	112	60	1	1	0	0
Milot	134	88	44	2	1	2	1

NOTABLE

Record (Finish): 12-1, 2-1 postseason, (2nd NFC East)

National Honors: FS Todd Bowles: UPI All-Rookie. WR Gary Clark: Pro Bowl, UPI All-NFC. CB Darrell Green: Pro Bowl, All-NFL, G Russ Grimm: Pro Bowl, All-NFL, UPI All-NFC. T Joe Jacoby: Pro Bowl. DE Dexter Manley: Pro Bowl, AP All-Pro, All-NFL, UPI All-NFC. WR Art Monk: Pro Bowl. CB Jay Schroeder: Pro Bowl. SS Alvin Walton: UPI All-Rookie. K Max Zendejas: UPI All-Rookie.

Starters: Offense: WR Art Monk (16), TE Don Warren (16), LT Joe Jacoby (16), LG Russ Grimm (14), C Jeff Bostic (16), PG RC Thielmann (13), RT Mark May (16), TE Clint Didier (11), WR Gary Clark (15), QB Jay Schroeder (16), RB George Rogers (15), RGLG Raleigh McKenzie (32), WR Ricky Sanders (3), WR Derek Holloway (1), TE Anthony Jones (1), HB Terry Orr (1), RB Keith Griffin (1).

Defense: LE Charles Mann (15), LT Dave Butz (16), RT Dean Hamel (8), RE Dexter Manley (16), LLB Mel Kaufman (2), MLB Neal Olkewicz (16), RLB Rich Milot (15), LCB Darrell Green (15), RCB Vernon Dean (8), SS Ken Coffey (9), FS Curtis Jordan (16), RT Darryl Grant (8), LE/RT Steve Hamilton (1/1), LLB Monte Coleman (4), LLB Calvin Daniels (10), LCB/RCB/SS Tim Morrison (13/1), RCB Barry Wilburn (5), SS Alvin Walton (4), SS Todd Bowles (2).

PASSING	Att	Comp	Yds	Cmp%	Yds/Att	TD	TD%	Int	Int%	Long	Sack/Lost	Rating
Schroeder	541	276	4,109	51.0	7.6	22	4.1	22	4.1	71	28/240	72.9
REDSKINS	542	276	4,109	50.9	7.6	22	4.1	22	4.1	71	28/240	72.7
Opponents	532	302	3,916	56.8	7.4	21	3.9	19	3.6	76	55/424	78.3

1987

Won 11, Lost 4

Head Coach - Joe Gibbs

Sept. 13	W	34-24	Philadelphia	52,188
Sept. 20	L	20-21	at Atlanta	50,882
Sept. 27	Cancelled		New England	
Oct. 4	W	28-21	St. Louis	27,728
Oct. 11	W	38-12	at New York Giants	9,123
Oct. 19	W	13-7	at Dallas	60,415
Oct. 25	W	17-16	New York Jets	53,497
Nov. 1	W	27-7	at Buffalo	71,640
Nov. 8	L	27-31	at Philadelphia	63,609
Nov. 15	W	20-13	Detroit	53,593
Nov. 23	L	26-30	Los Angeles Rams	53,614
Nov. 29	W	23-19	New York Giants	45,815
Dec. 6	W	34-17	at St. Louis	31,324
Dec. 13	W	24-20	Dallas	54,882
Dec. 20	L	21-23	at Miami	65,715
Dec. 26	W	27-24	* at Minnesota	59,160
* overtime				
Playoffs				
Jan. 10	W	21-17	at Chicago	65,268
Jan. 17	W	17-10	Minnesota	55,212
Super Bowl XXII, San Diego, CA				
Jan. 31	W	42-10	Denver	73,302

	Redskins	Opponents
TOTAL FIRST DOWNS	301	296
Rushing	119	104
Passing	153	177
Penalty	29	15

POSSESSION AVG.	30:30	29:30
TOTAL NET YARDS	5,597	5,022

Avg. Per Game	373.1	334.8
Total Plays	1,005	1,021
Avg. Per Play	5.6	4.9

NET YARDS RUSHING	2,102	1,679
Avg. Per Game	140.1	111.9
Total Rushes	500	441

NET YARDS PASSING	3,495	3,343
Avg. Per Game	233.0	222.9
Sacked/Yards Lost	27/223	53/424

Gross Yards	3,718	3,767
Att./Completions	478/247	527/276
Completion Pct.	51.7	52.4
Had Intercepted	18	23

PUNT/AVG.	78/39.1	91/39.2
-----------	---------	---------

NET PUNTING AVG.	78/34.1	91/31.4
------------------	---------	---------

PENALTIES/YARDS	82/691	97/601
-----------------	--------	--------

FUMBLES/LOST	26/19	22/11
--------------	-------	-------

TOUCHDOWNS	47	33
Rushing	18	10
Passing	27	19
Returns	2	4

SCORE BY PERIODS	1	2	3	4	OT	PTS
REDSKINS	66	118	108	84	3	379
Opponents	54	68	94	69	0	285

SCORING	TD	Ru-P	Rt	Pat	FG	S	TP	
Haji-Sheikh	0	0	0	0	29/32	13/19	0	68
Clark	7	0	7	0	0/0	0/0	0	42
REDSKINS	47	18	27	2	43/47	18/29	0	379
Opponents	33	10	19	4	30/33	19/28	0	285

PASSING	Att	Comp	Yds	Cmp%	Yds/Att	TD	TD%	Int	Int%	Long	Sack/Lost	Rating
Schroeder	267	129	1878	48.3	7.0	12	4.5	10	3.7	84	17/149	71.0
D. Williams	143	81	1156	56.6	8.1	11	7.7	5	3.5	62	7/53	94.0
REDSKINS	478	247	3,718	51.7	7.8	27	5.6	18	3.8	88	27/223	80.7
Opponents	527	276	3,767	52.4	7.1	19	3.6	23	4.4	59	53/424	69.3

RUSHING	No.	Yds	Avg	Long	TD
Rogers	163	613	3.8	29	6
Bryant	77	406	5.3	28	1
REDSKINS	500	2,102	4.2	31	18
Opponents	441	1,679	3.8	45	10

RECEIVING	No.	Yds	Avg	Long	TD
Clark	56	1,066	19.0	84†	7
Bryant	43	490	11.4	39	5
REDSKINS 247	3,718	15.1	88	27	
Opponents 276	3,767	13.6	59†	19	

INTERCEPTIONS	No.	Yds	Avg.	Long	TD
Wilburn	9	135	15.0	100†	1
Bowles	4	24	6.0	24	0
REDSKINS	23	329	14.3	100†	1
Opponents	18	193	10.7	60†	1

PUNTING	No.	Yds	Avg	Net	TB	In	Lg	Blk
Cox	63	2,571	40.8	35.0	7	14	77	1
REDSKINS	78	3,053	39.1	34.1	8	19	77	1
Opponents	91	3,569	39.2	31.4	5	11	62	0

PUNT RETURNS	Ret	FC	Yds	Avg	Lg	TD
Yarber	37	9	273	7.4	33	0
REDSKINS	56	10	615	11.0	73	0
Opponents	37	11	231	6.2	45	0

KICKOFF RETURNS	No.	Yds	Avg	Lg	TD
Griffin	25	478	19.1	54	0
REDSKINS	59	1,139	19.3	54	0
Opponents	63	1,352	21.5	95†	1

FIELD GOALS	1-19	20-29	30-39	40-49	50+
Haji-Sheikh	0/0	5/5	6/10	2/4	0/0
REDSKINS	1/1	7/7	7/12	3/8	0/1
Opponents	0/0	6/7	5/7	8/11	0/3

DEFENSIVE STATISTICS

Player	T	S	A	T/L	PD	FF	FR
Walton	148	91	46	11	3	2	1
Bowles	108	70	36	2	4	0	1
Coleman	107	63	34	10	0	1	0

NOTABLE

Record (Finish): 11-4 (Super Bowl XXII Champions)

National Honors: WR Gary Clark: AP All-Pro, All-NFL, Pro Bow; CB Barry Wilburn: AP All-Pro, All-NFL Team, UPI All-NFC; QB Doug Williams: Super Bowl XXII MVP; DE Charles Mann: Pro Bow; CB Darrell Green: Pro Bow.

Starters: Offense: WR Art Monk(9), TE Don Warren(12), LT Joe Jacoby(12), LG/C Raleigh McKenzie(10/2), C Russ Grimm(5), RG RC Thielemann(12), RT/LG Ed Simmons(2/1), WR Gary Clark(11), QB Jay Schroeder(10), RB George Rogers(9), WR Ricky Sanders(5), TE Clint Didier(6), C Jeff Bostic(5), RT Mark May(10), QB Doug Williams(2), RB Keith Griffin(2), RB Kelvin Bryant(1), TE Terry Orr(1), TE Ken Whisenhunt(1), TE Joe Caravello(5), WR Clarence Verdini(1), WR Derrick Shepard(1), LG Derrick Briz(4), RG Phil Pettey(3), TE Craig McEwen(3), LT Mark Carlson(3), RT Willard Soisson(3), C Eric Coyle(3), QB Ed Ruppert(3), WR Anthony Allen(3), TE Glenn Dennison(1), WR Lionel Vital(3), WR Ted Wilson(2).

Defense: LE Charles Mann(12), LT Dave Butz(12), RT Darryl Grant(11), RE Markus Koch(2), LLB Mel Kaufman(11), MLB Rich Miot(5), RLB Monte Coleman(12), LCB Darrell Green(12), RCB Barry Wilburn(12), SS Alvin Walton(12), FS Todd Bowles(12), RE Dexter Manley(10), MLB Neal Oikewicz(6), RT Dean Hamel(1), MLB Kurt Gouveia(1), LE Alec Gibson(3), RT Dan Benish(3), SS Joe Coker(1), RLB Bobby Curtis(3), SS Steve Gage(1), SS Charles Jackson(1), LT Ted Karras(1), LLB Jon Kimmell(1), FS Skip Lane(3), RE Steve Martin(3), LCB Michael Mitchell(3), LT Tony Sagnella(2), MLB Eric Wilson(3), RCB Dennis Woodbury(3).

1988

		Head Coach - Joe Gibbs		
Sept. 5	L	20-27	at Giants	76,417
Sept. 11	W	30-29	Pittsburgh	54,083
Sept. 18	W	17-10	Philadelphia	53,920
Sept. 25	L	21-30	at Phoenix	61,973
Oct. 2	L	23-24	Giants	54,601
Oct. 9	W	35-17	at Dallas	63,325
Oct. 16	W	33-17	Phoenix	54,402
Oct. 23	W	20-17	at Green Bay	51,767
Oct. 30	L	17-41	at Houston	48,781
Nov. 6	W	27-24	New Orleans	54,183
Nov. 13	L	14-34	Chicago	52,418
Nov. 21	L	21-37	at San Francisco	59,268
Nov. 27	L	13-17	Cleveland	51,604
Dec. 4	W	20-19	at Philadelphia	65,947
Dec. 11	L	17-24	Dallas	51,262
Dec. 17	L	17-20	* at Cincinnati	52,157

* overtime

Won 7, Lost 9

RECEIVING	No.	Yds	Avg	Long	TD
Sanders	73	1148	15.7	55t	12
Monk	72	946	13.1	46t	5
Clark	59	892	15.1	60t	7
REDSKINS	327	4339	13.3	60t	33
Opponents	261	3744	14.3	80t	24

INTERCEPTIONS	No.	Yds	Avg.	Long	TD
Wilburn	4	24	6.0	14	0
Marshall	3	61	20.3	43	0
Walton	3	54	18.0	29	0
REDSKINS	14	193	13.8	43	0
Opponents	25	271	10.8	40	0

PUNTING	No.	Yds	Avg	Net	TB	In	Lg	Blk
G. Coleman	39	1,505	38.6	29.2	3	8	53	0
REDSKINS	67	2562	38.2	29.8	6	10	55	1
Opponents	79	3116	39.4	34.2	2	21	54	1

PUNT RETURNS	Ret	FC	Yds	Avg	Lg	TD
Shepherd	12	2	104	8.7	23	0
Allen	10	2	62	6.2	14	0
Green	9	0	103	11.4	32	0
REDSKINS	52	9	377	7.3	34	0
Opponents	39	7	448	11.5	95t	1

KICKOFF RETURNS	No.	Yds	Avg	Lg	TD
Morris	21	413	19.7	35	0
Sanders	19	362	19.1	31	0
REDSKINS	74	1,355	18.3	44	0
Opponents	61	1,111	18.2	32	0

FIELD GOALS	1-19	20-29	30-39	40-49	50+
Lohmiller	1/1	6/8	5/7	7/10	0/0
Opponents	2/2	6/7	8/11	4/12	2/4

DEFENSIVE STATISTICS	T	S	A	T/L	PD	FF	FR
Walton	196	116	72	8	6	3	0
Olkewicz	165	90	65	10	0	1	3
Bowles	141	85	55	1	7	2	0

NOTABLE
Record (Finish): 7-9; (3rd NFC East)

National Honors: K Chip Lohmiller: PFWA All Rookie. DE Charles Mann: Pro Bowl. T Mark May: Pro Bowl.

Starters: Offense: Art Monk (13), TE Don Warren (14), RT/RG Mark May (5/11), RG/LG RC Thielmeier (5/3), C Jeff Bostic (11), LG/C Raleigh McKenzie (9/5), LT/RT Joe Jacoby (9/4), WR Ricky Sanders (4), WR Gary Clark (13), QB Doug Williams (10), RB Timmy Smith (8), RT/LT Jim Lachey (7/7), RB Kelvin Bryant (4), LG Russ Grimm (4), QB Mark Rypien (6), RB Jamie Morris (4), HB Craig McEwen (8), TE Anthony Jones (3), TE Terry Orr (3), TE Joe Caravello (6).

Defense: RE/LE Markus Koch (3/3), RT Darryl Grant (16), LT Dave Butz (16), LE Charles Mann (13), RLB Wilber Marshall (16), MLB Neal Olkewicz (16), LLB Monte Coleman (9), LCB Barry Wilburn (10), RCB Darrell Green (15), SS Alvin Walton (16), FS/RCB Todd Bowles (15/1), RE Dexter Manley (13), LLB Ravn Caldwell (1), LCB Brian Davis (6), LLB Mel Kaufman (7), FS Steve Gage (1).

	Redskins	Opponents
TOTAL FIRST DOWNS	306	293
Rushing	87	112
Passing	202	153
Penalty	17	28
POSSESSION AVG.	30.57	29.03
TOTAL NET YARDS	5,679	5,184
Avg. Per Game	355	324
Total Plays	1,053	982
Avg. Per Play	5.4	5.3
NET YARDS RUSHING	1,543	1,745
Avg. Per Game	96.4	109.1
Total Rushes	437	442
NET YARDS PASSING	4,136	3,439
Avg. Per Game	258.5	214.9
Sacked/Yards Lost	24/203	43/305
Gross Yards	4,339	3,744
Att./Completions	592/327	497/261
Completion Pct.	55.2	52.5
Had Intercepted	25	14
PUNT/AVERAGE	67/38.2	79/39.4
NET PUNTING AVG.	29.8	34.2
PENALTIES/YARDS	96/817	91/711
FUMBLES/LOST	34/21	23/8
TOUCHDOWNS	41	46
Rushing	8	17
Passing	33	24
Returns	0	5

SCORE BY PERIODS	1	2	3	4	OT	PTS
REDSKINS	86	79	89	91	0	345
Opponents	70	125	64	125	3	387

SCORING	TD	Ru	Pa	Rt	Pat	FG	S	TP
Lohmiller	0	0	0	0	40/41	19/26	0	97
Sanders	12	0	12	0	0/0	0/0	0	72
Clark	7	0	7	0	0/0	0/0	0	42
Bryant	6	1	5	0	0/0	0/0	0	36
REDSKINS	41	8	33	0	40/41	19/26	1	345
Opponents	46	17	24	5	43/46	22/36	1	387

RUSHING	No.	Yds	Avg	Long	TD
Bryant	108	498	4.6	25	1
Smith	155	470	3.0	29	3
Morris	126	437	3.5	27t	2
REDSKINS	437	1,543	3.5	29	8
Opponents	442	1,745	3.9	50t	17

PASSING	Att	Comp	Yds	Cmp%	Yds/Att	TD	TD%	Int	Int%	Long	Sack/Lost	Rating
Williams	380	213	2,609	56.1	6.9	15	3.9	12	3.2	58	10/88	77.4
Rypien	208	114	1,730	54.8	8.3	18	8.7	13	6.3	60	14/115	85.2
REDSKINS	592	327	4,339	55.2	7.3	33	5.6	25	4.2	60	24/203	79.6
Opponents	497	281	3,744	52.5	7.5	24	4.8	14	2.8	80	43/305	81.6

Head Coach - Joe Gibbs

Won 10, Lost 6

Sept. 11	L	24-27	New York Giants	54,160
Sept. 17	L	37-42	Philadelphia	53,493
Sept. 24	W	30-7	at Dallas	63,200
Oct. 1	W	16-14	at New Orleans	64,358
Oct. 8	W	30-28	Phoenix	53,335
Oct. 15	L	17-20	at New York Giants	76,245
Oct. 22	W	32-28	Tampa Bay	53,862
Oct. 29	L	24-37	at LA Raiders	52,781
Nov. 5	L	3-13	Dallas	53,187
Nov. 12	W	10-3	at Philadelphia	65,443
Nov. 20	L	10-14	Denver	52,975
Nov. 26	W	38-14	Chicago	50,044
Dec. 3	W	29-10	at Phoenix	38,870
Dec. 10	W	26-21	San Diego	47,693
Dec. 17	W	31-30	at Atlanta	37,501
Dec. 23	W	29-0	at Seattle	60,294

	Redskins	Opponents
TOTAL FIRST DOWNS	338	274
Rushing	101	72
Passing	217	177
Penalty	20	25
POSSESSION AVG.	32:58	27:02
TOTAL NET YARDS	6,253	4,915
Avg. Per Game	390.8	307.2
Total Plays	1,116	954
Avg. Per Play	5.6	5.2
NET YARDS RUSHING	1,904	1,344
Avg. Per Game	119.0	84.0
Total Rushes	514	384
NET YARDS PASSING	4,349	3,571
Avg. Per Game	271.8	223.2
Sacked/Yards Lost	21/127	40/304
Gross Yards	4,476	3,875
Att./Completions	581/337	530/277
Completion Pct.	58.0	52.3
Had Intercepted	17	27
PUNT/AVERAGE	63/42.3	76/40.1
NET PUNTING YARDS	63/33.3	76/34.5
PENALTIES/YARDS	105/681	98/796
FUMBLES/LOST	32/20	24/15
TOUCHDOWNS	42	38
Rushing	14	9
Passing	24	25
Returns	4	4

SCORE BY PERIODS	1	2	3	4	OT	PTS
REDSKINS	80	82	127	97	0	386
Opponents	76	99	47	86	0	308

SCORING	TD-Ru	Pa-Rt	Pat	FG	S	TP	
Lohmiller	0	0	0	41/41	29/40	0	128
Byner	9	7	2	0/0	0/0	0	54
Clark	9	0	9	0/0	0/0	0	54
Monk	8	0	8	0/0	0/0	0	48
REDSKINS	42	14	24	41/42	29/40	3	386
Opponents	38	9	25	38/38	14/23	0	308

RUSHING	No.	Yds	Avg	Long	TD
Riggs	201	834	4.1	58	4
Byner	134	580	4.3	24	7
Morris	124	336	2.7	12t	2
REDSKINS	514	1,904	3.7	58	14
Opponents	384	1,344	3.5	73t	9

PASSING	Att	Comp	Yds	Cmp%	Yds/Att	TD	TD%	Int	Int%	Long	Sack/Lost	Rating
Rypien	476	280	3,768	58.8	7.9	22	4.6	13	2.7	80	16/108	88.1
Williams	93	51	585	54.8	6.3	1	1.1	3	3.2	46	2/10	64.1
REDSKINS	581	337	4,476	58.0	7.7	24	4.1	17	2.9	80	21/127	84.1
Opponents	530	277	3,875	52.3	7.3	25	4.7	27	5.1	72	40/304	70.6

RECEIVING	No.	Yds	Avg	Long	TD
Monk	86	1,186	13.8	60t	8
Sanders	80	1,138	14.2	68	4
Clark	79	1,229	15.6	80t	9
REDSKINS	337	4,476	13.3	80t	24
Opponents	277	3,875	14.0	72t	25

INTERCEPTIONS	No.	Yds	Avg.	Long	TD
A. Johnson	4	94	23.5	59t	1
Walton	4	58	14.5	29t	1
B. Davis	4	40	10.0	15	0
REDSKINS	27	284	10.5	59t	3
Opponents	17	229	13.5	45t	1

PUNTING	No.	Yds	Avg	Net	TB	In	Lg	Blk
Mojisejkenko	62	2,663	43.0	33.3	9	21	74	1
REDSKINS	63	2,663	42.3	33.3	9	21	74	1
Opponents	76	3,047	40.1	34.5	10	22	59	0

PUNT RETURNS	Ret	FC	Yds	Avg	Lg	TD
Howard	21	18	200	9.5	38	0
REDSKINS	26	20	226	8.7	38	0
Opponents	34	5	383	11.3	53	0

KICKOFF RETURNS	No.	Yds	Avg	Lg	TD
Howard 21	522	24.9	99t	1	
REDSKINS	58	1,176	20.3	99t	1
Opponents	74	1,532	20.7	96t	1

FIELD GOALS	1-19	20-29	30-39	40-49	50+
Lohmiller	2/2	11/11	13/15	3/11	0/1
Opponents	0/0	5/5	5/8	3/7	1/3

DEFENSIVE STATISTICS	Player	T	S	A	T/L	PD	FF	FR
Walton	137	79	56	2	5	0	1	
Bowles	130	75	55	0	2	1	1	
Marshall	108	52	48	8	1	1	2	

NOTABLE
Record (Finish): 10-6 (3rd NFC East)

National Honors: T Jim Lachey: AP All-Pro, All-NFL, UPI All-NFC; QB Mark Rypien: Pro Bow; DE Charles Mann: Pro Bow; DT Tracy Rucker: PFWA All-Rookie, UPI All-Rookie.

Starters: Offense: WR Art Monk (12), TE Don Warren (15), RT Joe Jacoby (10), RG Mark May (9), C Jeff Bostic (16), LG/RG Russ Grimm (8/1), LT Jim Lachey (14), RB Gerald Riggs (7), RB Earnest Byner (13), WR Gary Clark (12), QB Mark Rypien (14), WR Ricky Sanders (12), LG Ralshigh McKenzie (8), RG Mark Schlereth (6), LT/RT Ed Simmons (2/6), RB Jamie Morris (3), QB Doug Williams (2) TE Mike Tice (5), TE Terry Orr (1).

Defense: LE Charles Mann (16), LT/RE Markus Koch (6/1), RT Darryl Grant (16), RE Dexter Manley (10), RLB Wilber Marshall (16), MLB Neal Olkewicz (8), LLB Monte Coleman (3), LCB Brian Davis (9), RCB Darrell Green (7), SS Alvin Walton (12), FS Todd Bowles (16), SS Clarence Vaughn (4), LLB Ravin Caldwell (13), MLB Greg Manuskus (7), MLB Kurt Gouveia (1), LT Tracy Rucker (10), RCB AJ Johnson (8), LCB Martin Mayhew (7), RE Fred Stokes (5), RCB Barry Wilburn (1).

OWNERSHIP
COACHES
PLAYERS
STATISTICS
RECORDS
HISTORY
SIDELINES

1990

		Head Coach - Joe Gibbs		
Sept. 9	W	31-0	Phoenix	52,649
Sept. 16	L	13-26	at San Francisco	64,287
Sept. 23	W	19-15	Dallas	53,804
Sept. 30	W	38-10	at Phoenix	49,303
Oct. 14	L	20-24	NY Giants	54,737
Oct. 21	W	13-7	Philadelphia	53,567
Oct. 28	L	10-21	at NY Giants	75,321
Nov. 4	W	41-38	* at Detroit	69,326
Nov. 12	L	14-28	at Philadelphia	65,657
Nov. 18	W	31-17	New Orleans	52,573
Nov. 22	L	17-27	at Dallas	60,355
Dec. 2	W	42-20	Miami	53,599
Dec. 9	W	10-9	Chicago	53,920
Dec. 15	W	25-10	at New England	22,266
Dec. 22	L	28-35	at Indianapolis	58,173
Dec. 30	W	29-14	Buffalo	52,397

* overtime

		Playoffs		
Jan. 4	W	20-6	at Philadelphia	65,287
Jan. 12	L	10-28	at San Francisco	65,292

Won 10, Lost 6

RUSHING	No.	Yds	Avg	Long	TD
Byner	297	1,219	4.1	22	6
Riggs	123	475	3.9	20	6
REDSKINS	515	2,083	4.0	26	16
Opponents	382	1,587	4.2	48†	8

RECEIVING	No.	Yds	Avg	Long	TD
Clark	75	1,112	14.8	53†	8
Monk	68	770	11.3	44	5
REDSKINS	301	3,611	12.0	53†	22
Opponents	281	3,483	12.4	80†	21

INTERCEPTIONS	No.	Yds	Avg	Long	TD
Mayhew	7	20	2.9	15	0
Green	4	20	5.0	18†	1
REDSKINS	21	271	12.9	61	2
Opponents	22	271	12.3	42†	5

PUNTING	No.	Yds	Avg	Net	TB	In	Lg	Blk
Mojisejkenko	43	1,687	39.2	34.2	0	17	53	1
Goodburn	11	377	34.3	30.4	1	6	48	0
REDSKINS	55	2,064	37.5	33.4	1	23	53	1
Opponents	76	2,959	43.3	36.9	5	21	59	0

	Redskins	Opponents
TOTAL FIRST DOWNS	327	267
Rushing	117	77
Passing	193	166
Penalty	17	24

	Redskins	Opponents
POSSESSION AVG.	32:19	27:41
TOTAL NET YARDS	5,562	4,730
Avg. Per Game	347.6	295.6
Total Plays	1,073	941
Avg. Per Play	5.2	5.0

NET YARDS RUSHING	Redskins	Opponents
Avg. Per Game	2,083	1,587
Total Rushes	130.2	99.2
Yards	515	382

NET YARDS PASSING	Redskins	Opponents
Avg. Per Game	3,479	3,143
Sacked/Yards Lost	22/132	45/340
Completed	3,611	3,483
Att./Completions	536/301	514/281
Completion Pct.	56.2	54.7
Had Intercepted	22	21

PUNTING/AVERAGE	Redskins	Opponents
NET PUNTING AVG.	33.4	36.9
PENALTIES/YARDS	102/824	89/712
FUMBLES/LOST	14/6	24/12
TOUCHDOWNS	41	35
Rushing	16	8
Passing	22	21
Returns	3	6

SCORE BY PERIODS	1	2	3	4	OT	PTS
REDSKINS	49	108	103	118	3	381
Opponents	37	98	75	91	0	301

SCORING	TD	Ru	Pa	Ri	Pat	FG	S	TP
Lohmiller	0	0	0	0	41/41	30/40	0	131
Clark	8	0	8	0	0/0	0/0	0	48
Byner	7	6	1	0	0/0	0/0	0	42
Riggs	6	6	0	0	0/0	0/0	0	36
REDSKINS	41	16	22	3	41/41	30/40	2	381
Opponents	35	8	21	6	35/35	18/23	1	301

PASSING	Att	Comp	Yds	Cmp%	Yds/Att	TD	TD%	Int	Int%	Long	Sack/Lost	Rating
Rypien	304	166	2,070	54.6	6.8	16	5.3	11	3.6	53	6/33	78.4
Humphries	156	91	1,015	58.3	6.5	3	1.9	10	6.4	44	9/62	57.5
Rutledge	68	40	455	8.8	6.6	2	2.9	1	1.5	40	6/34	82.7
REDSKINS	536	301	3,611	56.2	6.7	22	4.1	22	4.1	53	22/132	73.5
Opponents	514	281	3,483	54.7	6.7	21	4.1	21	4.1	80	45/340	72.5

PUNT RETURNS	Ret	FC	Yds	Avg	Lg	TD
Stanley	24	8	176	7.3	32	0
REDSKINS	48	17	388	8.1	32	0
Opponents	30	10	205	6.8	30	0

KICKOFF RETURNS	No.	Yds	Avg	Lg	TD
Howard	22	427	19.4	35	0
REDSKINS	61	1,113	18.2	37	0
Opponents	58	1,008	17.4	47	0

FIELD GOALS	1-19	20-29	30-39	40-49	50+
Lohmiller	2/2	10/10	12/14	3/6	3/8
Opponents	1/1	6/7	5/5	6/8	0/2

DEFENSIVE STATISTICS

Player	T	S	A	T/L	PD	FF	FR
Walton	143	74	66	3	2	0	0
Bowles	115	55	60	0	6	1	1
Marshall	107	66	31	10	2	2	2

NOTABLE

Record (Finish): 10-6, (3rd NFC East)

National Honors: RB Earnest Byner; Pro Bowl. WR Gary Clark; Pro Bowl. CB Darrell Green; Pro Bowl, UPI All-NFC; LT Jim Lachey; Pro Bowl, AP All-Pro, All-NFL, UPI All-NFC.

Starters: Offense: WR Art Monk (16), TE Don Warren (15), RT Ed Simmons (11), RG Mark Schlereth (7), C Jeff Bostic (16), LG Russ Grimm (11), LT Jim Lachey (16), WR Ricky Sanders (6), WR Gary Clark (16), QB Mark Rypien (10), RB Earnest Byner (16), RT Joe Jacoby (5), QB Stan Humphries (5), QB Jeff Rutledge (1), RG/LG Raleigh McKenzie (9/3), LG Mark Adickes (1), HB Ron Middleton (5), TE Jimmy Johnson (5), WR Walter Stanley (1).

Defense: LE Charles Mann (15), LT Tracy Rucker (7), RT/LT Darryl Grant (14/1), RE Markus Koch (13), RLB Wilber Marshall (15), MLB Greg Manuskus (8), LLB Andre Collins (16), LCB Martin Mayhew (15), RCB Darrell Green (16), SS Alvin Walton (16), FS Todd Bowles (13), FS Terry Hoage (3), LCB Brad Edwards (1), CB Alvoid Mays (1), RT/RE Tim Johnson (1/1), LE/RE Fred Stokes (1/2), LT Eric Williams (8), RT James Geathers (1), MLB Kurt Gouveia (7).

1991		Head Coach - Joe Gibbs		Won 14, Lost 2	
Sept. 1	W	45-0	Detroit	52,958	
Sept. 9	W	33-31	at Dallas	63,025	
Sept. 15	W	34-0	Phoenix	54,662	
Sept. 22	W	34-27	at Cincinnati	52,038	
Sept. 30	W	23-0	Philadelphia	55,198	
Oct. 6	W	20-7	at Chicago	64,941	
Oct. 13	W	42-17	Cleveland	54,715	
Oct. 27	W	17-13	at Giants	76,627	
Nov. 3	W	16-13	*Houston	55,096	
Nov. 10	W	56-17	Atlanta	52,461	
Nov. 17	W	41-14	at Pittsburgh	56,813	
Nov. 24	L	21-24	Dallas	55,561	
Dec. 1	W	27-6	at Rams	55,027	
Dec. 8	W	20-14	at Phoenix	48,373	
Dec. 15	W	34-17	Giants	54,722	
Dec. 22	L	22-24	at Philadelphia	58,988	
* overtime					
Playoffs					
Jan. 4	W	24-7	Atlanta	55,181	
Jan. 12	W	41-10	Detroit	55,585	
Super Bowl XXVI, Minneapolis, MN					
Jan. 26	W	37-24	Buffalo	63,130	

	Redskins	Opponents
TOTAL FIRST DOWN	302	242
Rushing	107	72
Passing	179	151
Penalty	16	19

POSSESSION AVG.	31:51	28:09
TOTAL NET YARDS	5,741	4,293
Avg. Per Game	358.8	268.3
Total Plays	996	947
Avg. Per Play	5.8	4.5

NET YARDS RUSHING	2,049	1,346
Avg. Per Game	128.1	84.1
Total Rushes	540	348

NET YARDS PASSING	3,692	2,947
Avg. Per Game	230.8	184.2

Sacked/Yards Lost	9/79	50/345
Gross Yards	3,771	3,292
Att./Completions	447/261	549/292
Completion Pct.	58.4	53.2
Had Intercepted	11	27

PUNT/AVERAGE	55/37.6	85/41.7
NET PUNTING AVG.	33.1	33.4
PENALTIES/YARDS	90/798	94/767
FUMBLES/LOST	26/12	22/14
TOUCHDOWNS	56	26
Rushing	21	11
Passing	30	13
Returns	5	2

SCORE BY PERIODS	1	2	3	4	OT	PTS
REDSKINS	83	150	101	148	3	485
Opponents	54	57	55	58	0	224

SCORING	TD	Ru	Pa	Pt	Pat	FG	S	TP
Lohmiller	0	0	0	0	56/56	31/43	0	149
Riggs	11	11	0	0	0/0	0/0	0	66
Clark	10	0	10	0	0/0	0/0	0	60
Monk	8	0	8	0	0/0	0/0	0	48
REDSKINS	56	21	30	5	56/56	31/43	0	485
Opponents	26	11	13	2	26/26	14/18	0	224

PASSING	Att	Comp	Yds	Cmp%	Yds/Att	TD	TD%	Int	Int%	Long	Sack/Lost	Rating
Rypien	421	249	3,564	59.1	8.4	28	6.7	11	2.6	82	7/59	97.9
REDSKINS	447	261	3,771	58.4	8.4	30	6.7	11	2.5	82	9/79	98.0
Opponents	549	292	3,292	53.2	6.0	13	2.4	27	4.9	75	50/345	58.8

RUSHING	No.	Yds	Avg	Long	TD
Byner	274	1,048	3.8	32	5
Ervins	145	680	4.7	65t	3
Riggs	78	248	3.2	32	11
REDSKINS	540	2,049	3.8	65t	21
Opponents	348	1,346	3.9	75t	11

RECEIVING	No.	Yds	Avg	Long	TD
Monk	71	1,049	14.8	64t	8
Clark	70	1,340	19.1	82t	10
REDSKINS	261	3,771	14.4	82t	30
Opponents	292	3,292	11.3	75t	13

INTERCEPTIONS	No.	Yds	Avg.	Long	TD
Marshall	5	75	15.0	54t	1
Green	5	47	9.4	24	0
REDSKINS	27	279	10.3	54	13
Opponents	11	109	9.9	74t	1

PUNTING	No.	Yds	Avg	Net	TB	In	Lg	Bk
Goodbum	52	2,070	39.8	33.1	3	16	61	3
REDSKINS	55	2,070	37.6	33.3	3	16	61	3
Opponents	85	3,548	41.7	33.4	5	13	58	0

PUNT RETURNS	Ret	FC	Yds	Avg	Lg	TD
Mitchell	45	21	600	13.3	69t	2
REDSKINS	46	21	610	13.3	69t	2
Opponents	31	7	190	6.1	20	0

KICKOFF RETURNS	No.	Yds	Avg	Lg	TD
Mitchell	29	583	20.1	35	0
REDSKINS	49	926	18.9	46	0
Opponents	66	1,153	17.5	39	0

FIELD GOALS	1-19	20-29	30-39	40-49	50+
Lohmiller	0/0	9/9	10/12	10/17	2/5
Opponents	0/0	5/5	5/7	3/3	1/3

DEFENSIVE STATISTICS	Player	T	S	A	T/L	PD	FF	FR
A. Collins	151	87	60	4	6	1	0	
Marshall	135	73	51	11	7	4	2	
Edwards	135	70	65	0	9	1	0	

NOTABLE
Record (Finish): 14-2; (Super Bowl XXVI Champion)

National Honors: Coach Joe Gibbs: The Sporting News Coach of the Year. RB Earnest Byner: Pro Bowl. WR Gary Clark: Pro Bowl, UPI All-NFC; RB Ricky Ervins: PFWA All-Rookie; CB Darrell Green: Pro Bowl, PFWA All-Pro, AP All-Pro, All-NFL, UPI All-NFC; LT Jim Lachey: Pro Bowl, PFWA All-Pro, AP All-Pro, All-NFL, UPI All-NFC; K Chip Lohmiller: Pro Bowl, UPI All-NFC; DE Charles Mann: Pro Bowl. LB Wilber Marshall: UPI All-NFC; G Raleigh McKenzie: UPI All-NFC; QB Mark Rypien: Super Bowl XXVI MVP, Pro Bowl, Football News NFC Player of the Year, UPI NFC Offensive Player of the Year, UPI All-NFC; G Mark Schlereth: Pro Bowl.

Starters: Offense: WR Gary Clark (16), HB Terry Orr (6), WR Ricky Sanders (7), LT Jim Lachey (15), LT Russ Grimm (1), LG Raleigh McKenzie (14), C Jeff Bostic (16), RG Mark Schlereth (16), LG/RT Joe Jacoby (2/14), RT Ed Simmons (2), TE Ron Middleton (12), TE Don Warren (7), WR Art Monk (16), QB Mark Rypien (16), RB Earnest Byner (16).

Defense: LE Charles Mann (15), LE Jason Buck (1), LT Eric Williams (15), LT Bobby Wilson (1), RT Tim Johnson (16), RE Markus Koch (5), RE Fred Stokes (11), LLB Wilber Marshall (16), MLB Matt Millen (14), MLB Kurt Gouveia (1), MLB Monte Coleman (1), RLB Andre Collins (16), LCB Martin Mayhew (16), RCB Darrell Green (16), SS Alvin Walton (2), SS Danny Copeland (14), FS Brad Edwards (16).

1992

Head Coach - Joe Gibbs

Date	Result	Time	Location	Score
Sept. 7	L	10:23	at Dallas	63,538
Sept. 13	W	24:17	Atlanta	54,343
Sept. 20	W	13:10	Detroit	55,818
Oct. 4	L	24:27	at Phoenix	34,488
Oct. 12	W	34:3	Denver	56,371
Oct. 18	W	16:12	Philadelphia	56,380
Oct. 25	W	15:13	at Minnesota	59,098
Nov. 1	L	7:24	New York Giants	53,647
Nov. 8	W	16:3	at Seattle	53,616
Nov. 15	L	15:35	at Kansas City	75,238
Nov. 23	L	3:20	at New Orleans	68,591
Nov. 29	W	41:3	Phoenix	53,541
Dec. 6	W	28:10	at New York Giants	62,998
Dec. 13	W	20:17	Dallas	56,437
Dec. 20	L	13:17	at Philadelphia	65,841
Dec. 26	L	20:21	Los Angeles Raiders	53,032
Playoffs				
Jan. 2	W	24:7	at Minnesota	57,353
Jan. 9	L	13:20	at San Francisco	64,991

Won 9, Lost 7

RUSHING	No.	Yds	Avg	Long	TD
Byner	262	998	3.8	23	6
Ervins	151	495	3.3	25	2
Mitchell	6	70	11.7	33	0
REDSKINS	483	1,727	3.6	33	10
Opponents	406	1696	4.2	36	11

RECEIVING	No.	Yds	Avg	Long	TD
Clark	64	912	14.3	47	5
Sanders	51	707	13.9	62t	3
Monk	46	644	14.0	49t	3
REDSKINS	272	3,339	12.3	62t	15
Opponents	258	3,021	11.7	89t	15

INTERCEPTIONS	No.	Yds	Avg	Long	TD
Edwards	6	157	26.2	53t	1
Mayhew	3	58	19.3	33	0
Gouveia	3	43	14.3	28	0
REDSKINS	23	485	21.1	65	2
Opponents	17	318	18.7	49	2

PUNTING	No.	Yds	Avg	Net	TB	In	Lg	Blk
Goodburn	64	2,555	39.9	32.7	5	17	66	1
REDSKINS	65	2,555	39.3	32.7	5	17	66	1
Opponents	73	3,128	42.8	37.2	3	18	58	0

PUNT RETURNS	Ret	FC	Yds	Avg	Lg	TD
Mitchell	29	9	271	9.3	84t	1
REDSKINS	37	12	355	9.6	84t	2
Opponents	27	13	332	12.3	79t	1

KICKOFF RETURNS	No.	Yds	Avg	Lg	TD
Mitchell	23	492	21.4	47	0
REDSKINS	48	973	20.3	47	0
Opponents	54	1,074	19.9	99t	1

FIELD GOALS	1-19	20-29	30-39	40-49	50+
Lohmiller	2/2	9/9	9/15	8/12	2/2
Opponents	1/1	5/7	2/3	5/8	1/2

DEFENSIVE STATISTICS

Player	T	S	A	T/L	PD	FF	FR
Gouveia	169	90	75	4	3	3	0
Edwards	168	81	86	1	8	1	0
Marshall	138	90	39	9	15	3	2

NOTABLE

Record (Finish): 9-7; (3rd NFC East)

National Honors: LB Wilber Marshall; PFWA All-Pro, AP All-Pro, All-NFL, UPI All-NFC, Pro Bowf; FS Brad Edwards; UPI All-NFC.

Starters: Offense: WR Gary Clark (14), WR Ricky Sanders (5), TE Ron Middleton (12), TE Don Warren (10), HB Terry Orr (7), WR Art Monk (14), TE James Jenkins (1), WR Desmond Howard (1), LT Jim Lachey (10), LT Moe Elewonibi (4), LT/RT Ed Simmons (11/10), LT/LG/C Ralshigh McKenzie (11/5/10), LG/RT Joe Jacoby (4/5), LG/RT Ray Brown (7/1), C Jeff Bostic (4), C Matt Elliott (2), RG Mark Schlereth (16), QB Mark Rypien (16), RB Ernest Byner (16).

Defense: LE Charles Mann (16), LT Bobby Wilson (5), LT Eric Williams (6), LT Jason Buck (5), RT Tim Johnson (16), RE Fred Stokes (10), RE Shane Collins (6), LLB Wilber Marshall (16), MLB Kurt Gouveia (14), MLB John Brantley (2), RLB Andre Collins (14), RLB Tony Barker (2), LCB Martin Mayhew (10), LCB Alvoid Mays (2), LCB Todd Bowles (1), LCB/RCB AJ Johnson (3/8), RCB Darrell Green (7), SS Danny Copeland (13), SS Todd Bowles (3), FS Brad Edwards (16).

	Redskins	Opponents
TOTAL FIRST DOWNS	276	249
Rushing	104	89
Passing	160	138
Penalty	12	22
POSSESSION AVG.	31:04	28:56
TOTAL NET YARDS	4,890	4,438
Avg. Per Game	305.6	277.4
Total Plays	991	911
Avg. Per Play	4.9	4.9
NET YARDS RUSHING	1,727	1,696
Avg. Per Game	107.9	106.0
Total Rushes	483	406
NET YARDS PASSING	3,163	2,742
Avg. Per Game	197.7	171.4
Sacked/Yards Lost	23/176	39/279
Gross Yards	3,339	3,021
Att./Completions	485/272	466/258
Completion Pct.	56.1	55.4
Had Intercepted	17	23
PUNT/AVERAGE	65/39.3	73/42.8
NET PUNTING AVG.	65/32.7	73/37.2
PENALTIES/YARDS	84/741	85/709
FUMBLES/LOST	18/7	23/11
TOUCHDOWNS	30	30
Rushing	10	11
Passing	15	15
Returns	5	4

SCORE BY PERIODS	1	2	3	4	OT	PTS
REDSKINS	79	92	63	66	0	300
Opponents	32	103	40	80	0	255

SCORING	TD-Ru-Pa-Rt	Pat	FG	S	TP
Lohmiller	0 0 0 0	30/30	30/40	0	120
Byner	7 6 1 0	0/0	0/0	0	42
Clark	5 0 5 0	0/0	0/0	0	30
REDSKINS	30 10 15 5	30/30	30/40	0	300
Opponents	30 11 15 4	29/30	14/21	2	255

PASSING	Att	Comp	Yds	Cmp%	Yds/Att	TD	TD%	Int	Int%	Long	Sack/Lost	Rating
Rypien	479	269	3,282	56.2	6.8	13	2.7	17	3.5	62	23/176	71.7
REDSKINS	485	272	3,339	56.1	6.8	15	3.1	17	3.5	62	23/176	71.7
Opponents	466	258	3,021	55.4	6.4	15	3.2	23	4.9	89	39/279	65.4

		Head Coach - Richie Petitbon		
Sept. 6	W	35-16	Dallas	56,345
Sept. 12	L	10-17	Phoenix	53,525
Sept. 19	L	31-34	at Philadelphia	65,435
Oct. 4	L	10-17	at Miami	68,568
Oct. 10	L	7-41	New York Giants	53,715
Oct. 17	L	6-36	at Phoenix	48,143
Nov. 1	L	10-24	at Buffalo	79,106
Nov. 7	W	30-24	Indianapolis	50,523
Nov. 14	L	6-20	at New York Giants	76,606
Nov. 21	L	6-10	at L.A. Rams	45,546
Nov. 28	L	14-17	Philadelphia	46,663
Dec. 5	W	23-17	at Tampa Bay	49,035
Dec. 11	L	0-3	New York Jets	47,970
Dec. 19	W	30-17	Atlanta	50,192
Dec. 26	L	3-38	at Dallas	64,497
Dec. 31	L	9-14	Minnesota	42,836

	Redskins	Opponents
TOTAL FIRST DOWNS	255	304
Rushing	92	127
Passing	143	157
Penalty	20	20
POSSESSION AVG.	27:58	32:02
TOTAL NET YDS	4,273	5,499
Avg. Per Game	267.1	343.6
Total Plays	969	1,027
Avg. Per Play	4.4	5.4
NET YARDS RUSHING	1,728	2,112
Avg. Per Game	107.9	131.9
Total Rushes	396	513
NET YARDS PASSING	2,545	3,387
Avg. Per Game	159.1	211.6
Sacked/Yards Lost	40/219	31/197
Gross Yards	2,764	3,584
Att./Completions	533/287	483/291
Completion Pct.	53.8	60.2
Had Intercepted	21	17
PUNTS/AVERAGE	83/43.9	73/41.1
NET PUNTING AVG.	83/37.4	73/36.6
PENALTIES/YARDS	90/597	100/782
FUMBLES/LOST	24/10	25/14
TOUCHDOWNS	26	42
Rushing	11	14
Passing	11	24
Returns	4	4

SCORE BY PERIODS	1	2	3	4	OT	PTS
REDSKINS	23	77	59	71	0	230
Opponents	81	92	69	103	0	345

SCORING	TD-Ru	Pa-Rt	Pat	FG	S	TP		
Lohmiller	0	0	0	24/26	16/28	0	72	
Sanders	4	0	4	0/0	0/0	0	24	
Brooks	3	3	0	0/0	0/0	0	18	
McGee	3	0	3	0/0	0/0	0	18	
Mitchell	3	3	0	0/0	0/0	0	18	
Rypien	3	3	0	0/0	0/0	0	18	
REDSKINS	26	11	11	4	24/26	16/28	1	230
Opponents	42	14	24	4	40/42	17/22	1	345

PASSING	Att	Comp	Yds	Cmp%	Yds/Att	TD	TD%	Int	Int%	Long	Sack/Lost	Rating
Rypien	319	166	1,514	52.0	4.7	4	1.3	10	3.1	43	16/87	56.3
Gannon	125	74	704	59.2	5.6	3	2.4	7	5.6	54	16/87	59.6
Conklin	87	46	496	52.9	5.7	4	4.6	3	3.4	34	8/45	70.9
REDSKINS	533	287	2,764	53.8	5.1	11	2.1	21	3.9	54	40/219	59.0
Opponents	483	291	3,583	60.2	7.4	24	5.0	17	3.5	80	31/197	85.1

RUSHING	No.	Yds	Avg	Long	TD
Brooks	233	1,063	4.8	85t	3
Mitchell	63	246	3.9	29t	3
Ervins	50	201	4.0	18	0
REDSKINS	396	1,728	4.4	85t	11
Opponents	513	2,112	4.1	35	14

RECEIVING	No.	Yds	Avg	Long	TD
Sanders	58	638	11.0	50	4
Monk	41	398	9.7	29	2
McGee	39	500	12.8	54	3
REDSKINS	287	2,764	9.6	54	11
Opponents	291	3,584	12.3	80t	24

INTERCEPTIONS	No.	Yds	Avg.	Long	TD
Carter	6	54	9.0	29	0
Green	4	10	2.5	6	0
REDSKINS	17	241	14.2	69t	2
Opponents	21	209	10.0	30	2

PUNTING	No.	Yds	Avg	Net	TB	In	Lg	Blk
Roby	78	3,447	44.2	37.2	10	25	60	0
REDSKINS	83	3,644	43.9	37.4	10	28	60	0
Opponents	73	2,995	41.0	36.6	4	20	65	0

PUNT RETURNS	Ret	FC	Yds	Avg	Lg	TD
Mitchell	29	7	193	6.7	48	0
REDSKINS	35	8	245	7.0	48	0
Opponents 34	23	343	10.1	62t	2	0

KICKOFF RETURNS	No.	Yds	Avg	Lg	TD
Mitchell	33	678	20.5	68	0
Howard	21	405	19.3	33	0
REDSKINS	59	1,166	19.8	68	0
Opponents	36	722	20.1	43	0

FIELD GOALS	1-19	20-29	30-39	40-49	50+
Lohmiller	2/2	4/4	8/12	1/4	1/6
Opponents	0/0	6/7	4/5	6/7	1/3

DEFENSIVE STATISTICS	Player	T	S	A	T/L	PD	FF	FR
Gouveia	174	83	88	3	5	2	0	0
Edwards	150	89	61	0	2	0	1	1
Copeland	129	64	63	2	3	0	0	0

NOTABLE
Record (Finish): 4-12 (5th NFC East)

National Honors: RB Reggie Brooks: PFWA All-Rookie.

Starters: Offense: WR Tim McGee (12), WR Art Monk (5), LT Mo Elewunibi (15), LT Joe Jacoby (1), LG/RT Ray Brown (11/3), LG/C/RG Raleigh McKenzie (3/6/6), LG/RG Vernice Smith (2/1) C Jeff Bostic (10), RG Mark Schlereth (8), RT Ed Simmons (13), TE Ron Middleton (16), TE James Jenkins (4), WR Ricky Sanders (11), WR Desmond Howard (5), QB Mark Rypien (10), QB Cary Conklin (2), QB Rich Gannon (4), RB/HB Earnest Byner (2/1), RB Brian Mitchell (4), HB Frank Wycheck (6), RB Reggie Brooks (11).

Defense: LE Charles Mann (11), LE/LT/RE Jason Buck (11/1/1), LE Al Noga (4), LT Eric Williams (4), LT/RT Bobby Wilson (8/1), LT Jeff Faulkner (3), RT Tim Johnson (15), RE Shane Collins (5), RE Sterling Palmer (10), LLB Carl Banks (15), LLB/RLB Monte Coleman (1/3), MLB Kurt Gouveia (16), RLB Andre Collins (13), LCB AJ Johnson (3), LCB Tom Carter (11), LCB Alvoid Mays (2), RCB Darrell Green (16), SS Danny Copeland (14), SS Todd Bowles (2), FS Brad Edwards (16).

1994

Head Coach - Norv Turner

Sept. 4	L	7-28	Seattle	52,930
Sept. 11	W	38-24	at New Orleans	58,049
Sept. 18	L	23-31	at New York Giants	77,298
Sept. 25	L	20-27	Atlanta	53,238
Oct. 2	L	7-34	Dallas	55,394
Oct. 9	L	17-21	at Philadelphia	63,947
Oct. 16	L	16-19	• Arizona	50,619
Oct. 23	W	41-27	at Indianapolis	57,879
Oct. 30	L	29-31	Philadelphia	53,530
Nov. 6	L	22-37	San Francisco	54,335
Nov. 20	L	7-31	at Dallas	64,644
Nov. 27	L	19-21	New York Giants	43,384
Dec. 4	L	21-26	at Tampa Bay	45,121
Dec. 11	L	15-17	at Arizona	53,790
Dec. 18	L	14-17	Tampa Bay	47,315
Dec. 24	W	24-21	at L.A. Rams	25,705

• Overtime

Won 3, Lost 13

RUSHING	No.	Yds	Avg	Long	TD
Ervins	185	650	3.5	49	3
Mitchell	78	311	4.0	33	0
Brooks	100	297	3.0	15	2
REDSKINS	407	1,415	3.5	49	5
Opponents	556	1,975	3.6	38	24

RECEIVING	No.	Yds	Avg	Long	TD
Ellard	74	1,397	18.9	73t	6
Ervins	51	293	5.7	21	1
Howard	40	727	18.2	81t	5
REDSKINS	271	3,524	13.0	81t	25
Opponents	300	3,799	12.7	85t	22

INTERCEPTIONS	No.	Yds	Avg.	Long	TD
A. Collins	4	150	37.5	92	12
Carter	3	58	19.3	40	0
Bayless	3	38	12.7	19	0
Green	3	32	10.7	27t	1
REDSKINS	17	326	19.2	92t	3
Opponents	27	482	17.9	73t	4

PUNTING	No.	Yds	Avg	Net	TB	In	Lg	Blk
Roby	82	3,639	44.4	36.1	12	21	65	0
Opponents 87	3,506	40.3	33.0	9	27	59	0	

PUNT RETURNS	Ret	FC	Yds	Avg	Lg	TD
Mitchell	32	24	452	14.1	78t	2
Opponents	45	11	441	9.8	83t	1

KICKOFF RETURNS	No.	Yds	Avg	Lg	TD
Mitchell	58	1,478	25.5	86	0
REDSKINS	71	1,685	23.7	86	0
Opponents	62	1,389	22.4	96t	1

FIELD GOALS	1-19	20-29	30-39	40-49	50+
Lohmiller 0/0	9/11	5/6	5/8	1/3	
Opponents 0/0	7/7	6/9	2/8	2/4	

DEFENSIVE STATISTICS

Player	T	S	A	T/L	PD	FF	FR
A. Collins	171	99	65	7	5	2	1
Stowe	157	80	73	4	0	1	0
Harvey	130	74	47	9	3	4	1

NOTABLES

Record (Finish): 3-13 (5th NFC East)

National Honors: P Reggie Roby; First Team AP, Pro Bowl; KR Brian Mitchell; Second Team AP; LB Ken Harvey; Second Team AP, Pro Bowl.

Starters: Offense: WR Desmond Howard (15), LT Jim Lachey (13), LG/LT Ray Brown (14/2), C/RG/LG Raleigh McKenzie (4/10/2), RG Mark Schlereth (4), RT Ed Simmons (16), TE Ethan Horton (15), TE James Jenkins (3), QB John sFriesz (4), CB Heath Shuler (8), CB Gus Frerotte (4), RB Reggie Brooks (5), RB Ricky Ervins (10), RB/FB Brian Mitchell (11/6), FB Cedric Smith (8), FB Frank Wycheck (1).

Defense: LE Tony Woods (15), LT Bobby Wilson (9), LT/RT Lamar Mills (1/3), LT Leonard Marshall (3), LT Marc Boutte (3), RE Sterling Palmer (16), LLB Ken Harvey (16), MLB Tyrone Stowe (15), MLB Kurt Gouveia (1), RLB Andre Collins (16), LCB Tom Carter (16), RCB Darrell Green (16), SS Marlin Bayless (15), Keith Taylor (1), FS Darryl Morrison (16).

TOTAL FIRST DOWNS	Redskins	Opponents
Rushing	269	331
Passing	79	129
Penalty	166	182
Penalty	24	20
POSSESSION AVG.	26:55	33:05
TOTAL NET YARDS	4793	5609
Avg. Per Game	299.6	350.6
Total Plays	974	1,080
Avg. Per Play	4.9	5.2
NET YARDS RUSHING	1,415	1,975
Avg. Per Game	88.4	123.4
Total Rushes	407	556
NET YARDS PASSING	3,378	3,634
Avg. Per Game	211.1	227.1
Sacked/Yards Lost	21/146	28/165
Gross Yards	3524	3799
Att./Completions	546/271	496/300
Completion Pct.	49.6	60.5
Had Intercepted	27	17
PUNTS/AVERAGE	82/44.4	87/40.3
NET PUNTING AVG.	82/36.1	87/33.0
PENALTIES/YARDS	88/730	98/639
FUMBLES/BALL LOST	21/13	21/6
TOUCHDOWNS	37	52
Rushing	5	24
Passing	25	22
Returns	7	6

SCORE BY PERIODS	1	2	3	4	OT	PTS
REDSKINS	44	137	62	77	0	320
Opponents	95	128	81	105	3	412

SCORING	TD	Ru	Pa	Rt	Pat	FG	S	TP
Lohmiller	0	0	0	0	30/32	20/28	0	90
Ellard	6	0	6	0	0/0	0/0	0	36
Howard	5	0	5	0	0/0	0/0	0	32
Ervins	4	3	1	0	0/0	0/0	0	24
Jenkins	4	0	4	0	0/0	0/0	0	24
REDSKINS	37	5	25	7	30/32	20/28	1	320
Opponents	52	24	22	6	47/47	17/28	0	412

2-Pt. Conversions: Howard, Mitchell, Winans
REDSKINS 3-5, Opponents 1-5

PASSING	Att	Comp	Yds	Cmp%	Yds/Att	TD	TD%	Int	Int%	Long	Sack/Lost	Rating
Shuler	265	120	1658	45.3	6.2	10	3.8	12	4.5	81	12/83	59.6
Friesz	180	105	1266	58.3	7.0	10	5.6	9	5.0	73	6/45	77.7
Frerotte	100	46	600	46.0	6.0	5	5.0	5	5.0	51	3/18	61.3
REDSKINS	546	271	3,534	49.6	6.4	25	4.6	27	4.9	81	21/146	65.0
Opponents	496	300	3,799	60.5	7.6	22	4.4	17	3.4	85	28/165	84.9

1995

		Head Coach - Norv Turner		
Sept. 3	W	27-7	Arizona	52,731
Sept. 10	L	8-20	Oakland	54,548
Sept. 17	L	31-38	@ Denver	71,930
Sept. 24	L	6-14	@ Tampa Bay	49,234
Oct. 1	W	27-23	Dallas	55,489
Oct. 8	L	34-37	* @ Philadelphia	65,498
Oct. 15	L	20-24	@ Arizona	42,370
Oct. 22	W	36-30	* Detroit	52,332
Oct. 29	L	15-24	NY Giants	53,310
Nov. 5	L	3-24	@ Kansas City	77,821
Nov. 19	L	20-27	Seattle	51,298
Nov. 26	L	7-14	Philadelphia	50,539
Dec. 3	W	24-17	@ Dallas	64,866
Dec. 10	L	13-20	@ NY Giants	48,247
Dec. 17	W	35-23	@ St. Louis	63,760
Dec. 24	W	20-17	Carolina	42,903

• Overtime

Won 6, Lost 10

RECEIVING	No.	Yds	Avg	Long	TD
Ellard	56	1,005	17.9	59	5
Mitchell	38	324	8.5	221	1
Westbrook	34	522	15.4	45	1
Redskins	265	3,496	13.2	731	16
Opponents	338	3,403	10.1	591	20

INTERCEPTIONS	No.	Yds	Avg.	Long	TD
Carter	4	116	29.0	511	1
Green	3	42	14.0	22	1
Richard	3	24	8.0	24	0
REDSKINS	16	250	15.6	511	2
Opponents	20	338	16.9	751	3

PUNTING	No.	Yds	Avg	Net	TB	In	Lg	Bk
Turk	74	3,140	42.4	37.7	9	29	60	0
Opponents	72	2,984	41.4	35.1	7	25	60	1

PUNT RETURNS	Ret	FC	Yds	Avg	Lg	TD
Mitchell	25	15	315	12.6	591	1
Redskins	26	15	315	12.1	591	1
Opponents	26	13	173	6.7	35	0

KICKOFF RETURNS	No.	Yds	Avg	Lg	TD
Mitchell	55	1,408	25.6	59	0
Redskins	69	1,646	23.9	59	0
Opponents	70	1,434	20.5	911	1

FIELD GOALS	1-19	20-29	30-39	40-49	50+
Murray	1/1	9/9	10/13	6/11	1/2
Redskins	1/1	9/9	10/13	6/11	1/2
Opponents	5/5	10/10	6/7	0/4	

DEFENSIVE STATISTICS	Player	T	S	A	T/L	PD	FF	FR	FR
Patton	103	54	4	161	2	4	1		
Stephens	77	75	4	153	4	2	1		
Harvey	78	38	16	132	5	3	2		

NOTABLE

Record (Finish): 6-10 (3rd NFC East)

National Honors: KR Brian Mitchell: Pro Bowl, First Team AP, College & Pro Football Weekly, PFWA, Second Team Football Digest, The Sporting News, USA Today, Second Team Football News; LB Ken Harvey: Pro Bowl, First Team Sports Illustrated, USA Today, Second Team AP, Football Digest, Football News, UPI All-NFC; RB Terry Allen: Second Team UPI All-NFC

Starters: Offense: WR Michael Westbrook (9), WR Leslie Shepherd (4), WR Olanda Truitt (2), LT Jim Lachey (3), LT Joe Patton (13), LG Ray Brown (16), C John Gesek (12), C Vernice Smith (2), C Cory Raymer (2), RG TRé Johnson (9), G John Gesek (4), G Vernice Smith (3), RT Ed Simmons (16), TE Scott Galbraith (16), TE James Jenkins (4), TE Jamie Asher (2), TE Coleman Bell (1), WR Henry Ellard (15), WR Tydus Winans (1), QB Gus Frotte (11), QB Heath Shuler (5), RB Terry Allen (16), FB Marc Logan (10), FB Brian Mitchell (1).

Defense: LE Tony Woods (16), LT Marc Bouite (16), RT William Gaines (11), RT Tim Johnson (5), RE Sterling Palmer (13), RE Rich Owens (3), LLB Ken Harvey (16), MLB Rod Stephens (16), RLB Marcus Patton (16), LCB Tom Carter (16), RCB Darrell Green (16), SS James Washington (12), SS Keith Taylor (4), FS Stanley Richard (16).

	Redskins	Opponents
TOTAL FIRST DOWNS	297	323
Rushing	105	127
Passing	169	182
Penalty	23	14
POSSESSION AVG.	28:42	31:18
TOTAL NET YARDS	5,184	5,400
Avg. Per Game	324.0	337.5
Total Plays	1,026	1,059
Avg. Per Play	5.1	5.1
NET YARDS RUSHING	1,956	2,132
Avg. Per Game	122.3	133.3
Total Rushes	469	483
NET YARDS PASSING	3,228	3,268
Avg. Per Game	201.8	204.3
Sacked/Yards Lost	36/268	30/135
Gross Yards	3,496	3,403
Att./Completions	521/285	546/338
Completion Pct.	50.9	61.9
Had Intercepted	20	16
PUNTS/AVERAGE	74/42.4	72/41.4
NET PUNTING AVG.	74/37.7	72/35.1
PENALTIES/YARDS	78/563	100/780
FUMBLES/LOST	24/10	31/18
TOUCHDOWNS	35	42
Rushing	15	18
Passing	16	20
Returns	4	4

SCORE BY PERIODS	1	2	3	4	OT	PTS
REDSKINS	59	90	85	86	6	326
Opponents	65	126	48	117	3	359

SCORING	TD-Ru	Pa-Rt	Pat	FG	S	TP		
Murray	0	0	0	0	33/33	27/36	0	114
Allen	11	10	1	0	0/0	0/0	0	66
Redskins	35	15	16	4	33/33	27/36	1	326
Opponents	42	18	20	4	39/40	22/27	0	359

RUSHING	No.	Yds	Avg	Long	TD
Allen	338	1,309	3.9	28	10
Mitchell	46	301	6.5	361	1
Redskins	469	1,956	4.2	581	15
Opponents	483	2,132	4.4	551	18

PASSING	Att	Comp	Yds	Cmp%	Yds/Att	TD	TD%	Int	Int%	Long	Sack/Lost	Rating
Frotte	396	199	2,751	50.3	6.9	13	3.3	13	3.3	73	23/192	70.2
Shuler	125	86	745	52.8	5.9	3	2.4	7	5.6	44	13/76	55.6
REDSKINS	521	285	3,496	50.9	6.7	16	3.1	20	3.8	73	36/268	66.7
Opponents	546	338	3,403	61.9	6.2	20	3.7	16	2.9	59	30/135	79.6

1996

		Head Coach - Norv Turner	
Sept. 1	L	14-17	Philadelphia
Sept. 8	W	10-3	Chicago
Sept. 15	W	31-10	at New York Giants
Sept. 22	W	17-10	at St. Louis
Sept. 29	W	31-16	New York Jets
Oct. 13	W	27-22	at New England
Oct. 20	W	31-21	New York Giants
Oct. 27	W	31-16	Indianapolis
Nov. 3	L	13-38	at Buffalo
Nov. 10	L	34-37	* Arizona
Nov. 17	W	26-21	at Philadelphia
Nov. 24	L	16-19	* San Francisco
Nov. 28	L	10-21	at Dallas
Dec. 8	L	10-24	at Tampa Bay
Dec. 15	L	26-27	at Arizona
Dec. 22	W	37-10	Dallas

* Overtime

Won 9, Lost 7

53,415
52,711
71,693
62,303
52,068
59,638
52,638
54,254
78,002
51,929
66,834
54,235
64,955
44,733
34,260
65,454

TOTAL FIRST DOWNS

Rushing	106
Passing	174
Penalty	27

POSSESSION AVG.

27:32

TOTAL NET YARDS

5,229

Avg. Per Game

326.8

Total Plays

960

Avg. Per Play

5.4

NET YARDS RUSHING

1,910

Avg. Per Game

119.4

Total Rushes

467

NET YARDS PASSING

3,319

Avg. Per Game

207.4

Sacked/Yards Lost

22/134

Gross Yards

3,453

Att./Completions

471/270

Completion Pct.

57.3

Had Intercepted

11

PUNTS/AVERAGE

77/45.1

NET PUNTING AVG.

77/38.9

PENALTIES/YARDS

95/70.9

FUMBLES/BALL LOST

21/7

TOUCHDOWNS

41

Rushing

27

Passing

12

Returns

2

SCORE BY PERIODS

REDSKINS	1	2	3	4	OT	PTS
REDSKINS	56	123	97	88	0	364
Opponents	39	110	68	89	6	312

SCORING

	TD	Ru-Pa	Rt	Pat	FG	S	TP
Allen	21	21	0	0	0/0	0/0	0/126
Blanton	0	0	0	0	40/40	26/32	0/118
Shepherd	5	2	3	0	0/0	0/0	0/30
Asher	4	0	4	0	0/0	0/0	0/24
REDSKINS	41	27	12	2	40/40	26/32	0/364
Opponents	33	20	12	1	31/31	27/38	0/312

2-Pt. Conversions: None

REDSKINS 0-1, Opponents 1-2.

Redskins

307
146
191
21

Opponents

358
146
191
21

REDSKINS

27:32

Opponents

32:28

REDSKINS

5,229

Opponents

5,723

REDSKINS

326.8

Opponents

357.7

REDSKINS

960

Opponents

1,114

REDSKINS

5.4

Opponents

5.1

REDSKINS

1,910

Opponents

2,275

REDSKINS

119.4

Opponents

142.2

REDSKINS

467

Opponents

520

REDSKINS

3,319

Opponents

3,655

REDSKINS

207.4

Opponents

215.5

REDSKINS

22/134

Opponents

34/207

REDSKINS

3,453

Opponents

3,655

RUSHING

Allen	347	1,353	3.9	49t	21
Mitchell	39	193	4.9	32	0
Davis	23	139	6.0	39t	2

REDSKINS

467

Opponents

520

RECEIVING

No.	Yds	Avg	Long	TD	
Ellard	52	1,014	19.5	51	2
Asher	42	481	11.5	34	4
Westbrook	34	505	14.9	45	1

REDSKINS

270

Opponents

325

INTERCEPTIONS

No.	Yds	Avg.	Long	TD	
Carter	5	24	4.8	24	0
Green	3	84	28.0	68t	1
Richard	3	47	15.7	42	0

REDSKINS

21

Opponents

11

PUNTING

No.	Yds	Avg	Net	TB	In	Lg	Bk	
Turk	75	3,386	45.1	39.2	11	25	63	0
REDSKINS	77	3,470	45.1	38.9	12	25	63	0
Opponents	68	2,990	44.0	36.4	13	15	72	0

PUNT RETURNS

Ret	FC	Yds	Avg	Lg	TD	
Mitchell	23	16	258	11.2	71	0
Opponents	35	5	235	6.7	28	0

KICKOFF RETURNS

No.	Yds	Avg	Lg	TD	
Mitchell	56	1,258	22.5	50	0
REDSKINS	65	1,401	21.6	50	0
Opponents	76	1,610	21.2	63	0

FIELD GOALS

	1-19	20-29	30-39	40-49	50+
Blanton	2/2	13/13	7/7	2/7	2/3
Opponents	3/3	9/9	10/14	4/10	1/2

DEFENSIVE STATISTICS

Player	T	S	A	TL	PD	FF	FR
M. Patton	181	99	76	6	6	2	1
Stephens	167	87	71	9	6	0	1
Harvey	123	75	39	9	2	1	2

SACKS:

Owens 11, Harvey 9, Nottage 5, Gilbert 3, Patton 2, Stevens 1, Woods 1, Palmer 1, Walker 1

REDSKINS 34 Opponents 22

NOTABLES

Record (Finish): 9-7 (3rd NFC East)

National Honors:

RB Terry Allen: Pro Bowl, UPI All-NFC, AP All-Pro; G Bob Dahlt: UPI All-NFC; CB Gus Feroette: Pro Bowl; CB Darrell Green: Pro Bowl; LB Ken Harvey: Pro Bowl, UPI All-NFC, P Matt Turk: Pro Bowl, AP All-Pro, College & Pro Football Newsweekly, Football Digest All-Pro, Football News All-NFC, UPI All-NFC.

Starters: Offense:

WR Henry Ellard (16), LT/LG/RG Joe Patton (15/11); LT Shar Pourdaneh (3); LG Tré Johnson (15); C Jeff Uhlenhake (11); C Cory Raymer (5); RG Bob Dahl (15); TE Jamie Asher (12); TE Scott Galbraith (6); TE James Jenkins (6); WR Leslie Shepherd (6); WR Michael Westbrook (6); WR Bill Brooks (2); CB Gus Feroette (16); RB Terry Allen (16); FB Marc Logan (9); FB Brian Mitchell (1).

Defense:

LE Tony Woods (7); LE Sterling Palmer (6); LE Dexter Nottage (3); LT Marc Bouite (10); LT William Gaines (6); RT Sean Gilbert (16); RE Rich Owens (16); LLB Ken Harvey (16); MLB Rod Stephens (15); MLB Patrice Alexander (1); RLB Marvoun Patton (16); LCB Tom Carter (16); RCB Darrell Green (16); SS/FS Darryl Morrison (11/1); Brian Walker (4); Darryl Pounds (1); FS Stanley Richard (15).

PASSING

Att	Comp	Yds	Cmp%	Yds/Att	TD	TD%	Int	Int%	Long	Sack/Lost	Rating	
Feroette	470	270	3,453	57.4	7.3	12	2.6	11	2.3	52	22/134	79.3
REDSKINS	471	270	3,453	57.3	7.3	12	2.5	11	2.3	52	22/134	79.2
Opponents	560	235	3,655	58.0	6.5	12	2.1	21	3.8	64	34/207	69.2

1997

Won 8, Lost 7, Tied 1

Head Coach - Norv Turner				
Aug. 31	W	24-10	at Carolina	72,633
Sept. 7	L	13-14	at Pittsburgh	58,059
Sept. 14	W	19-13	* Arizona	78,270
Sept. 28	W	24-13	Jacksonville	74,421
Oct. 5	L	10-24	at Philadelphia	67,008
Oct. 13	W	21-16	Dallas	76,159
Oct. 19	L	14-28	at Tennessee	31,042
Oct. 26	L	17-20	Baltimore	75,067
Nov. 2	W	31-8	at Chicago	53,032
Nov. 9	W	30-7	Detroit	75,261
Nov. 16	L	14-17	at Dallas	75,261
Nov. 23	T	7-7	* NY Giants	75,703
Nov. 30	L	20-23	St. Louis	74,772
Dec. 7	W	38-28	at Arizona	41,537
Dec. 13	L	10-30	at NY Giants	77,571
Dec. 21	W	35-32	Philadelphia	75,939

• Overtime

	Redskins	Opponents
TOTAL FIRST DOWNS	300	292
Rushing	86	129
Passing	192	149
Penalty	22	14
POSSESSION AVG.	29:27	30:33
TOTAL NET YARDS	4,998	5,030
Avg. Per Game	312/4	314.4
Total Plays	1,033	1,058
Avg. Per Play	4.8	4.8
NET YARDS RUSHING	1,615	2,212
Avg. Per Game	100.9	138.8
Total Rushes	453	508
NET YARDS PASSING	3,383	2,818
Avg. Per Game	211.4	176.1
Sacked/Yards Lost	33/198	37/280
Gross Yards	3,581	3,098
Att./Completions	547/282	513/267
Completion Pct.	51.7	52.0
Had Intercepted	20	16
PUNTS/AVERAGE	85/44.6	95/42.5
NET PUNTING AVG.	85/39.2	95/35.3
PENALTIES/YARDS	78/639	96/849
FUMBLES/LOST	21/7	36/14
TOUCHDOWNS	40	32
Rushing	12	15
Passing	22	14
Returns	6	3

SCORE BY PERIODS	1	2	3	4	OT	PTS
REDSKINS	62	101	80	78	6	327
Opponents	64	74	53	98	0	289

SCORING	TD-Ru-Pa-Rt	Pat	FG	S	TP
Blanton	0 0 0 0	34/34	16/24	0	82
Allen	5 4 1 0	0/0	0/0	0	30
Shepherd	5 0 5 0	0/0	0/0	0	30
Redskins	40 12 22 6	39/39	16/24	0	327
Opponents	32 15 14 3	28/28	21/25	0	289

RUSHING	No.	Yds	Avg	Long	TD
Allen	210	724	3.4	34	4
Davis	141	567	4.0	18	3
Mitchell	23	107	4.7	26	1
Redskins	453	1,615	3.6	34	12
Opponents	508	2,212	4.4	51t	15

PASSING	Att	Comp	Yds	Cmp%	Yds/Att	TD	TD%	Int	Int%	Long	Sack/LO	Rating
Frorotte	402	204	2,682	50.7	6.6	17	4.2	12	3.0	52	23/146	73.8
Hostetler	144	79	899	54.9	6.2	5	3.5	10	6.9	69	10/52	56.5
REDSKINS	547	283	3,581	51.7	6.5	22	4.0	22	4.0	69	33/198	69.1
Opponents	513	267	3,098	52.0	6.0	14	2.7	16	3.1	52	37/280	66.7

RECEIVING	No.	Yds	Avg	Long	TD
Asher	49	474	9.7	24	1
Mitchell	36	438	12.2	69	1
Westbrook	34	559	16.4	40t	3
Bowie	34	388	11.4	39t	2
Redskins	283	3,581	12.7	69	22
Opponents	267	3,098	11.6	52	14

INTERCEPTIONS	No.	Yds	Avg.	Long	TD
Dishman	4	47	11.8	29t	1
Richard	4	28	7.0	23	0
REDSKINS	16	222	13.9	83t	3
Opponents	22	262	11.9	35t	1

PUNTING	No.	Yds	Avg	Net	TB	In	Lg	Blk
Turk	84	3,788	45.1	39.2	11	32	62	1
Opponents	95	4,038	42.5	35.3	12	33	59	0

PUNT RETURNS	Ret	FC	Yds	Avg	Lg	TD
Mitchell	38	23	442	11.6	63t	1
Opponents	33	18	237	7.2	37	0

KICKOFF RETURNS	No.	Yds	Avg	Lg	TD
Mitchell	47	1,094	23.3	97t	1
Redskins	59	1,283	21.7	97t	1
Opponents	67	1,515	22.6	57	0

FIELD GOALS	1-19	20-29	30-39	40-49	50+
Blanton	2/2	4/4	5/6	4/8	1/4
Opponents	1/1	6/6	7/8	6/8	1/2

DEFENSIVE STATISTICS

Player	T	S	A	T/L	PD	FF	FR
Richard	181	125	55	1	12	0	1
Patton	175	129	43	3	4	4	1
Campbell	162	110	47	5	11	1	1

SACKS: Harvey 9.5, M Patton 4, Mims 4, Jones 4, Owens 3.5, Duff 2, Smith 2, Boutte 2, Pounds 2, Zorich 1, Dishman 1, Lang 1, Team 1. REDSKINS 37
Opponents 33

NOTABLE

Record (Finish): 8-7-1 (2nd NFC East)

National Honors: CB Cris Dishman: Pro Bowl; CB Darrell Green: Pro Bowl, College & Pro Football Weekly All-Pro; LB Ken Harvey: Pro Bowl; P Matt Turk: Pro Bowl, Sports Illustrated All-Pro, Pro Football Weekly All-NFC, The Sporting News All-Pro, Football News All-NFC, Football Digest All-NFL Second Team, USA Today All-Pro; LB Derek M. Smith: Football News All-Rookie.

Starters: Offense: WR Michael Westbrook (9), WR Albert Connell (1), LT/RT Shar Pourdaneh (10/4), LT/LG Joe Patton (6/10), LG/RG Tré Johnson (6/5), C Jeff Uhlenhake (13), C Cory Raymer (3), RG Bob Dahl (8), RG Brad Badger (1), RT Ed Simmons (12), TE Jamie Asher (13), TE James Jenkins (5), TE Darryl Ashmore (2), WR Leslie Shepherd (9), WR Henry Ellard (11), QB Gus Frotter (13), QB Jeff Hostetler (3), RB Terry Allen (10), RB Stephen Davis (6) FB Larry Bowie (12), FB Marc Logan (1), FB Brian Mitchell (1).

Defense: LE Kenard Lang (11), LE Jamal Duff (5), LT Chris Mims (7), LT Ryan Kuehl (5), LT/RT William Gaines (4/2), RT Marc Boutte (14), RE Rich Owens (15), RE Kelvin Kinney (1), LLB Ken Harvey (14), LLB Greg Jones (3), MLB Marcus Patton (16), RLB Derek Smith (16), LCB Cris Dishman (15), RCB Darrell Green (16), SS Jesse Campbell (16), FS Stanley Richard (16).

1998

		Head Coach - Norv Turner		
Sept. 6	L	24-31	at NY Giants	76,629
Sept. 14	L	10-45	San Francisco	76,798
Sept. 20	L	14-24	at Seattle	63,336
Sept. 27	L	16-38	Denver	71,880
Oct. 4	L	10-31	Dallas	72,284
Oct. 11	L	12-17	at Philadelphia	66,183
Oct. 18	L	7-41	at Minnesota	64,004
Nov. 1	W	21-14	NY Giants	67,976
Nov. 8	L	27-29	at Arizona	43,159
Nov. 15	W	28-3	Philadelphia	67,704
Nov. 22	L	42-45	Arizona	66,435
Nov. 29	W	29-19	at Oakland	41,409
Dec. 6	W	24-20	San Diego	65,713
Dec. 13	W	28-25	at Carolina	46,940
Dec. 19	W	20-16	Tampa Bay	66,309
Dec. 27	L	7-23	at Dallas	63,565

Won 6, Lost 10

		Redskins	Opponents
TOTAL FIRST DOWNS		295	303
Rushing		84	127
Passing		186	152
Penalty		25	24
3rd Down: Made/Att		68/215	88/231
3rd Down: Pct.		31.6	38.1
4th Down: Made/Att		5/15	6/15
4th Down: Pct.		33.3	40.0
POSSESSION AVG.		28:34	31:26
TOTAL NET YARDS		5,010	5,354
Avg. Per Game		313.1	334.6
Total Plays		1,027	1,057
Avg. Per Play		4.9	5.1
NET YARDS RUSHING		1,685	2,436
Avg. Per Game		105.3	152.3
Total Rushes		401	531
NET YARDS PASSING		3,325	2,918
Avg. Per Game		207.8	182.4
Sacked/Yards Lost		61/399	33/194
Gross Yards		3,724	3,112
Att./Completions		565/304	493/281
Completion Pct.		53.8	57.0
Had Intercepted		14	13
PUNTS/AVERAGE		97/43.5	92/43.1
NET PUNTING AVERAGE		97/38.9	92/35.2
PENALTIES/YARDS		112/975	95/824
FUMBLES/BALL LOST		27/15	17/8
TOUCHDOWNS		40	50
Rushing		15	24
Passing		24	21
Returns		1	5

SCORE BY PERIODS	1	2	3	4	OT	PTS
Redskins	94	80	57	88	0	319
Opponents	92	133	93	103	0	421

SCORING	TD-Ru	Pa-Rt	Pat	FG	S	TP
Blanchard	0	0	0	30/31	11/17	0
Shepherd	9	1	8	0	1	0
Hicks	8	8	0	0	0	48
Westbrook	6	0	6	0	0	36
Redskins	40	15	24	1	36/37	1
Opponents	50	24	21	5	46/46	23/28

RUSHING	No.	Yds	Avg	Long	TD
Allen	148	700	4.7	45	2
Hicks	122	433	3.5	28	8
Redskins	401	1,685	4.2	45	15
Opponents	531	2,436	4.6	55	24

PASSING	Att	Comp	Yds	Cmp%	Yds/Att	TD	TD%	Int	Int%	Long	Sack/Lost	Rating
T. Green	509	278	3,441	54.6	6.76	23	4.5	11	2.2	75	49/338	81.8
Frerotte	54	25	382	46.3	5.24	1	1.9	3	5.6	22	12/61	45.5
Redskins	565	304	3,724	53.8	6.59	24	4.2	14	2.5	75	61/399	78.2
Opponents	493	281	3,112	57.0	6.31	21	4.3	13	2.6	63	33/194	79.1

RECEIVING	No.	Yds	Avg	Long	TD
Westbrook	44	736	16.7	75t	6
Mitchell	44	306	7.0	24	0
Shepherd	43	712	16.6	43t	8
S. Alexander	37	383	10.4	33	4
Redskins	304	3,724	122.3	75t	24
Opponents	281	3,112	11.1	63	21

INTERCEPTIONS	No.	Yds	Avg.	Long	TD
L. Evans	3	77	25.7	54	0
D. Green	3	36	12.0	36	0
Redskins	13	190	14.6	54	0
Opponents	14	169	12.1	55t	2

PUNTING	No.	Yds	Avg	Net	TB	In	Lg	Blk
Turk	93	4,103	44.1	39.0	9	33	69	1
Redskins	97	4,216	43.5	38.9	9	34	69	1
Opponents	92	3,966	43.1	35.2	11	20	64	0

PUNT RETURNS	Ret	FC	Yds	Avg	Lg	TD
Mitchell	44	18	506	11.5	47	0
Opponents	32	16	261	8.2	40	0

KICKOFF RETURNS	No.	Yds	Avg	Lg	TD
Mitchell	59	1,337	22.7	101t	1
Redskins	70	1,512	21.6	101t	1
Opponents	61	1,569	25.7	90t	2

FIELD GOALS	1-19	20-29	30-39	40-49	50+
Blanchard	0/0	2/2	6/8	2/5	1/2
Redskins	0/0	2/2	7/10	3/9	1/2
Opponents	1/1	10/11	5/6	7/9	0/1

DEFENSIVE STATISTICS	Player	T	S	A	TiL	PD	FF	FR
Patton	192	134	55	3	6	1	1	1
Smith	157	103	49	5	3	1	1	1
Evans	114	74	37	3	6	0	1	1

SACKS: Wilkinson 7.5, Lang 7.0, Patton 3.0, Duff 3.0, Kalu 3.0, Boutte 2.0, Harvey 2.0, Stubblefield 1.5, G. Jones 1.0, Kinney 1.0, D. Smith 1.0, L. Evans 1.0
 REDSKINS 33.0 Opponent 61.0

NOTABLE
 Record (Finish): 6-10 (4th NFC East)

National Honors: P Matt Turk: Pro Bowl, AP Second Team, Sports Illustrated All-Pro, Pro Football Weekly All-NFC, Football News All-NFC, Football Digest All-NFL Second Team.

Starters: Offense: WR Michael Westbrook (10), WR Albert Connell (5), LT/LG/RG Brad Badger (10/5/1) LT/RT Shar Pourdanesh (1/1/4), LG Tré Johnson (10), C Cory Raymer (16), RG/RT/LG Joe Patton (4/5/1), RG Rod Mlstead (11), RT/LT Shar Pourdanesh (14/1), RT Troy Drake (20), TE Jamie Asher (7), TE Stephen Alexander (5) TE James Jenkins (4), WR Leslie Shepherd (16), QB Trent Green (14), QB Gus Frerotte (2), RB Terry Allen (9), RB Skip Hicks (5), FB/RB Stephen Davis (11/1) FB Larry Bowie (4), FB Mike Sellers (1).

Defense: LE Kenard Lang (16), LT Dan Wilkinson (16), RT Dana Stubblefield (7), RT Doug Brown (8), RT Marc Boutte (1), RE Kelvin Kinney (12), RE Jamal Duff (3), Ndakwe Kalu (1), LLB Ken Harvey (9), LLB Greg Jones (5), LLB Shawn Barber (1), MLB Marcus Patton (16), RLB Derek Smith (16), LCB Chris Dishman (16), RCB Darrell Green (16), SS Jesse Campbell (3), SS/FS Leomont Evans (12/1), SS/FS Stanley Richard (14/1), FS Darryl Pounds (2).



1999

Head Coach - Norv Turner

Date	Opponent	Result	Score	Location	Points
Sept. 12	L	35-41	Dallas	79,237	
Sept. 19	W	50-21	at New York Giants	77,622	
Sept. 26	W	27-20	at New York Jets	78,161	
Oct. 3	W	38-36	Carolina	76,831	
Oct. 17	W	24-10	at Arizona	55,893	
Oct. 24	L	20-38	at Dallas	64,377	
Oct. 31	W	48-22	Chicago	77,621	
Nov. 7	L	17-34	Buffalo	78,721	
Nov. 14	L	28-35	at Philadelphia	66,591	
Nov. 21	W	23-13	New York Giants	78,641	
Nov. 28	W	20-17	Philadelphia	74,741	
Dec. 5	L	17-33	at Detroit	77,693	
Dec. 12	W	28-3	Arizona	75,851	
Dec. 19	L	21-24	at Indianapolis	57,013	
Dec. 26	W	26-20	at San Francisco	68,329	
Jan. 2	W	21-10	Miami	78,106	
			Playoffs		
Jan. 8	W	27-13	Detroit	79,411	
Jan. 15	L	13-14	at Tampa Bay	65,835	

Won 10, Lost 6

RUSHING	No.	Yds	Avg	Long	TD
Davis	290	1405	4.8	76f	17
Hicks	78	257	3.3	24	3
Redskins	463	2,039	4.4	76	23
Opponents	439	1,973	4.5	60	16

RECEIVING	No.	Yds	Avg	Long	TD
Centers	69	544	7.9	33f	3
Westbrook	65	1191	18.3	65f	9
Connell	62	1132	18.3	62f	7
Mitchell	31	305	9.8	36	0
Redskins	24	375	15.6	88f	3
Opponents	0	0	—	0	0

INTERCEPTIONS	No.	Yds	Avg	Long	TD
Stevens	6	61	10.2	25	0
Bailey	5	5.5	11.0	59f	1
Redskins	24	375	15.6	88	3
Opponents	14	129	9.2	29	2

PUNTING	No.	Yds	Avg	Net	TB	In	Lg	Bk
Turk	62	2564	41.4	35.6	10	16	57	0
Hansen	9	362	40.2	24.7	1	1	49	0
Redskins	71	2926	41.2	34.2	11	17	57	0
Opponents	71	3158	42.7	37.1	4	20	62	0

PUNT RETURNS	Ret	FC	Yds	Avg	Lg	TD
Mitchell	40	14	332	8.3	33	0
Opponents	3	1	5	1.7	9	0

KICKOFF RETURNS	No.	Yds	Avg	Lg	TD
Mitchell	43	893	20.8	45	0
Redskins	63	1,290	20.5	95f	1
Opponents	3	73	24.3	25	0

FIELD GOALS	1-19	20-29	30-39	40-49	50+
Conway	0/0	7/9	6/7	6/7	3/9
Redskins	0/0	7/9	6/7	6/7	3/9
Opponents	0/0	0/0	0/0	0/0	0/0

DEFENSIVE STATISTICS	Player	T	S	A	T/L	PD	FF	FR
Shade	166	119	43	4	10	0	1	
D. Smith	127	83	33	11	7	0	1	
Evans	99	55	43	0	7	0	1	

SACKS: Wilkinson 8.0, Coleman 6.5, Lang 6.0, Kalu 3.5, Cook 3.0, Stubblefield 3.0, McMillan LG 1.5, McMillan TM 1.5, Shade 1.5, Bailey 1.0, Barber 1.0, Boutte 1.0, Pounds 1.0, Smith DM 1.0, Stevens 1.0, Francis 0.5, Jones 0.5
REDSKINS 40.0 Opponents 31.0

NOTABLE
 Record: (Finish): 10-6 (1st NFC East)

National Honors: RB Stephen Davis: Pro Bow; QB Brad Johnson: Pro bowl.

Starters: Offense: FB Larry Centers (16), LT Andy Heck (16), RT Jon Jansen (16), QB Brad Johnson (16), RG Tre Johnson (16), C Cory Raymer (16), WR Michael Westbrook (16), TE Stephen Alexander (15), WR Albert Connell (15), RB Stephen Davis (14), LG Keith Sims (11), LG Brad Badger (5), RB Skip Hicks (2), WR Irving Fryar (1), FB/TE Mike Sellers (1).

Defense: LCB Champ Bailey (16), RLB Shawn Barber (16), RE Marco Coleman (16), RCB Darrell Green (16), SS Sam Shade (15), MLB Derek Smith, RT Dana Stubblefield (16), LT Dan Wilkinson (16), FS Leomont Evans (15), LLB Greg Jones (15), LE Kenard Lang (9), LE Anthony Cook (7), LLB James Francis (1), FS Matt Stevens (1).

	Redskins	Opponents
TOTAL FIRST DOWNS	338	322
Rushing	121	107
Passing	183	193
Penalty	34	22
3rd Down: Made/Att	77/203	91/232
3rd Down Pct.	37.9	39.2
4th Down: Made/Att	9/18	11/21
4th Down Pct.	50.0	52.4
POSSESSION AVG.	29:33	30:27
TOTAL NET YARDS	5965	5705
Avg. Per Game	372.8	356.6
Avg. Per Play	5.8	5.3
NET YARDS RUSHING	2039	1973
Avg. Per Game	127.4	123.3
Avg. Per Attempt	4.4	4.5
Total Rushes	463	439
NET YARDS PASSING	3926	3732
Avg. Per Game	245.4	233.3
Avg. Per Play	6.91	5.93
Sacked/Yards Lost	31/186	40/221
Gross Yards	4112	3953
Att./Completions	537/324	589/328
Completion Pct.	60.3	55.7
Had Intercepted	14	24
PUNTS/AVERAGE	71/41.2	74/42.7
PENALTIES/YARDS	104/808	102/1137
FUMBLES/BALL LOST	31/11	22/13
TOUCHDOWNS	54	43
Rushing	23	16
Passing	26	23
Misc	5	4

SCORE BY QUARTERS	1	2	3	4	OT	PTS
REDSKINS	82	162	100	90	9	443
Opponents	78	89	63	141	6	377

SCORING	TD	Ru	Pa	Fl	Pat	FG	S	TP
Conway	0	0	0	0	49/50	22/32	0	115
Davis	17	17	0	0	0	0	0	104
Westbrook	9	0	9	0	0	0	0	56
Redskins	54	23	26	0	49/50	22/32	0	443
Opponents	43	16	23	4	38/38	25/30	0	377

PASSING	Att	Comp	Yds	Cmp%	Yds/Att	TD	TD%	Int	Int%	Long	Sack/Lost	Rating
B. Johnson	519	316	4005	60.9	7.72	24	4.6	13	2.5	65	29/177	90.0
Peete	17	8	107	47.1	6.29	2	11.8	1	5.9	30	2/9	82.2
Conway	1	0	0	0.0	0.00	0	0.0	0	0.0	0	0/0	39.6
Redskins	537	324	4,112	60.3	7.66	26	4.8	14	2.6	65	31/186	89.5
Opponents	589	328	3,953	55.7	6.71	23	3.9	24	4.1	76	40/221	72.5

OWNERSHIP
COACHES
PLAYERS
STATISTICS
RECORDS
HISTORY
SIDELINES

2000

Head Coach - Norv Turner (Games 1-13);

Terry Robiskie (Games 14-16)

Sept. 3	W	20-17	Carolina	80,257
Sept. 10	L	10-15	at Detroit	74,159
Sept. 18	L	21-27	Dallas	84,431
Sept. 24	W	16-6	at NY Giants	78,216
Oct. 1	W	20-17	*Tampa Bay	83,532
Oct. 8	W	17-14	at Philadelphia	65,491
Oct. 15	W	10-3	Baltimore	83,252
Oct. 22	W	35-16	at Jacksonville	69,061
Oct. 30	L	21-27	Tennessee	83,472
Nov. 5	L	15-16	at Arizona	44,723
Nov. 20	W	33-20	at St. Louis	66,087
Nov. 26	L	20-23	Philadelphia	83,284
Dec. 3	L	7-9	NY Giants	83,485
Dec. 10	L	13-32	at Dallas	63,467
Dec. 16	L	3-24	at Pittsburgh	58,183
Dec. 24	W	20-3	Arizona	65,711

*Overtime

Won 8, Lost 8

RECEIVING		No.	Yds	Avg	Long	TD			
Centers		80	600	7.5	26	3			
Thrash		50	653	13.1	50	2			
Alexander		47	510	10.9	30	2			
Fryar		41	548	13.4	341	5			
Connell		39	762	19.5	77	3			
REDSKINS		342	3892	11.4	771	18			
Opponents		254	2904	11.4	761	12			
INTERCEPTIONS		No.	Yds	Avg.	Long	TD			
Bailey		5	48	9.6	48	0			
Sanders		4	91	22.8	32	0			
Green		3	35	11.7	33	0			
REDSKINS		17	219	12.9	48	0			
Opponents		21	374	17.8	811	1			
PUNTING		No.	Yds	Avg	Net	TB	In	Lg	Blk
Barnhardt		79	3160	40.0	34.4	5	23	53	0
REDSKINS		79	3160	40.0	34.4	5	23	53	0
Opponents		79	3386	42.9	35.8	10	23	57	0

PUNT RETURNS		Ret	FC	Yds	Avg	Lg	TD
Sanders		25	6	185	7.4	57	0
Thrash		10	6	106	10.6	25	0
REDSKINS		36	13	356	9.9	57	0
Opponents		33	25	342	10.4	691	2
KICKOFF RETURNS		No.	Yds	Avg	Lg	TD	
Thrash		45	1000	22.2	49	0	
REDSKINS		63	1301	20.7	49	0	
Opponents		60	1529	25.5	921	1	

FIELD GOALS		1-19	20-29	30-39	40-49	50+
Heppner LG		1/1	4/4	3/6	2/2	0/2
Heppner TM		0/0	2/2	2/3	0/0	0/1
Murray		0/0	2/2	3/4	3/6	0/0
Husted		0/0	0/4	0/3	0/1	0/0
Conway TM		0/0	3/3	0/0	0/0	0/0
Bentley LG		0/0	0/0	0/0	0/0	1/1
Bentley TM		0/0	0/0	0/0	0/0	1/1
REDSKINS		0/0	11/11	5/10	3/7	1/2
Opponents		1/1	9/10	11/11	6/8	3/4

DEFENSIVE STATISTICS

Player	T	S	A	T/L	PD	FF	FR
Shade	143	92	51	1-5	7	0	4
D. Smith	124	84	40	1-5	3	1	1
Carrier	102	65	37	0	4	1	0

SACKS: Coleman 12.0, B. Smith 10.0, Arrington 4.0, Wilkinson 3.5, Lang 3.0, Stubblefield 2.5, Barber 2.0, Mason 2.0, N. Harrison 1.0, Jones 1.0, Kalu 1.0, Mitchell 1.0, Shade 1.0, Derek M. Smith 1.0, REDSKINS 45.0, Opponents 32.0

NOTABLE

Record (Finish): 8-8 (3rd NFC East).

National Honors: TE Stephen Alexander: Pro Bowl; LB LaVar Arrington: Pro Football Weekly All-Rookie Team, Football News All-Rookie Team; CB Champ Bailey: Pro Bowl, AP Second Team, Pro Football Weekly All-NFC Team, College & Pro Football Newsweekly Second Team, Football Weekly All-NFC Team; DE Marco Coleman: Pro Bowl; RB Stephen Davis: Pro Bowl; OT Chris Samuels: Pro Football Weekly All-Rookie Team, Football News All-Rookie Team, Football Digest Top 16 Rookies.

Starters: Offense: TE Stephen Alexander (16), C Mark Fischer (16), RT Jon Jansen (16), LT Chris Samuels (16), RB Stephen Davis (15), WR Albert Connell (13), LG Keith Sims (13), RG Jay Leeuwenburg (12), QB Brad Johnson (11), WR Irving Fryar (8), WR James Thrash (8), FB Larry Centers (8), FB Mike Sellers (6), QB Jeff George (5), TE James Jenkins (4), RG Tre Johnson (4), LG Andy Heck (2), WR Michael Westbrook (2), RB Skip Hicks (1), LG Michael Moore (1).

Defense: LCB Champ Bailey (16), LE Marco Coleman (16), Bruce Smith (16), Dan Wilkinson (16), FS Mark Carrier (15), Deion Sanders (15), LLB Shawn Barber (14), SS Sam Shade (14), MLB Derek M. Smith (14), RT Dana Stubblefield (14), RB LaVar Arrington (11), RLB Greg Jones (4), FS Matt Stevens (4), CB Darrell Green (2), RT Nolan Harrison (2), LLB Eddie Mason (2), CB Tyrone Drakeford (1).

TOTAL FIRST DOWNS		Redskins	Opponents
Rushing		308	254
Passing		98	97
Penalty		185	134
3rd Down: Made/Att		25	23
3rd Down Pct		84/213	72/205
4th Down: Made/Att		39.4	35.1
4th Down Pct		4/10	4/10
POSSSESSION AVG		40.0	40.0
TOTAL NET YARDS		3127	2833
Avg. Per Game		5396	4474
Total Plays		337.3	279.6
Avg. Per Play		1038	937
NET YARDS RUSHING		5.2	4.8
Avg. Per Game		1748	1853
Total Rushes		109.3	115.6
NET YARDS PASSING		446	430
Avg. Per Game		3648	2621
Sacked/Yards Lost		228.0	163.8
Gross Yards		32/244	45/283
Att./Completions		3892	2904
Completion Pct.		560/342	462/254
Had Intercepted		61.1	55.0
PUNTS/AVERAGE		21	17
NET PUNTING AVG		79/40.0	79/42.9
PENALTIES/YARDS		79/34.4	79/35.8
FUMBLES/BALL LOST		115/1009	106/790
TOUCHDOWNS		22/12	28/16
Rushing		32	26
Passing		14	9
Returns		0	5

SCORE BY QUARTERS		1	2	3	4	OT	PTS
REDSKINS		65	80	54	79	3	281
Opponents		63	91	39	76	0	269

SCORING		TD	Ru	Pa	Rt	Pat	FG	S	TP
Davis		11	11	0	0	0	0	0	66
Heppner LG		0	0	0	0	17/17	10/15	0	47
Heppner TM		0	0	0	0	9/9	4/6	0	21
Murray		0	0	0	0	7/8	8/12	0	31
Fryar		5	0	5	0	0	0	0	30
REDSKINS		32	14	18	0	27/29	20/30	1	281
Opponents		26	9	12	5	23/23	30/34	0	269

2-Pt. Conversions:		TEAM 0-3, OPPONENTS 0-3				
RUSHING		No.	Yds	Avg	Long	TD
Davis		332	1318	4.0	501	11
Centers		20	103	5.2	14	0
REDSKINS		446	1748	3.9	501	14
Opponents		430	1853	4.3	54	9

PASSING	Att	Comp	Yds	Cmp%	Yds/Att	TD	TD%	Int	Int%	Long	Sack/Lost	Rating
Bra. Johnson	384	227	2505	62.4	6.88	11	3.0	15	4.1	771	20/150	75.6
George	194	113	1389	58.2	7.16	7	3.6	6	3.1	50	12/94	79.6
Husak	2	2	2	100.0	1.00	0	0.0	0	0.0	6	0/0	79.2
REDSKINS	560	342	3892	61.1	6.95	16	3.2	21	3.8	771	32/244	77.0
Opponents	462	254	2904	55.0	6.29	12	2.6	17	3.7	761	45/283	67.4

2001

Date	Head Coach	Opponent	Score
Sept. 9	L 3-30	at San Diego	60,629
Sept. 24	L 0-37	at Green Bay	59,771
Sept. 30	L 13-45	Kansas City	76,573
Oct. 7	L 9-23	at NY Giants	78,651
Oct. 15	L 7-9	at Dallas	63,941
Oct. 21	W 17-14	*Carolina	74,480
Oct. 28	W 35-21	NY Giants	80,316
Nov. 4	W 27-14	Seattle	82,352
Nov. 19	W 17-10	at Denver	74,822
Nov. 25	W 13-3	at Philadelphia	65,666
Dec. 2	L 14-20	Dallas	85,112
Dec. 9	W 20-10	at Arizona	40,056
Dec. 16	L 6-20	Philadelphia	84,936
Dec. 23	L 15-20	Chicago	78,884
Dec. 30	W 40-10	at New Orleans	70,020
Jan. 6	W 20-17	Arizona	61,721

* Overtime

Won 8, Lost 8

Redskins	Opponents
241	271
104	103
122	149
15	19
79/223	76/210
35.4	36.2
4/13	5/17
30.8	29.4
30:15	29:45
4435	4846
277.2	302.9
960	982
4.6	4.9
1948	1869
121.8	116.8
490	484
2487	2977
155.4	186.1
38/229	25/139
2716	3116
432/235	473/262
54.4	55.4
13	23
91/41.5	77/42.3
91/34.7	77/34.7
104/828	83/672
33/15	31/11
25	33
10	10
13	19
	4

TOTAL FIRST DOWNS

Rushing	104
Passing	122
Penalty	15
3rd Down: Made/Att	79/223
3rd Down Pct.	35.4
4th Down: Made/Att	4/13
4th Down Pct.	30.8

POSSESSION AVG.

30:15

TOTAL NET YARDS

4435

Avg. Per Game

277.2

Total Plays

960

Avg. Per Play

4.6

NET YARDS RUSHING

1948

Avg. Per Game

121.8

Total Rushes

490

NET YARDS PASSING

2487

Avg. Per Game

155.4

Sacked/Yards Lost

38/229

Gross Yards

2716

Att./Completions

432/235

Completion Pct.

54.4

Had Intercepted

13

PUNTS/AVERAGE

91/41.5

NET PUNTING YARDS

91/34.7

PENALTIES/YARDS

104/828

FUMBLES/BALL LOST

33/15

TOUCHDOWNS

25

Rushing

10

Passing

13

Returns

4

SCORE BY QUARTERS

1 2 3 4 OT PTS

REDSKINS 40 71 59 83 3 256

Opponents 61 104 34 104 0 303

SCORING

TD-Ru-Pa-Rt Pat FG S TP

Conway 0 0 0 0 22/22 26/33 0 100

Davis 5 5 0 0 0 0 32

Gardner 4 0 4 0 0 0 24

Westbrook 4 0 4 0 0 0 24

Carter 3 3 0 0 0 0 18

REDSKINS 25 10 13 2 22/22 26/33 1 256

OPPONENTS 33 10 19 4 33/33 24/29 0 303

2-Pt. Conversions: TEAM 2-3, OPPONENTS 0-0

RUSHING

No. Yds Avg Long TD

Davis 356 1432 4.0 32 5

Carter 63 308 4.9 30 3

Banks 47 152 3.2 17 2

REDSKINS 490 1948 4.0 32 10

OPPONENTS 484 1869 3.9 46 10

RECEIVING

No.	Yds	Avg	Long	TD
Westbrook	57	664	11.6	76
Gardner	46	741	16.1	85
Davis	28	205	7.3	29
Lockett	22	293	13.3	34
Flemister	18	196	10.9	33
REDSKINS	235	2716	11.6	85
OPPONENTS	262	3116	11.9	64

INTERCEPTIONS

No.	Yds	Avg.	Long	TD
Smoot	5	36	7.2	36
Arrington	3	120	40.0	67
Bailey	3	17	5.7	12
Shade	2	9	4.5	9
Terrell	2	0	0.0	0
Wilkinson	2	0	0.0	0
REDSKINS	23	209	9.1	67
OPPONENTS	13	247	19.0	61

PUNTING

No.	Yds	Avg	Net	TB	In	Lg	Bk
Barker	80	3747	41.6	34.8	9	27	59
Conway	1	28	28.0	28.0	0	1	28
REDSKINS	91	3775	41.5	34.7	9	28	59
OPPONENTS	77	3260	42.3	34.7	8	20	72

PUNT RETURNS

Ret	FC	Yds	Avg	Lg	TD
Metcalf	33	5	412	12.5	89
Lockett	5	3	14	2.8	11
REDSKINS	41	10	431	10.5	89
OPPONENTS	44	16	434	9.9	84

KICKOFF RETURNS

No.	Yds	Avg	Lg	TD
Bates	49	1150	23.5	41
REDSKINS	65	1354	20.8	41
OPPONENTS	54	945	17.5	44

FIELD GOALS

No.	Yds	Avg	Long	TD
Conway	0/0	8/8	8/11	8/12
REDSKINS	0/0	8/8	8/11	8/12
OPPONENTS	0/0	9/9	10/10	3/7

DEFENSIVE STATISTICS

Player	T	S	A	T/L	PD	FF	FR
Arrington	118	76	42	7-10	7	2	2
Mitchell	116	76	40	6-11	2	1	0
Shade	94	69	25	1-3	5	0	2

SACKS: Smith 5.0, M. Coleman 4.5, Lang 4.0, Wilkinson 4.0, Mitchell 2.0, DeLoach 1.0, Lyle 1.0, Mason 1.0, Pierce 1.0, Terrell 1.0, Arrington 0.5, REDSKINS 25.0, Opponents 38.0

NOTABLE

Record (Finish): 8-8 (2nd NFC East)

National Honors: LB LaVar Arrington: Pro Bowl, AP Second Team, Sports Illustrated All-Pro Team, Pro Football Weekly All-NFC Team, Football Digest All-Pro Second Team, Football News All-NFC Team; CB Champ Bailey Pro Bowl, WR Rod Gardner: Pro Football Weekly All-Rookie Team, All-NFL Rookie Team; T Chris Samuels: Pro Bowl, Pro Football Weekly All-NFC Team; CB Fred Smoot; Pro Football Weekly All-Rookie Team, All-NFL Rookie Team

Starters: Offense: RB Stephen Davis (16), WR Rod Gardner (16), RT Jon Jansen (16), C Cory Rayer (16), LT Chris Samuels (16), LG Dave Scott (16), WR Michael Westbrook (16), QB Tony Banks (14), FB Donnell Bennett (14), TE Walter Rasby (11), RG Ben Coleman (10), RG Matt Campbell (5), TE Stephen Alexander (4), QB Jeff George (2), RG David Brandt (1), FB Bryan Johnson (FB), TE Zeron Flemister (1)

Defense: LCB Champ Bailey (16), DT Kenard Lang (16), LDT Dan Wilkinson (16), FS David Terrell (16), SS Sam Shade (15), RE Bruce Smith (14), LaVar Arrington (14), RCB Fred Smoot (13), MLB Kevin Mitchell (13), LE Marco Coleman (12), LB Robert Jones (9), LB Antonio Pierce (8), DT Jerry DeLoach (4), CB Darrell Green (4), LB Shawn Barber (3), DE Dorian Boose (2), Eddie Mason (1)

PASSING

Att	Comp	Yds	Cmp%	Yds/Att	TD	TD%	Int	Int%	Long	Sack/Lost	Rating	
Banks	370	198	2386	53.5	6.45	10	2.7	10	2.7	85	29/173	71.3
George	42	23	168	54.8	4.00	0	0.0	3	7.1	17	6/38	34.6
Graham	19	13	131	68.4	6.89	2	10.5	0	0.0	16	2/16	122.9
Lockett	1	1	31	100.0	31.00	1	100.0	0	0.0	31	0/0	158.3
Metcalf	0	0	0	0	0	0	0	0	0	0	1/2	0
REDSKINS	432	235	2716	54.4	6.29	13	3.0	13	3.0	85	38/229	71.1
OPPONENTS	473	262	3116	55.4	6.59	19	4.0	23	4.9	64	25/139	68.8

OWNERSHIP
COACHES
PLAYERS
STATISTICS
RECORDS
HISTORY
SIDELINES

2002

	Head Coach-	Steve Spurrier	
Sept. 8	W	31-23	Arizona
Sept. 16	L	7-37	Philadelphia
Sept. 22	L	10-20	at San Francisco
Oct. 6	W	31-14	at Tennessee
Oct. 13	L	27-43	New Orleans
Oct. 20	L	9-30	at Green Bay
Oct. 27	W	26-21	Indianapolis
Nov. 3	W	14-3	at Seattle
Nov. 10	L	7-26	at Jacksonville
Nov. 17	L	17-19	at New York Giants
Nov. 24	W	20-17	St. Louis
Nov. 28	L	20-27	at Dallas
Dec. 8	L	21-27	New York Giants
Dec. 15	L	21-34	at Philadelphia
Dec. 22	W	26-10	Houston
Dec. 29	W	20-14	Dallas

Won 7, Lost 9

85,140
84,982
67,541
68,804
80,768
63,363
80,169
64,325
66,665
78,727
79,823
63,606
78,635
65,615
70,291
84,142

	Redskins	Opponents
TOTAL FIRST DOWNS	303	281
Rushing	107	96
Passing	165	155
Penalty	31	30
3rd Down: Made/Att	88/221	79/225
3rd Down Pct.	52.0	36.4
4th Down: Made/Att	13/25	4/11
4th Down Pct.	52.0	36.4

29.36	30.24
5143	4787
321.4	299.2
1039	1006
4.9	4.8

NET YARDS RUSHING	1869	1754
Avg. Per Game	118.1	109.6
Total Rushes	442	435

NET YARDS PASSING	3254	3033
Avg. Per Game	203.4	189.6
Sack/Yards Lost	38/269	40/250
Gross Yards	3523	3283
Att./Completions	559/300	531/304
Had Intercepted	20	14

PUNTS/AVERAGE	73/39.1	86/39.5
NET PUNTING AVG.	73/30.0	86/32.7
PENALTIES/ YARDS	116/ 972	119/972

FUMBLES/BALL LOST	34/20	26/12
TOUCHDOWNS	37	39
Rushing	10	14
Passing	24	19
Returns	3	6

	1	2	3	4	OT	PTS
SCORE BY PERIODS						
REDSKINS	40	132	78	57	0	307
Opponents	74	133	67	91	0	365

	TD-Ru-Pa-Rt	Pat	FG	S	TP
SCORING					
Cortez LG	0 0 0 0	34/34	23/32	0	103
Cortez TM	0 0 0 0	9/9	5/8	0	24
Tuthill TM	0 0 0 0	20/21	10/16	0	50
Davis	8 7 1 0			0	48
Gardner	8 0 8 0			0	48
Thompson	4 0 4 0			0	24
REDSKINS	37 10 24 3	33/34	16/25	1	307
OPPONENTS	39 14 19 6	36/36	31/34	0	365

2-Pt. Conversions: TEAM 2-3, OPPONENTS 0-0

	No.	Yds	Avg	Long	TD
RUSHING					
Davis	207	820	4.0	33	7
Watson	116	534	4.6	24	1
Betts	65	307	4.7	27	1
REDSKINS	442	1869	4.3	33	10
OPPONENTS	435	1754	4.0	47	14

	No.	Yds	Avg	Long	TD
RECEIVING					
Gardner	71	1006	14.2	43t	8
Thompson	53	773	14.6	47	4
Watson	32	253	7.9	62t	1
W. Jackson LG	25	257	10.3	29	1
W. Jackson TM	7	58	8.3	19	1
Davis	23	142	6.2	14t	1
REDSKINS	300	3523	11.7	62t	24
OPPONENTS	304	3284	10.8	58	19

	No.	Yds	Avg.	Long	TD
INTERCEPTIONS					
Smoot	4	12	3.0	12	0
Ohaleta	3	109	36.3	78t	1
Bailey	3	2	0.7	2	0
Terrell	2	41	20.5	22	0
Mitchell	1	7	7.0	7	0
Trotter	1	2	2.0	2	0
REDSKINS	14	173	12.4	78t	1
OPPONENTS	20	212	10.6	85t	2

	No.	Yds	Avg	Net	TB	In	Lg	Bk
PUNTING								
Barker	48	1924	40.1	30.0	5	13	63	0
Jarrett	20	771	38.6	30.5	2	5	74	1
Tuthill TM	4	160	40.0	27.5	1	0	53	0
REDSKINS	73	2655	39.1	30.0	8	18	74	1
OPPONENTS	86	3399	39.5	32.7	7	28	64	1

	Ret	FC	Yds	Avg	Lg	TD
PUNT RETURNS						
Bailey	24	4	238	9.9	39	0
J. Green TM	17	9	174	10.2	90t	1
Branch	2	0	3	1.5	3	0
D. Green	0	0	35	-	35	0
REDSKINS	43	13	450	10.5	90t	1
OPPONENTS	37	5	507	13.7	83t	1

	No.	Yds	Avg	Lg	TD
KICKOFF RETURNS					
Betts	28	650	24.6	60	0
Watson	23	496	21.6	28	0
REDSKINS	78	1617	20.7	60	0
OPPONENTS	62	1392	22.5	90t	1

	1-19	20-29	30-39	40-49	50+
FIELD GOALS					
Cortez LG	0/0	11/13	8/9	4/10	0/0
Cortez TM	0/0	3/3	1/1	1/4	0/0
Tuthill TM	0/0	3/3	4/7	2/5	1/1
Conway	0/0	0/0	1/1	0/0	0/0
REDSKINS	0/0	6/6	6/9	3/9	1/1
OPPONENTS	1/1	10/10	10/12	10/10	0/1

	T	S	A	T/L	PD	FF	FR
DEFENSIVE STATISTICS							
Player							
Arrington	107	73	34	7	8	4	3
Armstead	107	72	35	7	5	1	3
Trotter	104	72	32	7	6	0	0

SACKS: Arrington 11.0, Smith 9.0, Gardener 4.0, Armstead 3.0, Powell 3.0, L. Jackson 2.5, Wynn 2.5, Cowsett 2.0, Lott 1.0, Ohaleta 1.0, Shade 1.0
REDSKINS 40.0, Opponents 38.0

NOTABLE
 Record (Finish) 7-9 (3rd NFC East)

National Honors: LB LaVar Arrington: Pro Bowl, Pro Football Weekly All-NFC Team; Champ Bailey Pro Bowl, B.J. Blanchard Award; Chris Samuels Pro Bowl

STARTERS: Offense: WR Rod Gardner (16), RT Jon Jansen (16), C Larry Moore (16), LT Chris Samuels (15), RB Stephen Davis (12), FB Bryan Johnson (12), LG David Lovern (11), RG Wilbert Brown (9), TE Walter Rasby (9), TE Zeron Flemister (7), QB Shane Matthews (7), QB Patrick Ramsey (5), QB Brenden Stai (5), RB Kenny Watson (4), QB Darryl Wuerffel (4), WR Chris Doering (3), G Ter Johnson (3), OL Alex Sulsted (3), Kipp Vickers (2), Kevin Lockett (2), Damien McCants (1)

Defense: LB Jessie Armstead (16), LB LaVar Arrington (16), LCB Champ Bailey (16), DE Bruce Smith (16), CB Fred Smoot (16), S David Terrell (16), LE Renaldo Wynn (16), Daryl Gardener (15), Jeremiah Trotter (12), Dan Wilkinson (11), Iteany Ohaleta (10), CB Darrell Green (4), DT Carl Powell (4), MLB Kevin Mitchell (3), S Sam Shade (3), Rashad Bauman (1), Antonio Pierce (1)

	Att	Comp	Yds	Cmp%	Yds/Att	TD	TD%	Int	Int%	Long	Sack/Lost	Rating
PASSING												
Matthews	237	124	1251	52.3	5.28	11	4.6	6	2.5	43t	9/54	72.6
Ramsey	227	117	1539	51.5	6.78	9	4.0	8	3.5	62t	18/132	71.8
Wuerffel	92	58	719	63.0	7.82	3	3.3	6	6.5	40t	11/83	70.9
Doering	1	0	0	0.0	0.00	0	0.0	0	0.0	0	0/0	39.6
Gardner	1	0	0	0.0	0.00	0	0.0	0	0.0	0	0/0	39.6
Lockett TM	1	1	14	100.0	14.00	1	100.0	0	0.0	14t	0/0	158.3
REDSKINS	559	300	3523	53.7	6.30	24	4.3	20	3.6	62t	38/269	72.5
Opponents	531	304	3283	57.3	6.18	19	3.6	14	2.6	58	40/250	76.5

70th Anniversary Season

The 70 Greatest Redskins in team history were announced in June 2002 by a blue-ribbon panel, selected to choose the Washington Redskins' leading on-field contributors in celebration of the NFL franchise's 70th anniversary. The 70 Greats were honored in a weekend of festivities, October 25-27, culminating in a special half-time ceremony during the Redskins victory over the Indianapolis Colts. The celebration reunited the 70 Greats with a black-tie gala event, an alumni and media brunch, dinner party and pre-game barbecue at FedExField.

Spanning the entire history of the team since its founding in Boston in 1932, the 70 Greatest Redskins encompass three head coaches and 67 players. They present a tableau of accomplishments from the franchise's very beginnings with Turk Edwards and Cliff Battles selected from the Redskins' 1932 inaugural roster. Across the generations, the group included two active players - cornerback Darrell Green, in his 20th and final year as a Redskin in 2002, and Brian Mitchell, who played 10 years as a Redskin running back and kick/punt return specialist.

Head Coaches George Allen, Joe Gibbs and Ray Flaherty were selected for the 70 Greatest Redskins team because of their record of achievements, not the least being Gibbs' taking the team to four Super Bowls and winning three of them. The Most Valuable Players of those three championships also appear on the list: quarterbacks Doug Williams and Mark Rypien and running back John Riggins, as well as quarterback Joe Theismann, who commanded the team the year Riggins won his MVP award.

There are 92 Super Bowl appearances among the 70 Greats, with 47 going once and 45 playing in more than one. Twenty-nine members of the squad possess one Super Bowl ring; 26 have more than one. For the years prior to the Super Bowl, members of the 70 made 18 World Championship appearances; six participated in the team's World Championship victories in 1937 and 1942.

Longevity is represented in Green, Sammy Baugh, Monte Coleman, Jeff Bostic, Dave Butz, Chris Hanburger, Len Haus, Art Monk, Charley Taylor and Don Warren, who amassed a cumulative 150 Redskin years, nearly one-quarter of the 644 playing years amassed by the entire group. Every Redskin in the Pro Football Hall of Fame (who played more than three years with the team) is represented. Every player and coach in the team's Ring of Fame is on the list, as well.

There are 41 Greats who primarily played offense, 23 who primarily played defense and three special teams representatives: kicker Mark Moseley, punter Mike Bragg and return specialist Mike Nelms.

Colleges and universities throughout the country are represented, with Arizona State, Clemson, Nebraska, North Carolina, Notre Dame, Pittsburgh and Washington State contributing two players apiece.

The blue-ribbon selection panel consisted of former CNN anchor Bernard Shaw; Redskins alum Bobby Mitchell; U.S. Senator George Allen of Virginia, son of Redskins Hall of Fame Coach George Allen; Washington broadcasting legend Ken Beatrice; Noel Epstein, editor of several Washington Post histories of the team; former Under Secretary of State Joseph J. Sisco; Phil Hochberg, who retired following the 2001 season following 38 years as a team stadium announcer; Pro Football Hall of Fame historian Joe Horriagan; WRC-TV Sports Director George Michael; WTEM Sports Director Andy Pollin; Steve Sabol, president of NFL Films; and WRC-TV anchor Jim Vance.



70 GREATEST REDSKINS ROSTER

Players

No	Name	Pos	Years
21	Allen, Terry	RB	1995-98
41	Bass, Mike	CB	1969-75
20	Battles, Cliff	B	1932-37
33	Baugh, Sammy	QB	1937-52
31	Bosseler, Don	B	1957-64
53	Bostic, Jeff	C	1980-93
4	Bragg, Mike	P	1968-79
40	Brito, Gene	DE	1951-53, 55-58
83	Brown, Larry	RB	1969-76
77	Brundige, Bill	DE	1970-77
64	Butz, Dave	DT	1975-88
21	Byner, Earnest	RB	1989-93
84	Clark, Gary	WR	1985-92
51	Coleman, Monte	LB	1979-94
53	DeMao, Al	C	1945-53
36	Drazenovich, Chuck	LB	1950-59
35	Dudley, Bill	RB	1950-51, 53
17	Edwards, Turk	T	1932-40
44	Farkas, Andy	FB	1938-44
37	Fischer, Pat	CB	1968-77
28	Green, Darrell	CB	1983-02
68	Grimm, Russ	G	1981-91
55	Hanburger, Chris	LB	1965-78
57	Harvey, Ken	LB	1994-98
56	Haus, Len	C	1964-77
27	Houston, Ken	S	1973-80
70	Huff, Sam	LB	1964-67, 69
66	Jacoby, Joe	T/G	1981-93
47	James, Dick	RB	1956-63
9	Jurgensen, Sonny	QB	1964-74
22	Justice, Charlie	RB	1950, 52-54
17	Kilmer, Billy	QB	1971-78
26	Krause, Paul	DB	1964-67
79	Lachey, Jim	T	1988-95
14	LeBaron, Eddie	QB	1952-53, 55-59
72	Manley, Dexter	DE	1981-89
71	Mann, Charles	DE	1983-93
58	Marshall, Wilber	LB	1988-92
73	May, Mark	T	1981-89
79	McDole, Ron	DE	1971-78
63	McKenzie, Raleigh	G	1995-94
53	McLinton, Harold	LB	1969-76
40	Millner, Wayne	E	1936-41, 45
49	Mitchell, Bobby	FL	1962-68
30	Mitchell, Brian	RB	1990-99
81	Monk, Art	WR	1980-93
3	Moseley, Mark	K	1974-86
29	Murphy, Mark	S	1977-84
21	Nelms, Mike	KR	1980-84
52	Olkewicz, Neal	LB	1979-89
23	Owens, Brig	DB	1966-77
65	Promuto, Vince	G	1960-70
44	Riggins, John	RB	1976-79, 81-85
11	Rypien, Mark	QB	1987-93
83	Sanders, Ricky	WR	1986-93
76	Simmons, Ed	T	1987-97
87	Smith, Jerry	TE	1965-77
60	Stanfel, Dick	G	1956-58
74	Starke, George	T	1973-84
72	Talbert, Diron	DT	1971-80
84	Taylor, Hugh (Bones)	E	1947-54
42	Taylor, Charley	WR	1964-77
7	Theismann, Joe	QB	1974-85
67	Tillman, Rusty	LB	1970-77
85	Warren, Don	TE	1979-92
25	Washington, Joe	RB	1981-84
17	Williams, Doug	QB	1986-89

Coaches

Allen, George	1971-77
Flaherty, Ray	1936-42
Gibbs, Joe	1981-92

2003	Head Coach- Steve Spurrier
9/4	W 16-13
9/14	W 33-31
9/21	L 21-24 OT
9/28	W 20-17
10/05	L 25-27
10/12	L 13-35
10/19	L 7-24
11/2	L 14-21
11/9	W 27-20
11/16	L 17-20
11/23	L 23-24
11/30	L 20-24
12/7	W 20-7
12/14	L 0-27
12/21	L 24-27
12/27	L 7-31

Won 5, Lost 11

85,420
70,241
84,856
83,632
67,792
85,490
73,149
64,002
80,728
73,263
73,578
76,821
78,217
70,284
61,719
76,766

TOTAL FIRST DOWNS

Rushing	272
Passing	95
Penalty	156
3rd Down: Made/Att	21
3rd Down Pct.	73/215
4th Down: Made/Att	34/0
4th Down Pct.	8/14
POSESSION AVG.	57.1
TOTAL NET YARDS	28,455
Avg. Per Game	231.2
Total Plays	991
Avg. Per Play	4.7
NET YARDS RUSHING	1653
Avg. Per Game	133.3
Total Rushes	421
NET YARDS PASSING	3006
Avg. Per Game	187.9
Sack/Yards Lost	43/267
Gross Yards	3273
Att./Completions	527/283
Completion Pct.	53.7
Had Intercepted	17
PUNTS/AVERAGE	84/40.2
NET PUNTING AVG	84/34.3
PENALTIES/YARDS	124/1038
FUMBLES/BALL LOST	21/12
TOUCHDOWNS	30
Rushing	8
Passing	21
Returns	1

SCORE BY PERIODS

	1	2	3	4	OT	PTS
REDSKINS	40	113	59	75	0	287
OPPONENTS	78	106	76	109	3	372

SCORING

	TD	Ru	Pa	Rt	K-Pat	FG	S	PTS
Hall	0	0	0	0	28/27	25/33	0	40
McCants	6	0	6	0	0	0	0	36
Coles	6	0	6	0	0	0	0	36
Gardner	5	0	5	0	0	0	0	30
Cartwright	4	4	0	0	0	0	0	24
Betts	2	2	0	0	0	0	0	12
Candidate	2	1	1	0	0	0	0	12
Morton	2	0	1	1	0	0	0	12
Jacobs	1	0	1	0	0	0	0	6
P. Johnson	1	0	1	0	0	0	0	6
Ramsey	1	0	1	0	0	0	0	6
Armstead	0	0	0	0	0	1	2	2
REDSKINS	30	8	21	1	26/27	25/33	1	287
OPPONENTS	45	20	23	2	45/45	19/31	0	372

2-PT. Conversions:

TEAM 2-3, OPPONENTS 0-0

RUSHING

	No.	Yds	Avg	Long	TD
Candidate	142	600	4.2	38	1
Cartwright	107	411	3.8	22	4
Betts	77	255	3.3	13	2
Morton	48	216	4.5	27	0
Ramsey	15	92	4.1	24	1
Hasselbeck	15	41	2.7	11	0
Coles	10	39	3.9	23	0
B. Johnson	5	5	2.5	4	0
REDSKINS	421	1653	3.9	38	8
OPPONENTS	504	2217	4.4	52	20

PASSING

	Att	Cmp	Yds	Cmp%	Yds/Att	TD	TD%	Int	Int%	Long	Sack/Lost	Rating
Ramsey	337	179	2166	53.1	6.43	14	4.2	9	2.7	64	30/206	75.8
Hasselbeck	177	95	1012	53.7	5.72	5	2.8	7	4.0	40	9/44	63.6
R. Johnson TM	7	5	39	71.4	5.57	0	0.0	0	0.0	0	3/ 15	84.8
Gardner	3	2	46	66.7	15.33	2	66.7	0	0.0	36t	0/0	149.3
Harndan	2	1	7	50.0	3.50	0	0.0	0	0.0	7	1/ 12	58.3
Barker	1	1	3	100.0	3.00	21	4.0	0	0.0	3	0/0	79.2
REDSKINS	527	283	3273	53.7	6.21	21	4.0	16	3.0	64	43/267	73.3
OPPONENTS	483	285	3354	59.0	6.94	23	4.8	17	3.5	80t	27/159	81.4

Redskins

272
95
156
21
73/215
34/0
8/14
57.1
28,455
231.2
991
4.7
1653
133.3
421
3006
187.9
43/267
3273
527/283
53.7
17
84/40.2
84/34.3
124/1038
21/12
30
8
21
1

Opponents

325
122
176
27
84/289
40.2
8/11
72.7
31/15
54/12
338.3
1014
5.3
2217
138.6
504
3195
193.7
27/150
3354
483/285
59.0
17
71/42.2
71/36.5
95/636
26/13
45
23
2

Opponents

372
78
106
76
109
3
28/27
25/33
0
40
36
30
24
12
12
12
6
6
6
6
2
287
372

Opponents

	No.	Yds	Avg	Long	TD
Candidate	142	600	4.2	38	1
Cartwright	107	411	3.8	22	4
Betts	77	255	3.3	13	2
Morton	48	216	4.5	27	0
Ramsey	15	92	4.1	24	1
Hasselbeck	15	41	2.7	11	0
Coles	10	39	3.9	23	0
B. Johnson	5	5	2.5	4	0
REDSKINS	421	1653	3.9	38	8
OPPONENTS	504	2217	4.4	52	20

Opponents

	No.	Yds	Avg	Long	TD
Coles	82	1204	14.7	64	6
Gardner	59	800	10.2	35	5
McCants	27	360	13.3	32t	6
Cartwright	18	176	9.8	40	0
Morton	15	187	12.5	36t	1
P. Johnson	15	170	11.3	31	1
Betts	15	167	11.1	34	0
Candidate	10	71	7.1	25	1
Flemister	9	89	9.9	18	0
B. Johnson	9	71	7.9	19	0
Royal	5	48	9.6	20	0
Chamberlain LG	4	29	7.3	15	0
Chamberlain TM	4	29	7.3	15	0
Jacobs	3	37	12.3	19t	1
Simon	3	21	7.0	12	0
Ware	3	17	5.7	7	0
McCullough	3	13	4.3	8	0
C. Russell	2	10	5.0	7	0
Ohalet	1	3	3.0	3	0
REDSKINS	283	3273	11.6	64	21
OPPONENTS	285	3354	11.8	80t	23

Opponents

	No.	Yds	Avg	Long	TD
Simcot	4	35	8.8	35	0
Ohalet	3	60	20.0	30	0
Bowen	3	44	14.7	44	0
Dav. Terrell	2	21	10.5	20	0
Baley	2	2	1.0	2	0
Bauman	2	1	0.5	1	0
Trotter	1	21	21.0	21	0
REDSKINS	17	148	10.8	44	0
OPPONENTS	16	178	11.1	44t	2

Opponents

	No.	Yds	Avg	Net	TB	In	Lg	Blk
Barker	84	3377	40.2	34.3	5	24	69	0
REDSKINS	84	3377	40.2	34.3	5	24	69	0
OPPONENTS	71	2997	42.2	36.5	10	20	59	0

Opponents

	Ret	FC	Yds	Avg	Lg	TD
Morton	19	16	188	9.9	28	0
P. Johnson	3	3	17	5.7	11	0
Betts	3	19	205	9.3	28	0
Cartwright	2	26	13.0	13	0	
Flemister	2	22	11.0	11	0	
B. Johnson	1	15	15.0	15	0	
Simon	1	21	21.0	21	0	
REDSKINS	66	1482	22.5	94	1	
OPPONENTS	60	1238	20.6	52	0	

Opponents

	No.	Yds	Avg	Lg	TD
Morton	44	1029	23.4	94	1
P. Johnson	13	310	23.8	50	0
Betts	3	59	19.7	26	0
Cartwright	2	26	13.0	13	0
Flemister	2	22	11.0	11	0
B. Johnson	1	15	15.0	15	0
Simon	1	21	21.0	21	0
REDSKINS	66	1482	22.5	94	1
OPPONENTS	60	1238	20.6	52	0

Opponents

	1-19	20-29	30-39	40-49	50+
Hall	0/0	8/8	7/9	6/9	4/7
REDSKINS	0/0	8/8	7/9	6/9	4/7
OPPONENTS	1/1	9/10	4/7	3/8	2/5

Opponents

	T	S	A	T/L	PD	FF	FR
Trotter	129	88	41	2	8	1	1
Arrington	116	71	45	5	20	7	2
Ohalet	105	72	33	1	8	2	1

Opponents

	1-19	20-29	30-39	40-49	50+
Hall	0/0	8/8	7/9	6/9	4/7
REDSKINS	0/0	8/8	7/9	6/9	4/7
OPPONENTS	1/1	9/10	4/7	3/8	2/5

Opponents

	T	S	A	T/L	PD	FF	FR
Trotter	129	88	41	2	8	1	1
Arrington	116	71	45	5	20	7	2
Ohalet	105	72	33	1	8	2	1

Opponents

	1-19	20-29	30-39	40-49	50+
Hall	0/0	8/8	7/9	6/9	4/7
REDSKINS	0/0	8/8	7/9	6/9	4/7
OPPONENTS	1/1	9/10	4/7	3/8	2/5

Opponents

	T	S	A	T/L	PD	FF	FR
Trotter	129	88	41	2	8	1	1
Arrington	116	71	45	5	20	7	2
Ohalet	105	72	33	1	8	2	1

Opponents

	1-19	20-29	30-39	40-49	50+
Hall	0/0	8/8	7/9	6/9	4/7
REDSKINS	0/0	8/8	7/9	6/9	4/7
OPPONENTS	1/1	9/10	4/7	3/8	2/5

Opponents

2004

09/12	W	16-10	Head Coach- Joe Gibbs
09/19	L	14-20	Tampa Bay
09/27	L	18-21	at New York Giants
10/03	L	13-17	Dallas
10/10	L	0-17	at Cleveland
10/17	W	13-10	Baltimore
10/31	L	14-28	at Chicago
11/07	W	17-10	Green Bay
11/14	L	10-17	at Detroit
11/21	L	6-28	Cincinnati
11/28	L	7-16	at Philadelphia
12/05	W	31-7	at Pittsburgh
12/12	L	14-17	at San Francisco
12/18	W	26-16	at Dallas
12/26	L	10-13	Minnesota
01/02	W	21-18	

Won 6, Lost 10

90,098
78,767
90,367
73,348
90,287
61,945
89,295
62,657
87,786
67,720
63,707
87,872
90,089
65,710
63,705
76,876

TOTAL FIRST DOWNS

Rushing	269
Passing	91
Penalty	156
3rd Down: Made/Att	22
3rd Down Pct.	70/221
4th Down: Made/Att	31.7
4th Down Pct.	4/11

POSSESSION AVG.

31:19

TOTAL NET YARDS

4397

AVG. PER PLAY

4.3

NET YARDS RUSHING

1765

AVG. PER GAME

110.3

TOTAL RUSHES

471

NET YARDS PASSING

2632

AVG. PER GAME

164.5

SACKED/YARDS LOST

38/242

GROSS YARDS

2874

ATT./COMPLETIONS

514/288

COMPLETION PCT.

56.0

HAD INTERCEPTED

17

PUNTS/AVERAGE

104/43.7

NET PUNTING AVG.

104/35.2

PENALTIES/YARDS

115/1047

FUMBLES/BALL LOST

20/10

TOUCHDOWNS

26

RUSHING RETURNS

6

PASSING RETURNS

18

SCORE BY PERIODS

1	2	3	4	OT	PTS
54	80	34	72	0	240

REDSKINS OPPONENTS

44	78	89	74	0	265
----	----	----	----	---	-----

SCORING

TD	Ru	Pa	Rt	K-Pat	Rf	G	S	PTS
Portis	7	5	2	0	0	0	0	42
Hall	0	0	0	0	13/13	8/11	0	37
Cooley	6	0	6	0	0	0	0	36
Gardner	5	0	5	0	0	0	0	30
Chandler LG	0	0	0	0	14/14	5/8	0	29
Chandler TM	0	0	0	0	6/6	5/6	0	21
Kimmin	0	0	0	0	6/6	6/10	0	24
Royal	4	0	4	0	0	0	0	24
Betts	1	1	0	0	0	0	0	6
Coles	1	0	1	0	0	0	0	6
Harris	1	0	0	1	0	0	0	6
Pierce	1	0	0	1	0	0	0	6
Jacobs	0	0	0	0	0	0	0	2
REDSKINS	26	6	18	2	25/25	19/27	0	240
OPPONENTS	30	7	17	6	28/28	17/20	1	265

2-Pt. Conversions: Redskins, TEAM 1-1, OPPONENTS 2-2

RUSHING

No.	Yds	Avg	Long	TD
Portis	343	1315	3.8	64
Betts	90	371	4.1	27
Brunell	19	62	3.3	21
Ramsey	10	19	1.9	17
Gardner	3	7	2.3	11
Cartwright	2	0	0.0	2
Coles	3	-3	-1.0	7
Jacobs	1	-6	-6.0	-6
REDSKINS	471	1765	3.7	64
OPPONENTS	419	1304	3.1	26

PASSING

Att	Cmp	Yds	Cmp%	Yds/Att
272	169	1665	62.1	6.12
237	118	1194	49.8	5.04
3	1	0	0.0	0.00
3	1	15	50.0	7.50
514	288	2874	56.0	5.59
515	294	3222	57.1	6.26

RECEIVING

No.	Yds	Avg	Long	TD
Coles	90	950	10.6	45
Gardner	51	950	12.7	51
Portis	40	235	5.9	18
Cooley	37	314	8.5	31
Thrash	17	203	11.9	31
Jacobs	16	178	11.1	45
Betts	15	108	7.2	20
Royal	8	70	8.8	23
McCants	5	71	14.2	27
Rasby TM	5	52	0.4	13
Kozlowski	3	29	9.7	13
Sellers	1	14	14.0	14
Cartwright	0	0	—	0
REDSKINS	288	2874	10.0	51
OPPONENTS	294	3222	11.0	80

INTERCEPTIONS

No.	Yds	Avg	Long	TD
Spring	5	117	23.4	38
Taylor	4	85	21.3	45
Smoot	3	17	5.7	17
Pierce	2	94	47.0	78
Harris	2	31	15.5	31
Warner	1	39	39.0	39
Franz	1	22	22.0	22
REDSKINS	18	405	22.5	78
OPPONENTS	17	201	11.8	70

PUNTING

No.	Yds	Avg	Net	TB	In	Lg	Bk
Tupa	103	4544	44.1	35.2	8	30	61
REDSKINS	104	4544	43.7	35.2	8	30	61
OPPONENTS	104	4180	40.2	35.9	6	26	58

PUNT RETURNS

Ret	FC	Yds	Avg	Lg	TD
Thrash	19	8	162	8.5	43
Morton	13	12	80	6.2	14
A. Brown	10	2	89	8.9	39
Marshall	0	1	0	—	0
REDSKINS	42	23	331	7.9	43
OPPONENTS	65	11	727	11.2	78

KICKOFF RETURNS

No.	Yds	Avg	Long	TD
Betts	23	528	23.0	70
Morton	16	358	22.4	49
Thrash	9	186	20.7	36
Sellers	4	56	14.0	17
A. Brown	1	66	66.0	66
Kozlowski	1	4	4.0	4
Molinaro	1	5	5.0	5
REDSKINS	55	1203	21.9	70
OPPONENTS	57	1223	21.5	92

FIELD GOALS

1-19	20-29	30-39	40-49	50+
Hall	1/1	3/3	3/3	1/3
Kimmin	0/0	3/3	2/3	1/3
Chandler LG	0/0	4/4	0/2	1/1
Chandler TM	0/0	4/4	0/0	1/1
REDSKINS	1/1	10/10	5/6	3/7
OPPONENTS	0/0	4/4	9/9	4/6

DEFENSIVE STATISTICS

Player	T	S	A	T/L	PD	FF	FR
Pierce	160	109	51	1	2	1	2
Washington	130	102	28	9	3	1	1
Griffin	96	65	31	15	1	1	1

SACKS:

Cornelius Griffin 6.0, Shawn Springs 6.0, Marcus Washington 5.4, Ron Warner 3.5, Renaldo Wynn 3.0, Chris Clemens 3.0, Demetric Evans 2.5, Joe Salave'a 2.0, Matt Bowen 2.0, Lemar Marshall 1.5, Antonio Pierce 1.0, Sean Taylor 1.0, Brandon Noble 1.0, LaVar Arrington 1.0, Phillip Daniels 1.0, Jermaine Haley 1.0.

National Honors:

LB Marcus Washington: Pro Bow; CB Fred Smoot, B.J. Blanchard Award; DL Brandon Noble, Ed Block Courage Award; DL Cornelius Griffin Quarterback Club Player of the Year

STARTERS:

Offense: WR Rod Gardner (14), LT Chris Samuels (16), LG Derrick Dockery (16), C Lennie Friedman (2), C Cory Raymer (14), RG Randy Thomas (15), RT Ray Brown (13), TE Walter Rasby (6), TE Robert Royal (9), WR Laveranues Coles (16), QB Mark Brunell (9), QB Patrick Ramsey (7), RB Clinton Portis (15), HV Chris Cooley (9), WR James Thrash (3), WR Taylor Jacobs (4).
Defense: LE Renaldo Wynn (16), LT Joe Salave'a (9), LT Brandon Noble (7), RT Cornelius Griffin (15), RE Phillip Daniels (5), RE Ron Warner (2), RE Demetric Evans (8), WLB LaVar Arrington (2), WLB Lemar Marshall (14), MLB Antonio Pierce (16), SLB Marcus Washington (16), LCB Shawn Springs (15), RCB Fred Smoot (15), SS Matt Bowen (5), SS Ryan Clark (11), FS Andre Lott (3), FS Sean Taylor (13), CB Walt Harris (2).

Rating	74.8
23/137	63.9
15/105	9.6
0/0	114.6
51	70.0
38/242	72.2

OWNERSHIP
COACHES
PLAYERS
STATISTICS
RECORDS
HISTORY
SIDELINES

Ring of Fame



The upper deck at FedExField bears individual white plaques honoring those who have made distinguished contributions to the team. Named the Ring of Fame, there are currently 41 honorees that grace the stadium wall:


George Allen	Ken Harvey	George Preston Marshall
Cliff Battles	Len Hauss	Wayne Millner
Sammy Baugh	Phil Hochberg	Bobby Mitchell
Gene Brito	Ken Houston	Art Monk
Larry Brown	Sam Huff	Mark Moseley
Dave Butz	Joe Jacoby	Brig Owens
Jack Kent Cooke	Dick James	Vince Promuto
Wayne Curry	Sonny Jurgensen	John Riggins
Bill Dudley	Charlie Justice	Jerry Smith
Pat Fischer	Billy Kilmer	Charley Taylor
Joe Gibbs	Eddie LaBaron	Joe Theismann
Darrell Green	Vince Lombardi	Lamar "Bubba" Tyer
Russ Grimm	Dexter Manley	Doug Williams
Chris Hanburger	Charles Mann	



2000

The 2000 uniform bears some items of interest: the helmet logo has changed in size, and minor modifications have been made to the Indian head & feathers; the shirt has elasticized cuffs that hug the arms closer – thus giving the player a more streamlined look & feel (helping prevent defenders from using loose material to their advantage).

If you look closely at almost all NFL uniforms worn from 1991 on, you'll notice a small NFL shield patch on the jersey's neckline. Most NFL uniforms added the NFL logo patch to the neck, and to the upper left thigh of the pants, beginning in 1991.



Sidelines



NFL Phone Numbers

NFL League Office	280 Park Ave, New York, NY 10022	(212) 450-2000
NFL Properties	280 Park Ave, New York, NY 10022	(212) 838-0660
NFL Films	330 Fellowship Road, Mt. Laurel, NJ 08054	(856) 778-1600
Pro Football Hall of Fame	2121 George Halas Dr, NW, Canton, OH 44708	(330) 456-8207
Elias Sports Bureau	500 Fifth Ave, New York, NY 10036	(212) 869-1530

Team	PR Director	Phone Number
Arizona Cardinals	Mark Dalton	(602) 379-0101
Atlanta Falcons	Reggie Roberts	(770) 965-3115
Baltimore Ravens	Kevin Byrne	(401) 701-4000
Buffalo Bills	Scott Berchtold	(716) 648-1800
Carolina Panthers	Charlie Dayton	(704) 358-7000
Chicago Bears	Scott Hagel	(847) 295-6600
Cincinnati Bengals	Jack Brennan	(513) 621-3550
Cleveland Browns	Bill Bonsiewicz	(440) 891-5000
Dallas Cowboys	Rich Dalrymple	(972) 556-9900
Denver Broncos	Jim Saccamano	(303) 649-9000
Detroit Lions	Matt Barnhart	(313) 216-4000
Green Bay Packers	Jeff Blumb	(920) 569-7500
Houston Texans	Tony Wyllie	(832) 667-2000
Indianapolis Colts	Craig Kelley	(317) 297-2658
Jacksonville Jaguars	Dan Edwards	(904) 633-6000
Kansas City Chiefs	Bob Moore	(816) 920-9300
Miami Dolphins	Harvey Greene	(954) 452-7010
Minnesota Vikings	Bob Hagen	(952) 828-6500
New England Patriots	Stacey James	(508) 543-8200
New Orleans Saints	Greg Bensel	(504) 733-0255
New York Giants	Pat Hanlon	(201) 935-8111
New York Jets	Ron Cologelo	(516) 560-8157
Oakland Raiders	Mike Taylor	(510) 864-5000
Philadelphia Eagles	Derek Boyko	(215) 463-2500
Pittsburgh Steelers	Dave Lockett	(412) 432-7800
St. Louis Rams	Duane Lewis	(314) 982-7267
San Diego Chargers	Bill Johnston	(858) 874-4500
San Francisco 49ers	Jason Jenkins	(408) 562-4949
Seattle Seahawks	Dave Pearson	(425) 827-9777
Tampa Bay Buccaneers	Jeff Kamis	(813) 870-2700
Tennessee Titans	Robbie Bohren	(615) 565-4000
Washington Redskins	Patrick Wixted	(703) 726-7000

Important Dates 2005-2006

2005	Aug. 1	Redskins 2005 Training Camp opens at Redskins Park
	Aug. 5	Fan Appreciation Day at Redskins Park
	Aug. 13	First Preseason Game at Carolina
	Aug. 30	Roster cut down to maximum of 65 players (4:00pm)
	Sept. 4	Roster cut down to maximum of 53 players (4:00pm)
	Sept. 4	Clubs may establish a practice squad of eight players (after 12:00pm)
	Sept. 11	Regular season opener at FedEx Field against Chicago (1:00pm)
	Oct. 18	Trade Deadline
Oct. 25-27	NFL Fall Meeting	
2006	Jan. 1	Regular season ends at Philadelphia (4:15pm)
	Jan. 7-8	Wild Card weekend
	Jan. 14-15	Divisional Playoffs
	Jan. 22	Conference Championships
	Feb. 5	Superbowl XL in Detroit, MI
	Feb. 12	AFC-NFC Pro Bowl, Honolulu
	Feb. 22-28	NFL Scouting Combine
	Mar. 3	Free Agency Begins
	Mar. 26-30	NFL Annual Meeting
	April 29-30	2006 NFL Draft

2005 Pre-Season Schedule



AMERICAN BOWL (Toyko, Japan)	Aug. 6	Indianapolis vs. Atlanta	5:00 am
HALL OF FAME GAME (Canton, Ohio)	Aug. 8	Chicago vs. Miami	8:00 pm
WEEK 1 - AUGUST 11-15	Aug. 11	San Diego at Green Bay	8:00 pm
	Aug. 12	Detroit at NY Jets	7:00 pm
		Chicago at St. Louis	8:00 pm
		Seattle at New Orleans	8:00 pm
		New England at Cincinnati	7:30 pm
		Kansas City at Minnesota	8:00 pm
		Tampa Bay at Tennessee	8:00 pm
	Aug. 13	Baltimore at Atlanta	7:30 pm
		Buffalo at Indianapolis	8:00 pm
		NY Giants at Cleveland	8:00 pm
		Dallas at Arizona	10:00pm
		Miami at Jacksonville	7:30 pm
		Denver at Houston	8:00 pm
		<i>Washington at Carolina</i>	8:00 pm
		Oakland at San Francisco	10:00pm
	Aug. 15	Philadelphia at Pittsburgh	8:00 pm
	WEEK 2 - AUGUST 18-22	Aug. 18	New Orleans at New England
Aug. 19		Minnesota at NY Jets	8:00 pm
		<i>Cincinnati at Washington</i>	8:00 pm
		Tennessee at Atlanta	7:30 pm
Aug. 20		Cleveland at Detroit	1:00 pm
		Jacksonville at Tampa Bay	7:30 pm
		Carolina at NY Giants	8:00 pm
		Oakland at Houston	8:00 pm
		Arizona at Kansas City	8:30 pm
		Green Bay at Buffalo	6:00 pm
		Miami at Pittsburgh	7:30 pm
		Chicago at Indianapolis	8:00 pm
		Philadelphia at Baltimore	8:00 pm
		San Francisco at Denver	9:00 pm
Aug. 21		St. Louis at San Diego	4:00 pm
Aug. 22		Dallas at Seattle	8:00 pm
WEEK 3 - AUGUST 25-29		Aug. 25	Atlanta at Jacksonville
	Aug. 26	<i>Pittsburgh at Washington</i>	8:00 pm
		Baltimore at New Orleans	8:00 pm
		Carolina at Cleveland	8:00 pm
		NY Jets at NY Giants	8:00 pm
		Arizona at Oakland	9:30 pm
		Cincinnati at Philadelphia	7:30 pm
		Buffalo at Chicago	8:00 pm
		New England at Green Bay	8:00 pm
		San Diego at Minnesota	8:00 pm
		Tennessee at San Francisco	10:00pm
	Aug. 27	Indianapolis at Denver	8:00 pm
		Houston at Dallas	8:00 pm
		Tampa Bay at Miami	7:30 pm
		Seattle at Kansas City	8:30 pm
	Aug. 29	St. Louis at Detroit	8:00 pm
	WEEK 4 - SEPTEMBER 1-2	Sept. 1	Atlanta at Miami
		NY Jets at Philadelphia	7:30 pm
		Green Bay at Tennessee	8:00 pm
		NY Giants at New England	8:00 pm
		<i>Washington at Baltimore</i>	8:00 pm
		San Francisco at San Diego	10:00pm
		Houston at Tampa Bay	7:30 pm
		Cleveland at Chicago	8:00 pm
		Jacksonville at Dallas	8:00 pm
		Pittsburgh at Carolina	8:00 pm
		New Orleans at Oakland	9:00 pm
Sept. 2		Detroit at Buffalo	7:00 pm
		Kansas City at St. Louis	8:00 pm
		Denver at Arizona	10:00pm
		Indianapolis at Cincinnati	7:30 pm
		Minnesota at Seattle	9:00 pm
		Green Bay at Tennessee	8:00 pm
	Miami at New Orleans	8:00 pm	

OWNERSHIP

COACHES

PLAYERS

STATISTICS

RECORDS

HISTORY

SIDELINES



2005 NFL Schedule

Week 1

Thursday, September 8
Oakland at New England 9:00 pm

Sunday, September 11

Chicago at Washington 1:00 pm
Cincinnati at Cleveland 1:00 pm
Denver at Miami 1:00 pm
Houston at Buffalo 1:00 pm
New Orleans at Carolina 1:00 pm
N.Y. Jets at Kansas City 1:00 pm
Seattle at Jacksonville 1:00 pm
Tampa Bay at Minnesota 1:00 pm
Tennessee at Pittsburgh 4:15 pm
Arizona at N.Y. Giants 4:15 pm
Dallas at San Diego 4:15 pm
Green Bay at Detroit 4:15 pm
St. Louis at San Francisco 4:15 pm
Indianapolis at Baltimore 8:30 pm
Monday, September 12
Philadelphia at Atlanta 9:00 pm

Week 2

Sunday, September 18
Baltimore at Tennessee 1:00 pm
Buffalo at Tampa Bay 1:00 pm
Detroit at Chicago 1:00 pm
Jacksonville at Indianapolis 1:00 pm
Minnesota at Cincinnati 1:00 pm
New England at Carolina 1:00 pm
N.Y. Giants at New Orleans 1:00 pm
Pittsburgh at Houston 1:00 pm
San Francisco at Philadelphia 1:00 pm
Atlanta at Seattle 4:05 pm
St. Louis at Arizona 4:05 pm
Cleveland at Green Bay 4:15 pm
Miami at N.Y. Jets 4:15 pm
San Diego at Denver 4:15 pm
Kansas City at Oakland 8:30 pm

Monday, September 19
Washington at Dallas 9:00 pm

Week 3

Open date: Baltimore, Detroit, Houston,
Washington

Sunday, September 25
Atlanta at Buffalo 1:00 pm
Carolina at Miami 1:00 pm
Cincinnati at Chicago 1:00 pm
Cleveland at Indianapolis 1:00 pm
Jacksonville at N.Y. Jets 1:00 pm
New Orleans at Minnesota 1:00 pm
Oakland at Philadelphia 1:00 pm
Tampa Bay at Green Bay 1:00 pm
Tennessee at St. Louis 1:00 pm
Arizona at Seattle 4:05 pm
Dallas at San Francisco 4:05 pm
New England at Pittsburgh 4:15 pm
N.Y. Giants at San Diego 8:30 pm

Monday, September 26
Kansas City at Denver 9:00 pm

Week 4

Open date: Chicago, Cleveland, Miami,
Pittsburgh

Sunday, October 2
Buffalo at New Orleans 1:00 pm
Denver at Jacksonville 1:00 pm
Detroit at Tampa Bay 1:00 pm
Houston at Cincinnati 1:00 pm
Indianapolis at Tennessee 1:00 pm
Philadelphia at Kansas City 1:00 pm
San Diego at New England 1:00 pm
Seattle at Washington 1:00 pm
St. Louis at N.Y. Giants 4:05 pm
N.Y. Jets at Baltimore 4:05 pm
Dallas at Oakland 4:15 pm
Minnesota at Atlanta 4:15 pm
San Francisco at Arizona 8:30 pm
Monday, October 3
Green Bay at Carolina 9:00 pm

Week 5

Open date: Kansas City, Minnesota, N.Y. Giants,
Oakland

Sunday, October 9
Baltimore at Detroit 1:00 pm
Chicago at Cleveland 1:00 pm
Miami at Buffalo 1:00 pm
New England at Atlanta 1:00 pm
New Orleans at Green Bay 1:00 pm
Seattle at St. Louis 1:00 pm
Tampa Bay at N.Y. Jets 1:00 pm
Tennessee at Houston 1:00 pm
Indianapolis at San Francisco 4:05 pm
Carolina at Arizona 4:15 pm
Philadelphia at Dallas 4:15 pm
Washington at Denver 4:15 pm
Cincinnati at Jacksonville 8:30 pm

Monday, October 10
Pittsburgh at San Diego 9:00 pm

Week 6

Open date: Arizona, Green Bay, Philadelphia,
San Francisco

Sunday, October 16
Atlanta at New Orleans 1:00 pm
Carolina at Detroit 1:00 pm
Cincinnati at Tennessee 1:00 pm
Cleveland at Baltimore 1:00 pm
Jacksonville at Pittsburgh 1:00 pm
Miami at Tampa Bay 1:00 pm
Minnesota at Chicago 1:00 pm
N.Y. Giants at Dallas 1:00 pm
Washington at Kansas City 1:00 pm
New England at Denver 4:15 pm
N.Y. Jets at Buffalo 4:15 pm
San Diego at Oakland 4:15 pm
Houston at Seattle 8:30 pm

Monday, October 17
St. Louis at Indianapolis 9:00 pm

Week 7

Open date: Carolina, Jacksonville, New England,
Tampa Bay

Sunday, October 23
Detroit at Cleveland 1:00 pm
Green Bay at Minnesota 1:00 pm
Indianapolis at Houston 1:00 pm
Kansas City at Miami 1:00 pm
New Orleans at St. Louis 1:00 pm
Pittsburgh at Cincinnati 1:00 pm
San Diego at Philadelphia 1:00 pm
San Francisco at Washington 1:00 pm
Dallas at Seattle 4:05 pm
Baltimore at Chicago 4:15 pm
Buffalo at Oakland 4:15 pm
Denver at N.Y. Giants 4:15 pm
Tennessee at Arizona 4:15 pm
Monday, October 24
NY Jets at Atlanta 9:00 pm

Week 8

Open date: Atlanta, Indianapolis, N.Y. Jets,
Seattle

Sunday, October 30
Arizona at Dallas 1:00 pm
Chicago at Detroit 1:00 pm
Cleveland at Houston 1:00 pm
Green Bay at Cincinnati 1:00 pm
Jacksonville at St. Louis 1:00 pm
Miami at New Orleans 1:00 pm
Minnesota at Carolina 1:00 pm
Oakland at Tennessee 1:00 pm
Washington at N.Y. Giants 1:00 pm
Kansas City at San Diego 4:05 pm
Philadelphia at Denver 4:15 pm
Tampa Bay at San Francisco 4:15 pm
Buffalo at New England 8:30 pm

Monday, October 31
Baltimore at Pittsburgh 9:00 pm

Week 9

Open date: Buffalo, Dallas, Denver, St. Louis

Sunday, November 6
Atlanta at Miami 1:00 pm
Carolina at Tampa Bay 1:00 pm
Chicago at New Orleans 1:00 pm
Cincinnati at Baltimore 1:00 pm
Detroit at Minnesota 1:00 pm
Houston at Jacksonville 1:00 pm
Oakland at Kansas City 1:00 pm
San Diego at N.Y. Jets 1:00 pm
Tennessee at Cleveland 4:05 pm
N.Y. Giants at San Francisco 4:05 pm
Seattle at Arizona 4:15 pm
Pittsburgh at Green Bay 4:15 pm
Philadelphia at Washington 8:30 pm

Monday, November 7
Indianapolis at New England 9:00 pm



Week 10

Open date: Cincinnati, New Orleans, San Diego, Tennessee

Sunday, November 13

Arizona at Detroit	1:00 pm
Baltimore at Jacksonville	1:00 pm
Houston at Indianapolis	1:00 pm
Kansas City at Buffalo	1:00 pm
Minnesota at N.Y. Giants	1:00 pm
New England at Miami	1:00 pm
San Francisco at Chicago	1:00 pm
Washington at Tampa Bay	1:00 pm
Denver at Oakland	4:05 pm
N.Y. Jets at Carolina	4:05 pm
Green Bay at Atlanta	4:15 pm
St. Louis at Seattle	4:15 pm
Cleveland at Pittsburgh	8:30 pm

Monday, November 14

Dallas at Philadelphia	9:00 pm
------------------------	---------

Week 11

Sunday, November 20

Arizona at St. Louis	1:00 pm
Carolina at Chicago	1:00 pm
Detroit at Dallas	1:00 pm
Indianapolis at Cincinnati	1:00 pm
Jacksonville at Tennessee	1:00 pm
Miami at Cleveland	1:00 pm
New Orleans at New England	1:00 pm
Oakland at Washington	1:00 pm
Philadelphia at N.Y. Giants	1:00 pm
Tampa Bay at Atlanta	1:00 pm
Seattle at San Francisco	4:05 pm
Buffalo at San Diego	4:15 pm
N.Y. Jets at Denver	4:15 pm
Pittsburgh at Baltimore	4:15 pm
Kansas City at Houston	8:30 pm

Monday, November 21

Minnesota at Green Bay	9:00 pm
------------------------	---------

Week 12

Thursday, November 24

Atlanta at Detroit	12:30 pm
Denver at Dallas	4:15 pm

Sunday, November 27

Baltimore at Cincinnati	1:00 pm
Carolina at Buffalo	1:00 pm
Chicago at Tampa Bay	1:00 pm
Cleveland at Minnesota	1:00 pm
New England at Kansas City	1:00 pm
San Diego at Washington	1:00 pm
San Francisco at Tennessee	1:00 pm
St. Louis at Houston	1:00 pm
Jacksonville at Arizona	4:05 pm
Miami at Oakland	4:05 pm
Green Bay at Philadelphia	4:15 pm
N.Y. Giants at Seattle	4:15 pm
New Orleans at N.Y. Jets	8:30 pm

Monday, November 28

Pittsburgh at Indianapolis	9:00 pm
----------------------------	---------

Week 13

Sunday, December 4

Atlanta at Carolina	1:00 pm
Buffalo at Miami	1:00 pm
Cincinnati at Pittsburgh	1:00 pm
Dallas at N.Y. Giants	1:00 pm
Green Bay at Chicago	1:00 pm
Houston at Baltimore	1:00 pm
Jacksonville at Cleveland	1:00 pm
Minnesota at Detroit	1:00 pm
Tampa Bay at New Orleans	1:00 pm
Tennessee at Indianapolis	1:00 pm
Arizona at San Francisco	4:05 pm
Washington at St. Louis	4:05 pm
Denver at Kansas City	4:15 pm
N.Y. Jets at New England	4:15 pm
Oakland at San Diego	8:30 pm

Monday, December 5

Seattle at Philadelphia	9:00 pm
-------------------------	---------

Week 14

Sunday, December 11

Chicago at Pittsburgh	1:00 pm
Cleveland at Cincinnati	1:00 pm
Houston at Tennessee	1:00 pm
Indianapolis at Jacksonville	1:00 pm
New England at Buffalo	1:00 pm
Oakland at N.Y. Jets	1:00 pm
St. Louis at Minnesota	1:00 pm
Tampa Bay at Carolina	1:00 pm
N.Y. Giants at Philadelphia	4:05 pm
San Francisco at Seattle	4:05 pm
Washington at Arizona	4:05 pm
Baltimore at Denver	4:15 pm
Kansas City at Dallas	4:15 pm
Miami at San Diego	4:15 pm
Detroit at Green Bay	8:30 pm

Monday, December 12

New Orleans at Atlanta	9:00 pm
------------------------	---------

Week 15

Saturday, December 17

Tampa Bay at New England	1:30 pm
Kansas City at N.Y. Giants	5:00 pm
Denver at Buffalo	8:30 pm

Sunday, December 18

Arizona at Houston	1:00 pm
Carolina at New Orleans	1:00 pm
Dallas at Washington	1:00 pm
N.Y. Jets at Miami	1:00 pm
Pittsburgh at Minnesota	1:00 pm
San Diego at Indianapolis	1:00 pm
Seattle at Tennessee	1:00 pm
San Francisco at Jacksonville	1:00 pm
Cincinnati at Detroit	4:05 pm
Cleveland at Oakland	4:05 pm
Philadelphia at St. Louis	4:15 pm
Atlanta at Chicago	8:30 pm

Monday, December 19

Green Bay at Baltimore	9:00 pm
------------------------	---------

Week 16

Saturday, December 24

Atlanta at Tampa Bay	1:00 pm
Buffalo at Cincinnati	1:00 pm
Dallas at Carolina	1:00 pm
Detroit at New Orleans	1:00 pm
Jacksonville at Houston	1:00 pm
N.Y. Giants at Washington	1:00 pm
Pittsburgh at Cleveland	1:00 pm
San Diego at Kansas City	1:00 pm
San Francisco at St. Louis	1:00 pm
Tennessee at Miami	1:00 pm
Philadelphia at Arizona	4:05 pm
Indianapolis at Seattle	4:15 pm
Oakland at Denver	4:15 pm

Sunday, December 26

Chicago at Green Bay	5:00 pm
Minnesota at Baltimore	8:30 pm

Monday, December 27

New England at NY Jets	9:00 pm
------------------------	---------

Week 17

Saturday, December 31

Denver at San Diego	4:30 pm
N.Y. Giants at Oakland	8:00 pm

Sunday, January 1

Arizona at Indianapolis	1:00 pm
Baltimore at Cleveland	1:00 pm
Buffalo at N.Y. Jets	1:00 pm
Carolina at Atlanta	1:00 pm
Chicago at Minnesota	1:00 pm
Cincinnati at Kansas City	1:00 pm
Detroit at Pittsburgh	1:00 pm
Miami at New England	1:00 pm
New Orleans at Tampa Bay	1:00 pm
Houston at San Francisco	4:05 pm
Tennessee at Jacksonville	4:05 pm
Seattle at Green Bay	4:15 pm
Washington at Philadelphia	4:15 pm
St. Louis at Dallas	8:30 pm

2005

January 7-8	Wild Card Weekend
January 14-15	Divisional Playoffs
January 22	Conference Championships
February 5	Super Bowl XL Ford Field, Detroit, Michigan
February 12	AFC-NFC Pro Bowl, Aloha Stadium, Honolulu, Hawaii

* All Times Eastern



Welcome to

FedExField®

FedExField is the premier stadium in the National Football League. Located in Landover, MD, the privately financed **FedExField** was completed in a record 17 months and hosted the Redskins home opener September 14, 1997 — a 19-13 overtime win against the Arizona Cardinals.

The stadium is located on a 200-acre site and is the largest stadium in the NFL with 91,704 seats — over 11,000 more than the next largest — the Meadowlands in New Jersey. **FedExField** is one of just two stadiums with three tiers of luxury suites, a total of 243. Suites are equipped with restrooms, a refrigerator, televisions, a lounge area, two rows of seats, and bar stools.

FedExField increased the Redskins attendance capacity by over 40% when the team left RFK Stadium after 1996. Nevertheless, the Redskins have sold out every home game for the past 37 seasons (286 regular season and 13 playoff games) including all 57 contests at **FedExField**. All eight games for the 2005 season are sold out as well as both preseason contests.

Construction on **FedExField** began in March 1996 and cost \$250 million. The following year,

\$30 million was spent to create a 170,000 square-foot atrium encircling the entire stadium making the Joe Gibbs Club Level the most spectacular in the league.

When Daniel M. Snyder became the Redskins owner in July 1999, one of his first tasks was to make additional improvements to **FedExField**. Immediately, millions were invested in such projects as replacing metal rails with glass rails in the stadium bowl. The sound system was significantly upgraded and the parking lot was re-structured and re-routed to greatly improve the traffic flow on game days.

Since his inaugural season, Snyder has spent more than \$100 million to enhance **FedExField**. Over the past five seasons, numerous additions have been made. Escalators have been added for fans seated in the stadium's upper tier. The spectacular new Owner's Club Suite Level has been created. A 3,000-foot circumference wind screen has been installed around the top of the stadium to improve fan comfort. A sophisticated radiant heating system has been installed on the loge level. Seats have been added to the upper,

Stadium Seating Chart



FedExField Seating Capacity

	Suites	Seats		Suites	Seats
Upper Level		33,003	Owner's Club	35	450
Loge Seats		2,542	Lower Level		33,404
Suites	208	5,084	Field Club		1,485
Club Level		15,736	Total	243	91,704

lower and loge levels. The Field Club section of seating was added immediately around the playing field, dubbed the "dream seats," given they put fans almost on top of the action. The Hall of Fame Store, the original Official Redskins Store, has been remodeled and completely re-merchandised with new Redskins products. Finally, the field has been improved and re-sodded.

During the off-season and while the Redskins are away during the football season, FedExField hosts a variety of special events. During the



summer of 2005 FedExField hosted country music icon Kenny Chesney's "Somewhere in the Sun 2005" concert on June 4th and the "Clash of Champions" soccer match between English Premier League member Chelsea FC and Major League Soccer's D.C. United on July 28th. For more information regarding FedExField events, check out Redskins.com.



Recommended Routes

FANS ARE ENCOURAGED TO USE METRO: Due to the Metro Blue Line extension, fans can ride Metro trains to the Garrett A. Morgan Blvd. Blue Line station and walk to FedExField. The Morgan Blvd. station is in close proximity to FedExField.

From Northern Virginia: Take I-495/95 North (Wilson Bridge) to either Exit 15-A (Central Ave. east), 15-B (Central Ave. west), or Exit 16 (Arena Dr.)

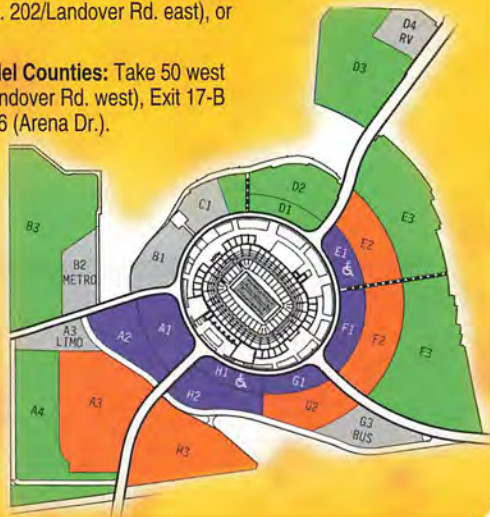
From Montgomery and Howard Counties: Take I-95/495 south to Exit 17-A (Rt. 202/Landover Rd. west), Exit 17-B (Rt. 202/Landover Rd. east), or Exit 16 (Arena Dr.).

From Prince Georges and Anne Arundel Counties: Take 50 west to 495 south. Exit at 17-A (Rt. 202/Landover Rd. west), Exit 17-B (Rt. 202/Landover Rd. East), or Exit 16 (Arena Dr.).

From Washington DC: Take East Capitol St. east. It becomes Central Ave. in Maryland (Rt. 214) to Garrett Morgan Boulevard.

Permit Parking: Take I-495 to the following exits: 15B - Rt. 214 west; 16 - Arena Drive; 17B - Rt. 202/Landover Rd. west.

Cash Parking: I-495 to the following exits: 15A - Rt. 214 east; 17A - Rt. 202/Landover Rd. east.



A Day of Firsts: September 14, 1997

FedExField



On September 14, 1997, the Redskins opened their new stadium with a thrilling 19-13 overtime victory over the Arizona Cardinals in front of a record crowd of Washington fans.

In their first game at their new home, the Redskins were forced into overtime when Cardinals kicker Kevin Butler connected on a 47-yard field goal to tie the score with just two seconds remaining.

The Cards won the toss to start the extra period, but rookie defensive lineman Kenard Lang stripped Arizona running back Leeland McElroy of the football, and Derek M. Smith recovered for the Skins on the 35-yard line. Quarterback Gus Frerotte was sacked on first down, but on the next play he found Michael Westbrook in the endzone for a game-winning 40-yard TD.

National Anthem:	Sung by Mary Chapin Carpenter
Coin Toss:	Redskins win toss and elect to receive
Snap:	Redskins center Jeff Uhlenhake to quarterback Gus Frerotte
Play:	Redskins Terry Allen three-yard run
Pass Play:	Redskins quarterback Gus Frerotte threw incomplete, intended for running back Terry Allen
Punt:	Redskins Matt Turk punts 53 yards with 13:57 left in the first quarter
Completion and First Down:	Cardinals Kent Graham passed six yards to wide receiver Frank Sanders
Score:	Redskins Scott Blanton 20-yard field goal with 8:27 left in the first quarter
Touchdown:	Cardinals Tommy Bennet recovered blocked punt in the end zone with 0:57 seconds left in the first quarter
Redskins Touchdown:	Michael Westbrook five-yard reception from Gus Frerotte with 13:37 left in the second quarter
Turnover:	Fumble by Cardinals Frank Sanders
Penalty:	False start by Redskins left tackle Shar Pourdanesh
Sack:	Redskins Mare Bouthe sacks Kent Graham in first quarter
Interception:	Cardinals linebacker Ron McKinnon, on pass by Gus Frerotte with 10:46 left in the second quarter
Timeout:	Cardinals Kent Graham with 9:56 left in the second quarter
Halftime Score:	Washington Redskins 10, Arizona Cardinals 7
Victory:	Washington Redskins 19, Arizona Cardinals 13 in overtime

Welcome to Redskins Park

Rising from a former dairy farm and set on a picturesque 162 acres of land in Ashburn, Virginia, Redskins Park is home to the Gerald S. Snyder Training Facility, the team's year-round headquarters.

The team has called Redskins Park its home since August of 1992, enjoying a private haven away from urban distractions. The complex features four football fields, strength training and sports medicine facilities, offices and meeting rooms for players, coaches and front office staff, and accommodations for print and broadcast media. The building amasses some 65,000 square feet.

Located in Loudoun County, recently named the fastest growing area in the United States, Redskins Park is tucked away from highways and other office buildings. The two-story concrete and glass structure looks deceiving in size. Visitors enter a bright, spacious lobby that opens out to the second-story balcony, overlooking an impressive back yard of three carefully groomed natural grass playing fields and an additional astro-turf practice surface.

The downstairs part of the building is dedicated to football operations, including player and staff locker rooms, a newly enhanced strength and conditioning center, the equipment room, athletic training rooms and video studio. The athletic training facilities include an x-ray room and dentist office, in addition to private examining rooms for the medical staff that cares for the team throughout the year. The lower level also consists of a racquetball court and a half-court basketball gym. A catering kitchen is located adjacent to the gym, used as a dining hall during team practice sessions throughout the year. A state-of-the-art players' lounge was added in 2004 as well as a television studio for taping the daily interviews fans throughout the country see on local and national TV.

One side of the upper floor consists of coaches' and personnel offices and a large, 105-seat multipurpose auditorium, used for team meetings, press conferences, and film sessions. The other side of the building houses offices for the club's accounting, marketing, public relations, publishing, Redskins Charitable Foundation and administrative offices. The public area of the building consists of large hallways, high ceilings with natural lighting, and numerous trophy cases displaying the team's rich history and tradition.

A brand new television and radio studio was completed in the rear of the building in 2005. The studio is glassed overlooking the facilities four practice fields. A first-floor media room has individual cubicles and workspace for beat reporters and visiting media. The media room, auditorium, and locker room are wired for direct television uplink.



Washington Redskins Training Camp

The Washington Redskins will open 2005 Training Camp built by The Home Depot on August 1st at Redskins Park, the team's year-round practice complex in Ashburn, Virginia. This will be the fourth year the team has chosen to stay home to prepare for the NFL season, taking advantage of the Redskins' state-of-the-art training resources and facilities.

Training camp is an annual ritual in the NFL, an opportunity for fans from all over the country to come see their favorite Redskins players in action on the practice field, and get a first glimpse of the newly signed free agents and draft picks. With the numerous off-season additions to the Redskins roster, fans will see a new team take the field in 2005.

During the first two weeks of camp, a number of practices are open to fans, free of charge. Visitors are encouraged to bring lawn chairs or blankets, as they will be able to sit along the hill overlooking the four playing fields. After each practice, fans will have the opportunity to gather autographs and take photos of their favorite players as they walk off the field to the locker rooms.

Extensive media attention is expected, and to assist visiting press in their coverage, the Redskins provide a media tent and workroom equipped with power inputs and phone lines for data transmission. Credentialed media will have additional access to the players and practice areas, and can coordinate interviews through the Redskins public relations department. All media attending Redskins Training Camp must obtain credentials to gain access to the grounds. Media should fax requests on company letterhead to the attention of Patrick Wixted at 703-726-7086, before arriving to their first practice at Redskins Park.

The Redskins first held training camp at Redskins Park in 2000, opening the complex to visitors for the first time in franchise history. Thousands of fans from all over the Washington, D.C. area, and beyond, were able to visit, watch their favorite

players just steps from the practice fields, gather autographs and take part in the Redskins experience. After a two-year hiatus, with camp being held at Dickinson College in Carlisle, Pennsylvania, the Redskins returned to Ashburn to get ready for the 2003 season.

Dates: The Redskins report to camp on August 1st and will conduct public practices through August 11th.

Fan Appreciation Day is scheduled for Friday, August 5th, and will include special performances by the Washington Redskins Cheerleaders and the acclaimed Redskins Marching Band. For a detailed practice schedule, please visit Redskins.com for more information, including updated team news, Training Camp directions and answers to frequently asked questions. Ample parking will be available to all fans visiting Redskins Park at no cost.



OWNERSHIP

COACHES

PLAYERS

STATISTICS

RECORDS

HISTORY

SIDELINES

2005 STATS CREW

Jon Stratton	19 Years
Tom Ball	15 Years
Joe Band	36 Years
Tod Beatrice	5 Years
Keith Burner	3 Years
Steve Gubeck	24 Years
Bill Harris	10 Years
Ken Olsen	3 Years
Dale Wallace	4 Years

Washington Redskins Stats Crew

An integral part of every Redskins game at FedExField is the dedicated staff of statisticians and assistants that monitor every snap, tackle, run, pass and catch that takes place on the playing field. The Redskins stats crew is responsible for generating official game stats, compiling and inputting play-by-play information into a

computer database that quickly makes the data available for use by team coaches, the NFL and the media. Jon Stratton heads up the group, beginning his 19th year of service. His crew is among the League's best, with more than 100 years of combined experience.

Washington Redskins Grounds Crew

The playing surface at FedExField is among the very best in the NFL. The Redskins Grounds Crew is responsible for ensuring that the playing fields at FedExField and Redskins Park are in smooth, safe condition and able to withstand the rigors of NFL football. They work year-round operating the high-tech irrigation system under FedExField, fertilizing, mowing and chalking the

field to keep it in top playing condition. During the off-season in 2005, the Redskins grounds crew resodded the fields at Redskins Park, preparing for the start of the new football year. The Grounds Crew plays an important role in Redskins community initiatives as well, helping the Washington Redskins Charitable Foundation renovate the football fields of local high schools throughout the region. The program has been so successful that the NFL is encouraging similar programs in other NFL markets.


**FedExField**

Attendance Records

In 2004, the Washington Redskins established a new NFL record for the fifth season in a row by playing in front of 1,238,813 fans in their 16 games, breaking last year's NFL record 1,205,958. Washington's home attendance for the 2004 season came to 707,920 making this the new NFL's top single season mark in front of a home crowd.

Washington fans set their own team record on September 27, 2004 against the Dallas Cowboys. 88,678 fans attended the contest- the most ever at a Redskins game. The eight-game attendance average at FedEx field was 87,833.

Washington Redskins Radio Network



The Washington Redskins can be heard throughout five states on the flagship station, Redskins Radio 106.7 FM WJFK. The trio of former Redskins quarterback and Hall of Famer Sonny Jurgensen and Redskins Hall of Fame linebacker Sam Huff join play-by-play man Larry Michael to carry all the on and off the field action throughout the 2005 season. The coverage will continue to bring Redskins fans the best in radio coverage with an information packed pre-game show, all the play-by-play game action and live from the locker room post-game show. The Redskins Radio Network stretches beyond the Washington, D.C. metropolitan area beyond Virginia and Maryland into the Carolinas, Pennsylvania and West Virginia.

- WSJS 600 AM Greensboro, NC
- WPTF 680 AM Raleigh, NC
- WOHS 730 AM Shelby, NC
- WSTP AM Salisbury, NC
- WARX AM/FM Hagerstown, MD
- WSMD 98.5 FM Mechanicsville, MD
- WOSC 95.9 FM Salisbury, MD
- WFMD AM Frederick, MD
- WCBC AM Cumberland, MD
- WNAV AM Annapolis, MD
- WGET Gettysburg, PA
- WAGE AM 1200 Leesburg, VA
- WSVA Harrisonburg, VA

- WPIN 810 AM Blacksburg, VA
- WNIS 790 AM Norfolk, VA
- WTAR 850 AM Norfolk, VA
- WRAR Tappahannock, VA
- WSVO FM Staunton, VA
- WRNL Richmond, VA
- WCHV-AM Charlottesville, VA
- WFQX FM Winchester, VA
- WBRG AM Lynchburg, VA
- WXGM FM/AM Gloucester, VA
- WBQB FM Fredricksburg, VA
- WFIR AM, Roanoke, VA
- WRNR Martinsburg, WVA

The 2005-2006 Washington Redskins Cheerleaders



First Name	Year	Birth Place	Occupation	Age
Abby	1st	Maryland	Administrative Associate	26
Anabel	1st	Virginia	Student	23
Ariana	3rd	Virginia	Student, Dance Instructor	22
Arlene	1st	Puerto Rico	Technical Recruiter	22
Ashley	2nd	Maryland	Student	21
Brittany	1st	Virginia	Student	19
Chastity	1st	Texas	Administrative Asst., Makeup Artist	25
Christine	5th	Maryland	Administrative Associate	29
Christy	3rd	Virginia	Cosmetologist	20
Courtney	10th	Iowa	Legal Assistant	28
Courtney G.	1st	California	Program Associate	22
Crystal	1st	Maryland	Mother/Makeup Artist	23
Elizabeth	1st	Maryland	Student	21
GeNienne	7th	Virginia	Quality Manager	30
Heather	2nd	Virginia	Engineer, VP	26
Jamilla	3rd	Virginia	Scheduling Coordinator	29
Jen	4th	Virginia	Teacher, Dance Instructor	23
Jennifer	4th	Maryland	Dance Instructor, Student	21
Jennifer B	2nd	Maryland	Accountant	24
Jessica	2nd	New York	Public School Reading Specialist	27
Kari	2nd	Minnesota	Dance Instructor	23
Kelley	6th	Maryland	Esthetician	26
Kelly	1st	New Jersey	Artistic Director	23
Kelly O.	1st	North Carolina	Marketing Consultant	28
Kimberly	7th	Guam	IT Program Manager	29
Kristen	2nd	Maryland	Pre-Kindergarten Teacher	24
Lauren	2nd	Maryland	Sales Account Representative	23
Leeanne	1st	Maryland	Sales Coordinator	24
Michael'	4th	Maryland	Account Executive, PR Agency	23
Michelle	3rd	District of Columbia	Student, Bartender	23
Monica	5th	Maryland	Marketing Associate	30
Onya	4th	Delaware	Pharmaceutical Sales	26
Rebecca	2nd	Virginia	Marketing Coordinator	23
Shannon	1st	Virginia	Student	21
Sigrid	3rd	Puerto Rico	Property Management Director	30
SooIn	7th	Korea	Realtor	28
Stephanie	1st	Virginia	Receptionist	21
Tiffani	6th	Maryland	Redskins Premium Club Coordinator	25
Tiffany	4th	California	Account Manager, Ad Agency	26
Tonya	2nd	Arizona	Massage Therapist	26

First Ladies of Football

Each year, hundreds of talented young women audition for the chance to cheer on the Washington Redskins players and entertain fans along the sidelines of FedExField. Since their inception in 1962, the First Ladies of Football have brought Redskins fans to their feet, both on and off the field.

While the Washington Redskins Cheerleaders are most visible to Redskins fans during the games at FedExField, they also find themselves working weekends and holidays year-round to assist charity and volunteer organizations, fundraisers, and educational foundations. Each year, working with the Department of Defense and Armed Forces Entertainment, members of the Washington squad travel to military bases around the world. As a part of Operation Iraqi Freedom they visited service men and women in Iraq and Italy. Most recently, the cheerleaders traveled to New York for Fleet Week.



Over the last six years performing for U.S. troops, the Washington Redskins Cheerleaders Variety Show has grown from a small holiday performance to a musical extravaganza that incorporates the latest in funk, rock-n-roll, swing, and jazz, as well as contemporary and country music, with some audience participation thrown in to ensure the show has something for everyone.



Washington Redskins Alumni

The Washington Redskins Alumni Association formed in 1958, the first such alumni group in the country. The organization spearheaded the Alumni movement among former professional football players and was the model for other alumni groups that later formed in all NFL cities.

Today, Redskins alumni continue to make their presence known throughout the community. As a very active chapter of the national NFL Alumni Association, they have as their motto "Caring for Kids". In addition to the numerous events and appearances Redskins alumni participate in throughout the year, they hold two major fundraising events of their own: The Redskins Alumni Charity Golf Classic, now in its 26th year, and the annual Washington Redskins Welcome Home Luncheon, now in its 44th year.

The Alumni have an office at Redskins Park and can be reached at 703-726-7100.



Washington Redskins Marching Band

The Redskins Marching Band begins its 67th year leading sell-out crowds at FedExField in the team fight song, "Hail to the Redskins." With bandmaster Billy Ball directing, it is one of just two pro football marching bands still in existence today. The all-volunteer ensemble formed in 1937, when George Preston Marshall brought the team to Washington, D.C., with the goal of entertaining fans from the moment they walked into the stadium until the time they left to go home. For more than six decades, the Marching Band has taken great pleasure in entertaining fans with their pre-game and halftime shows. Over the years, the Band has marched between train stations and stadiums before notable games, down Broadway before a New York Giants game in the early 1960s, and around the concourse of Tampa Stadium during Super Bowl



HAIL TO THE REDSKINS

THE REDSKINS FIGHT SONG

*"Hail to the Redskins!
Hail Victory!*

*Braves on the warpath,
Fight for old D.C.!*

*Run or pass and score
we want a lot more!*

*Beat 'em Swamp 'em Touchdown
let the points soar!*

*Fight on, Fight on,
Til you have won,
Sons of Wash-ing-ton!"*

On August 17, 1938, "Hail to the Redskins" made its debut as the official fight song of the Washington Redskins. The song was written by renowned band leader Barnee Breeskin and the lyrics were penned by Hollywood movie star Corinne Griffith, the wife of team founder and owner, George Preston Marshall. Copyright© by EMI Feist, Inc.

Meet the Hoggettes

Another trademark of FedExField game day is a sighting of "The Hoggettes," a highly spirited group of Redskins fans that dress in polka dot skirts, brightly colored wigs, plastic hog snouts, and enjoy extra-large cigars. "The Hoggettes" started appearing at Redskins games in 1983, named after Washington's popular offensive line from the 80's, "The Hogs".



The group can be found at FedExField for every home Redskins game, and sometimes in the stands on road trips. The members are extremely active in the community as well, making appearances at golf tournaments, telethons, and parades to support children's charities. "The Hoggettes" received the ultimate die-hard fan honor in 1999, with an induction into the Pro Football Hall of Fame, in the Hall of Fans exhibit in Canton, Ohio.

What to Look for in 2005 It Could Happen

LB LaVar Arrington

- Needs 86 more tackles to reach the 500 mark for his career.
- Needs 7.5 sacks to reach the 30 mark for his career.

S Matt Bowen

- Needs to record 18 tackles to reach 200 for his career.

OL Ray Brown

- Needs to play in four games to have played in 250 career NFL games.

DE Phillip Daniels

- Needs 4.5 sacks for 50 for his career.

K John Hall

- Needs 18 field goals to have 200 in his career.

WR Santana Moss

- Needs 584 receiving yards to eclipse 3,000 for his career.
- Needs one touchdown reception for 20 in his career.

WR David Patten

- Needs to play in eight games to have played in 120 games in his career.

RB Clinton Portis

- Needs 10 more starts for 50 in his career.
- Needs 586 rushing yards for 5,000 career rushing yards.
- Needs seven rushing touchdowns to have 40 rushing touchdowns in his first four seasons.
- Needs to carry the ball 94 times to have 1,000 rushing attempts in his career.

QB Patrick Ramsey

- Needs 35 completions for 500 for his career.
- Needs 17 touchdown passes for 50 for his career.

CB Shawn Springs

- Needs 22 tackles for 500 for his career
- Needs five interceptions for 30 for his career.

OL Randy Thomas

- Needs to play and start in eight games to have played and started in 100 career games.

LB Marcus Washington

- Needs 61 tackles for 500 career stops and 7.5 sacks for 30.
- Opportunity to earn his second straight Pro Bowl invitation.



Visit Our Website

www.redskins.com



The Washington Redskins official team web site provides fans and media with all of the latest news, information, polls, statistics and photos involving the Redskins and FedExField. Redskins.com offers behind-the-scenes access to players, coaches and the organization with news stories as they develop, along with updated rosters, depth charts and weekly game statistics posted each week by the public relations department.

Fans can find player and coach bios, audio of Redskins press conferences, video highlights of games, photo galleries, press releases and quotes throughout the week. Fans can also register for special offers for team events at Redskins Park and FedExField, including training camp and the annual Draft Day party.



Gary Fitzgerald
redskins.com



Redskins.com TV

The Washington Redskins move into a new era of Internet coverage of the team with the Re-launch of REDSKINS.COM in 2005. The site features "Redskins.com TV," exclusive video of workouts and practices. Player and Coach interviews, Joe Gibbs press conferences, Cheerleader video bios, and much more. The site works under a theme of "Redskins Unfiltered," in an effort to provide Redskins Fans complete, unedited, and immediate news and information. The Executive Producer for Redskins.com is Larry Michael (right), the Voice of the Washington Redskins. His staff includes TV veterans Tim DeLaney (left) and Marc Dress (center), along with Erin Skladany (seated). From the sideline to the locker room, Redskins.Com TV goes where no other outlet can, for the real story on the Washington Redskins 365 days a year!

ALL REDSKINS, ALL THE TIME

Introducing Redskins.com/TV

Your FREE backstage pass to Redskins Park and FedExField.

- Exclusive Video 24/7
- Late-breaking News
- Multiple Channels
- Cheerleader Videos
- AP Sports Feed
- Fan Forums
- Photo Galleries
- Weekly Chats with Coaches and Players
- Complimentary Downloads

Get the latest Redskins scoop 24 hours a day, seven days a week!
Redskins.Com/TV:
Where Fans Connect

www.redskins.com

Redskins.com TV More TV

0:00 Show Details Show Playlist

Redskins.com

ONLINE STORE Shop Now!

Message Boards Join the Discussion Now!

Player Spotlight



WASHINGTON REDSKINS

Charitable Foundation

2005 Washington Redskins Leadership Council

Daniel M. Snyder
Owner, Washington Redskins

Joe Gibbs
Honorary Chairman

Charlene J. Lefkowitz
Executive Director

Alexander Hahn
Director

Rebecca Mast
Special Events Coordinator

Christine Folkers
Executive Assistant

Honorary Committee

Ken Harvey
Sonny Jurgensen
Charles Mann
Art Monk



Presenting Sponsor

Leadership Council Members

A&R Foods, Ron Devine
Bank of America, William Couper
The Bernstein Companies, Adam Bernstein
Black Diamond Group, Robert Rothman
Catherine B. Reynolds Foundation,
Catherine B. Reynolds
The Cube Corporation Argentina,
Jack Mencia
Deloitte, Maritza G. Montiel
Digene Corporation, Evan Jones
Dominion Resources, Inc., Thomas Capps
EDS, Kevin Durkin
Ernst & Young, Marc Andersen
Ernst & Young, Deborah J. Kissire
Estrin International, Melvyn Estrin
E*TRADE Financial, Mitchell H. Caplan
FedEx Corporation, Frederick Smith



Title Sponsor

Fight For Children, Joseph E. Robert, Jr.
Freddie Mac, Maxine B. Baker
The Glenstone Foundation, Mitchell P. Rales
Infinity Broadcasting, Michael Hughes
The Larry King Cardiac Foundation,
Larry King
Marriott International, Inc.,
J.W. Marriott, Jr.
Nextel Communications, Robert L. Johnson
NVR, Inc., Dwight Schar
PreList America, Inc., Michael Caggiano
Strategic Management Consultants, LLC,
Richard Kay
Transaction Network Services, Inc.,
John McDonnell
Wachovia Bank, Sam Schreiber
The Washington Post, Donald Graham



Mission Statement: *To utilize the assets of the Washington Redskins and its corporate and community partners to make a positive and measurable impact on youth in the greater Washington, D.C. region in the areas of literacy, youth development, education, community service, health and wellness.*



COMMUNITY PROGRAMS

Fields for Tomorrow:

The Fields for Tomorrow Program renovates, upgrades and maintains football fields at high schools in need throughout Washington, D.C. and Prince George's County, Maryland. To date, 10 fields have been completely refurbished and renovated and are part of the Redskins field maintenance program.



Redskins All Stars:

Designed to encourage and promote community service and volunteerism among youth. Since 2002, more than 100,000 area youth have participated in the program. In 2002, 2003 and 2004, the Foundation has doubled youth participation in the All Stars Program and has reinvested over \$350,000 into youth organizations. The Freddie Mac Foundation is the 2005/2006 presenting sponsor.



4th & Life:

A curriculum-based program for high school athletes that focuses on what it takes to be successful on the field, in the classroom and in the workplace. The curriculum illustrates important life lessons by using examples from Redskins players, coaches and alumni. Over 5,000 high school athletes from 40 area high schools participate in the program each year, culminating with a player-led interactive forum at FedExField in November, sponsored by Coca-Cola.



Redskins Read:

Encouraging and promoting literacy among youth is the mission of the Redskins Read reading program. Staples and Verizon Reads, the 2005/2006 Redskins Read sponsors, and the Charitable Foundation produce and distribute 75,000 Redskins Read activity books to 150 local branch libraries, D.C. after-school programs and literacy centers. Local libraries receive grants to enhance their summer reading programs. Redskins' players continue to read to children at area locations throughout the year and participate in the national literacy event, Read Across America Day.



Coaches in the Classroom:

Coaches in the Classroom places academic coaches at area high schools throughout the region. The coaches help student-athletes create an academic game plan and prepare them to go onto college. Academic Coach partners for 2005 include the Fanny Mae Foundation, the Kimsey Foundation and the J. Willard and Alice S. Marriott Foundation. Current participating schools include Anacostia, Dunbar, Ballou, and Central High Schools in the District of Columbia and Prince George's County, Maryland.





WASHINGTON REDSKINS

*Charitable
Foundation*

SIGNATURE EVENTS/FUNDRAISERS

Welcome Home Luncheon:

Each August, the entire Washington Redskins football team, including players, coaches and alumni kick off the start of the NFL season with a special luncheon. All proceeds benefit the Charitable Foundation and the Washington Redskins Alumni Association.

Washington Redskins Golf Classic:

Washington Redskins coaches, players and alumni gather for a day of golf, fun and festivities. All proceeds benefit the Charitable Foundation. Redskins Head Coach Joe Gibbs serves as the honorary chairman of the tournament.

Yards for Youth:

Yards for Youth is a one-of-a-kind on-line fundraising campaign designed to raise funds for youth-based charitable organizations in the greater Washington region. Donors are able to pledge a specific amount of money on www.yardsforyouth.org for each offensive yard gained during the 2005 Washington Redskins season, benefiting their chosen children's charity.

For more information about the Washington Redskins Charitable Foundation, please call (703) 726-7111 or log onto www.redskins.com and click on community.

The Washington Redskins Charitable Foundation is a 501(c)(3) organization.





Help Raise Funds for Local Youth Based Charities

www.yardsforyouth.org



Public Relations and Media Information

Director of Public Relations
Patrick Wixted 703-726-7053

Assistant Director of Public Relations
Will Norman 703-726-7036

Media Relations Manager
Shelby Morrison 703-726-7095

Redskins PR can be reached via email:

last name.first.initial@redskins.com -- Example: wixtedp@redskins.com

Redskins PR Fax: 703-726-7086

Redskins Park
21300 Redskin Park Drive
Ashburn, VA 20147
703-726-7000

FedExField
1600 FedEx Way
Landover, MD 20785
301-276-6000

www.redskins.com



Patrick Wixted



William Norman



Shelby Morrison

GAMEDAY

Credentials: Accredited members of the media who cover the Washington Redskins and the NFL on a regular basis may apply for gameday credentials. For security purposes, the Redskins do not send paper credentials out ahead of gameday. All media that have been confirmed by Redskins PR will be given their paper credentials in person, with valid photo ID, on gameday. Requests must be written on the news organization's letterhead and mailed to Patrick Wixted at the above Redskins Park address. Requests can also be faxed to 703-726-7086, but should be followed up with a phone call. All credentials can be picked up at Media Will Call and Bag Check, located in the South Field Tunnel, beneath Gate B. Please be advised that all media must provide photo ID, and all bags will be checked by FedExField security. Guests are not permitted in the FedExField Press Box and credentials are issued to working press only.

Media Entrance: All media must enter the stadium at the South Field Tunnel, beneath Gate B. The credential desk opens three hours prior to kickoff.

Photographers: Sideline credentials for field photographers are issued by the Redskins PR department. Free-lance photographers who are not on specific assignment for a recognized sports or news publication will not be accredited. Credentials are marked to only allow photographers on one side of the field – either Home or Visitor.

Parking: Television trucks that provide satellite, uplink, or microwave functions will be parked in Lot B1. Media that wish to bring a truck to a Redskins game MUST contact Redskins PR by Tuesday preceding the game. Other media are welcome to park, free of charge, at the Media Parking Lot at Landover Mall. Regular shuttles provide transportation directly from Media Parking to FedExField. Directions: (See page 352 for directions to FedExField. Contact Redskins PR for detailed directions to Landover Mall Parking.)

Telephones: The Redskins provide a limited number of co-op credit card phones for copy transmission. Any media who wish to order a dedicated phone line must contact Redskins PR ahead of game day.

Post-game interviews: Members of the media seeking to conduct post-game interviews will be given access to players and coaches after the NFL-mandated "cooling off period." Access is available only to media with proper credentials. No still photography is allowed in the locker room. Redskins Head Coach Joe Gibbs and a key player will conduct their post-game press conference in the press interview room located on the field level of FedExField. The Visiting Head Coach will be available in the interview room located directly opposite the visiting locker room.

DURING THE WEEK

Releases/Stats: All press releases, rosters, depth charts, and up-to-date statistics are quickly available on the Redskins official website at www.redskins.com.

Coach Joe Gibbs will hold a Monday press conference (Tuesday, after Monday night games) in the media room at Redskins Park, at the end of the practice day. The press conference audio will be streamed live and archived on redskins.com. Check with Redskins PR for times.

Conference Calls: Coach Joe Gibbs and a player will be made available to visiting team media each Wednesday during the regular season. The Redskins will set up conference calls with the opposing team's coach and player for local media on the same day. Please check with Redskins PR for times.

Interviews: Coaches and players are available to the media coming off the field after practices. Additional interview requests for Redskin coaches, players or staff must come through the Redskins Public Relations Staff.

Access: During the regular season, players are available to accredited media during specific interview periods throughout the week. On Wednesdays, Thursdays and Fridays the locker room will be open for 45 minutes after the morning practice, around the lunch hour. In addition, players and coaches will be made available coming off the playing field after practices. Check with Redskins PR for practice and open locker room times. Players are off-limits on Saturdays and before games on Sundays.




WASHINGTON REDSKINS

OFFICIAL STORE



REDSKINS FOR LIFE.

We are your destination for Official Sideline Apparel, Exclusive Team Merchandise, and Apparel for Men, Women, and Children



You can shop online at any time. More locations coming soon. Just visit our website at www.redskins.com

NOW YOU CAN SHOP AT 12 LOCATIONS IN THE GREATER METRO AREA

Ballston Common Mall
Arlington, VA
703.528.1996

Potomac Mills
Prince William, VA
703.490.0666

Lakeforest Mall
Gaithersburg, MD
240.632.5477

Chesterfield Towne Center
Richmond, VA
804.897.7885

Tyson's Corner Center (I)
McLean, VA
703.893.0993

Montgomery Mall
Bethesda, MD
301.365.6662

**3 NEW LOCATIONS
OPEN THIS FALL**

SHORT PUMP TOWN CENTER
Richmond, VA

SPOTSYLVANIA MALL
Fredericksburg, VA

WHITE FLINT MALL
Rockville, MD

Dulles Town Center
Dulles, VA
703.430.0062

Springfield Mall
Springfield, VA
703.921.1060

Wheaton Plaza Mall
Wheaton, MD
301.949.8808

Fair Oaks Mall
Fairfax, VA
703.385.7730

MacArthur Town Center
Norfolk, VA
757.623.4825

Redskins Hall of Fame
Store at FedExField
301.276.6680



**ABSOLUTELY, POSITIVELY
MORE COMPLETIONS.**

WASHINGTON REDSKINS 2005 MEDIA GUIDE



When the Washington Redskins want to air it out, they call on FedEx Express.® With the most reliable, time-definite delivery to almost anywhere and a money-back guarantee, there's no better way to complete a pass. **Go Air. Go Ground. Go Football.**

FedEx
Express

FedEx is the Official Delivery Service of the Washington Redskins.

