

WASHINGTON REDSKINS

WASHINGTON REDSKINS 2006 MEDIA GUIDE

2006 MEDIA GUIDE





**ABSOLUTELY, POSITIVELY
MORE COMPLETIONS.**

*When the Washington Redskins want to air it out, they call on FedEx Express.[®] With the most reliable, time-definite delivery to almost anywhere and a money-back guarantee, there's no better way to complete a pass. **Go Air. Go Ground. Go Football.***

FedEx[®]
Express

FedEx is the Official Delivery Service of the Washington Redskins.

© 2006 FedEx. See fedex.com for details on the money-back guarantee.



More publications available at:

www.retroseasons.com/library/

2006 Schedule

2006 Pre-Season Schedule

Date	Opponent	Time	Television	Radio
Sun., Aug. 13th	at Cincinnati	8 p.m.	NBC	Redskins Radio Network
Sat., Aug. 19th	vs. New York Jets	8 p.m.	WUSA/CSN	Redskins Radio Network
Sat., Aug. 26th	at New England	8 p.m.	WUSA/CSN	Redskins Radio Network
Thurs, Aug. 31st	vs. Baltimore	8 p.m.	WUSA/CSN	Redskins Radio Network

2006 Regular Season Schedule

Date	Opponent	Time	Television
Monday, September 11	Minnesota Vikings	7 p.m.	ESPN/MNF
Sunday, September 17	@ Dallas Cowboys	8:15 p.m.	NBC/WRC
Sunday, September 24	@ Houston Texans	1 p.m.	FOX/WTTG
Sunday, October 1	Jacksonville Jaguars	4:15 p.m.	CBS/WUSA
Sunday, October 8	@ New York Giants	1 p.m.	FOX/WTTG
Sunday, October 15	Tennessee Titans	1 p.m.	CBS/WUSA
Sunday, October 22	@ Indianapolis Colts	4:15 p.m.	FOX/WTTG
Sunday, October 29	— OPEN DATE / BYE WEEK —		
Sunday, November 5	Dallas Cowboys	1 p.m.	FOX/WTTG
Sunday, November 12	@ Philadelphia Eagles	1 p.m.	FOX/WTTG
Sunday, November 19	@ Tampa Bay Buccaneers	1 p.m.	FOX/WTTG
Sunday, November 26	Carolina Panthers	1 p.m.	FOX/WTTG
Sunday, December 3	Atlanta Falcons	1 p.m.	FOX/WTTG
Sunday, December 10	Philadelphia Eagles	1 p.m.	FOX/WTTG
Sunday, December 17	@ New Orleans Saints	1 p.m.	FOX/WTTG
Sunday, December 24	@ St. Louis Rams	1 p.m.	FOX/WTTG
Saturday, December 30	New York Giants	8 p.m.	NFL Network

All Home Games in Bold — All Times Eastern — Subject to the NFL's Flexible Scheduling Week 10 - 17

2006 Post-Season Schedule

Saturday	January 6	AFC/NFC Wild Card Playoffs	NBC
Sunday	January 7	AFC/NFC Wild Card Playoffs	CBS/FOX
Saturday	January 13	AFC/NFC Divisional Playoffs	CBS/FOX
Sunday	January 14	AFC/NFC Divisional Playoffs	CBS/FOX
Sunday	January 21	AFC/NFC Conference Championships	CBS/FOX
Sunday	February 4	Super Bowl XLI <i>Dolphin Stadium, South Florida</i>	CBS
Sunday	February 10	AFC-NFC Pro Bowl <i>Aloha Stadium, Honolulu, Hawaii</i>	CBS

Contents

Ownership	Daniel M. Snyder	6
	Ownership Group	8
Coaches and Football Staff	Joe Gibbs	12
	Al Saunders	15
	Gregg Williams	17
	Joe Bugel	19
	Assistant Coaches	20
	Scouting	34
	Athletic Trainers	42
	Equipment Managers	43
	Video Department	44
	Redskins Staff	46
Players	Veterans	53
	Draft Picks	195
	Players With NFL Experience	202
	Rookies	209
	Rosters	215
Statistics	2005 Statistics	220
	Defensive Statistics	221
	2005 Season In Review	223
	2005 NFL Standings/Postseason	232
Redskins Records	Team Records	234
	Defensive Records	240
	Individual Records	243
	Opponent Individual Records	253
	Won-Lost Records	254
	NFL Attendance Records	254
	Postseason Records	255
	Single Game Records	260
	The Last Time	261
Redskins History	Yearly Leaders	263
	Year-by-Year Team Statistics	271
	100-300 Yard Games	273
	Pro Bowl Redskins	277
	Draft Choices	278
	All-Time Coaches	286
	All-Time Assistants	287
	History of the NFL	288
	Hall of Famers	289
	Redskins Milestones	290
	All-Time Honor Roll/Numbers	297
	Overtime Games	317
	Preseason Results	319
	Year-by-Year Results	321
Sidelines	FedExField	366
	Redskins Park	370
	Training Camp	371
	Redskins Radio Network	373
	Cheerleaders	374
	Redskins.com / Redskins TV	378
	Redskins Charitable Foundation	380
	Media Information	384

MEDIA GUIDE CREDITS

The Washington Redskins 2006 Media Guide is written and published by the Redskins Public Relations Department, and is provided to assist the media in their coverage of the team. Information contained herein was compiled by current and previous Redskins public relations staffs.

Editors: Patrick Wixted, William Norman and Shelby Morrison.

Editorial Assistance: Karl Swanson, Gary Fitzgerald, Casey Husband, Brian Hosmer, Chris Helein, Jonathan Butnick, Megan Imbert and Jeff Day. Special thanks to John Konoza for his continued assistance with the Records & History section. Research and statistical assistance also provided by Elias Sports Bureau, Stats Inc. and Total Football.

Photography: Don Wright, Mitchell Layton, John Lesko, Nate Fine, Bill Wood, and Jack Hutzman/MHConcepts.com, Greg Fiume, Mike Smith/Aerial Views and College SID's of the 2006 Draftees. Special thanks to Doug Pensinger (cover) and Getty Images.

Graphic Design: Katherine D. Myrick.

Printing: Kathy and Rusty Coolidge
Chroma Graphics, Inc.
Upper Marlboro, MD

The 2006 Media Guide may be used for personal or editorial use only. Any commercial use of this information is prohibited without prior written consent of the Washington Redskins.

Copyright©2006 Pro Football Inc. All Rights Reserved.

Index

100-Yard Receiving Games	#	275
100-Yard Pushing Games		273
300-Yard Passing Games		274
2005 Final NFL Standings		232
2005 Season In Review		223
2005 Statistics		220
2006 NFL Schedule		364
2006 Preseason Schedule		363
2006 Redskins Schedule		1
A		
All-Time Assistant Coaches		287
All-Time Coaching Records		286
All-Time Draft Choices		278
All-Time Numbers		307
All-Time Results		321
Alphabetical Roster		216
Alumni		375
Assistant Coaches		20
Athletic Trainers		42
Attendance at FedExField		36
B		
Bubba Tyer		42
C		
Cerrato, Vinny		34
Charitable Foundation		380
Cheerleaders		374
Coaching Staff List		219
D		
Defensive Records		240
Draft Choices (All-Time)		278
Draft Pick Bios		195
F		
FedExField		366
Fight Song		376
First Picks (1936-2006)		286
Front Office Bios		34
Future Superbowls		37
G		
Game-by-Game Stats, 2005		222
Gibbs, Joe		12
Gregg Williams		17
Grounds Crew		372
H		
Hail to the Redskins		376
Hall of Famers		289
History, NFL		288
History, Redskins		290
Hogettes		377
Honor Roll		297
I		
Important Dates in 2006-07		362
Individual Records		243
Individual Records, Opponent		253
Internet Site		378
L		
Last Time		261

Media Information	M	384
Milestones, Redskins		290
N		
NFL History		288
NFL Phone Numbers		362
NFL Schedule		364
Nicknames		31
O		
Overtime Games		317
Ownership Group		8
P		
Players w/NFL Experience Bios		202
Postseason Records		255
Preseason Results (1961-2005)		319
Preseason Schedule		363
Press Info		384
Pro Bowl Redskins		277
Pronunciation Chart		217
R		
Radio Network		373
Redskins Cheerleaders		374
Redskin Park		370
Redskins Milestones		290
Redskins Super Bowl MVPs		262
Road Hotels		23
Roster, Alphabetical		216
S		
Schedule, Redskins		1
Schedule, NFL		364
Schedule, NFL Preseason		363
Scouts		34
Sellouts		254
September 14, 1997 - First Game		369
Single Game Records		260
Snyder, Arlette		8
Snyder, Daniel M.		6
Snyder, Michele		8
Statistics, 2004 Cumulative		220
Statistics, Defensive		221
Stats Crew		372
Super Bowl MVP's		262
Super Bowls, Future		37
T		
Team Records		234
Top draft picks		286
Trainers, Athletic		42
Training Camp		371
Training Camp History		25
U		
Undrafted Free Agents Bios		209
V		
Veteran Player Bios		53
W		
Won-Lost Records		254
www.redskins.com		378
Y		
Year-by-Year Stats (1970-2005)		321
Yearly Leaders		263

How the Redskins Were Built



YEAR	DRAFTEES	VETERAN FREE AGENTS	WAIVERS/ TRADES	ROOKIE/1st YEAR FREE AGENTS
1999	Jon Jansen (2)			
2000	Chris Samuels (1)			
2001		Ethan Albright (Buf) Lemar Marshall (Den)		
2002	Ladell Betts (2) Rock Cartwright (7)	Renaldo Wynn (Jax)		
2003	Taylor Jacobs (2) Derrick Dockery (3)	John Hall (NYJ) Randy Thomas (NYJ)	Nic Clemons Ade Jimoh	
2004	Sean Taylor (1) Chris Cooley (3) Jim Molinaro (6)	Khary Campbell (NYJ) Phillip Daniels (Chi) Demetric Evans (Dal) Cornelius Griffin (NYG) Cedric Killings (Minn) Joe Salave'a (SD) Mike Sellers (CFL) Shawn Springs (Sea) Marcus Washington (Ind)	Mark Brunell (t-Jax) Clinton Portis (t-Den) James Thrash (t-Phil)	Ryan Boschetti Chris Clemons
2005	Carlos Rogers (1) Jason Campbell (1) Manuel White (4) Robert McCune (5) Nehemiah Broughton (7)	Brock Forsey (Chi) Warrick Holdman (Cleve) David Patten (NE) Pierson Prioleau (Buf) Casey Rabach (Bal)	Santana Moss (t-NYJ)	Jon Alston Jonathan Combs Steven Harris
2006	Roger McIntosh (2) Anthony Montgomery (5) Reed Doughty (6) Kedric Golston (6) Kili Lefotu (7) Kevin Simon (7)	Adam Archuleta (STL) Andre Carter (SF) Todd Collins (KC) Christian Fauria (NE) Mike Pucillo (Cle) Antwaan Randle El (Pit) Tyson Walter (Hou) Kenny Wright (Jax)	Brandon Lloyd (SF)	Manaia Brown Mike Espy John Eubanks Derrick Fenner Jasper Harvey Spencer Havner Chris Hawkins Tyler Jones Kili Lefotu David Lonie Jesse Lumsden Vaka Manupuna Ikechuku Ndukwe Buck Ortega Chris Pino Calen Powell Joe Sykes Aric Williams Dennard Wilson Jonta Woodard



Ownership

OWNERSHIP

COACHES

PLAYERS

STATISTICS

RECORDS

HISTORY

SIDELINES



Daniel M. Snyder

Owner & Chairman

On the heels of the Washington Redskins playoff appearances, Owner Daniel M. Snyder, 41, has positioned the team for a successful 2006 campaign both on and off the field.

Since assuming ownership in 1999, Snyder has consistently provided the organization the building blocks that culminated in last season's 10-6 record, followed by two playoff trips. And off the field the team's business and marketing expertise was cited by *Forbes* magazine as the primary reason the Redskins are the nation's most valuable sports franchise, and the second most valuable sports organization in the world.

Snyder's business interests extend beyond the National Football League, where he serves on the Broadcast Committee and Ventures Committee. He is founder and Chairman Emeritus of the Board of inVentiv Health (NASDAQ: VTIV), one of the most successful financial performers on the NASDAQ stock exchange. He also is Chairman of the Board of Six Flags, Inc., (NYSE: SIX) where he is also the largest shareholder through his RedZone LLC private investment firm. Additionally, Snyder is founder and a member of the Board of Red Zebra Broadcasting, Inc., and a managing partner of RedZone Capital, a private equity firm. He is active in a variety of other private business ventures, both as an investor and as an advisor to management.

Snyder was founder, Chairman and CEO of Snyder Communications, Inc., (at the time he was the youngest CEO of a New York Stock Exchange company). From its launch in 1985 the company grew to a global organization of 12,000 employees, 77 offices in 16 countries, and more than \$1 billion in annual revenues. The company's leading role in providing over 200 of the Fortune 500 client base with targeted

marketing solutions, including advertising and marketing services, led to its acquisition in March 2000 by the French marketing firm Havas for more than \$2.3 billion, at the time the largest such merger in the history of the advertising/marketing industry.

Snyder is one of the Washington area's most prominent community leaders. He is active in the Larry King Heart Foundation, and devotes most of his public philanthropic efforts to Washington's Children's National Medical Center and the Center for Missing and Exploited Children. His support enabled construction of the Snyder Family Emergency Medicine and Trauma Center at Children's Hospital. He is a member of the Children's Hospital Foundation Board of Directors. He also funded construction of the Daniel M. Snyder and Family Communication Center at the Center for Missing and Exploited Children. Each day the Center handles hundreds of calls from around the nation from law enforcement organizations, parents of missing children, runaways seeking help and people responding to the Center's well-known awareness campaigns on behalf of missing children. He also serves on the Executive Board of the Martin Luther King Memorial Project and is a member of Business Executives for National Security.

Snyder founded the Washington Redskins Charitable Foundation in 2000. The Foundation draws on the prominence and leverage of the Redskins organization to fund and further community projects such as summer reading programs, community-based redevelopment initiatives and renovation of high school football facilities throughout Maryland, Virginia and Washington, D.C.

REDSKINS OWNERSHIP HISTORY

Daniel M. Snyder is the third majority owner in the history of the Washington Redskins franchise.

George Preston Marshall (1932-1969)

Jack Kent Cooke (1969-1997)

(The Estate of Jack Kent Cooke 1997-1999)

Daniel M. Snyder (July 14, 1999 - present)

Ownership Group

Arlette Snyder, Michele Snyder,
Robert Rothman, Dwight C. Schar, Frederick W. Smith

Since the early days of his business career, from his home office as a teenager through the founding of Snyder Communications in Bethesda, MD, to ownership of the Washington Redskins, Daniel M. Snyder has surrounded himself with trusted advisors and supporters. It is those family members and associates who round out the ownership group of the Washington Redskins.

Before launching a business initiative or making a critical business decision, they are the key individuals Snyder has turned to as partners, advisors, and confidants.

Snyder's sister **Michele Snyder**, a founder of Snyder Communications, shares his ambitious spirit. Her creativity, operational skills, and business instincts have played an instrumental role in the success of Team Snyder over the years.

A calm and steadying influence have been the contributions of **Gerry and Arlette Snyder**, parents of the Redskins owner. A long-time journalist and author with more than two dozen books to his credit, Gerry Snyder was editor-in-chief of Snyder Communications during the early years of the company. Gerry Snyder died in 2003 at age 69. The team training facility at Redskins Park has been named in his memory. Arlette Snyder, who maintains the family ownership position in the team, continues her role as a primary advisor to the owner and his other partners.

Robert Rothman is Chairman and CEO of Florida Bank Group, Inc., and Black Diamond Group, Inc., in Tampa, Florida. He was Chairman of the Board and Chief Executive Officer of Consolidated International Group, Inc., which owned and operated insurance companies in Europe and North America, from 1987 to 1999.

Prior to founding the Consolidated Group of companies in 1987, he was Executive Vice President and Chief Financial Officer of Beneficial Insurance Group. Rothman began his career with Ernst & Whinney in New York after graduating from the University of Chicago.



Arlette Snyder



Michele Snyder

He obtained a B.A. Degree in Economics from Queens College of the City University of New York, and an MBA in Finance from the University of Chicago, Graduate School of Business.

Rothman is a member of the Advisory Council for the University of Chicago Graduate School of Business; Vice Chairman of Moffitt Technologies Corporation, and a Director at H. Lee Moffitt Cancer Center & Research Institute, Inc. He is also a trustee of the University of Tampa; and currently supports several other community non-profit institutions in Tampa and the Washington, DC, area.

Dwight C. Schar is the Chairman of the Board and Chief Operating Officer of NVR, Inc., the sixth-largest home builder in the United States. The company is comprised of the building operations of Ryan Homes and NVHomes. Also under the NVR umbrella is NVR Financial, and is comprised of NVR Mortgage and NVR Settlement Services. The company is based in Reston, Virginia, and is traded on the American Stock Exchange.

Schar is extremely active in the greater Washington community, involved in numerous business and educational groups, as well as on a political level as National Finance Chair of the Republican National Committee. He is also on the Board of Directors of Six Flags, Inc., and for the Mercatus Center at George Mason University. He is a trustee of the Virginia Commonwealth University, School of Engineering Foundation; and sits on the Virginia Business and Higher Education Council. He was



Robert Rothman



Dwight Schar



Frederick W. Smith

also an appointee to The President's Advisory Committee on the Arts for the Kennedy Center.

Previously, Schar was a member of the board of directors for the Pittsburgh Pirates, First American Banks, the Northern Virginia Building Industry Association, Bell Atlantic Company of Virginia, and the United Way of the Capital Area. He has been a trustee for the George Mason University Foundation, Ashland University and the Virginia Foundation of Independent Colleges. He has also been a council member of the Northern Virginia Roundtable, and the Governor's Regional Economic Development Council. Schar is a graduate of Ashland University.

Frederick W. Smith is chairman, president and chief executive officer of FedEx Corporation, a \$32-billion global transportation, business services and logistics company.

Smith is responsible for providing strategic direction for all FedEx Corporation operating companies, including FedEx Services, FedEx Express, FedEx Ground, FedEx Freight and FedEx Kinko's. FedEx serves more than 220 countries and territories with operations that include 677 aircraft and over 70,000 vehicles. More than 260,000 employees and independent contractors worldwide handle more than 6 million shipments each business day. Since founding FedEx in 1971, Smith has been an active proponent of regulatory reform, free trade and "open skies agreements" for aviation around the world.

FedEx has continued to strengthen its industry leadership over the past 33 years, and has been

widely acknowledged for its commitment to total quality service. FedEx Express was the first service company to win the Malcolm Baldrige National Quality Award in 1990. In addition, FedEx has consistently been ranked on FORTUNE Magazine's industry lists, including "World's Most Admired Companies" (No. 4, 2006); "America's Most Admired Companies" (No. 2, 2006); No. 1 on the Delivery Industry list (2005); is in the "Hall of Fame" for claiming a spot on the "100 Best Companies to Work For" list since its inception (1998-2005) and is a FORTUNE Blue Ribbon Honoree for having appeared on five of the magazine's exclusive trademarked lists in 2005.

Smith has served on the boards of several large public companies and the St. Jude Children's Research Hospital and Mayo Foundation Boards. He was formerly chairman of the Board of Governors for the International Air Transport Association and the U.S. Air Transport Association. Smith is chair of the Business Roundtable's Security Task Force, and a member of the Business Council and the CATO Institute. He served as chairman of the U.S.-China Business Council and is the current chairman of the French-American Business Council. Smith served as co-chairman of the U.S. World War II Memorial Project and was named Chief Executive Magazine's 2004 "CEO of the Year."

Born in 1944 in Marks, Miss., Smith attended Yale University, where he earned a B.A. in 1966. Smith served as an officer in the U.S. Marine Corps from 1966-1970.

Redskins Firsts



■ The Washington Redskins became the first and only team in NFL history to win a World Championship in their first year by defeating the Chicago Bears 28-21 to claim the 1937 title. On February 13, 1937, the National Football League approved the transfer of the Boston Redskins franchise to Washington, D.C. The Redskins, in their first season in Washington, compiled an 8-3 record on the road to the NFL title.

■ On September 16, 1937, the Redskins played their first game in D.C. Washington was victorious over the New York Giants at a flood-lighted Griffith Stadium, 13-3.

■ On August 9, 1938, the Washington Redskins formed the NFL's first marching band. Later, on August 17, 1938, "Hail to the Redskins" made its debut as the first fight song by any team in the NFL.

■ In 1938, the Redskins became the first team in the NFL to have its own radio network carry all its games.


■ In 1950, the Washington Redskins became the first team in the NFL to have all its games televised locally. On September 26, 1954, the Redskins became the first team in the NFL to have its game televised regionally, when their contest at San Francisco was televised back to Washington and throughout the South.

■ The first regular season game at D.C. stadium (re-named RFK Stadium in 1968) was played on October 1, 1961.

■ It didn't come easy, but on December 17, 1961 the Redskins finally got their first D.C. Stadium win in the '61 season finale with Dallas. Dickie James scored four touchdowns, a Redskins single-game record (Larry Brown tied it in 1973), to lead the Redskins to a 34-24 victory. The win ended a 23-game undefeated streak for the Redskins dating back to the 1960 season.

■ The Washington Redskins became the first and only team in NFL history to win three Super Bowls (XVII, XXII, XXVI) with three different quarterbacks (Joe Theismann, Doug Williams, Mark Rypien).

■ On September 14, 1997, the Redskins opened their new stadium, now called FedExField, with a thrilling 19-13 overtime victory against the Arizona Cardinals in front of a record crowd of Washington fans.



OWNERSHIP

COACHES

PLAYERS

STATISTICS

RECORDS

HISTORY

SIDELINES



Coaches/ Staff

Joe Gibbs

Head Coach and Team President


23rd NFL Season/15th Redskins

The progress that the Redskins have been able to make under the leadership of head coach Joe Gibbs is nothing short of remarkable. In the second season of the Hall of Fame coach's second stint with the franchise, the Redskins compiled a 10-6 regular-season mark, returned to the playoffs for the first time since 1999 and gave the NFC champion Seattle Seahawks all they could handle in the second round of the 2005 postseason. To augment all of that, Gibbs, his coaching staff and Redskins administrators and scouts worked feverishly in the recently-completed offseason to take matters a step further.

It should come as no surprise that Gibbs has been such a key figure in the Redskins' rejuvenation. His first stint with the team, 12 celebrated seasons between 1981 and 1992, was highlighted by three Super Bowl wins. Insofar as 2006 is concerned, Gibbs once again can depend upon one of the NFL's most experienced and talented coaching staffs. It figures to be even better, with the additions of Al Saunders and Jerry Gray. Wide receivers Antwaan Randle El and Brandon Lloyd, defensive end Andre Carter and safety Adam Archuleta joined the club in the offseason. Other veteran additions include tight end Christian Fauria, quarterback Todd Collins and cornerback Kenny Wright. Draft day 2006 brought former Miami Hurricane linebacker Rocky McIntosh and five other young Redskins hopefuls. Those players join a solid nucleus of Redskins veterans. Shawn Springs, Cornelius Griffin, Marcus Washington, Phillip Daniels and Sean Taylor are expected to headline the defense. Clinton Portis, Chris Cooley, Santana Moss, Chris Samuels, Jon Jansen and Mark Brunell are projected as leaders of the offense.

When Gibbs and the Redskins put together their six-game winning streak late in the 2005 campaign, they showed the rest of the NFL—and particularly their fierce rivals in the NFC East—that they're once again a force to be reckoned with.

On January 7, 2004, Snyder named Gibbs the Head Coach and team president of the franchise, welcoming back one of the most respected and successful figures in Washington Redskins and Washington sports history. Gibbs brought back his relentless work ethic, demanding leadership style, and tradition of excellence and respect that defined his tenure with the team for 12 glorious years.



Gibbs, who coached the team from 1981 to 1992, turned the Redskins into an NFL dynasty. He led the Redskins to four Super Bowls — winning three titles — and accumulated a 124-60 record during regular-season play and an amazing 16-5 post-season record (.762 win percentage). No Redskins coach has enjoyed such success on the playing field.

Among NFL coaches, Gibbs holds a special place as well. His 157 wins is the 12th best in NFL history, accomplished in just 14 seasons, four seasons less than his 11 counterparts. His all-time win percentage of .661 is the third-best among all NFL coaches with more than 125 wins (Don Shula and George Halas).

In 2006, Gibbs will once again lead one of the NFL's most experienced and talented coaching staffs. During the 2006 offseason, Gibbs added well-known offensive mind Saunders from the Kansas City Chiefs to run the offense. Saunders joins assistant head coach/offense Joe Bugel and assistant head coach/defense Gregg Williams. Bugel is widely recognized as one of the top offensive line coaches in NFL history. Under Williams, one of the leading defensive minds in the game, the Redskins' defense finished No. 3 in the NFL a season ago. An adjustment to Gibbs' coaching staff for 2006 is quarterbacks coach Bill Lazor's promotion from offensive assistant.

Wide receivers Antwaan Randle El and Brandon Lloyd, safety Adam Archuleta and defensive end

Andre Carter as well as tight end Christian Fauria and quarterback Todd Collins joined the club in the offseason. Draft day selections included linebacker Rocky McIntosh from the University of Miami.

Those players join a solid nucleus of Redskins veterans. Shawn Springs, Cornelius Griffin and Marcus Washington are expected to headline the defense. Clinton Portis, Chris Cooley, Jon Jansen, Chris Samuels, and Mark Brunell are projected as leaders of the offense.

Gibbs took the helm of the Washington franchise as a rookie head coach in 1981 and turned the Redskins into a winning machine. After just his second season, he led his Redskins team to Super Bowl XVII, beating the Miami Dolphins 27-17. He returned to the Championship game in 1983 and was named NFL Coach of the Year. The Redskins went on to win Super Bowls XXII and XXVI under his watch, building a tradition of excellence that has remained unmatched to this day. Four coaches have won three Super Bowls in NFL history. Only one, Joe Gibbs, has done it with three different quarterbacks, spread out over a nine-year period.

An offensive innovator, Gibbs utilized both the short and long passing games, getting the most out of offensive talent such as quarterbacks Mark Rypien and Joe Theismann, and receivers Art Monk, Gary Clark and Ricky Sanders during his first tenure with the team. He popularized three-receiver sets and the trend of using an H-back as a way of neutralizing opponents' pass rush efforts. His dominating offensive line, tagged the "Hogs" during the late 1980s and early 90s, was a constant throughout the Gibbs' years, and included mainstay leaders such as Russ Grimm, Mark May and Joe Jacoby. They opened up holes for some of the Redskins' most successful running backs, including Hall of Famer John Riggins and running backs coach Earnest Byner.

In all, Gibbs' Redskins recorded 11 winning seasons during his 12 years, taking the team to the

playoffs eight times. In the history of the NFL, only Vince Lombardi and Bill Belichick have had better playoff win percentages. He began his coaching career at San Diego State, his alma mater, under Don Coryell. He joined the Aztecs staff in 1964 as a graduate assistant and coached the offensive line during a period when the team won 27 of 31 games, including an 11-0 mark in 1966.

In 1967, Gibbs joined Bill Peterson's staff at Florida State as offensive line coach and was part of a 15-4-1 record over two seasons. In 1969, John McKay brought Gibbs to USC and the Trojans went 15-4-1 over the next two years. The winning ways continued when Gibbs joined Frank Broyles' staff at Arkansas and the Razorbacks recorded a 14-8-1 mark over the 1971-72 seasons.

Gibbs and Coryell were reunited in 1973 when the latter named Gibbs offensive backfield coach for the St. Louis Cardinals. From 1973-77, the Cardinals were 42-27-1, earning two NFC East titles.

In 1978, Gibbs became Tampa Bay's offensive coordinator under McKay. After one season with the Buccaneers, Coryell called again in 1979 and tabbed him as offensive coordinator at San Diego. In two seasons as the pilot for "Air Coryell," Gibbs helped the Chargers win two AFC West titles behind the record-setting passing of Dan Fouts. His brilliant coaching career then caught the attention of Jack Kent Cooke, who named Gibbs the Washington Redskins' 17th head coach on January 13, 1981.

Gibbs took his rightful place among other NFL legends in 1996, when he was inducted into the Pro Football Hall of Fame in Canton, Ohio.

His leadership skills have not been relegated to just the football playing field. In 1993, he left the Redskins and the NFL at the pinnacle of his career, looking to spend more time with his family and his NASCAR race team, established in 1991. He quickly established Joe Gibbs Racing into a force to be reckoned with on the NASCAR circuit, assembling a

Career of a Legend - Joe Gibbs

Year	Regular Season				Postseason			Overall			
	W	L	T	Pct	W	L	Pct	W	L	T	Pct
1981	8	8	0	.500	0	0	.000	8	8	0	.500
1982	8	1	0	.889	4	0	1.000	12	1	0	.923
1983	14	2	0	.875	2	1	.667	16	3	0	.842
1984	11	5	0	.688	0	1	.000	11	6	0	.647
1985	10	6	0	.625	0	0	.000	10	6	0	.625
1986	12	4	0	.750	2	1	.667	14	5	0	.737
1987	11	4	0	.733	3	0	1.000	14	4	0	.778
1988	7	9	0	.438	0	0	.000	7	9	0	.438
1989	10	6	0	.625	0	0	.000	10	6	0	.625
1990	10	6	0	.625	1	1	.500	11	7	0	.695
1991	14	2	0	.875	3	0	1.000	17	2	0	.895
1992	9	7	0	.563	1	1	.500	10	8	0	.556
2004	6	10	0	.375	0	0	.000	6	10	0	.375
2005	10	6	0	.625	1	1	.500	11	7	0	.695
Totals	140	76	0	.648	17	6	.739	167	82	0	.651



team that would go on to find success similar to what he achieved in the NFL. In just his second year, Gibbs' team, with driver Dale Jarrett, won the Daytona 500, the sport's premier event. He would go on to recruit drivers Bobby Labonte and Tony Stewart, both of whom have flourished with Joe Gibbs Racing, taking the NASCAR season-long championship Winston Cup crowns in 2000 (Labonte) and 2002 (Stewart). Stewart also won the Nextel Cup crown in 2005.

His success on the playing field and the race track is matched by his involvement in the community. Gibbs is the founder of Youth for Tomorrow, a home for troubled teenage boys and girls in Bristow, VA. The foundation houses 20-40 children year-round, with an extensive staff that teaches, cares and instills in teens principles they

can use to guide themselves when they leave the home. Over the years, Gibbs' personal commitment and time at the home has turned hundreds of kids away from drugs, alcohol and crime, while demonstrating to them that they are each a valuable and important asset to this world.

Gibbs makes his permanent home in Charlotte, NC, with his wife Pat, and enjoys what free time he has with his family. His oldest son, J.D., remains in North Carolina at the helm of Joe Gibbs Racing, with his wife Melissa and sons, Jackson, Miller, Jason and Taylor. Coy Gibbs works beside his father on the Redskins' coaching staff, and is joined in Virginia by his wife, Heather, and their three children: sons, Ty and newborn Case, and daughter, Elle.

Gibbs in the Postseason

In 1991, Joe Gibbs joined Don Shula (6), Tom Landry (6), Chuck Noll (4) and Bud Grant (4) as the only head coaches in the NFL to make four or more appearances in the Super Bowl. His three Super Bowl wins surpassed Vince Lombardi, Shula and Landry, and tied him with Bill Walsh and more recently, Bill Belichick, for the second most victories in the Championship game.

Gibbs became the only coach in NFL history to win three Super Bowls with three different starting quarterbacks. He won Super Bowl XVII (27-17) with Joe Theismann, Super Bowl XXII (42-10) with Doug Williams, and Super Bowl XXVI (37-24) with Mark Rypien.

His 17-6 (.739) playoff record remains among the best, and his 17 playoff wins ties him for first all-time with Don Shula among NFL coaches. Among coaches with 100 career victories, he owns the third best mark in NFL history.

Coach	Team	Postseason Record	
Vince Lombardi	Packers	9-1-0	.900
Bill Belichick	Browns, Patriots	11-2-0	.846
Joe Gibbs	Redskins	17-6-0	.739

Youth for Tomorrow

Youth for Tomorrow (YFT) is a residential private school and counseling center for 80 at risk teenage boys and girls from the metropolitan area. These children (ages 11-17) live in homes on a 200 acre campus near Manassas, Virginia. Founded by Redskins Head Coach Joe Gibbs in 1986, YFT provides care 24 hours per day, 365 days per year. Each Resident attends YFT's accredited secondary school (230 days school year), receives supervision from Houseparents and Counselors who work closely with the resident's parent(s), probation officers, YFT teachers, social workers and other professional staff. Firm in the belief that area teenagers could benefit from a residential care facility combining rehabilitation, faith, education and loving care, Coach Gibbs, with the help of hundreds of private donors, organizations and corporations have served 770 area children and their families.



Al Saunders

Associate Head Coach – Offense

24th NFL Season/1st Redskins



Regarded as one of the most accomplished and innovative offensive minds in all of football with experience as both a head coach and offensive coordinator, Al Saunders enters his first season directing the Washington Redskins offense.

Saunders owns 24 years of NFL coaching experience and recently finished his 15th coaching campaign with the Kansas City Chiefs. He served the past five seasons as Assistant Head Coach and Offensive Coordinator under Head Coach Dick Vermeil. He also coached with Vermeil in St. Louis, leading their offense to a Super Bowl title in 2000. He previously served a 10-year stint as Assistant Head Coach/Wide Receivers Coach under then head coach Marty Schottenheimer from '89-98. During that 10-year span, he was part of a Chiefs' coaching staff which helped guide Kansas City to three AFC West titles and seven playoff berths. In total, Saunders has been associated with 11 postseason appearances, five division crowns and a World Championship during his NFL tenure. Saunders was named USA Today's Offensive Coach of the Year in 2005.

Saunders had tremendous success in 2005 leading the Kansas City Chiefs offense to a number one overall ranking in the NFL for the second consecutive season. Overall, the Chiefs' offense supplied five 2006 Pro Bowlers on offense.

Last season, Saunders coached the most explosive offense in the NFL, leading the League with 70 total plays over 20 yards including an NFL-high 15 touchdowns. Kansas City also led the League in yards per play (5.85) and topped the NFL in eight other offensive categories.

In 2004, the Chiefs led the NFL in total offense for the first time in franchise history, accumulating a franchise-record 6,695 yards or an average of 418.4 ypg. In the process, Kansas City established an NFL record with 398 first downs, breaking the previous mark of 387 set by the '84 Dolphins.

In total, the 2004 Chiefs ranked in the NFL's top five in each of the four major offensive categories for the first time in team history: total offense (1st - 418.4 ypg), scoring offense (2nd - 30.2 ppg), pass offense (4th - 275.4 ypg) and rush offense (5th - 143.1 ypg). Last season, Kansas City also led the NFL in 24 different offensive categories, while tying or breaking 18 different single-season team records, including marks for offensive TDs (58), third-down conversion percentage (47.2%), most games with 400 or more yards of total offense (nine) and most consecutive 400-yard games (five).

Under Saunders, the Chiefs received unprecedented production in the running game. Kansas City tied a 42-year-old NFL record by registering 63 rushing TDs over the 2003-04 seasons, a two-season mark originally established by the '61-62 Packers. Those numbers were bolstered by three-time Pro Bowl running back Priest Holmes who registered an NFL-record 27 rushing TDs in 2003. The 2004 Chiefs owned the distinction of becoming the first team in league history to have three different backs produce a 150-yard rushing game in a season and were the only NFL squad to ever rush for eight TDs in a league contest.

Simply put, Saunders has presided over the NFL's most prolific scoring offense over the last five seasons. During that span, no NFL team has registered more points than the 2,157 accumulated by the Chiefs. In 2004, Kansas City scored 30+ points in five consecutive games, a first in team history. The Chiefs led the NFL in scoring in both 2002 and 2003, becoming the first AFC team to lead the league in scoring in back-to-back seasons since San Diego in '81-82. During the 2003 season alone, the Chiefs piled up a franchise-record 484 points after registering a league-high 467 points in 2002.

Dating back to 2001 when Saunders took over as offensive coordinator, the Chiefs rank first in the NFL with 30,470 net yards of total offense (379.3 ypg). The Chiefs' opponent numbers during that 80-game span

Al Saunders' Coaching Career

1970-71 (Graduate Assistant-Univ. of Southern California), 1972 (Univ. of Missouri-Wide Receivers), 1973-75 (Utah State-Offensive Backfield), 1976-81 (Univ. of California-Offensive Coordinator), 1982 (Univ. of Tennessee-Offensive Coordinator/Quarterbacks), 1983-86 (San Diego Chargers-Wide Receivers), 1986-88 (San Diego Chargers-Head Coach), 1989-98 (Kansas City Chiefs-Asslt. Head Coach/Wide Receivers), 1999-00 (St. Louis Rams-Assoc. Head Coach/Wide Receivers), 2001-05 (Kansas City Chiefs-Asslt. Head Coach/Offensive Coordinator)

from 2001-05 are also the league's best in the following seven categories: offensive TDs (262), rushing TDs (131), total first downs (1,760), Red Zone TD percentage (64.1%), runs of 10+ yards (312), passing yards per attempt (7.83) and passing yards per completion (12.61).

Since Saunders returned to Kansas City in 2001, eight different Chiefs offensive players earned Pro Bowl honors. While the Chiefs ground exploits are well-documented, Kansas City has also developed a prolific passing attack under Saunders' direction. In 2004, Green boasted a franchise-high eight 300-yard passing games as Kansas City rolled up franchise records with 374 completions and 4,406 net passing yards. Kansas City also established team records with 228 passing first downs and an overall 65.95 completion percentage. Meanwhile, Gonzalez shattered the NFL single-season receiving record for tight ends with 102. The Chiefs also boasted a 1,000-yard receiving tandem for just the second time in team history as both Gonzalez (1,258) and WR Eddie Kennison (1,086) topped that lofty plateau. Green finished the 2005 season with a QB rating above 90 for the fourth consecutive year, joining Brett Favre and Steve Young as the only three quarterbacks in NFL history to do so.

But record-breaking numbers were the norm for Kansas City's offense under Saunders. In 2003, the Chiefs led the league in 18 different offensive categories, including virtually every Red Zone category. That season, Kansas City owned NFL-high marks in Red Zone points (324), Red Zone TDs (42), Red Zone scoring percentage (98.1) and Red Zone TD percentage (77.8).

In 2002, Kansas City broke or tied 22 single-season team offensive records. Most notably, Kansas City turned the ball over a franchise-low 15 times (non-strike season) and broke two long-standing NFL records by fumbling just seven times and losing only two of those fumbles. The Chiefs averaged 148.6 rushing yards per game to rank third in the NFL as Holmes finished the year with 2,287 yards from scrimmage, 1,615 ground yards and nine 100-yard rushing games, all figures which established team single-season records.

Prior to rejoining the Chiefs, Saunders spent two seasons with St. Louis where he coached wide receivers and also served as associate head coach in 2000. During that two-year span, Saunders helped revitalize a Rams offense as the club steamrolled its way to a 13-3 regular season record in '99 and a triumph over Tennessee in Super Bowl XXXIV.

Presiding over high-flying offenses is nothing new for this veteran coach. In 2000, Saunders was part of a St. Louis coaching staff which helped the Rams score 540 points (33.8 ppg), the third-highest single-season total in NFL history. The club also led the league with an NFL-record 442.2 yards of total offense per game and paced the NFL in passing offense (327.0 ypg) for the second straight season, setting another league record in the process. St. Louis amassed 7,075 yards of total offense and 5,232 passing yards, breaking the previous marks established by the '84 Miami Dolphins.

En route to their World Championship in '99, the Rams paced the NFL with 6,412 yards of total offense, good for a remarkable 400.8 ypg average. St. Louis also led the league in passing offense with 272.1 yards per game and topped the NFL in scoring by averaging 32.9 points per contest. The 526 total points amassed by the '99 squad ranked as the fourth-highest tally in NFL annals.

Before initially joining the Chiefs in '89, Saunders served as San Diego's head coach from the midpoint of the '86 season through the '88 campaign. In his first full season as head coach in '87 he guided the Chargers to an 8-7 record, a four-game improvement from the club's 4-12 finish the previous year. That 8-7 record represented San Diego's first winning season in five years and included a perfect 3-0 record in replacement games, a feat matched only by Redskins head coach Joe Gibbs that season. Under Saunders' direction in '87, the Chargers also won eight straight games, the club's longest winning streak in 26 seasons. He joined San Diego in '83 as receivers coach in what was one of the most exiting and prolific pass offenses in NFL history. Behind Hall of Fame QB Dan Fouts and the Chargers electrifying receiving corps coached by Saunders, San Diego led the league in passing and total offense in both '83 and '85.

Saunders began his career as a graduate assistant under John McKay at Southern California ('70-71). He then coached receivers at Missouri ('72) before heading the offensive backfield at Utah State ('73-75). He was an assistant head coach, quarterbacks coach and offensive coordinator at California from '76-81, leading an offense that set 32 national, conference and school records. In '82, he served as the offensive coordinator and quarterbacks coach for Johnny Majors at the University of Tennessee.

Born in London, England, he became one of only four foreign-born head coaches in NFL history after becoming a naturalized U.S. citizen in '60. A three-year starter, team captain and Academic All-America pick as a defensive back at San Jose State ('66-68), Saunders also played wide receiver for the Spartans and is enshrined in the school's Hall of Fame. As a recipient of California's State Graduate Fellowship for Academic Excellence, he earned a Master's degree in education from Stanford and was a doctoral candidate in athletic administration and sports management at USC.

Saunders has been recognized in Who's Who in America and was awarded California's prestigious Golden State Award for community leadership and service in '89. A former All-America swimmer and national record holder, Saunders is also an accomplished distance runner. In '96, he competed in the Kansas City and Los Angeles Marathons, as well as the 100th running of the Boston Marathon and was also crowned the Road Runners Club of America's (R.R.C.A.) Masters 5K National Champion.

He is married to Karen and they have two sons, Bob and Joe and one daughter, Kori.

Gregg Williams

Assistant Head Coach – Defense

17th NFL Season/3rd Redskins



When Joe Gibbs signed back on as Redskins Head Coach, his top priority was to put together a great coaching staff. He wasted no time on the defensive side of the ball, convincing Gregg Williams to join his staff as assistant head coach, responsible for building a dominating Redskins defense. In two seasons after formulating a top-notch defensive coaching staff and developing adaptive personnel, Williams has not disappointed.

In 2005, the Redskins defense was instrumental in leading the club to its first trip to the playoffs since 1999 and finish with a 10-6 regular season record. It also propelled the team to a playoff victory and a berth in the Divisional Playoffs. During the last six games of the season, the Redskins defense put up staggering numbers. The defense held opponents to only 11.7 points a contest and only 4.3 yards per play. They scored two touchdowns on defense and set up the Redskins offense 14 times into the 50-yard line. The unit also posted 20 takeaways (10 interceptions and 10 fumble recoveries) and also produced 20 sacks. While facing some of the NFL's top running backs, the Redskins defense did not allow a 100-yard rusher during that span.

The Redskins defense ended the 2005 regular season ninth in the NFL and sixth in the NFC. During the regular season, the unit held opponents to only 18.3 points per game and forced 28 turnovers (six in postseason). The team also collected 35 sacks and 16 interceptions.

In 2004, he employed an aggressive, blitzing-style defense that translated into one of the most formidable groups in the NFL. The unit ranked third in the NFL and first in the NFC. They also finished third against the rush and seventh against the pass in the NFL. It was a defense that prided itself on not having individual star-type players but a group that played together to form one of the most dominant units in Redskins' history.

Considered one of the brightest defensive minds in professional football, Williams brought a brand of defense based on toughness and persistence to the Redskins, as well as a proven track record for shaping NFL defensive squads into among the league's best year after year.

Williams took over the Redskins' defensive unit after three years as head coach of the Buffalo Bills. During his tenure in Buffalo, his defenses improved tremendously over each of his three seasons. In 2003 the Bills' defense finished second in the NFL, improving from 15th in 2002 and 21st in 2001. Overall, the Bills' 2003 defensive and special teams units finished among the NFL's top-5 teams in nine categories. Buffalo finished second in the league (first in the AFC) in total defense and second in pass defense, as well as making vast improvements stopping their opponents' run game, ranking eighth in the NFL after finishing 29th overall in 2002.

During his three seasons leading the Bills, Williams' squads earned a reputation as fierce competitors who battled each week, making Ralph Wilson Stadium a destination few teams looked forward to visiting.

He took over as head coach of the Bills after 11 seasons with the Tennessee organization, including the defensive coordinator position for four seasons (1997-00). Williams proved his talent quickly within the Tennessee program, beginning his career with the team in 1990 as a defensive quality control coach.

Under his leadership in 2000, the Titans' defensive unit led the league in total defense for the first time since joining the NFL and the 191 points allowed were the third fewest in the NFL since the league adopted a 16-game schedule in 1978. The team also established the franchise's single-season records for sacks (55), fewest passing yards allowed (2,424), and fewest touchdowns allowed (17). The Titans ranked first in the AFC and second in the NFL over the 1999-00 seasons in sacks with 109 combined. Tennessee was the only team in the NFL to place in the top seven in both run (3) and pass defense (1); and over their last 37 games under Williams, the Titans' run defense allowed only three 100-yard rushers. Tennessee reached SuperBowl XXXIV after winning the AFC title in 2000.

Gregg Williams' Coaching Career

1980-83 (Excelsior Springs H.S., MO), 1984-87 (Belton H.S., MO), 1988-89 (University of Houston), 1990-2000 (Houston Oilers/Tennessee Titans), 2001-03 (Buffalo Bills - Head Coach), 2004 - Present (Washington Redskins).

Before taking over as defensive coordinator for the Titans, he spent three seasons (1994-96) as linebackers coach when the franchise was in Houston, after spending the 1993 season heading up the Oilers' special teams units. During the 1993 campaign, Williams' special teams unit had the top-rated punting game and ranked sixth in kickoff return defense. From 1990-92, Williams served as the club's first quality control coordinator. In addition, Williams previously assisted coaching the Oilers' defensive backs, assisted the scout teams for practice sessions and helped the defensive coaching staff on game days.


Prior to joining the NFL, Williams worked with the University of Houston as a graduate assistant (1988-89) under former Oilers and Redskins head coach Jack Pardee. From 1984-87, Williams was the head coach at Belton (MO) High School after spending the 1980-83 seasons as an assistant coach at his hometown of Excelsior Springs (MO) High School.

Williams also plays a substantial role in the community. He is particularly involved in efforts in his hometown of Excelsior Springs, MO but also the Washington D.C. area and previously Buffalo, Nashville and Houston. Officially established in 2004, Williams created the Gregg Williams Foundation, Inc. to benefit the children of the Excelsior Springs community. For the past three years he has held the Gregg Williams Tiger Golf Classic as well as hosting a local coaching clinic with funds raised going towards the installment of new scoreboards for the high school gym, college scholarship programs, recreation parks, a practice field irrigation system and a newly formed Robotics Team within the school's science department. In 2005, the foundation sponsored a Hall of Fame dinner, honoring the new inductees to the Excelsior Springs High School Hall of Fame.

A native of Excelsior Springs, MO, Williams was a quarterback and also played baseball at Northeast Missouri State, where he received his bachelor of science degree. He later earned his master's degree in education from Central Missouri State. Williams and his wife, Leigh Ann, have a daughter, Amy, and two sons, Blake and Chase.

Gregg Williams Foundation, Inc.

Officially established in 2004, Assistant Head Coach - Defense Gregg Williams created the Gregg Williams Foundation, Inc. to benefit the children of his hometown of Excelsior Springs, MO. For the past four years he has held the Gregg Williams Tiger Golf Classic as well as hosting a local coaching clinic with funds raised going towards the installment of new scoreboards for the high school gym, a practice field irrigation system and a newly formed Robotics Team within the school's science department. In 2005, the foundation sponsored a Hall of Fame dinner, honoring the new inductees to the Excelsior Springs High School Hall of Fame.



Joe Bugel

Assistant Head Coach – Offense

29th NFL Season/12th Redskins

Joe Bugel returned to the Redskins in 2004 as assistant head coach for offense. The 28-year NFL coaching veteran has a long and storied history with the Redskins that includes building the legendary "Hogs," the Redskins offensive line of the 1980s. Bugel once again oversees the offensive line and looks to build similar success that he enjoyed during his first tour with the team.



The Redskins offensive line is loaded with talent and size, led by left tackle Chris Samuels and Jon Jansen in 2005. Samuels had an exceptional season in 2005 and was voted to the Pro Bowl for his efforts. Jansen returned from an achilles injury in 2004 to start every game last season. Randy Thomas was once again a stellar interior blocker for the Redskins, starting 14 games at right guard before landing on injured reserve. Ray Brown filled in for Thomas, finishing off his exceptional 20-year career as a starter for the Redskins during both playoff appearances. New to the Redskins in 2005, Casey Rabach started all 16 games at center. Derrick Dockery, the Redskins 2003 third-round pick, has developed into a solid player in his third season and logged all 16 games as a starter at left guard. Jim Molinaro, drafted by the Redskins in 2004, continued to develop under the watchful eye of Coach Bugel.

Bugel is well known to Redskins fans from his last coaching tour with the burgundy and gold, also under Head Coach Joe Gibbs. From 1981-89, he developed the dominating "Hogs" offensive line that included stalwarts Russ Grimm, Joe Jacoby, Mark May, Jeff Bostic, George Starke and others. He began as the Redskins offensive coordinator in 1981 and was promoted to assistant head coach in 1983. Under Bugel's direction, the Redskins scored a then-NFL record 541 points (1983), had four 1,000-yard rushers, one 4,000-yard passer and nine 1,000-yard receivers. Washington won two Super Bowls while Bugel was with the team, following the 1982 and 1987 seasons.

In 23 seasons as an NFL assistant, Bugel's teams have posted a record of 186-152, including 14 winning seasons and nine playoff appearances. Overall, Bugel has participated in three Super Bowls, six conference championships and 23 playoff contests.

He returned to coaching in 2004 after a two-year respite, after spending four seasons overseeing the offensive line of the San Diego Chargers (1998-2001). He spent three seasons with the Oakland Raiders, serving as assistant head coach/offense from 1995-96 before being named head coach for the 1997 season. Before working in Oakland, he served as head coach of the Arizona Cardinals from 1990-93.

He joined the NFL in 1975, spending two seasons as the offensive line coach for the Detroit Lions. He joined the Houston Oilers in the same capacity in 1977. During his four seasons with the Oilers, the team set records in rushing and passing. Before joining the NFL, Bugel spent time coaching at Ohio State (1974), Iowa State (1973), Navy (1969-72) and his alma mater, Western Kentucky (1964-68). While earning his degree in physical education, Bugel was an all-conference guard and linebacker. He earned a master's degree in counseling, also at Western Kentucky. A Pittsburgh native, Bugel was a two-way star in football at Munhall H.S. In 2005, he was inducted into the Pennsylvania Sports Hall of Fame (Western Chapter).

Bugel and his wife, Brenda, have three daughters: Angie, Holly, and Jennifer and a son-in-law, Monte.

Joe Bugel's Coaching Career

1964-68 (Western Kentucky), 1969-72 (Navy), 1973 (Iowa State), 1974 (Ohio State), 1975-76 (Detroit Lions), 1977-80 (Houston Oilers), 1981-89 (Washington Redskins), 1990-93 (Arizona Cardinals - Head Coach), 1995-97 (Oakland Radliers - Head Coach 1997), 1998-2001 (San Diego Chargers), 2004 - Present (Washington Redskins).

Assistant Coaches

Defensive Coordinator - Defensive Line



**Greg
Blache**

19th NFL Season
3rd Redskins

Coaching: After five seasons as defensive coordinator in Chicago, Greg Blache joined the Redskins in 2004 to head up a strong defensive line unit led by veterans Renaldo Wynn, Cornelius Griffin, Phillip Daniels and Joe Salave'a. The Redskins 2005 defensive line proved they were a force to reckon with. Griffin had another prolific season, finishing with 48 tackles, four sacks and one interception after missing three games due to injury. Wynn appeared in all 16

games in 2005, with 15 starts. He totaled 47 tackles, 1.5 sacks and forced and recovered a fumble. A highly touted offseason acquisition in 2004, Daniels battled injuries during his first season as a Redskin but returned to his dominating ways in 2005. He led all defensive linemen in tackles with 72 (45 solo) and recorded eight sacks, including a career-high four

against Dallas where he also earned NFC Defensive Player of the Week honors. Salave'a proved to be a huge force in stopping the run and applying pressure, finishing with 50 tackles (23 solo). The Redskins defensive line unit also saw energetic play from Demetric Evans, Cedric Killings, Nic Clemons and Aki Jones.

During Blache's time in Chicago, the Bears defense saw tremendous improvement. In 2003, his defense finished the season fifth in the NFC in total defense, and 14th in the NFL, the team's highest league overall-ranking since the 1998 season. During his tenure, Blache's defenses forced 138 turnovers, including 37 in 2001, the most by a Bears defense since 1990, and accounted for 13 touchdowns (two in 1999, four in 2000, five in 2001, one in 2002, and one in 2003).

In 2002, Blache dealt with numerous injuries, leading to 11 different starting line-ups over the course of 16 games. While juggling personnel, the Bears defense continued with their attacking, aggressive style that set records during the 2001 season. They forced 64 tackles behind the line of scrimmage and reached a league plateau by forcing at least one turnover in 33 consecutive games, the second longest active streak in the NFL at the time.

In 2001, Blache molded the Bears defense into one of the top units in the league, producing the top-ranked scoring defense by allowing only 203 points in 16 games (12.7 points per game). His run defense finished second in the NFL and first in the NFC, allowing just 82.1 yards per game, while allowing only three rushes of 20 yards or more all seasons and only six rushing touchdowns.

Prior to joining the Bears, Blache served as defensive line coach for the Indianapolis Colts for five seasons (1994-98) and held the same position with the Green Bay Packers for six years (1988-93).

In addition to his pro coaching experience, Blache has held positions with several college programs. He began his coaching career as a defensive assistant at his alma mater Notre Dame in 1968, after suffering a leg injury that ended his playing career. Following his graduation in 1971, he stayed on as a graduate assistant and then as an assistant coach for the Fighting Irish for four more seasons (1972-75). He moved on to join Tulane's staff in 1976, where he coached the offensive line (1976-77), outside linebackers (1978-79) and defensive backs (1980). He then returned to Notre Dame to coach the running backs (1981), defensive line and outside linebackers (1982-83). After spending 1984-85 as defensive line coach of the USFL's Jacksonville Bulls, he returned to the college ranks at Southern University (1986) and Kansas (1987).

Playing: Blache started his collegiate career as a defensive back for Notre Dame, but a leg injury ended his playing career prematurely.

Personal: He earned his bachelor's degree in sociology and a master's degree in secondary education, both from Notre Dame. A New Orleans native, Blache and his wife, Lynn, have six children: Greg Jr., Jennifer, Christopher, Sarah, Corrine and Matthew. They live in Leesburg, VA.

Offensive Coordinator



Don Breaux

26th NFL Season
16th Redskins

with the Redskins, he earned three Super Bowl rings, coaching three different backs in championship play: John Riggins in 1982, Timmy Smith in 1987 and Earnest Byner in 1991. Riggins was named Super Bowl XVII MVP and Smith set a Super Bowl rushing record with 204 yards. During Breaux's tenure, his running backs produced seven 1,000-yard rushing seasons. In more than half of his NFL coaching seasons, Breaux has produced a Pro Bowl player.

After leaving the Redskins in 1993, he served as tight ends coach for the New York Jets in 1994. He went on to join the original coaching staff of the expansion Carolina Panthers in 1995, and remained with the team for eight seasons as tight ends coach. He helped tutor Wesley Walls to five Pro Bowl selections.

Prior to joining the Redskins in 1981, Breaux worked 14 years on the collegiate level with teams that made 12 pre-season appearances. His resume includes time at Florida State (1966-67), Arkansas (1968-71, 1977-80), Florida (1973-74) and Texas (1975-76). He made his pro coaching debut in 1972 as running backs coach for the Houston Oilers.

Playing: Breaux experienced a stand-out career as a quarterback at McNeese State before heading to the professional ranks with Denver of the AFL in 1963 and San Diego Chargers from 1964-65.

Personal: He hails from Jennings, LA. Breaux and his wife, Harleen, have two daughters, Kara and Shiela, and make their permanent home in North Carolina.

Coaching: Don Breaux returned to Washington in 2004 for his second tour, having coached the Redskins running backs from 1981-1993. He brings 25 years of NFL coaching experience to Joe Gibbs' staff, and a proven track record of bringing out the best abilities in his offensive players.

He came back to Washington as offensive coordinator, looking to recreate the magic that he found alongside Joe Gibbs back in the 1980s and early 90s while he oversaw the Redskins running backs. During his time



Offensive Assistant



Jack Burns

14th NFL Season
6th Redskins

catches for 3,043 yards per season. The 1991 Super Bowl showcased his receivers' talents, with Clark recording seven catches for 114 yards and a touchdown and Monk with seven catches for 113 yards.

During Burns' first season in Washington, in 1989, the Redskins led the NFL in passing. Quarterback Mark Rypien had his best season that year, resulting in a Pro Bowl selection.

Before taking a year off in 2003, Burns was coaching with the Atlanta Falcons in several different capacities on offense. Most recently, as the Falcon's quarterbacks coach (2001-02) he worked with one of the NFL's brightest young stars in quarterback Michael Vick, Atlanta's number one-overall draft pick in 2001. Under Burns' tutelage, Vick quickly emerged into one of the NFL's most dynamic players in his first year as starter and was voted to the Pro Bowl in 2001. In 2000, Burns was the Falcons' wide receivers coach and served as the passing game/play calling coach in 1999. He began his career in Atlanta as quarterbacks

Coaching: Jack Burns re-joined the Redskins coaching staff in 2004 as quarterbacks coach with an extensive pedigree of molding talented offensive players in his 13 seasons in professional football. He spent 2005 filling the role of offensive assistant and handled primary play calling duties. He previously coached under the Joe Gibbs-led Washington teams from 1989 to 1991 as an offensive assistant/ receivers coach, guiding the famed "Posse" of Art Monk, Gary Clark and Ricky Sanders to average 210

coach in 1997, helping Chris Chandler earn two Pro Bowl invites during that time. He focused on the Falcons' wide receivers for the 2000 season.

Burns was offensive coordinator for the Minnesota Vikings during the 1992 and 1993 seasons, also coaching the quarterbacks. The Vikings led the league in scoring in 1992 while Pro Bowlers Cris Carter, Anthony Carter and Roger Craig flourished in Burns' system.

His college coaching resume began in Florida in 1971 and was followed by stints at Louisville (1974), Texas (1976), Vanderbilt (1977-78) and Auburn (1979-80). He entered the professional coaching ranks with the Tampa Bay Bandits under former Redskins head coach Steve Spurrier in 1981.

Playing: Burns played defensive back at Florida from 1967-70.

Personal: He and his wife, Robin, have two children: Chase and McKensie.



Running Backs



Earnest Byner

23rd NFL Season
8th Redskins

Coaching: Earnest Byner, considered one of the greatest running backs in Redskins lore, re-joined the Redskins in 2004 with immeasurable experience as an NFL player and front office executive. The Redskins look to Byner to bring his well-known toughness and determination to coaching Washington's running backs. He also spent six seasons with the Baltimore Ravens, as the team's director of player development.

In 2005, Clinton Portis continued to establish himself as one of the elite

running backs in the NFL. He set franchise records for most rushing yards in a season with 1,516 and 100-yard rushing games in a season with nine. He led the Redskins with 11 rushing touchdowns. Portis went over the

1,000-yard mark for the season in week 13 and has now rushed for more than 1,000 yards or more in each of his four NFL seasons. He finished the season third in the NFC and fourth in the NFL in average yards per carry with 4.3. He was also third in the NFC and sixth in the NFL in most yards from scrimmage (1,732). The group that supported Portis this season was led by Ladell Betts, with Rock Cartwright serving as a power blocking back. Betts is a powerful back that finished second on the team in rushing with 89 carries for 338 yards and a touchdown. Betts also added 10 catches for 78 yards on the season. Cartwright, as well as rookie back Nehemiah Broughton, provided depth in the backfield and were utilized mostly on special teams.

Playing: Redskins fans most recently saw Byner at FedEx Field in 2002, when he was named one of the franchise's 70 Greatest Redskins, honoring the team's 70th anniversary. From 1989 to 1993, Byner wore the burgundy and gold proudly, rushing for 3,950 yards during his five seasons – a mark that remains fifth on the team's all-time rushing list. In 1991, he led the Redskins in rushing, finishing the season with 274 carries for 1,048 yards and five touchdowns, and helped lead the team to a Super Bowl XXVI victory. He earned trips to the Pro Bowl in 1990 and 1991.

He began his pro career as a tenth round selection by the Cleveland Browns in the 1984 NFL Draft (280th overall). He spent five seasons with the Browns (1984-88) before joining the Redskins (1989-93). He returned to the Browns in 1994 and finished his career spending four seasons with the Baltimore Ravens (1996-97).

Byner finished his 14-year NFL career ranked 16th on the NFL's all-time rushing list with 8,261 yards on 2,095 carries, with 56 touchdowns. He also recorded 15 career



receiving touchdowns and a touchdown on a recovered fumble, totaling 72 career scores.

During his time in Washington and along his other stops in the NFL, Byner has always been a strong contributor in the community. While serving as director of player development in Baltimore, Byner oversaw the player programs, administered continuing education, internship and financial planning programs for the team. In addition to being named as one of the 70 Greatest Redskins in 2002, he has received numerous awards and honors for his work both during and after his playing career. In 2000, he was named as the first member of Baltimore's Ring of Honor at M&T Bank Stadium; he received the Ed Block Courage Award in 1986, the 1996 NFL Extra Effort Award, the NFLPA Unsung Hero Award in 1997 and was the Ravens recipient of the True Value NFL Man of the Year Award in 1997.

Byner was recently inducted into the Sports Hall of Fame at his alma mater, East Carolina University. He finished his college career with 378 carries for 2,049 yards and 11 touchdowns and 22 catches for 208 yards and two touchdowns. He was an Associated Press All-American honorable mention in 1983.

Personal: Byner is a native of Milledgeville, GA, where he attended Baldwin High School. He and his wife, Tina, have four daughters: Semeira, Adriana Monique, Brandi and Kyara.

Strength & Conditioning



Bobby Crumpler

4th NFL Season
4th Redskins

Coaching: Bobby Crumpler returns for his fourth season with the Redskins. He joins John Hastings in overseeing the Redskins strength and conditioning efforts. Together, the team has installed a disciplined and individualized conditioning program that will have the Redskins in peak form for the 2006 season.

Before coming to Washington, Crumpler spent seven years coaching on the collegiate level, most recently at the University of Kansas in 2002, where he helped build the strength and conditioning program for Jayhawks football.

The majority of Crumpler's experience comes from his alma mater, North Carolina State, where he served in the strength and conditioning

department in virtually every capacity including student assistant (1989), graduate assistant (1994-96) and full-time assistant coach (2000-01).

Playing: Crumpler was a standout running back for NC State from 1983 to 1987. He won the Dick Christy Award as a junior in 1986, finishing the season as the team's leading rusher, and playing a key role in leading the team to a Peach Bowl berth. As a senior in 1987, he was the Wolfpack's co-captain and MVP.

Personal: A 1989 NC State graduate in industrial technology education, Crumpler is working towards his master's degree in sports management. He and his wife, Stacey, have four children: sons Gabe and Chayce, and daughters, Alexis and Briana.

Washington Redskins 2006 Team Hotels

Home	Greenbelt Marriott	301.614.8201
Cincinnati	Hilton Netherland	513.665.2366
Boston	Ritz-Carlton	504.670.2834
Dallas	Hotel Crescent Court	214.871.3235
Houston	Four Seasons Houston	713.652.6233
New Jersey (NYG)	Hyatt Regency Jersey City	201.469.4753
Indianapolis	Conrad Hotel	317.524.2509
Philadelphia	Four Seasons	215.963.2712
Tampa Bay	Grand Hyatt	813.207.6680
New Orleans	JW Marriott	504.527.6754
St. Louis	Ritz Carlton	314.719.1401

Quality Control-Offense



Coy Gibbs

3rd NFL Season
3rd Redskins

the Craftsman Truck Series and finished 10th in the standings with 14 top-10 finishes in 2002. In 2001, he had two top-five finishes and seven top-10 finishes. He began racing on the Craftsman Series in 2000.

While he joined the Redskins for the first time with an official coaching title, Gibbs is extremely familiar with the work required for NFL coaching. He grew up on the sidelines of RFK Stadium and spent much of his free time assisting the Redskins staff during summer training camps and other workouts throughout the years.

Playing: Gibbs was a standout linebacker at Stanford from 1991-94. He led the team in tackles his senior season with 84 (51 solo), and was a key member of the PAC-10 co-Champion team that beat Penn State in the Blockbuster Bowl in 1992.

Personal: Gibbs and his wife, Heather, have three children: Ty, Elle and Case.

Coaching: Coy Gibbs, son of Head Coach Joe Gibbs, joined the Redskins in 2004 as an offensive quality control coach, after a successful tenure as a driver on the NASCAR Busch Series circuit. He brings the same determination and work ethic to Redskins Park that he poured into auto racing, qualities that help him mesh seamlessly with the offensive staff.

Gibbs finished his rookie season on the NASCAR Busch Series, with 34 starts and two top-10 finishes. Prior to racing on the Busch Series, he raced on the Craftsman Truck Series and finished 10th in the standings with 14 top-10 finishes in 2002. In 2001, he had two top-five finishes and seven top-10 finishes. He began racing on the Craftsman Series in 2000.

Secondary-Cornerbacks



Jerry Gray

19th NFL Season
1st Redskins

yards allowed per game (164.0), sacks registered (45) and led the League with 39 turnovers forced. He orchestrated

a major defensive turnaround in 2003 when his defense finished the year ranked second in the NFL in total defense (second against the pass, eight against the run). His defense also ranked fifth overall in points allowed in 2003. Prior to joining the Bills in 2001, Gray spent the previous four seasons as an assistant at the Tennessee Titans, including the last two as defensive backs coach. He helped Tennessee finish as the NFL's #1 ranked pass defense and total defense in 2000 and also guided two All-Pro starters at each position in the Titans secondary. Gray originally started with the Titans as the defensive assistant/quality control coach in 1997 before being elevated to the defensive backs position. He broke into the coaching ranks in 1995 as the defensive backs coach at Southern Methodist University.



Playing: Gray played nine seasons in the NFL, earning All-Pro honors four times. He played with the Los Angeles Rams (1985-91), Houston Oilers (1992), under current Redskins Assistant Head Coach-Defense Gregg Williams, and Tampa Bay Buccaneers (1993) before retiring. He was a four-time Pro Bowler at cornerback (1986-89) with the Rams, finishing with 28 career interceptions during his nine seasons in the NFL. He posted a season-high eight interceptions in 1986, just his second year in the NFL. He was also named the NFL's Defensive-Back-of-the-Year in 1989 and earned MVP honors in the 1990 Pro Bowl.

Personal: A native of Lubbock, TX, Gray holds a bachelor of science degree in speech communications from the University of Texas. He was a two-time consensus All-America and two-time Southwest Conference Defensive Player-of-the-Year as a safety at Texas in 1983 and '84 and was a 1st round pick in 1985 (21st overall) of the Los Angeles Rams. Gray was a member of the University of Texas' All-Time Team and All-Decade Team for the 1980's. He lettered in football, basketball and track at Estacado High in Lubbock and was inducted into the Texas High School Hall of Fame in 1995 and recently named to the All-Time Texas High School team. He and his wife, Sherry, have two sons: Jeremy and Jaydon.

Head Strength & Conditioning



John Hastings

12th NFL Season
5th Redskins

season.

Prior to joining the Redskins, Hastings spent seven seasons with San Diego (1995-2001), serving as head strength and conditioning coach for the last five. He joined the Chargers as an intern in 1990 and remained until he was hired as an assistant coach before the 1995 season.

Personal: A native of Newport News, VA, Hastings earned his degree in psychology and physical therapy from Ohio University in 1987. He and his wife, Lori, have a son, Alexander, and a daughter, Taylor.

Coaching: In his fifth season with the Redskins, John Hastings returns to head up the Redskins strength and conditioning development program. He joined the organization in 2002, traveling cross-country from San Diego where he worked with the Chargers. He will work closely with fellow strength and conditioning coach Bobby Crumpler in overseeing the Redskins' off-season workout program, getting Washington's players in peak playing condition for training camp and the upcoming

Redskins Training Camp History

This year will mark the fourth time the Washington Redskins will hold Training Camp at Redskins Park, the team's year-round training facility in Ashburn, VA. The following is an overview of Redskins Training Camp history:

Year	Site	Location
1937	Fairlawn Field	Anacostia, Washington, D.C.
1938	Eastern State Normal School	Cheney, Washington
1940	Gonzaga University	Spokane, Washington
1941	Brown Military Academy	San Diego, California
1941-62	Occidental College	Los Angeles, California
1963-94	Dickinson College	Carlisle, Pennsylvania
1995-99	Frostburg State University	Frostburg, Maryland
2000	Redskins Park	Ashburn, Virginia
2001-02	Dickinson College	Carlisle, Pennsylvania
2003-06	Redskins Park	Ashburn, Virginia

Wide Receivers



Stan Hixon

3rd NFL Season
3rd Redskins

Coaching: Stan Hixon joined the Washington Redskins in 2004 to oversee the wide receivers, bringing with him 26 years of coaching experience.

Under Hixon's tutelage in 2005, Santana Moss recorded a breakout season that ended with his first trip to the Pro Bowl. In his first season with the burgundy and gold, Moss set a new franchise record for most receiving yards in a season with 1,483 yards. He led the team in receptions (84), receiving yards (1,483), and

average yards per catch (17.7) and was second with nine touchdowns. He finished second in the NFL in receiving yards and sixth in the NFC and 10th in the NFL in receptions. Moss was named NFC Offensive Player of

the Week twice, after remarkable performances at Dallas and home against the New York Giants. The Redskins second receiving threat in 2005 was former New England Patriot David Patten. After appearing in only nine games with seven starts, Patten's season was cut short due to injury. He finished the year with 22 receptions for 217 yards. James Thrash, Taylor Jacobs, Jimmy Farris and Antonio Brown, although primarily used as the Redskins number one return man, also provided depth to the receiving unit in 2005.

For four seasons at LSU (2000-03), Hixon coached players to three 1,000-yard seasons and had a player named first-team All-SEC three times. In 2003, Hixon served as associate head coach in addition to wide receivers coach for the 2003 college football National Champion Tigers.

Under Hixon's guidance, Michael Clayton became the fifth 1,000-yard receiver in LSU history, and the second under Hixon, as well as setting the school's all-time mark for career touchdown receptions (21) in 2003. Clayton, joined by Devery Henderson and Skyler Green combined for 171 catches for 2,374 yards and 26 TDs.

Hixon also coached Josh Reed, an All-American and Biltienkoff recipient in 2001, to the most dominating season by a receiver in SEC history. Reed caught a school-record 94 passes for an SEC-record 1,740 yards and seven touchdowns in 2001. He capped his three-year career, two of which were coached by Hixon, with a then-SEC record 3,001 yards on 167 receptions. Reed went on to be a second-round pick by Buffalo and has caught 95 passes for 1,097 yards and four touchdowns in two seasons with the Bills.

Hixon laid the foundation for a reputation for developing prolific receivers in five seasons at Georgia Tech (1995-99), developing All-ACC receivers Kelly Campbell and Dez White. He went to Georgia Tech after serving as running backs coach at Wake Forest for two seasons (1993-94). He also served as receivers coach at South Carolina (1989-92), producing All-Americans Robert Brooks and Eddie Miller. He coached the receivers at Appalachian State (1983-88) after coaching the running backs at Morehead State (1980-82).

Playing: Hixon was a standout receiver at Iowa State. He starred in the Peach Bowl in 1977 and the Hall of Fame Bowl in 1978.

Personal: Hixon is a native of Lakeland, FL. He earned his bachelor's degree in physical education from Iowa State, and then went on to earn his master's degree at Morehead State. Hixon and his wife, Rebecca, have three children: son, Drew, and daughters, Adele and Avis.

HISTORY OF THE SACK

In 1947, the NFL introduced a new team statistic known as "yards lost attempting to pass", a stat that helped to separate gross yards passing from net yards. In 1963 however, Seymour Siwoff, head of the NFL's official statistical company, the Elias Sports Bureau, suggested a statistic to count the actual number of times a team lost yards attempting to pass. The league agreed and labeled the statistic as a "sack", the same word used in the dark-ages to describe a captured town.

Finally in 1982, Elias and the NFL agreed to make individual sacks an official number. With the influx of dominant pass rushers in today's NFL, the sack has become one of the most commonly referenced statistics in the game.

The NFL single-season record for sacks was set by current New York Giants defensive end Michael Strahan in 2001 when he posted 22.5 of them. Last season, the Redskins defense combined for 35 sacks, paced by defensive end Philip Daniels' eight and linebacker Marcus Washington's seven and a half.

Passing Game Coordinator - Safeties



Steve Jackson

15th NFL Season
3rd Redskins

Coaching: Steve Jackson joined the Washington Redskins coaching staff in 2004 with invaluable experience as a defensive backs coach. In addition to coaching the safeties and specializing in third down packages for the Buffalo Bills for three seasons, Jackson played nine years as a defensive back in the NFL. While wearing burgundy and gold on the Redskins' sidelines, he works closely with Gregg Williams coordinating the Redskins pressure-packed defensive schemes.

The Redskins' safeties in 2005 could be defined as a hard hitting and determined group, with each bringing a unique element to the position.

Sean Taylor returned with his big playmaking abilities, leading all

defensive backs with 80 tackles (60 solo), one sack, two interceptions and eight pass deflections. While small in stature, Ryan Clark proved to be one of the hardest hitters on the team. He finished the season with 72 tackles (48 solo), three interceptions and three pass deflections in 12 starts. Pierson Prioleau, Matt Bowen and Omar Stoutmire provided depth at the position and finished with a combined 62 tackles (49 solo) and two sacks.

Jackson served on Gregg Williams' staff in Buffalo. He joined the coaching staff in 2001 and was responsible for coaching the team's safeties as well as organizing and implementing the defensive unit's third down package.

Playing: Jackson played for nine seasons in the NFL (1991-99) as a defensive back for the Houston Oilers/Tennessee Titans, under current Redskins Assistant Head Coach-Defense Gregg Williams. He played in 127 games and during that span made 28 starts, finishing his career with 14 interceptions and nine sacks. He was selected by Houston in the third round of the 1991 NFL Draft (71st overall). He was awarded the Ed Block Courage Award in 1998, after rehabbing a ruptured tendon during the off-season, and then posting a career-high 72 total tackles during the 1998 campaign. His best season came in 1993 as he played in all 16 games and started 12 with a career-high five interceptions. One of his interceptions came post-season play, off Kansas City's Joe Montana following the 1993 season. He finished his playing career playing cornerback in Super Bowl XXXIV against the St. Louis Rams.

He was a four-year starter at Purdue at cornerback, earning Associated Press honorable mention All-America, Gannett First-Team All America and All-Big Ten selections as a senior. He was a semi-finalist for the Jim Thorpe Award as a senior, the award annually given to the nation's top defensive back.

Personal: Jackson was an advertising major while at Purdue. He and his wife, Rahkel, have a daughter, Dominique, and a son, Stephen, and live in Leesburg, VA.



ATTENDANCE HIGH AT VOLUNTARY WORKOUTS

One highlight for the Redskins during the 2006 off-season was the unprecedented participation the players had in the team's voluntary strength and conditioning workout program. Head Coach Joe Gibbs lauded the team for their uniform participation saying they'd achieved a 98% attendance, higher than any team he'd ever coached. "One of the things I'm proudest of about our football team, has been the voluntary attendance for this whole off-season, the weight room and our conditioning program was 98%. That's phenomenal. It's the best I've ever had. Hopefully it's going to pay off."

Quarterbacks



Bill Lazor
4th NFL Season
3rd Redskins

quarterbacks coach for the University of Buffalo from 2001-02. Previously, he served in numerous coaching capacities at his alma mater Cornell University. Following his graduation, Lazor joined the coaching staff full-time, working with the receivers, running backs, quarterbacks and tight ends. In addition to his coaching duties, Lazor was also the recruiting coordinator from 1998-2000.

Playing: Lazor enjoyed a record-breaking career as a quarterback for Cornell from 1991-1993, setting 26 school passing and total offensive records.

Personal: Lazor earned his bachelor's degree from Cornell in human development and family studies. He and his wife, Nicole, live in Leesburg, VA, with their son Nolan.

Coaching: Bill Lazor joined the Redskins in 2004 as an offensive assistant and this season will take on the task of coaching the team's quarterbacks. While fine tuning the skills of veteran passers Mark Brunell and Todd Collins, Lazor will also be responsible for the continued development of Redskins' 2005 first round pick Jason Campbell.

Lazor spent the 2003 as an offensive quality control coach with the Atlanta Falcons. Before jumping to the NFL ranks, he was offensive coordinator/

Linebackers



Dale Lindsey
29th NFL Season
5th Redskins

and forced fumbles (two) and recorded his first touchdown. Strongside linebacker Marcus Washington continued as a force to be reckoned with in 2005, finishing second on the team with 125 tackles (95 solo). He also added 7.5 sacks, one interception, a career-high four forced fumbles and two fumble recoveries. After battling a knee injury in 2004, LaVar Arrington returned to appear in 13 games with eight starts. He recorded 53 tackles (45 solo). Khary Campbell, Chris Clemons, Warrick Holdman and rookie Robert McCune added depth to the position.

During the 2002 and 2003 seasons, Lindsey was the defensive coordinator for the San Diego Chargers. Prior to joining the Chargers, he was a member of the Chicago Bears coaching staff supervising the linebackers from 1999-2001. During that time, he worked closely with Redskins colleague Greg Blache, helping set a number of defensive records with the Bears during the 2001 season, as well as earning the NFC Central title. While in Chicago, he was responsible for the development of then-rookie Brian Urlacher. Under Lindsey's watch, Urlacher shattered the Bears' rookie record for sacks (eight) and tackles

Coaching: Dale Lindsey brought over 27 years of coaching experience to the Redskins coaching staff when he rejoined the organization in 2004, after overseeing the Redskins linebackers for two seasons from 1997-98.

Under Lindsey's guidance, the overachieving, dominant linebacker corps of 2005 received recognition as the season wore on with their spirited play and smart leadership. Linebacker Lemar Marshall began the season as the starting middle linebacker after the departure of Antonio Pierce to the New

York Giants. Marshall did not disappoint. He led the team in tackles with a career-high 132 (103 solo) and also a team-leading four interceptions. He tallied career-highs in sacks (two)



(165) in a single season. He was named the NFL's Defensive Rookie of the Year in 2000 and earned a trip to the 2001 Pro Bowl.

Lindsey has a lengthy history coaching linebackers: Tampa Bay (1991), San Diego (1992-96), Washington (1997-98, 2004) and Chicago (1999-2001).

His coaching resume boasts stints with the NFL, CFL, USFL, WFL, as well as positions with college and high school programs. Lindsey began his career in 1974 working with the linebackers for the Cleveland Browns, moving on in 1975 to the Portland Storm of the WFL. After two years coaching high school players (1977-78), he returned to coaching linebackers for the Toronto Argonauts (1979-82) and Boston Breakers (1983). He was defensive coordinator of the New Jersey Generals from 1984-85, and then linebackers coach for the Green Bay Packers from 1986-87. He spent two seasons in the collegiate ranks, as defensive coordinator at Southern Methodist (1988-89). In 1990, he returned to the NFL, as defensive line coach at New England.

In 1991 he took over as linebackers coach for the Tampa Bay Buccaneers for one season before joining San Diego in the same capacity in 1992. During his 1992-96 tour with the Chargers, he helped guide the team to two AFC West titles (1992 and '94), three playoff appearances (1992, '94 and '95) and one AFC Championship (1994), before moving on to Washington and then Chicago.

Playing: Lindsey began his pro career on the playing field, selected in 1965 as a seventh round draft pick by the NFL's Cleveland Browns, and a sixth round pick of the AFL's New York Jets. He eventually signed with the Browns and played for nine years.

As a collegiate standout at Western Kentucky, he was a first-team Little All-America selection as a senior linebacker and was twice named All-Ohio Valley conference. He was voted into the school's Hall of Fame in 1993.

Personal: Lindsey is a native of Bowling Green, Kentucky, where he was a three-sport athlete at Bowling Green High School, starring in football, basketball, and track. Lindsey and his wife, Eva, have five children: Blan, Jennifer, Kim, Johnny and Derek. The Lindseys make their permanent home in San Diego.

Defensive Line - Special Teams



**Kirk
Olivadotti**
7th NFL Season
7th Redskins

Coaching: Kirk Olivadotti began his NFL career with Washington in 2000. He has remained with the franchise as a quality control coach as well as assisting with the Redskins defensive backs during his first three seasons. In 2004, he was again responsible for defensive quality control as well as assisting Danny Smith with the Redskins special teams units. This season, he will again shift his focus to assist with the defensive line as well as continue to play a key role in special teams preparations.

He began his coaching career on the collegiate level, working with wide receivers and tight ends at Maine Maritime for one season (1997). He moved to Indiana State as an assistant for two years (1998-99), and then

joined St. Joe's as defensive coordinator before making the jump to Washington and the NFL.

Playing: Olivadotti started his football career on the playing field, as a four-year letter winner at wide receiver for Purdue from 1993-96.

Personal: Olivadotti earned his bachelor's degree in education and his master's degree in education administration, both from Purdue. He is the son of Tom Olivadotti, a long-time defensive coach in the NFL with Cleveland, Miami, Minnesota, New York and Houston. Olivadotti and his wife, Keely, live in Ashburn, VA.

Assistant Coach - Special Projects



**Bob
Saunders**
5th NFL Season
1st Redskins

Coaching: Bob Saunders joins the Redskins staff in 2006 as an offensive assistant, following four seasons with the Kansas City Chiefs in a similar capacity. In Kansas City, Saunders contributed to the development of the NFL's top ranked offense for the past two consecutive years (2004-05) and the top ranked scoring offense in 2002 and 2003 as the quality control coach and assistant wide receivers coach. His game planning responsibilities included researching the club's offensive tendencies and designing

strategies for the passing game and red zone offense. During his tenure, the Chiefs' scoring, passing game and red zone production was best in the NFL. Over that time span, the Chiefs were number one in the League in

passing yards per attempt (7.83), passing yards per completion (12.6), red zone touchdown percentage (64.1%) and offensive touchdowns scored (262).

Saunders coordinated the Chiefs' offensive self-scouting and was responsible for all computer analysis, statistical and video breakdowns of opponents on a weekly basis as well as monitoring the club's offensive tendencies in every phase of the game. In addition to coordinating all statistical research and carrying out special projects for the Redskins' offensive coaching staff, Saunders will design and diagram the club's offensive playbook and assist Stan Hixon with the wide receivers.

Prior to joining the Chiefs, Saunders gained two years of administrative experience in professional sports serving as a marketing and community relations intern for the Kansas City Wizards of Major League Soccer.

Playing: Saunders received a degree in communications from the University of Missouri-Kansas City after transferring from Southern Methodist University, where he played wide receiver and defensive back. Saunders was also the recipient of SMU's prestigious Alumni Scholarship for Excellence in Leadership. He embarked on his college career after starring in both football and baseball at Kansas City's Rockhurst High School.

Personal: Saunders is a native of Walnut Creek, CA. He and his wife, Gina, reside in Ashburn, VA.

Administrative Assistants



Tammy Renich

Defense and
Special Teams



Lorie Coker

Defense and
Special Teams



Barbara Allen

Offense

Tight Ends



Rennie Simmons

25th NFL Season
16th Redskins

Coaching: Rennie Simmons, yet another impressive veteran NFL assistant, came back to the Redskins in 2004 for his second tour. With a distinguished resume of his own, Simmons brought another level of experience and versatility to the Washington staff, serving in several different capacities on offense during his football coaching career.

The Redskins implemented the tight end as well as the H-Back position in 2004, positions heavily utilized by Head Coach Joe Gibbs and crucial to the success of the offense. Under Simmons' watchful eye, Chris Cooley served in that capacity last season, finishing second on the team in receptions (71) and yards (774) and third in touchdown receptions with

seven. He also broke a Redskins franchise record for receptions by a tight end with the previous mark of 67 set by Jerry Smith in 1967. In 2005, Robert Royal recorded career-highs in catches (18) and receiving yards (131). Mike Sellers emerged as a scoring threat last season, recording seven touchdowns on only 12 receptions. He also added another score with a one-yard run. Brian Kozlowski, while primarily used on special teams, saw limited action at the position.

Head Coach Joe Gibbs is more than familiar with the teaching talents of Simmons, coaching with him from 1981-93 on the sidelines of RFK Stadium, and more recently as a minority owner of the Atlanta Falcons, where Simmons spent seven seasons, working with the offensive line in 2003. Their history goes as far back as high school, when they both attended Santa Fe High and then went on to San Diego State to play for Coach Don Coryell.

Simmons joined the Redskins staff in 1981 as tight ends coach (1981-89), moved to coach the offensive line in 1990-91, and then the receivers in 1992-93. During those years, he was responsible for an impressive group of players and helped lead the Redskins to four Super Bowl appearances and three Championship victories. Under his watch, the "Hogs" line led the NFL in fewest sacks allowed (nine) in 1991 and his receivers, including Art Monk, Gary Clark and Ricky Sanders, set a number of team records.

In 1994, he left Washington to coach tight ends for the Los Angeles Rams, and then the offensive line at Houston in 1996. He joined the Atlanta Falcons in 1997 coaching the wide receivers and took over the tight ends in 2000. In 2001, he began working with the Falcons' offensive line.

Playing: Simmons played center at San Diego State (1961-63) alongside teammate Joe Gibbs. He was chosen as the Aztecs' Most Inspirational Player as a junior.

Personal: A native of Poughkeepsie, NY, he grew up in Santa Fe, CA and attended Santa Fe High School. Simmons and his wife, Carol, have two children: Rod and Karen.



Old-Time Redskins Nicknames

The Hogs:	Coach Joe Bugel, Boss Hog George Starke, Head Hog Jeff Bostic, Russ Grimm, Joe Jacoby, Mark May, Don Warren, Rick Walker, Don Laster (IR), John Riggins (Ground Hog)
The Smurfs:	Receivers Alvin Garrett (5-7), Virgil Seay (5-8), Charlie Brown (5-10)
The Fun Bunch:	Rick Walker, creator Alvin Garrett, Charlie Brown, Virgil Seay, Otis Wonsley, Clint Didier, Don Warren, Art Monk
The Airborn Rangers:	Linebackers Neal Olkewicz, Rich Milot, Mel Kauffman, Larry Kubin, Peter Cronan Monte Coleman, Stuart Anderson
The Pearl Harbor Crew:	The Secondary - Mary Murphy, Curtis Jordan, Darrell Green, Vernon Dean, Brian Carpenter Anthony Washington, Ken Coffey, Greg Williams

Special Teams



Danny Smith

12th NFL Season
3rd Redskins

point after attempts. Stepping in for the injured Hall was rookie Nick Novak. Appearing in five games for the Redskins, Novak connected on 5-of-7 field goals, including nailing a 39-yarder in overtime to beat Seattle. He was also

a perfect 15-for-15 on PAT's. Punter Tom Tupa landed on injured reserve prior to the start of the regular season. Derrick Frost handled the punting duties in 2005. He finished the year with 76 punts for 3,074 yards, a gross average of 40.4 and net of 36.7. He landed 23 punts inside the 20-yard line. Antonio Brown and Ladell Betts served as the primary return men for the Redskins, both scoring touchdowns on kickoff returns; Betts going 94 yards against Tampa Bay and Brown with a 91-yard scamper against Arizona. Ethan Albright, one of the NFL's best and most consistent long snappers, returned as a starter and remained a huge asset to the Redskins' special teams.

In Smith's second year with the Redskins, the team finished 2nd in the NFL in punt coverage as well as 6th in the NFL in kickoff coverage. The Redskins special teams have obviously become a force in the League.

During Smith's tenure in Buffalo, the Bills' special teams units prospered dramatically. His unit finished third in the league in kick-off coverage at the end of 2003, as well as finishing in the top-ten in field goal percentage, points per game, and both gross and net punt averages.

Smith previously served as tight ends coach with the Detroit Lions during the 1999 and 2000 seasons following a four-year stint with the Philadelphia Eagles (1995-98), two seasons on special teams and two with the defensive backs.

Before joining the NFL ranks, Smith spent eight years at Georgia Tech (1987-94) where he coached several positions including running backs, wide receivers and defensive backs. He was with the Yellow Jackets when they split the 1990 Division I-A National Championship. Smith began his college coaching career as a graduate assistant at his alma mater, Edinboro State, and also spent time at The Citadel, William & Mary and Clemson. He entered the coaching ranks at his high school alma mater, Central Catholic High School, in Pittsburgh where he helped tutor former Miami Dolphins quarterback Dan Marino.

Personal: Smith graduated from Edinboro State. He and his wife, Elaine, have three children: Erin, Courtney and Jason.

Coaching: Coach Gibbs won't hesitate to tell anyone how important he considers special teams, and how much hard work the Redskins have already put in on teams this off-season. Leading that charge is Danny Smith, who came to Washington in 2004 following a three-year stay in Buffalo working with Assistant Head Coach Gregg Williams.

Last season, kicker John Hall was sidelined for six games due to injury. He finished the season 12-of-14 on field goals and a perfect 27-of-27 on

Assistant Strength & Conditioning



Tony Spinosa

1st NFL Season
1st Redskins

staff and command positions world-wide, culminating as an Action Officer in the Deputy Chief of Staff for Operations, Army Operation Center. He retired at the rank of Lieutenant Colonel. Upon retirement from the Army in 1999, Spinosa received his Master of Science degree in Exercise Science

Coaching: Tony Spinosa begins his first season as an assistant strength and conditioning coach with the Redskins in 2006. He joins John Hastings and Bobby Crumpler in developing and overseeing the Redskins' strength and conditioning program in preparation for the upcoming season.

Spinosa is a career Army Officer, spending 20 years on active duty as an Air Defense Officer, holding various

from George Mason University. He started with the Redskins as an intern in strength and conditioning, and has held a part-time position for the past seven years. He was the freshman football coach and the strength and speed coordinator at West Springfield High School in Fairfax County, Virginia. Spinosa also worked at Fort McNair in Washington, D.C. as a member of the National Defense University Health and Fitness team. He served as the team's Exercise Physiologist and was responsible for developing strength, flexibility, and aerobic programs for students, faculty and staff of the National Defense University.

Personal: Spinosa is a certified Strength and Conditioning Specialist from the National Strength and Conditioning Association and holds a Sports Performance Coaching Certification from USA Weightlifting. He and his wife Nancy have three children: Laura (23), Steven (20) and Leann (18).

What to Look for in 2006 It Could Happen

QB Mark Brunell

- Needs nine more starts to give him 150 for his career.
- Needs 24 completions to reach the 2,600 mark.
- Needs 26 touchdown passes to make 200 for his career.
- Needs one more rushing yard to give him 2,400 for his career.

RB Clinton Portis

- Four more starts will give him 60 for his career.
- Needs 42 more carriers to have 1,300 in his first five seasons.
- Needs 70 rushing yards to reach the 6,000-yard mark for his career.
- Needs one touchdown to make 50 total touchdowns in his career.
- Needs 72 receiving yards to eclipse the 1,200-yard plateau.

WR Santana Moss

- Needs five more starts to have 50 in his career.
- Needs 101 receiving yards to reach the 4,000-yard career mark.
- Needs two more touchdown receptions to have 30 for his career.
- Needs 15 more catches to make 250 for his career.

WR Antwaan Randle El

- Three more receiving touchdowns will give him 10 for his career.
- Needs 15 receiving yards to reach the 2,000-yard plateau.
- His first catch of the 2006 season will be the 160th of his career.

TE Chris Cooley

- 12 more receiving yards will give him 1,100 for his career.
- Needs seven more touchdown catches to reach the 20 mark in only his third pro season.
- Needs only two catches to have 110 in his career.

RT Jon Jansen

- Needs four more starts to have 100 lifetime.

LT Chris Samuels

- Needs eight more starts to reach the 100 mark for his career.
- Will work for his fourth Pro Bowl selection in only his seventh season.

LG Derrick Dockery

- Five starts to open the season will give him 50 consecutive career starts.

LB Marcus Washington

- Needs to start in six games to have 85 career starts.
- Needs 37 tackles to eclipse the 600 mark for his career.
- Needs seven more solo tackles to have 400 in his career.

CB Shawn Springs

- Needs two starts to make 120 for his career.
- Needs four more interceptions to have 30 in his career.

DE Andre Carter

- Four more starts will give him 70 in his career.
- Needs eight sacks to make 40 for his career.
- Needs nine tackles to reach the 220 mark.

DE Phillip Daniels

- Four more starts will give him 125 in his career.
- Needs six and half sacks to make 60 for his career.
- Needs 27 tackles to reach the 500 mark.

LB Lemar Marshall

- Needs 26 tackles to have 250 total for his career.
- Six more sacks will give him 10 in his career.

S Sean Taylor

- Four more interceptions will give him 10 for his career.
- Needs 31 more tackles to have 200 in his career.
- Needs eight solo tackles to have 130 of them in his career.

DL Renaldo Wynn

- Five more starts will give him 130 in his career.
- Needs 34 stops to reach the 500 tackle mark.

S Adam Archuleta

- Next start will be the 70th of his career.
- Needs 53 tackles to have 600 in his career.
- Needs five sacks to reach the 20 mark for his career.

PK John Hall

- Needs to convert six field goals to reach the 200 mark for his career.
- Four more points will give him 850 in his career.

Front Office

Vice President of Football Operations



Vinny Cerrato
16th NFL Season
7th Redskins

Vinny Cerrato begins his seventh season with Washington, currently overseeing all aspects of player personnel. In his role as Vice President of Football Operations, his responsibilities include managing the Redskins draft, identifying free agency needs and acquisitions, coordination of all pro and college player evaluations, and day-to-day football operations of the organization.

Cerrato began his first tour in Washington in the summer of 1999. His first two years in Washington were busy, helping acquire future Hall of Famers

Bruce Smith and Deion Sanders, as well as several free agents including Irving Fryar and Mark Carrier. He orchestrated trades with the Miami Dolphins (Matt Turk) and Denver Broncos (Clinton Portis) and swapped first-

round draft picks with the 49ers, leading to the additions of the second and third overall picks in the 2000 NFL Draft (LB LaVar Arrington and OT Chris Samuels).

Cerrato left the Redskins for the 2001 season, spending the year as an analyst for ESPN and ESPN.com. He rejoined the team in 2002 as Director of Player Personnel and was named Vice President of Football Operations in 2003.

Before coming to Washington, he spent nine seasons with the San Francisco 49ers including their Super Bowl XXX year in 1994. He joined San Francisco in 1991 as Director of College Scouting, helping to draft players including Ted Washington, Ricky Watters, Dana Stubblefield and Bryant Young. In 1995, Cerrato was promoted to Director of Player Personnel, overseeing all college scouting and draft activities as well as pro scouting of NFL players and opponents. Again, Cerrato made an impact as his drafts produced such standouts as Terrell Owens, Lee Woodall and Lance Schulters.

Before breaking into the NFL, Cerrato served as the football recruiting coordinator under Lou Holtz at Notre Dame (1986-90). During that time, the Irish played in four Bowl games, won the 1988 NCAA National Championship, and had 23 players selected in the first and second rounds of the NFL Draft. Cerrato started his career as a graduate assistant for the Minnesota Golden Gophers (1983-84) before he was promoted to recruiting coordinator in 1985, a position he served one year before moving on to Notre Dame.

A 1982 graduate of Iowa State, Cerrato lettered at quarterback and wide receiver all four years. He was born in Flushing, NY and grew up in Albert Lea, MN, where he played football, track and hockey. Cerrato and his wife Rebecca, a doctor completing her residency in orthopedics, have two sons, Vincent John and Charles.

2005 Rookie Report

The Redskins chose to upgrade their secondary when they drafted cornerback Carlos Rogers out of Auburn University with the No. 9 overall pick in the 2005 NFL Draft. The pick paid dividends almost immediately as Rogers appeared in 12 games, while starting five of them during his rookie campaign. He registered 40 tackles, good for 12th-best on the Redskins defense, fifth among defensive backs. Rogers finished the season strong, recording his first two career interceptions in back-to-back games against San Diego and St. Louis late in the year, tying himself for third among NFL rookies. With the departure of veteran Walt Harris during the off-season, Rogers is now penciled in as the full-time starter opposite Shawn Springs at cornerback.



With the second of their two first-round picks, the Redskins went back to the Auburn well, drafting standout quarterback Jason Campbell with the No. 25 overall pick. Campbell spent the 2005 season learning from the experience of veteran Mark Brunell while familiarizing himself with the offense.

Fifth-round selection Robert McCune turned out to be a pleasant surprise for Special Teams Coach Danny Smith. Activated in November, the former Louisville Cardinal finished the season with eight special teams tackles as a member of the various coverage units.

OWNERSHIP
SCOUTING
PLAYERS
STATISTICS
RECORDS
HISTORY
SIDELINES

Director of Pro Personnel



Louis Riddick

13th NFL Season
6th Redskins

Arena League and players participating in NFL Europe. He oversees all in-season and off-season free agent workouts and assists the coaching staff in assembling the eight-man practice squad before the start of the regular

season. Along with the rest of the personnel staff, he plays a significant role in the team's preparation for the annual NFL Draft.

Riddick enjoyed a seven-year career in the NFL as a safety, amassing 172 tackles and two sacks. He joined the league as a ninth-round selection of the San Francisco 49ers in the 1991 NFL Draft and went on to play for the Atlanta Falcons, Cleveland Browns and Oakland Raiders. He finished off his NFL playing career with the Raiders in 1998, posting 49 tackles and one fumble recovery.

Riddick was awarded an athletic scholarship and provost academic scholarship to the University of Pittsburgh, where he was a four-year letter winner (1987-90). As a scholar athlete, he was named academic All-America both junior and senior years, in addition to earning All-BIG EAST honors and being voted by his teammates as captain for his senior season. He graduated in 1991 with a degree in economics.

The Quakertown, PA native was a USA Today, Parade, and Bally All-American at both running back and safety at Penridge High School. Following his senior season, he was ranked by Parade as the eighth most sought after player in the country. Riddick comes from a football family - his brother Robb played running back for the Buffalo Bills (1981-88); his cousin Tim Lewis is the defensive coordinator for the New York Giants and a former first-round draft pick of the Green Bay Packers; and his cousin Will Lewis is the pro personnel director for the Seattle Seahawks. He has two daughters, Lauren and Lindsay.



Undrafted FAs Step Up

The 2005 season may be remembered as the year of the undrafted free agent for the Redskins defense. Led by 4th-year man Lemar Marshall who went undrafted out of Michigan State in 1999, Gregg Williams' defense featured 11 different UFAs. Marshall proved to be a force in only his second season as a starter, leading the defense in total tackles (132), solos (103) and interceptions (4). Fellow UFA Ryan Clark helped man the secondary, racking up 72 tackles and leading all Redskins DBs with his career-high three interceptions from the safety position. In all, undrafted players combined to record 299 tackles, 7.5 sacks, and eight interceptions for the NFL's ninth-ranked defense.

Offensively, undrafted receivers David Patten and James Thrash served as contributing members to the Redskins aerial attack, combining to catch 36 balls for 411 yards. When it comes to offensive contributions from UFAs, fullback Mike Sellers enjoyed a breakout season in 2005. After becoming quarterback Mark Brunell's favorite target inside the red zone, Sellers hauled in seven touchdown passes, tying teammate Chris Cooley for the NFL lead in touchdown receptions by non-receivers.

On special teams, several undrafted players made names for themselves in the return game and also on coverage teams. Third-year return specialist Antonio Brown brought back a total of 19 kickoffs for 439 yards and scored his first career touchdown on a 91-yard return that put the Redskins ahead for good late in third quarter at Arizona on Dec. 11. Thrash also appeared on special teams, returning 10 punts for 77 yards and seven kickoffs for 170. On coverage units, UFA linebacker Khary Carripball led the team with 34 tackles, finishing ahead of the second-best Sellers' 30. Despite missing five of the first six games with an injury, veteran UFA placekicker John Hall finished 12-of-14 on field goals, a career-high 85.7% accuracy. He was also a perfect 27-for-27 on PATs.

Director of College Scouting



**Scott
Campbell**
19th NFL Season
5th Redskins

Atlanta Falcons in 1987, serving as an assistant to his father, Head Coach Marion Campbell. He spent three years as the administrative assistant to the coaching staff, helping coordinate training camp, scouting, quality control and additional football logistics. In 1990, he moved over to Atlanta's personnel department full-time for a seven-season run as an area scout.

Campbell earned his bachelor's degree in education from the University of Georgia in 1984, where he played on the offensive line for three SEC Championship squads, including the 1980 National Championship team. He went on to earn a master's degree in education from Auburn University in 1986, while working with the Tigers' football program as a graduate assistant from 1985-86. Campbell and his wife, Cindy, have two daughters, Courtney and Caroline, and live in Ashburn, VA.

Scott Campbell returns as Director of College Scouting for the 2006 season. He originally joined the Redskins in 2001 in the same capacity, overseeing the area scouts and assisting with the Redskins draft operations before heading up the scouting of pro personnel for the previous four seasons.

Previously, Campbell spent the 2000 season in Chicago as the Bears' director of pro personnel, after three seasons in Kansas City, serving as the southeast area scout (1997-99).

He began his NFL career with the

Director of Football Administration



Eric Schaffer
4th NFL Season
4th Redskins

Eric Schaffer returns for his fourth season with the Redskins and his second as Director of Football Administration. During his first two seasons, his primary responsibilities included managing the salary cap and negotiating player contracts. Schaffer conducts extensive research and analysis of NFL player contracts and statistics throughout the League and is responsible for ensuring that the Redskins are in compliance with NFL personnel and salary cap rules.

Prior to joining the Redskins, Schaffer spent 11 years with International Management Group (IMG) in various roles. He started as an intern for IMG's founder Mark McCormack, moved on to their motorsports division where he sold corporate sponsorships and managed young race car drivers, and eventually became the staff counsel for IMG Football, where he oversaw all legal issues related to 90 NFL clients and negotiated player contracts as an NFLPA registered agent.

Schaffer holds both a bachelor's degree in history from the University of Michigan and a law degree from Case Western Reserve University where he completed his studies while working full time for IMG. A native of Cleveland, OH and a member of the Ohio Bar Association, Schaffer currently resides in Ashburn, VA with his wife, Jaymie and son, Cameron.

Record Crowds at FedExField

Redskins games have been sold out for the past 39 seasons, totaling 320 games (including regular season and post-season play). The following are record crowds at the Redskins home stadium, FedExField:

Date	Opponent	Outcome	Attendance
12/18/05	Dallas	W, 35-7	90,588
9/27/04	Dallas	L, 18-21	90,367
11/07/05	Philadelphia	W, 17-10	90,298
10/10/04	Baltimore	L, 10-17	90,287
12/24/04	New York Giants	W, 31-20	90,177

Pro Scout



Don Warren
16th NFL Season
16th Redskins

yards and seven touchdowns. Warren played in four Super Bowls under head coach Joe Gibbs (XVII, XVIII, XXII, XXVI), winning three. He

had his best year as a pro in 1980 where he recorded a career-high 31 receptions. Warren was named to the Redskins 70 Greatest team in 2002. He was drafted by the Redskins in the fourth round of the 1979 NFL Draft, playing all 14 years of his career with Washington.

Following his playing career, he worked as a football and baseball coach at Centreville High School in Virginia.

He and his wife, Irene, have three sons: Blake, Brett, and Beau, and reside in Clifton, VA.

Don Warren returned to the burgundy and gold in 2005 after a 12-year hiatus, this time off the playing field. Now in his second season as a pro scout, Warren will continue to assist in the advance scouting of Washington's opponents, as well as evaluating talent in each of the professional leagues.

Warren had a stellar career at tigr end with the Washington Redskins from 1979 to 1992. He played in 193 games, recording 244 receptions for 2,536



Pro Scout



Terry Ray
7th NFL Season
2nd Redskins

26 starts and recording 193 tackles (123 solo), one sack and four interceptions.

After five seasons in the NFL, he continued his career in the CFL at linebacker and safety. During his six CFL seasons, Ray spent time with the Edmonton Eskimos and finished off his career with the Winnipeg Blue Bombers in 2004. Among the many honors, he was named the Eskimos Most Outstanding Defensive Player three times, a West Division All-Star three times and a CFL All-Star twice. He totaled 448 tackles (382 solo), seven interceptions for 109 yards, 15 sacks and 12 pass deflections in 92 games.

Ray was born in Belgium and played college ball at Oklahoma. He and his wife Marie have a son, Terran (9) and a daughter, Quincy (7) and reside in Virginia.

Terry Ray joined the Redskins front office in 2005 following a solid playing career in the Canadian Football League and the NFL.

Originally a sixth round selection of the Atlanta Falcons in the 1992 NFL Draft at safety, Ray went on to play for the New England Patriots for four seasons (1993-96) and appeared in Super Bowl XXXI. He ended his NFL career

appearing in 73 games with



Future Super Bowls

Super Bowl XLI	February 4, 2007	Dolphins Stadium	Miami, FL
Super Bowl XLII	February 3, 2008	Cardinal Stadium	Glendale, AZ
Super Bowl XLIII	February 2, 2009	Raymond James Stadium	Tampa, FL
Super Bowl XLIV	February 2010	Dolphins Stadium	Miami, FL

National Scout



Joel Patten

19th NFL Season
6th Redskins

a part-time Washington scout in 1996.

Patten played eight seasons in the NFL and three years in the USFL as an offensive tackle. He initially signed as an undrafted free agent with the Cleveland Browns in 1980. In his NFL career, Patten played a total of 56 games for the Browns (1980-82), Indianapolis Colts (1987-88), San Diego Chargers (1989-90) and Los Angeles Raiders (1991-1992). Patten played all three seasons of the USFL's existence, for the Washington Federals (1983-84) and the Orlando Renegades (1985). As a player, he lists his two biggest NFL thrills as being a member of the Cleveland Browns' playoff team in his rookie season of 1980 and making his first Monday Night Football start for the Colts (vs. Chicago) in 1987.

Patten holds a degree in history from Duke, where he played tight end and was co-captain for the Blue Devils. The son of a career Army man, Patten was born in Augsburg, Germany. He and his wife of 22 years, Betsy, live in Fairfax, VA, with their three children, Jake, Christina and Kimberly. Jake attends Virginia Tech and was a member of the 2005 ACC Champion Hokies that played in the Sugar Bowl.

Joel Patten returned to the Redskins front office in 2004 after a four-year hiatus, signing back on with Washington as the team's national scout. Patten spent the previous four seasons as a member of the Houston Texans personnel department, responsible for scouting the southeastern part of the country for talent. Before his stint with the Texans, Patten spent three years in a similar position with the Redskins working under current Texans' general manager Charley Casserly. Patten was also

National Scout



Russ Bolinger

23rd NFL Season
2nd Redskins

field as an offensive lineman for the Lions from 1976-1982. He finished his playing career with the Los Angeles Rams from 1983-85 and also had a stint with the USFL Memphis Showboats in 1985.

A standout player at the University of California-Riverside and Long Beach State, he won the Lynn Hoyem Outstanding Senior Award and played in the 1976 East-West Shrine All-Star Game. He graduated from Long Beach State in 1975 with a bachelor's degree in liberal arts. He is an inductee into both the University of California-Riverside Hall of Fame and Long Beach State Hall of Fame.

He and his wife, Paula, have four children: Joey, Kaylin, Jackie and Tony.

Russ Bolinger joined the Redskins in 2005 as a national scout after spending the previous nine seasons in the personnel department of the Detroit Lions.

From 1994-95, Bolinger served a two-year stint as a scout for the Jacksonville Jaguars. Prior to that, he spent three seasons at the University of Utah - serving as a graduate assistant in 1991 and as recruiting coordinator in 1992 and 1993.

Bolinger began his NFL career on the

SEPTEMBER 16, 1937

The Washington Redskins played their first game in the Nation's Capital on this day in 1937. 19,941 fans came out to see the Skins take on the New York Giants at flood-lighted Griffith stadium. QB Riley Smith scored all of the Redskins' points with two field goals and a 60-yard touchdown romp, booting the extra point. The Redskins earned a 13-3 victory over Eastern Conference rival New York.

Area Scout



Tim Gribble

7th NFL Season
5th Redskins

96). He also played baseball for the Dukies. Gribble was a double major, earning degrees in psychology and sociology. He is single, and lives in Pittsburgh, PA.

Tim Gribble returns for his fifth season with the Redskins, now as an area scout, evaluating college prospects at schools throughout the south.

He joined the Redskins in 2002 as a personnel assistant. Before coming to Washington, he spent two years with the Pittsburgh Steelers as an assistant to the scouting department.

Previously, he was an assistant coach for his alma mater, Duquesne University, serving as the special teams coordinator (1996-2000),

defensive line coach (1996-1998) and running backs coach (1998-2000). At Duquesne, he was a four-year starter at fullback and team captain (1992-

Area Scout



Shemy Schembechler

11th NFL Season
6th Redskins

Michigan coach Bo Schembechler (from 1969-99). While at Michigan, Schembechler assisted in the recruitment of many future NFL stars including Redskins tackle Jon Jansen. During his tenure (1993-95), he was also part of three Bowl championship teams (Hall of Fame Bowl, Holiday Bowl and Alamo Bowl).

A 1992 graduate of Miami University (OH), he and his wife, Megan, reside in Worthington, OH.

Shemy Schembechler begins his sixth season with the Redskins, having joined the staff prior to training camp in 2001. In his first year with Washington, he served as the midwest area scout, adding the northeast region to his responsibilities in 2002. Previously, he served as the midwest BLESTO scout for the Chicago Bears (1998-00). Schembechler got his start in the NFL as a scouting assistant with the Kansas City Chiefs in 1996, a position he held for two seasons.

He began his career as a graduate recruiting assistant at the University of Michigan in 1993, following in the footsteps of his father, legendary

Area Scout



Jim Zeches

6th NFL Season
2nd Redskins

outside linebackers from 1991-1998. Zeches also coached the tight ends his final two seasons.

A Los Angeles native, Zeches earned two varsity letters while playing center at Cal-State Northridge (1971-72). Following five years of coaching preps, Zeches served as a graduate assistant at UCLA from 1978-1980 under Terry Donahue. He joined Arizona Cardinals head coach Dennis Green's staff at Northwestern in 1981 coaching the defensive line until 1986. In 1987, Zeches coached the inside linebackers at Weber State.

Zeches and his wife, Kathy, have a son, Brian, who is a quarterback at Idaho State.

Jim Zeches joined the Redskins front office in 2005 as an area scout. He spent the previous four seasons in the same capacity with the San Francisco 49ers.

Upon joining the 49ers, Zeches brought 28 years of coaching experience to his new front office role. Zeches joined the 49ers staff after spending 12 years in various positions at Washington State University. In addition to his coaching responsibilities,

he served as the recruiting coordinator for the Cougars during the last seven years of his tenure there. He originally joined the WSU staff in 1989 as defensive line coach. He then moved to coach the

Area Scout



Mike Faulkner

31st NFL Season
8th Redskins

before assuming a front office role with the San Francisco 49ers (1991-97) and Seattle Seahawks (1998-99).

During his first go-round with the Redskins, Faulkner was a coaching intern under George Allen before also coaching the wide receivers in 1978 under Coach Jack Pardee.

Faulkner coached in the CFL with Toronto (1979) and Montreal (1982) and was a college coach at Eastern Illinois in 1981. He started coaching in the prep ranks at West Virginia in 1972. He played quarterback and defensive back at West Virginia Tech from 1965-69. He is married to Laura and resides in Russell, KS.

Mike Faulkner rejoined the Redskins front office in 2005 as an area scout. He served in the same capacity with Washington from 1974-78 and as director of college scouting in 2000.

For the past four seasons, Faulkner served as an area scout for the New Orleans Saints, the last two as Western Regional Supervisor. He brings 29 years of experience back to Washington including coaching stints with the New York Giants (1980), New York Jets (1983-89) and Cleveland Browns (1990)

College Scouting Assistant



Chip Flanagan

2nd NFL Season
2nd Redskins

Brunswick, ME in 2000. He also received a master's degree in sport management from UMass-Amherst in 2004. While at Bowdoin, he was a three time letterman in football at outside linebacker as well as team captain. He also

lettered in baseball. Flanagan is single and resides in Washington, DC.

Chip Flanagan begins his second season as a college scouting assistant after serving as an intern in the personnel department during the 2004 season. In his current role, he will continue to be involved in the day-to-day operations of the personnel department as well as assisting in the evaluation of college and pro players, including NFL Europe prospects.

The Lowell, MA native received a degree in mathematics and a minor in economics from Bowdoin College in

Pro Personnel Assistant



Alex Santos

1st NFL Season
1st Redskins

line, head strength and conditioning coach as well as being the school's special education instructor.

A 2000 graduate of North Carolina State University, Santos holds a bachelors degree in Spanish Literature and a masters degree in Special Education from Jersey City State University. A native of Paterson, NJ, he currently resides in Herndon, VA.

Alex Santos joins the Redskins in 2006 as a pro personnel assistant. He will aid the personnel department in a variety of areas including the evaluation and scouting of professional players as well as those participating in NFL Europe.

Santos spent 2005 as a quality control/offensive line intern coach at Vanderbilt University. Prior to that, he was the assistant head football coach at Eastside High School in Paterson, New Jersey. His additional responsibilities at

Eastside included coaching the offensive

Salary Cap Assistant



Matt Jacobson

2nd NFL Season
2nd Redskins

Matt Jacobson begins his second season with the Redskins, working closely with Eric Schaffer on salary cap and player contract issues.

Prior to joining the Redskins, he spent three summers interning at Legg Mason.

A native of Tampa, FL, Jacobson graduated from Boston College in 2005 with a degree in finance and a minor in history. He has one brother and one sister, is single and resides in Herndon.

Director of Player Development



John 'JJ' Jefferson

15th NFL Season
7th Redskins

John "JJ" Jefferson begins his seventh year at the helm of the Redskins player development efforts. In his role, Jefferson's responsibilities include the integration of players into professional football, encouraging their educational development, and acting as a counselor to both rookies and veterans as needed throughout the season.

During the off-season, Jefferson coordinates an internship program that assists players in locating and securing opportunities that help them earn practical

job experience that may lead to a second career when it comes time to leave the playing field. He also works closely with players in family assistance and financial programs. Previously, he spent five years as the Director of Student-

Athlete Life at the University of Kansas.

A member of the famed "Air Coryell" offense that revolutionized San Diego's passing game, Jefferson played wide receiver for the Chargers in the late 1970s and early 1980s. Known for his acrobatic catches, he was selected to the Pro Bowl four times, and won a Pro Bowl Co-MVP selection in 1983. Jefferson, along with his 1980 San Diego Chargers teammates Dan Fouts, Charlie Joiner, and Kellen Winslow Sr., was voted the best passing unit in NFL history. He began his NFL career as the first-round draft choice of the Chargers in 1978. He also played with the Green Bay Packers (1981-84) and the Cleveland Browns (1985).

Jefferson is a graduate of Arizona State University with a bachelor's degree in history. He and his wife, DeWanda, have two children, Tiffany and John II, and live in Ashburn, VA.

Administrative Assistant



Kathy Weyzen Player Personnel

Athletic Training

Director of Sports Medicine



**Lamar
'Bubba' Tyer**
35th NFL Season
35th Redskins

Bubba Tyer returns as the senior staffer in the Washington Redskins organization, to oversee the team's athletic training and medical needs, and to work as a liaison with the coaching staff. Tyer will have the opportunity to blend his skills, both as a fixture among the training room staff and as a member of the Redskins front office.

One of the most popular figures in Redskins history, Tyer has spent 34 seasons with the Redskins, 25 of them as

head athletic trainer. As one of the most respected members of his profession, Tyer was recognized as the NFL's top trainer in 2000. He was recently inducted to the franchise's Ring of Fame at FedEx Field, at the end

of the 2003 season. He will continue to be an invaluable resource both to Head Coach Joe Gibbs and the Redskins athletic training staff, headed by John Burrell.

In his 34 seasons with the Redskins, Tyer has been part of five Super Bowl appearances and three World Championship teams. He has played an integral role in helping the team to 14 playoff seasons and seven division titles. From 1971-2002, the Redskins compiled a 303-215-2 record, in which he oversaw the careers of seven Hall of Famers.

A graduate of Lamar University in Beaumont, TX, Tyer was head trainer for the United States Marine Corps' varsity sports program at Quantico for three years (1968-1970) before joining the first staff of another Redskins Hall of Fame Coach, George Allen. Tyer is a former president of the Pro Football Athletic Trainers Society. He and his wife, Cathy, have one daughter, Ashley, and they reside in Ashburn, VA.

Head Athletic Trainer



**John
Burrell**
12th NFL Season
3rd Redskins

John Burrell came to Washington in 2004 as head athletic trainer. He joined Coach Gibbs' staff from the Jacksonville Jaguars where he spent nine seasons as an assistant athletic trainer. He was with the Jaguars since their inaugural season in 1995.

Burrell moved into a full-time NFL assistant position in 1995 after spending five years as a summer assistant trainer with the Atlanta Falcons.

A native of Vicksburg, MS, he served as head athletic trainer at Alcorn State University in Lorman, MS, and assistant athletic trainer of the Shreveport Pirates of the Canadian Football League during the team's inaugural season.

Burrell serves on a number of state and local athletic training boards and committees. In 2000, he was appointed by Florida governor Jeb Bush to serve as a member of the newly created Board of Athletic Training and in 2002 he was reappointed to the same position. He is also a member of the National Athletic Trainers Association and the Virginia Athletic Trainers Association.

Burrell received his bachelor's degree in athletic training from the University of Southern Mississippi.

Associate Athletic Trainer



Eric Steward
6th NFL Season
6th Redskins

the 2000 NFL season as an intern with the Pittsburgh Steelers.

Steward is a Boston, NY native, and a graduate of Canisius College in Buffalo. He lives in Ashburn, VA, where he is also a volunteer EMT and firefighter with the Ashburn Fire and Rescue Department. Steward was

engaged to fiancée, Theresa, during the 2006 off-season

Director of Rehabilitation



Larry Hess
5th NFL Season
5th Redskins

Larry Hess begins his fifth season with the Washington Redskins, this season as Director of Rehabilitation, after joining the team in 2002. He assists John Burrell and Eric Steward with the preparation, treatment and rehabilitation of the team throughout the year.

Hess joined the Miami Dolphins in 1998 as an intern, spending three seasons assisting during training camp, mini camp and game day activities. He was also the head athletic trainer at Dunbar High School in Fort Myers, FL.

A native of Pittsburgh, PA, he earned his bachelor's degree in life science in 1998 and his master's in physical therapy in 2001, both from Nova Southeastern University in Ft. Lauderdale, FL. Hess is a certified strength and conditioning specialist. He and his wife, Beth, and son, Matthew, live in Ashburn, VA.

Equipment Manager



Brad Berlin
6th NFL Season
6th Redskins

In his sixth season with the Washington Redskins, Brad Berlin oversees all aspects of the equipment and locker rooms at Redskin Park and FedExField. His responsibilities include the purchase and maintenance of all team equipment, as well as outfitting players, coaches and other football staff for both practices and games, as well as special community service and media events throughout the year. Berlin, along with assistant Anders Beutel, is charged with the coordination

and transport of all team gear for training camp and road contests.

Berlin has nine years of experience on the collegiate level, beginning his career as head equipment manager with Utah State in 1992. He moved on to oversee operations at Colorado State from 1994-1998, then joined Missouri in 1998. He spent the 2000 season with Louisville as the assistant athletic director for equipment, before joining the Redskins in 2001.

A native of Marshall, MO, he received his bachelor's degree in educational studies and sports management from the University of Missouri in 1989. He continued his studies at Missouri, earning his master's of education and sports management in 1993. Brad and his wife, Kellie Ann, have a daughter, Miranda, a son, Brady, and live in Leesburg, VA.

Equipment

Assistant Equipment Manager



Anders Beutel

10th NFL Season
6th Redskins

NFL Europe, as the assistant equipment manager for the Frankfurt Galaxy in 1997, and as head equipment manager for the Amsterdam Admirals during their 1998 and 1999 campaigns.

During the off-season, Beutel spends his free time coaching youth ice hockey in Washington, DC. He is originally from River Falls, WI, and now resides with his wife, Kerry, in Ashburn, VA.

Anders Beutel returns for his sixth season with the Redskins, having joined the team in 2001. His responsibilities include assisting equipment manager Brad Berlin in the distribution and maintenance of equipment and uniforms, as well as assisting the Washington coaching staff on the practice field.

He came to Washington from the Tampa Bay Buccaneers, where he was an equipment assistant for four seasons (1997-2000). Beutel began his career with

Video

Video Director



Mike Bracken

8th NFL Season
7th Redskins

maintaining video and digital equipment.

Bracken came to the Redskins after serving as video coordinator for University of South Carolina basketball for one season (1999-2000) and USC in 1998. He got his start in the NFL as a video intern with the Philadelphia Eagles (1997-98).

Bracken graduated from Lycoming College where he played defensive back and helped his team to two conference titles. A native of Clifton Heights, PA, Bracken lives in Leesburg, VA, with his wife, Dawn Marie, and daughter, Erin Marie.

Mike Bracken begins his seventh season with the Redskins, his third as the head of the video department. His responsibilities include overseeing the daily operations, including assisting the coaching and scouting staff with game tape and player highlights. He conducts the editing of video for all practices and games, produces "cut-ups" of upcoming opponents, and creates highlight tapes for use in meetings throughout the season. He is also in charge of purchasing and

Assistant Video Director



Matthew Shea

3rd NFL Season
3rd Redskins

duties included contract negotiations and management of channel sales in the international market. While at Pinnacle, he also implemented the video network solution used by the Tampa Bay Buccaneers during Super Bowl

week. Shea received his bachelor degree in history from the University of Minnesota-Morris where he also was a three-year letter winner in football and team captain during his senior season. A native of Glenwood, MN, he is single and resides in Washington, D.C.

Matthew Shea joined the Washington Redskins video department in May 2004 and along with Tom Long, is responsible for the taping and editing of all games and practices. He is also responsible for compiling video for the Redskins coaching staff and personnel department prior to free agency and the NFL Draft.

He came to the Redskins after serving as the International Account/Business Development Lead Pinnacle Systems in Lowell, MA where his

Video Assistant



Tom Long
2nd NFL Season
2nd Redskins

Tom Long begins his second season in the Redskins video department, assisting Mike Bracken and Matt Shea with the day-to-day operations of the department, including the taping of practices and the editing of all video material for the coaching staff and personnel department. Also, he is specifically responsible for all video requests by the special teams and Coach Danny Smith.

Long came to the Redskins after spending three years as a student video assistant for the University of Maryland Terrapins football team from 2001-03.

The Teaneck, NJ native received a degree in kinesiology from the University of Maryland-College Park in 2004. He resides in Germantown, MD.

Team Admin

Team Administration



Derrick Crawford
7th NFL Season
7th Redskins

Derrick Crawford begins his seventh season with the Redskins, third in his current role. He joined the organization in 1999 working with the stadium operations department.

Crawford is responsible for the day-to-day football operations, including team travel, budgets and the preparation and planning for training camp.

A native of Martinsburg, WV, he earned his bachelor's degree in sports management in 1999 from Shepherd

University. He, his wife Dari, son D'Wayne and daughter Dasia live in Charles Town, WV.

PORTIS' RUN TO 6,000

Over the course of his first four NFL seasons, running back Clinton Portis has gained an impressive 5,930 rushing yards. With a career average of more than 105 yards per start, Portis is on pace to pick up the 70 he needs to reach the benchmark 6,000-yard plateau in the first game of the 2006 season. Eclipsing the milestone in the season opener, just his 61st career game, would put Portis in front of Hall of Famer Walter Payton as the fifth fastest player in NFL history to reach the 6,000 mark. In assuming the number five spot, Portis will join an impressive list of ball carriers to have hit 6,000 in under 65 games.

FASTEST TO 6,000

Player	Number of Games	Career Rushing Total
Eric Dickerson	53	13,259
Earl Campbell	56	9,407
Jim Brown	58	12,312
Terrell Davis	58	7,607
*Clinton Portis	60	5,930
Walter Payton	63	16,726

Staff



Steven Ables



Terrance Alexander



Julie Allstrom



Gregory Bacon



John Baker



Kirt Bakos



Ron Bauer




Jason Baum



Jonathan Bean



Kathy Bemowski



Scott Bimba



BJ Blanchard



Chris Bloyer



Matthew Blundell



Alonzo Bowling



Shani Brim



Michael Brodney



Bernard Brown



Yolanda Brown



Kwame Bryan



Ed Burke



Kenneth Burke



Sam Burris



Danny Callahan



Josh Chernikoff



Cheri Collins



Jordan Cookler



BJ Corriveau



Gretchen Cox



Jamie Creel



Nick Criscuolo



Juan Cruz



Michael Cunningham



Becky Dean



Tim DeLaney



Dev Dey



Michael Dillow



Marvin Dixon



David Donovan



Marc Dress



Leon Duncan



Jayme Dungan



Rodney Dyson



Karen Edwards



Trey Ely



Richard Fajardo



Anthony Fanticola



James Fehrmann



William Flores



Christine Folkers



Dustin Fox



Jason Friedman



Jackie Gage



Rajiv Gandhi



Kathy Garcia



Kristen Gardner



Kevin Gasque



Chris Geron



Mitch Gershman



Scott Goodspeed



Dennis Greene



Oscar Gresham



Mason C. Hallman



Alphons Harrell




Aaron Haviland



Joey Heaton



Andrew Hession



Kendall Hicks



Roy Hossler



Nancy Hubacher



Patty Huber



Angela Hunt-Hysan



Casey Husband



Jon Isaacs



Stephanie Jojokian



Craig Jones



Jamilla Keene



Stewart Killen



Jermaine Kinig



Matthew King



Lee Kuiters



Joe LaBue



Jolene Lanham



Charlene Lefkowitz



Bill Lindsey



Matt LoRusso



Gary Lower



Neil MacDonald




Vladimir Martinez



Catherine Matthews




Tiffani Mattingly



Michael Maxwell



Sandra Mboh



Raleigh McClam



Sean Meadows



Keri Ann Meslar



Larry Michael



Carlos Montoya



John Murphy



Joyce Myers



Tom Nagle



Rod Nenner



Rebecca Norris



Gary Parker



Kevin Parr



Tracey Pettit



Virginia Pettit



James Proffitt



Wilbert Rice



Jeffrey Ritter



Tatiana Rudd



Genae Russell



Deb Schauer



John Schlieman



Bretta Schnepf



Cory Schreckengost



Shripal Shah



Ricardo Shepherd



Norma Shorter



Erin Skladany



Jay Sloan



Jeremy Stephens



Ed Stepney



Mike Stevens



Steven Stratchko



Greg Stup



Timothy Sutton




Jordana Taylor



Valencia Taylor



Melanie Treanor



Tim Vidsens



Cecilia Walcek




Aaron Waller



Ralph Watts



JR Webb



Donald Wells



Stephanie Wu




Adam Zissman




Brian Hosmer

Not Pictured: Sevengia Blakey, Kevin Brown, Ryan Dailey, Scott Edwards, Brenton Fairnot, Rachel Gaffney, Herbert Horner, Brian Hosmer, Amy Johnson, Derek King, Lorenzo King, Ronald King, Cindy Mangum, Norman Richardson, Marcellus Riley, Karl Swanson, Brandon Turley, Kevin Wilson

FedExField






Veterans

71 ETHAN ALBRIGHT

LONG SNAPPER



Height: 6-5
Weight: 265
Birthdate: 5/1/71
North Carolina
Grimsley High School
Greensboro, NC
11th NFL Season



NFL Acquisition: Signed by Miami as an undrafted free agent on April 28, 1994.

How Acquired: Originally signed with the Redskins as a free agent on March 9, 2001 and re-signed on March 7, 2003.

2005 Season:

- Albright handled all long snapping duties for the Redskins with no botched efforts and appeared in all 16 regular season games for the 10th straight season.
- He recorded four special teams tackles.
- He handled long snapping duties in the Redskins Wild Card and Divisional playoff games.

Pro Career:

2004 Season:

- Albright maintained his status in 2004 as one of the league's best long snappers, handling snapping duties in all 16 games for the Redskins.
- He was an integral part of a PAT and field goal unit that was 25-for-25 on PATs and 19-for-27 on field goals for the season.
- He also posted four special teams tackles, including one solo tackle.

2003 Season:

- Albright appeared in all 16 games with the Redskins in 2003 as long snapper on field goal, PAT and punt placement protections.
- He helped the field goal team and kicker John Hall connect on 25-of-33 attempts and 26-of-27 PAT attempts.
- He also posted three special teams tackles, all on punt coverage. He has logged 49 career special teams tackles.

2002 Season:

- He was perfect on all snaps and helped the Redskins placekickers finish the season 16-of-25 on field goals and 33-of-34 on PATs.
- He was also flawless on all punt placement snaps, and helped the team to a 30-yard net average. He recorded four special teams tackles, giving him 42 for his career.

2001 Season:

- He played in all 16 games and recorded four special teams tackles in 2001. In Week 2 at Green Bay (9/25), he had a season-high two special teams tackles, when he stopped punt returner Antonio Freeman twice in GB territory. His snaps were key in kicker Brett Conway making 79% of his FG attempts and 100% of his PATs.



Albright In Brief:

One of the NFL's best and most consistent long snappers, Albright is an all-around asset on special teams. He has played in all 16 regular season games for the past 10 seasons (Buffalo, 1996-2000; Washington, 2001-05).

2000 Season:

- Albright served as the Bills' long snapper in all 16 games and made a career-high 10 special teams tackles (eight solo), all on punts. His accurate snaps were key to kicker Steve Christie hitting four game-winning FGs.
- Albright made a season-high three special teams tackles in the season-opener vs. the Titans. In Week 2 vs. the Packers, he made his second career fumble recovery and returned it 17 yards to set up a Bills TD in their 27-18 win. He was perfect snapping on three FG attempts and one PAT at New England (11/5), helping Christie win Player of the Week honors.

1999 Season:

- Albright was the long snapper in all 16 games for the Bills plus a Wild Card playoff game at Tennessee (1/8).

1998 Season:

- Albright's accurate snaps played a big role in kicker Steve Christie establishing a Bills single-season record for points (140) and FGs (33). Albright also helped Christie extend his streak of consecutive PATs to 108.
- Albright played in all 16 regular-season games and a Wild Card playoff contest at Miami. He had six tackles on special teams, all on punts.

1997 Season:

- Albright showed poise on a pair of pressure-packed FG tries. Christie's game-winner as time expired in a 9-6 win at Indianapolis (10/20) and Christie's game-tying 55-yarder as regulation time expired at Denver (10/26). Albright played in all 16 games.

1996 Season:

- Albright signed with the Bills after Miami waived him during training camp. He served as Buffalo's long snapper on all kicks. In his first game, he made a clutch snap on Christie's game-winning FG in OT at New York Giants (9/1).
- He was also key to Christie setting a team single-game record with six FGs at New York Jets (10/20). Albright

made eight special teams tackles on punt coverage and saw his first playoff action in a Wild Card game vs. Jacksonville (12/28).

1995 Season:

• After re-signing with the Dolphins on Feb. 16, Albright made his NFL debut in the season-opener vs. New York Jets (9/3). He suffered a season-ending knee injury at New England (11/12). Overall, he made four unassisted tackles on punts.

1994 Season:

• After signing with Miami as an undrafted free agent, Albright was waived on Aug. 22. He re-signed with Miami and was placed on the practice squad on Aug. 29. He was waived on Sept. 14 and re-joined the practice squad on Sept. 28. He was waived on Nov. 2. In the first week of December, Albright was named to the practice squad in Green Bay, where he finished the season.

College/Personal:

- Albright was a four-year letterman and two-year starter at North Carolina. He started every game as a junior and senior and was named first-team All-ACC as a senior. He helped the school set single-season records for points, TDs and total offense. He was also a member of the Academic All-ACC team.
- While at North Carolina, he majored in economics and political science. Albright played baseball, basketball and football at Grimsley High School in Greensboro, NC.
- Albright is also active in the community in conjunction with the Washington Redskins Charitable Foundation. He and his family most recently represented the

Albright Career Statistics

Year	Team	G	GS
1994	Mia/GB	0	0
1995	Miami	10	0
1996	Buffalo	16	0
1997	Buffalo	16	0
1998	Buffalo	16	0
1999	Buffalo	16	0
2000	Buffalo	16	0
2001	Washington	16	0
2002	Washington	16	0
2003	Washington	16	0
2004	Washington	16	0
2005	Washington	16	0
Career	Total	170	0

Redskins at the annual White House Easter Egg Roll in April 2004.

- While in Buffalo, he visited local elementary schools and served as an instructor at the Bills annual football skills clinic for inner-city youth. With the Redskins, Albright has been a regular participant in the Taste of the NFL, benefiting the D.C. Central Kitchen, an organization that prepares unused food as meals and donates it to area shelters. He also takes part in Rally Round the Redskins, benefiting the Ronald McDonald House Charities.
- He and his wife, Katherine, have two daughters and two sons, Mary Grace, Madelyn Costner, Lawson Geoffrey and Nolan Davis. The Albrights live in Greensboro, NC.

40 ADAM ARCHULETA

SAFETY



Height: 6-0
 Weight: 215
 Birthdate: 11/27/77
 Arizona State
 Chandler High School
 Chandler, AZ
 6th NFL Season



NFL Acquisition: Archuleta was selected by the St. Louis Rams in the first round (20th overall) in the 2001 NFL Draft.

How Acquired: He signed with the Redskins as an unrestricted free agent on March 13, 2006.

2005 Season:

- Archuleta started 14 games for the St. Louis Rams and was among the most consistent performers on defense. In the games he started he was the only player on defense to play every snap. He missed two games due to injury (concussion).
- He completed the season with 93 tackles (66 solo) and 3.5 sacks with an interception for a touchdown. He also had five passes defended and one fumble recovery.

Archuleta In Brief:



Archuleta was targeted and signed by the Redskins during the free agency period last offseason and he will immediately add a force to the Redskins secondary. He is a smart, solid athlete with the work ethic that meshes with the Washington defense. He spent the first five seasons of his career with the St. Louis Rams and recorded 547 tackles (360 solo), 15 sacks, 25 pass deflections and two interceptions. Archuleta is a former college linebacker who made the transition to safety in the NFL. Every offseason, he participates in a unique, super-high-intensity shock workout routine focusing on high-speed, high-load and high-volume training.

- His season-high tackles came in Week 2 (at AZ 9/18) when he logged 10 stops (six solo) and had a sack with the Cardinals threatening to score on the 5-yard line with 27 seconds remaining in the game.
- He had an interception return for a touchdown (85 yards) in Week 3 (vs. TENN 9/25) and added seven tackles (six solo).

Pro Career:

2004 Season:

- Played in all 16 regular season games, starting 14, and started both playoff games despite being hampered by a back injury. He tallied his third consecutive 100-plus tackle season, collecting 123 tackles (73 solo) and added two sacks, five tackles for loss, three passes defended, one forced fumble, one fumble recovery, and nine special teams tackles.
- Archuleta had four games with 10-plus tackles.
- He collected a season-high 11 tackles (seven solo) at Atlanta 9/19 then led defensive backs with 10 tackles (six solo), and added three solo special teams tackles vs. New Orleans 9/26
- He recorded eight tackles (four solo) at San Francisco 10/3 and made eight tackles (five solo) in the Rams dramatic come-from-behind victory at Seattle 10/10.
- Archuleta earned Co-"Horse Trailer Player of the Game" honors (along with Torry Holt) for his performance on Monday Night Football vs. Tampa Bay 10/18, as he collected six tackles (three solo) and forced Bucs' RB Michael Pittman to fumble, recovering the fumble, and returned it 93 yards for a touchdown.
- He made 10 tackles (six solo), and earned Special Teams Player of the Week honors with two solo special teams tackles vs. Seattle 11/14 and finished regular season with 10 tackles (three solo) and one pass defended vs. New York Jets 1/2/05.
- He made five tackles (two solo), and added a pass defended in the NFC Wildcard Game at Seattle 1/8/05 and in the NFC Divisional Playoff Game, notched four tackles (two solo) at Atlanta 1/15/05.

2003 Season:

- Archuleta started 13 games at strong safety, missing three contests with an ankle injury. He also notched second consecutive 100-plus tackle season, collecting 101 stops (77 solo) while adding five sacks, five tackles for loss, one interception, eight passes defended, nine QB pressures, one forced fumble, and one fumble recovery.
- His five sacks led all NFL defensive backs in 2003, was the most sacks by an NFL defensive back since 2000 (Tampa Bay's Ronde Barber; 6.5), and marked the first time a Rams' defensive back ever had five sacks in one season.
- In the final eight games of the season, Archuleta made 67 tackles (47 solo), four sacks, one interception, one forced fumble, and one fumble recovery. Also had three games with 10-plus tackles and led team in tackles two times.
- He tied for team-lead (DE Leonard Little) in season opener at New York Giants 9/7, collecting 10 tackles (nine solo) with one sack and two QB pressures.
- In his first game back after ankle injury, tallied 10 tackles (five solo) vs. Baltimore 11/9. On one play

against the Ravens, he sacked QB Kyle Boller forcing a fumble, then recovered the fumble and returned it 45 yards for first career touchdown.

- Archuleta had the first multi-sack game of his career, dropping QB Daunte Culpepper twice vs. Minnesota 11/30, adding 10 tackles (eight solo), one tackle for loss, and two QB pressures. He was named NFC Defensive Player of the Month for November due in part to performances against Ravens and Vikings, adding an eight-tackle game (at Chicago 11/16) and nine-tackle game (at Arizona 11/23) in between.
- He made his first interception of season off QB Jon Kitna against Cincinnati 12/21, returning it 22 yards, while adding seven solo tackles, one tackle for loss, and one pass defended.
- He led all defensive backs with 10 tackles (eight solo) in NFC Divisional Playoff Game vs. Carolina 1/10.

2002 Season:

- Archuleta started all 16 contests, 15 at strong safety, one at weakside linebacker and led team with 149 tackles (101 solo) with 2.5 sacks, one interception, four passes defended, three QB pressures, one fumble recovery, three tackles for loss, and eight special teams tackles. He had seven games with 10-plus tackles and led team in tackles six times, including four in a row.
- He collected then-career-high 14 tackles (10 solo) with first career interception off Giants' QB Kerry Collins, vs. New York Giants 9/15.
- Archuleta established new career-high of 17 tackles (career-high 13 solo) with career-high two passes defended against Oakland 10/13.

2001 Season:

- Archuleta was named to all-rookie teams by *The Football News* and *Pro Football Weekly* after playing in 13 games at strong safety, starting 12. He also started all three postseason games at strong safety.
- He finished sixth on the Rams with 81 tackles (43 solo) and tied for second with seven tackles for loss while notching two sacks for 10 yards, five passes defended, two forced fumbles and one fumble recovery.
- He made 20 tackles in the postseason (14 solo) with one fumble recovery.
- Archuleta registered career-high 12 tackles (eight solo) at San Francisco 9/23 and had first NFL sack for three yards on Monday Night Football at Detroit 10/8.
- He racked up nine tackles (five solo) and helped jar ball loose with 1:03 left that was intercepted by DE Grant Wistrom to seal victory against New York Giants 10/14.
- He led secondary with nine tackles (eight solo) and recovered fumble by RB Ahman Green in NFC Divisional Playoff Game against Green Bay 1/20 and led secondary with seven tackles (four solo) in Super Bowl XXXVI vs. New England 2/3.

COLLEGE/PERSONAL:

- Archuleta was a former walk-on who started last three years in the Arizona St. Sun Devils' linebacker unit. He ranks fourth in school history with 54 stops behind line of scrimmage. He recorded 330 tackles (202 solos) with 14 quarterback sacks, six fumble recoveries and five forced fumbles during four year career, while his 202 solo tackles rank fifth on the Sun Devils' career-record chart.
- Pac-10 Defensive Player of the Year and all-Pac-10



Conference first-team pick as a senior...all-America first-team selection by The Sports Xchange, earning second-team honors from the Walter Camp Foundation. He was a finalist for *Football News*' National Defensive Player of the Year Award. He was one of three finalists for the Dick Butkus Award, given to top linebacker in college football. He led team with career-high 127 tackles (93 solo), four sacks for minus 33 yards, 15 stops for losses of 70 yards and recovered four fumbles and caused three others. He also intercepted a pass and had five passes defended.

- As a junior, named to all- Pac-10 Conference first-team, named team most valuable player and started the final eleven games at weakside outside linebacker. Despite missing the season opener, still led team with 111 tackles (59 solo), had five sacks for minus 51 yards, 21 stops for losses of 102 yards, one interception, 3 pass deflections and a forced fumble. His 21 stops behind the line of scrimmage rank seventh on the school's season-record list.
- He finished with 75 tackles (39 solos), five sacks for minus 38 yards and 18 stops for losses of 74 yards.
- He recovered two fumbles and caused another, and

had one pass defended as a sophomore.

- During his freshman season he appeared in every game as a reserve inside linebacker, recording 17 tackles (11 solos) while appearing mostly on special teams.
- He was an interdisciplinary studies/secondary education major.
- Attended Chandler High in Chandler, AZ and as junior and senior, earned first-team all-Central Region and all-state honorable mention. He was also named Channel 12 News Defensive Player of the Year and All-Valley as a defensive back and running back in final year.
- During offseason, participates in super-high-intensity shock routines focusing on high-speed, high-load, and high-volume training with trainer Jay Schroeder in Arizona.

Single-Game Highs

Total Tackles: 17 vs. Oakland (10/13/02)
Solo Tackles: 13 vs. Oakland (10/13/02)
Interceptions: 1, three times, last vs. Tenn (9/25/05)
Sacks: 2, twice, last vs. New Orleans (10/23/05)

Archuleta Career Statistics

Year	Team	GP	GS	Tot	TACKLES			Yds	INTERCEPTIONS					FUMBLES			
					Solo	Asst	Sk		No	Yds	Lg	TD	PD	FF	FR	Yds	TD
2001	SIL	13	12	81	43	38	2	10	0	0	0	0	3	2	1	24	0
2002	SIL	16	16	149	101	48	2.5	15.5	1	2	2	0	5	0	1	0	0
2003	SIL	13	13	101	77	24	5	36	1	22	22	0	7	1	1	45	1
2004	SIL	16	14	123	73	50	2	15	0	0	0	0	3	1	1	83	1
2005	SIL	14	14	93	66	27	0	0	1	85	85	1	4	0	1	0	0
Totals		72	69	547	360	187	11.5	76.5	3	109	85	1	22	4	5	162	2

PLAYOFFS

Year	Team	GP	GS	Tot	TACKLES			Yds	INTERCEPTIONS					FUMBLES			
					Solo	Asst	Sk		No	Yds	Lg	TD	PD	FF	FR	Yds	TD
2001	SIL	3	3	20	14	6	0	0	0	0	0	0	0	0	1	5	0
2003	SIL	1	1	10	8	2	0	0	0	0	0	0	0	0	0	0	0
2004	SIL	2	2	9	4	5	0	0	0	0	0	0	1	0	0	0	0
Totals		6	6	39	26	13	0	0	0	0	0	0	1	0	1	5	0

Additional statistics: Special Teams Tackles: 2001 playoffs (5); 2002 (8); 2003 (1); 2003 playoffs (1); 2004 (9)

Archuleta Game-by-Game Statistics

2005	Date	Opp.	GS	Tkls	Solo	Asst	Sacks	Yds	Int	Yds	Lg	TDs	PD	FF	FR	Yds
	9/11	at SF	1	5	3	2	0	0	0	0	0	0	0	0	0	0
	9/18	at AZ	1	10	6	4	1	5	0	0	0	0	0	0	0	0
	9/25	TN	1	7	6	1	0	0	1	85	85	1	1	0	0	0
	10/2	at NYG	1	8	6	2	0	0	0	0	0	0	1	0	0	0
	10/9	SEA	1	4	2	2	0.5	4	0	0	0	0	0	0	0	0
	10/17	at INDY	1	9	8	1	0	0	0	0	0	0	1	0	0	0
	10/23	NO	1	8	5	3	2	7	0	0	0	0	0	0	1	0
	10/30	JAX	1	7	3	4	0	0	0	0	0	0	0	0	0	0
	11/13	at SEA	1	6	5	1	0	0	0	0	0	0	0	0	0	0
	11/20	AZ	1	0	0	0	0	0	0	0	0	0	0	0	0	0
	11/27	at HOU	IA													
	12/4	WAS	IA													
	12/11	at MIN	1	11	8	3	0	0	0	0	0	0	0	0	0	0
	12/18	PHI	1	4	2	2	0	0	0	0	0	0	1	0	0	0
	12/24	SF	1	8	4	4	0	0	0	0	0	0	0	0	0	0
	1/1	at DAL	1	6	4	2	0	0	0	0	0	0	0	0	0	0
	Totals		14	93	62	31	3.5	16	1	85	85	1	4	0	1	0

Archuleta Game-by-Game Statistics

2004

Date	Opp.	GS	Tkls	Solo	Asst	Sacks	Yds	Int	Yds	Lg	TDs	PD	FF	FR	Yds
9/12	AZ	1	9	6	3	0	0	0	0	0	0	1	0	0	0
9/19	at ATL	1	11	7	4	0	0	0	0	0	0	0	0	0	0
9/26	NO	1	10	5	5	0	0	0	0	0	0	0	0	0	0
10/3	at SEA	0	8	4	4	0	0	0	0	0	0	0	0	0	0
10/10	at SEA	0	8	4	4	0	0	0	0	0	0	0	0	0	0
10/18	TB	1	6	3	3	0	0	0	0	0	0	0	1	1	93
10/24	at MIA	1	8	6	2	1	9	0	0	0	0	0	0	0	0
11/7	NO	1	8	4	4	0	0	0	0	0	0	0	0	0	0
11/14	SEA	1	10	6	4	0	0	0	0	0	0	0	0	0	0
11/21	at BUF	1	7	4	3	0	0	0	0	0	0	0	0	0	0
11/29	at GB	1	7	4	3	0	0	0	0	0	0	0	0	0	0
12/5	SF	1	8	3	5	0	0	0	0	0	0	0	0	0	0
12/12	at CAR	1	1	0	1	0	0	0	0	0	0	0	0	0	0
12/19	at AZ	1	8	5	3	1	6	0	0	0	1	0	0	0	0
12/27	PHI	1	4	4	0	0	0	0	0	0	0	0	0	0	0
1/2	NYJ	1	10	3	7	0	0	0	0	0	1	0	0	0	0
Totals		14	123	68	55	2	15	0	0	0	0	3	1	1	93

Postseason

Date	Opp.	GS	Tkls	Solo	Asst	Sacks	Yds	Int	Yds	Lg	TDs	PD	FF	FR	Yds
1/8	at SEA	1	5	2	3	0	0	0	0	0	0	1	0	0	0
1/15	at ATL	1	4	2	2	0	0	0	0	0	0	0	0	0	0
Totals		2	9	4	5	0	0	0	0	0	0	1	0	0	0

2003

Date	Opp.	GS	Tkls	Solo	Asst	Sacks	Yds	Int	Yds	Lg	TDs	PD	FF	FR	Yds
9/7	at NYG	1	10	9	1	1	8	0	0	0	0	0	0	0	0
9/14	SF	1	5	4	1	0	0	0	0	0	0	2	0	0	0
9/21	at SEA	1	8	7	1	0	0	0	0	0	0	0	0	0	0
9/28	AZ	1	3	1	2	0	0	0	0	0	0	0	0	0	0
10/13	ATL	1	8	8	0	0	0	0	0	0	0	0	0	0	0
10/19	GB	IA													
10/26	at PIT	IA													
11/2	at SF	DNP													
11/9	BAL	1	10	5	5	1	8	0	0	0	0	2	1	1	45
11/16	at CHI	1	8	6	2	0	0	0	0	0	0	0	0	0	0
11/23	at AZ	1	9	6	3	0	0	0	0	0	0	0	0	0	0
11/30	MIN	1	11	9	2	2	13	0	0	0	0	0	0	0	0
12/8	at CLE	1	5	3	2	0	0	0	0	0	0	0	0	0	0
12/14	SEA	1	9	8	1	1	7	0	0	0	0	2	0	0	0
12/21	CIN	1	8	8	0	0	0	1	22	22	0	1	0	0	0
12/28	at DET	1	7	3	4	0	0	0	0	0	0	0	0	0	0
Totals		13	101	77	24	5	36	1	22	22	0	7	1	1	45

Postseason

Date	Opp.	GS	Tkls	Solo	Asst	Sacks	Yds	Int	Yds	Lg	TDs	PD	FF	FR	Yds
1/10	CAR	1	10	8	2	0	0	0	0	0	0	0	0	0	0

2002

Date	Opp.	GS	Tkls	Solo	Asst	Sacks	Yds	Int	Yds	Lg	TDs	PD	FF	FR	Yds
9/8	at DEN	1	7	5	2	0.5	1	0	0	0	0	1	0	0	0
9/15	NYG	1	14	10	4	0	0	1	2	2	0	1	0	0	0
9/23	at TB	1	8	4	4	0	0	0	0	0	0	0	0	0	0
9/29	DAL	1	8	5	3	0	0	0	0	0	0	0	0	0	0
10/6	at SF	1	4	4	0	1	7	0	0	0	0	0	0	0	0
10/13	OAK	1	17	13	4	0	0	0	0	0	0	1	0	0	0
10/20	SEA	1	3	2	1	0	0	0	0	0	0	1	0	1	0
11/3	at AZ	1	10	8	2	0	0	0	0	0	0	0	0	0	0
11/10	SD	1	12	7	5	0	0	0	0	0	0	0	0	0	0
11/18	CHI	1	14	9	5	1	8	0	0	0	0	0	0	0	0
11/24	at WAS	1	13	8	5	0	0	0	0	0	0	0	0	0	0
12/1	at PHI	1	4	4	0	0	0	0	0	0	0	1	0	0	0
12/8	at KC	1	11	6	5	0	0	0	0	0	0	0	0	0	0
12/15	AZ	1	7	3	4	0	0	0	0	0	0	0	0	0	0
12/22	at SEA	1	9	8	1	0	0	0	0	0	0	0	0	0	0
12/30	SF	1	8	5	3	0	0	0	0	0	0	0	0	0	0
Totals		16	149	101	48	2.5	16	1	2	2	0	5	0	1	0

Archuleta Game-by-Game Statistics

2001

Date	Opp.	GS	Tkls	Solo	Asst	Sacks	Yds	Int	Yds	Lg	TDs	PD	FF	FR	Yds
9/9	at PHI	1	7	3	4	0	0	0	0	0	0	1	0	1	24
9/23	at SF	1	12	8	4	0	0	0	0	0	0	1	0	0	0
9/30	MIA	1	10	1	9	0	0	0	0	0	0	0	0	0	0
10/8	at DET	1	5	2	3	1	3	0	0	0	0	1	0	0	0
10/14	NYG	1	9	5	4	0	0	0	0	0	0	0	0	0	0
10/21	at NYJ	1	2	1	1	0	0	0	0	0	0	0	0	0	0
10/28	NO	1	6	4	2	0	0	0	0	0	0	0	0	0	0
11/11	CAR	1	3	1	2	0	0	0	0	0	0	0	1	0	0
11/18	at NE	1	1	1	0	0	0	0	0	0	0	0	0	0	0
11/26	TB	IA													
12/2	at ATL	IA													
12/9	SF	0	2	2	0	0	0	0	0	0	0	0	0	0	0
12/17	at NO	IA													
12/23	at CAR	1	10	8	2	1	7	0	0	0	0	0	1	0	0
12/30	INDY	1	8	5	3	0	0	0	0	0	0	0	0	0	0
1/6	ATL	1	6	2	4	0	0	0	0	0	0	0	0	0	0
	Totals	12	81	43	38	2	10	0	0	0	0	3	2	1	24

Postseason

Date	Opp.	GS	Tkls	Solo	Asst	Sacks	Yds	Int	Yds	Lg	TDs	PD	FF	FR	Yds
1/20	GB	1	9	8	1	0	0	0	0	0	0	0	0	1	5
1/27	PHI	1	4	2	2	0	0	0	0	0	0	0	0	0	0
2/3	NE	1	7	4	3	0	0	0	0	0	0	0	0	0	0
	Totals	3	20	14	6	0	0	0	0	0	0	0	0	0	5

46 LADELL BETTS

RUNNING BACK



Height: 5-10
Weight: 222
Birthdate: 8/27/79
Iowa

Blue Springs High School
Blue Springs, MO
5th NFL Season



How Acquired: Selected by the Redskins in the second round (56th overall) of the 2002 NFL Draft.

2005 Season:

- Betts appeared in 12 games and had 89 carries for 338 yards (3.8 ypc) and a touchdown. He missed four games due to a knee injury. He also had 24 kickoff returns for 621 yards, including a 94-yard return for a touchdown (at TB, 11/13).
- He had his best outing of the season at Tampa Bay (11/13) when he returned a kickoff 94-yards for a touchdown and also added a touchdown reception for 17-yards. He finished the game with seven carries for 26 yards, three catches for 19 yards and five kickoff returns for 170 yards and a score.
- He had 12 carries for 92 yards vs. San Francisco (10/24).

Pro Career:**2004 Season:**

- Betts had a solid, productive season making the most of his opportunities during the course of the season as

**Betts In Brief:**

Betts is a powerful and versatile back that has contributed in a variety of ways during his four seasons with the Redskins. Serving as the primary back-up and complement to Clinton Portis, Betts provides solid relief contributions gaining 3.8 yards per carry last season and finishing with 338 yards on 89 attempts with a touchdown. He also caught 10 passes for 78 yards and a score. He also lends his services to the kickoff return game as needed. During his career he has appeared in 48 games with two starts and has amassed 1,271 yards on 321 carries with five touchdowns.

back-up to Clinton Portis. He finished the season with 90 carries for 371 yards and a touchdown and also caught 15 passes for 108 yards.

- Betts also finished the season as the top kickoff returner with 23 for 528 yards and also finished eighth

on the team in special teams tackles with 13.

- Starting for the injured Portis, Betts started the season finale against Minnesota and set his career-highs with 26 carries for 118 yards and a touchdown.
- Against NYG (12/5), he had 11 carries for 64 yards.
- Against Philadelphia (12/12), he had a career-long 70 yard kickoff return and finished with four returns for 137 yards.

2003 Season:

- Betts appeared in nine games and started one and compiled 255 yards on 77 attempts and a career-high two touchdowns. He also caught 15 passes for 167 yards. He missed seven games due to a fractured left forearm. He also contributed three kickoff returns for 59 yards.
- He suffered a fractured left forearm in his first career start, at Buffalo (10/19) and finished the game with eight carries for 11 yards.
- His most productive game of the season came in the opener, vs. New York Jets (9/4) when he had 18 attempts for 77 yards.
- He had two games with a touchdown, at Atlanta (9/14) when he scored from 13 yards out and vs. New England (9/28) when he reached the endzone on a 1-yard run.

Single-Game Highs

- Carries: 26 vs. Minnesota (1/2/05)
- Yards: 118 vs. Minnesota (1/2/05)
- Long: 27, twice, last vs. Minnesota (1/2/05)
- Rushing TDs: 1, five times, last vs. Dallas (12/18/05)
- Receptions: 6, at Philadelphia (11/21/04)
- Receiving Yards: 57 vs. N.Y. Giants (9/21/03)

2002 Season:

- Betts had a solid rookie season, rushing 65 times for 307 yards and a touchdown with a long of 27 yards. He also caught 12 passes out of the backfield for 154 yards for a 12.8 avg. and a 40-yard long.
- He also led the team in kickoff returns with 28 for 690 yards and a 24.6 yard average and a 60-yard long.
- Betts rushed for 116 yards and a touchdown on 20 carries against Houston (12/22), setting then career-highs in both yards and carries and scoring the first touchdown of his career.

College/Personal:

- Betts was named second-team All-Big Ten by the league's coaches following his senior season at Iowa. He started every game, extending his consecutive string to 42 contests. He carried 222 times for 1,060 yards (4.8 avg) with 10 touchdowns, and his 1,060 yards rank eighth on the school's season-record list.
- As a junior, Betts was an All-Big Ten Conference honorable mention. He was a recipient of the team's Coaches Appreciation Award. He started every game, rushing for a career-high 1,090 yards (seventh-best season total in school history) on 232 carries (4.7 avg) with five touchdowns.
- Betts earned numerous honors at Blue Springs (MO) High, including USA Today Missouri Player of the Year, first team All-State and All-Metro honors, as well as Parade and SuperPrep All-America. Betts also excelled in track, competing as a sprinter.
- He was a recreation major at Iowa.
- Last season Betts helped his running mate Clinton Portis by passing out Thanksgiving meals to 200 needy families to help benefit the Clinton Portis Foundation.

Betts Career Statistics

Year	Team	GP	RUSHING					RECEIVING					
			GS	Att	Yds	Avg	Lg	TD	No	Yds	Avg	Lg	TD
2002	WAS	11	0	65	307	4.7	27	1	12	154	12.8	40	0
2003	WAS	9	1	77	255	3.3	19	2	15	167	11.1	34	0
2004	WAS	16	1	90	371	4.1	27	1	15	106	7.2	20	0
2005	WAS	12	0	89	338	3.8	22	1	10	78	7.8	26	1
Totals		48	2	321	1271	4.0	27	5	52	507	9.8	40	1

PLAYOFFS

Year	Team	GP	RUSHING					RECEIVING					
			GS	Att	Yds	Avg	Lg	TD	No	Yds	Avg	Lg	TD
2005	WAS	2	0	13	30	2.3	7	0	4	32	8.0	11	0
Postseason		2	0	13	30	2.3	7	0	4	32	8.0	11	0

Additional statistics: none

Fumbles-Lost: 1-1 in 2002; 2-2 in 2005; 0-0 in '05 playoffs

KICKOFF RETURNS

Year	Team	No	Yds	Avg	Lg	TD
2002	WAS	28	690	24.6	60	0
2003	WAS	3	59	19.7	26	0
2004	WAS	23	526	23.0	70	0
2005	WAS	24	621	25.9	94	1
Totals		78	1898	24.3	94	1
Postseason		6	118	19.7	23	0

Betts Game-by-Game Statistics

2005

Date	Opp.	GS	Att.	Yds	Avg.	Long	TD	Rec	Yds	Avg.	Long	TD
9/11	CHI	0	12	41	3.4	10	0	0	0	0.0	0	0
9/19	at DAL	0	4	17	4.3	10	0	1	5	5.0	5	0
10/2	SEA	0	12	35	2.9	9	0	0	0	0.0	0	0
10/9	at DEN	0	2	5	2.5	5	0	2	21	10.5	15	0
10/16	at KC	IA										
10/23	SF	0	12	92	7.7	22	0	1	3	3.0	3	0
10/30	at NYG	0	3	2	0.7	3	0	0	0	0.0	0	0
11/6	PHI	0	2	4	2.0	4	0	1	26	26.0	26	0
11/13	at TB	0	7	26	3.7	10	0	3	19	6.3	17	1
11/20	OAK	IA										
11/27	SD	IA										
12/4	at STL	IA										
12/11	at AZ	0	5	6	1.2	2	0	1	-5	-5.0	-5	0
12/18	DAL	0	12	44	3.7	10	1	0	0	0.0	0	0
12/24	NYG	0	13	36	2.8	10	0	1	9	9.0	9	0
1/1	at PHI	0	5	30	6.0	16	0	0	0	0.0	0	0
	Totals	0	89	338	3.8	22	1	10	78	7.8	26	0

Date	Opp.	Kickoff			Returns	
		No.	Yds	Avg.	Long	TD
9/11	CHI	1	25	25.0	25	0
9/19	at DAL	4	82	20.5	22	0
10/2	SEA	4	95	23.8	26	0
10/9	at DEN	1	28	28.0	28	0
10/16	at KC	IA				
10/23	SF	0	0	0.0	0	0
10/30	at NYG	5	105	21.0	27	0
11/6	PHI	3	86	28.7	40	0
11/13	at TB	5	170	34.0	94	1
11/20	OAK	IA				
11/27	SD	IA				
12/4	at STL	IA				
12/11	at AZ	0	0	0.0	0	0
12/18	DAL	0	0	0.0	0	0
12/24	NYG	0	0	0.0	0	0
1/1	at PHI	1	30	30.0	30	0
	Totals	24	621	25.9	94	1

Postseason

Date	Opp.	GS	Att.	Yds	Avg.	Long	TD	Rec	Yds	Avg.	Long	TD
1/7	at TB	0	10	25	2.5	6	0	1	11	11.0	11	0
1/14	at SEA	0	3	5	1.7	7	0	0	0	0.0	0	0
	Totals	0	13	30	2.3	7	0	1	11	11.0	11	0

Date	Opp.	Kickoff			Returns	
		No.	Yds	Avg.	Long	TD
1/7	at TB	2	43	21.5	23	0
1/14	at SEA	4	75	18.8	22	0
	Totals	6	118	19.7	23	0

2004

Date	Opp.	GS	Att.	Yds	Avg.	Long	TD	Rec	Yds	Avg.	Long	TD
9/12	TB	0	5	17	3.4	8	0	1	6	6	6	0
9/19	at NYG	0	3	11	3.7	7	0	0	0	0	0	0
9/27	DAL	0	0	0	0.0	0	0	0	0	0	0	0
10/3	at CLE	0	2	6	3.0	4	0	0	0	0	0	0
10/10	BAL	0	1	-1	-1.0	-1	0	1	3	3	3	0
10/17	at CHI	0	6	30	5.0	14	0	0	0	0	0	0
10/31	GB	0	0	0	0.0	0	0	0	0	0	0	0
11/7	at DET	0	5	19	3.8	10	0	1	3	3	3	0
11/14	CIN	0	0	0	0.0	0	0	0	0	0	0	0
11/21	at PHI	0	5	14	2.8	6	0	6	39	6.5	13	0
11/28	at PIT	0	8	34	4.3	26	0	3	35	11.7	20	0
12/5	NYG	0	11	64	5.8	14	0	0	0	0	0	0
12/12	PHI	0	2	8	4.0	5	0	1	6	6	6	0
12/18	at SF	0	3	8	2.7	7	0	1	11	11	11	0
12/26	at DAL	0	13	43	3.3	10	0	0	0	0	0	0
1/2	MIN	1	26	118	4.5	27	1	1	5	5	5	0
	Totals	1	90	371	4.1	27	1	15	108	7.2	20	0

OWNERSHIP
COACHES
PLAYERS
STATISTICS
RECORDS
HISTORY
SIDELINES

Betts Game-by-Game Statistics

Date	Opp.	Kickoff			Returns	
		No.	Yds	Avg.	Long	TD
9/12	TB	0	0	0.0	0	0
9/19	at NYG	0	0	0.0	0	0
9/27	DAL	0	0	0.0	0	0
10/3	at CLE	1	24	24.0	24	0
10/10	BAL	0	0	0.0	0	0
10/17	at CHI	0	0	0.0	0	0
10/31	GB	2	57	28.5	35	0
11/7	at DET	0	0	0.0	0	0
11/14	CIN	1	18	18.0	18	0
11/21	at PHI	4	98	24.5	27	0
11/28	at PIT	5	74	14.8	23	0
12/5	NYG	1	20	20.0	20	0
12/12	PHI	4	137	34.3	70	0
12/18	at SF	2	42	21.0	24	0
12/26	at DAL	3	58	19.3	25	0
1/2	MIN	0	0	0.0	0	0
Totals		23	528	23.0	70	0

2003

Date	Opp.	GS	Att.	Yds	Avg.	Long	TD	Rec	Yds	Avg.	Long	TD
9/4	NYJ	0	18	77	4.3	11	0	1	4	4	4	0
9/14	at ATL	0	11	34	3.1	13	1	2	18	9	14	0
9/21	NYG	0	8	39	4.9	9	0	3	57	19	34	0
9/28	NE	0	11	35	3.2	10	1	0	0	0	0	0
10/3	at PHI	0	5	11	2.2	6	0	3	27	9	14	0
10/12	TB	0	13	37	2.8	8	0	2	15	7.5	8	0
10/19	at BUF	1	8	11	1.4	6	0	0	0	0	0	0
11/2	at DAL	IA										
11/9	SEA	IA										
11/16	at CAR	IA										
11/23	at MIA	IA										
11/30	NO	0	2	8	4.0	7	0	4	46	11.5	18	0
12/7	at NYG	0	1	3	3.0	3	0	0	0	0	0	0
12/14	DAL	IA										
12/21	at CHI	IA										
12/27	PHI	IA										
Totals		1	77	255	3.3	13	2	15	167	11.1	34	0

Date	Opp.	Kickoff			Returns	
		No.	Yds	Avg.	Long	TD
9/4	NYJ	0	0	0.0	0	0
9/14	at ATL	1	16	16.0	16	0
9/21	NYG	1	17	17.0	17	0
9/28	NE	0	0	0.0	0	0
10/3	at PHI	0	0	0.0	0	0
10/12	TB	1	26	26.0	26	0
10/19	at BUF	0	0	0.0	0	0
11/2	at DAL	IA				
11/9	SEA	IA				
11/16	at CAR	IA				
11/23	at MIA	IA				
11/30	NO	0	0	0.0	0	0
12/7	at NYG	0	0	0.0	0	0
12/14	DAL	IA				
12/21	at CHI	IA				
12/27	PHI	IA				
Totals		3	59	19.0	26	0

2002

Date	Opp.	GS	Att.	Yds	Avg.	Long	TD	Rec	Yds	Avg.	Long	TD
9/8	AZ	DNP										
9/16	PHI	DNP										
9/22	at SF	0	1	2	2.0	2	0	2	19	9.5	14	0
10/6	at TN	DNP										
10/13	NO	0	2	2	1.0	3	0	1	40	40	40	0
10/20	at GB	0	1	-2	-2.0	-2	0	0	0	0	0	0
10/27	INDY	0	2	5	2.5	4	0	0	0	0	0	0

Betts Game-by-Game Statistics

11/3	at SEA	0	5	37	7.4	25	0	0	0	0	0	0
11/10	at JAX	0	0	0	0.0	0	0	3	35	11.7	17	0
11/17	at NYG	0	0	0	0.0	0	0	0	0	0	0	0
11/24	STL	DNP										
11/28	at DAL	DNP										
12/8	NYG	0	1	0	0.0	0	0	4	53	13.3	24	0
12/15	at PHI	0	16	49	3.1	11	0	2	7	3.5	4	0
12/22	HOU	0	20	116	5.8	23	1	0	0	0	0	0
12/29	DAL	0	17	98	5.8	27	0	0	0	0	0	0
	Totals	0	65	307	4.7	27	1	12	154	12.8	40	0

Date	Opp.	No.	Yds	Avg.	Returns	
					Long	TD
9/8	AZ	DNP				
9/16	PHI	DNP				
9/22	at SF	1	27	27.0	27	0
10/6	at TN	DNP				
10/13	NO	7	160	22.9	30	0
10/20	at GB	4	78	19.5	35	0
10/27	INDY	3	101	33.7	60	0
11/3	at SEA	1	32	32.0	32	0
11/10	at JAX	4	93	23.3	28	0
11/17	at NYG	2	50	25.0	28	0
11/24	STL	DNP				
11/28	at DAL	DNP				
12/8	NYG	3	83	27.7	33	0
12/15	at PHI	1	19	19.0	19	0
12/22	HOU	2	47	23.5	26	0
12/29	DAL	0	0	0.0	0	0
	Totals	28	690	24.6	60	0

73 RYAN BOSCHETTI

DEFENSIVE LINEMAN



Height: 6-4
 Weight: 295
 Birthdate: 10/7/81
 UCLA
 Carlmont High School
 Belmont, CA
 3rd NFL Season



How Acquired: Boschetti first came to Washington as an undrafted free agent in April 2004 and was signed to the practice squad on Sept. 17.

2005 Season:

- Boschetti started one game and appeared in 13 in a reserve capacity at defensive tackle. He posted seven tackles (four solo).
- He also appeared in one postseason game at Seattle (1/14).

Pro Career:

2004 Season:

- Boschetti appeared in his first NFL game at Pittsburgh (9/29), recording four tackles (two solo)
- His first career start came at home against Philadelphia (12/12)
- Boschetti finished the season playing in three games, starting one, and recording five tackles (two solo).



Boschetti In Brief:

Boschetti has been a driven player with a high motor that has contributed in reserve roles on the defensive line. He played in 13 games last season and earned his first career start at St. Louis (12/4). He has played in 16 games over the past two seasons with two starts. He had seven tackles last season and has 12 stops (six solo) in two years.

College/Personal:

- At UCLA, he played in all 13 games as a senior and finished the season eighth in tackles for the Bruins with 43 tackles (32 solo), while also recording 2.5 sacks, eight tackles for loss, and a blocked kick.
- He recorded 23 tackles as a junior to rank fourth among Bruin defensive linemen. He made first career start against Oregon and was credited with four tackles,

including one sack and a second for a loss.

- Boschetti played two seasons, 2000 and 2001, of junior college football at College of San Mateo. He was rated as the number two junior college player in the nation by JCFootball.com. He was also credited with 24 quarterback sacks during two seasons at San Mateo. He was also a two-time all-league and all-state selection.
- A native of Belmont, CA, and attended Carlmont High School and lettered three years in football and was named first-team all-league, all-county and all-state as a defensive lineman. He recorded 21 career quarterback

sacks and served as team captain in three sports (football, baseball, and basketball).

- He also earned two track letters and was named school Athlete of the Year for football, basketball and baseball as a senior in 1999. His biggest thrill in sports to date came in 2002 when he helped lead College of San Mateo Bulldogs to the conference championship while earning All-America honors.
- He credits his football achievements to his parents, Suzanne and Steve, as well as the support he received from brothers Nicholas and Stephen and his longtime girlfriend Somer... Hobbies include lifting weights, playing golf and fishing. He was a Political Science major at UCLA.
- He is also very active in the community of Northern Virginia and his hometown of Belmont, CA.

Single-Game Highs

Total Tackles: 4 at Pittsburgh (11/28/04)
Solo Tackles: 2, twice, last at Denver (10/9/05)

Boschetti Career Statistics

Year	Team	GP	GS	Tot	TACKLES			Yds	INTERCEPTIONS				FUMBLES					
					Solo	Asst	Sk		No	Yds	Lg	TD	PD	FF	FR	Yds	TD	
2004	WAS	3	1	5	2	3	0	0	0	0	0	0	0	0	0	0	0	0
2005	WAS	13	1	7	4	3	0	0	0	0	0	0	0	0	0	0	0	0
Totals		16	2	12	6	6	0	0	0	0	0	0	0	0	0	0	0	0

PLAYOFFS

Year	Team	GP	GS	Tot	TACKLES			Yds	INTERCEPTIONS				FUMBLES					
					Solo	Asst	Sk		No	Yds	Lg	TD	PD	FF	FR	Yds	TD	
2005	WAS	1	0	0	0	0	0	0	0	0	0	0	0	0	0	0	0	0

Additional statistics: Special Teams Tackles: None

30 NEHEMIAH BROUGHTON

FULLBACK



Height: 5-11
 Weight: 255
 Birthdate: 11/4/81
 The Citadel
 N. Charleston High School
 N. Charleston, SC
 2nd NFL Season



How Acquired: Drafted by the Redskins in the seventh round (222 overall) of the 2005 NFL Draft.

2005 Season:

- Broughton earned a spot on the roster following a solid training camp and preseason after being selected in the seventh round of the 2005 NFL Draft.
- He played in four games mostly on special teams but also as a reserve running back. He posted one carry for three yards.
- He made his NFL debut at Kansas City (10/16) and posted his first career rushing attempt at St. Louis (12/4).

College/Personal:

- Broughton started all 10 games for the Bulldogs leading the team in rushing for the third consecutive season compiling 788 yards on 179 carries (4.4 avg.),



Broughton in Brief:

Broughton is a bruising inside runner with a good combination of size and speed. He was the Redskins seventh round draft pick a year ago and went on to make the roster after an impressive training camp and preseason. During the 2005 season Broughton played four games as a reserve and on special teams units. He saw his first NFL action at Kansas City (10/16) and also recorded his first career rush at St. Louis (12/4).

five touchdowns and a long of 92 yards. In addition, he recorded eight receptions for 35 yards. He was All-

American first-team choice (as a fullback) by the NFL Draft Report, All-Southern Conference first-team (as a tailback) pick.

- Broughton rushed for a career-high 181 yards on 27 carries and two touchdowns, including a 92-yard run. The 92-yard scamper was the longest run by a Citadel back since Travis Jervey had a 96-yard run against Virginia Military Institute in 1994.
- Broughton started all 10 games at tailback and lead the team with 778 yards rushing on 165 carries (4.7 avg.) and eight touchdowns.
- In addition, he finished third on team in receptions with 21 for 239 yards (11.4 avg.) and two touchdowns.
- He combined for 1,017 all-purpose yards and did not fumble during the 2003 season.
- Broughton his most productive game of the season against Elon producing 147 yards on 14 rushes, 3 touchdowns and four receptions for 51 yards. He finished the game with 198 total yards.
- Broughton played in all 12 games with seven starts. He led Citadel in rushing yards with a 1,038 on 224 carries

(4.6) 11 touchdowns and recorded 18 receptions for 181 yards and one touchdown. In addition he gained 32 yards on two kick off returns.

- He collected a season high 175 yards rushing yards on 33 carries and 52 yards on five catches.
- Broughton played in eight games and was used mostly in a blocking capacity. He recorded 13 carries for 34 yards and one touchdown.
- Broughton attended North Charleston High School in North Charleston, South Carolina. He was All-State and All-Low Country selection as a senior. Broughton rushed for 1,670 yards and 23 touchdowns during his senior season and played in the North-South All-Star game. At The Citadel, Broughton studied sports management.
- Broughton also is active in the community relations efforts of the Redskins, participating in the Harvest Feast which provided food for the holidays to thousands of local residents in need. Broughton and other team members passed out 100,000 pounds of food at FedExField.

Broughton Career Statistics

Year	Team	RUSHING							RECEIVING				
		GP	GS	Att	Yds	Avg	Lg	TD	No	Yds	Avg	Lg	TD
2005	WAS	4	0	1	3	3.0	3	0	0	0	0.0	0	0
Totals		4	0	1	3	3.0	3	0	0	0	0.0	0	0

PLAYOFFS

Year	Team	RUSHING							RECEIVING				
		GP	GS	Att	Yds	Avg	Lg	TD	No	Yds	Avg	Lg	TD
2005	WAS	0	0	0	0	0.0	0.0	0	0	0	0.0	0	0
Postseason		0	0	0	0	0.0	0.0	0	0	0	0.0	0	0

Additional statistics: none
Fumbles-Lost: 0-0 In 2005

KICKOFF RETURNS

Year	Team	No	Yds	Avg	Lg	TD
		2005	WAS	1	5	5.0
Totals		1	5	5.0	5	0
Postseason		0	0	0.0	0	0

8 MARK BRUNELL

QUARTERBACK



Height: 6-1
Weight: 217
Birthdate: 9/17/70
Washington
St. Joseph High School
Santa Maria, CA
14th NFL Season



NFL Acquisition: Selected in the fifth round (118th overall) of the 1993 NFL Draft by the Green Bay Packers.

How Acquired: Acquired in a trade with the Jacksonville Jaguars on March 3, 2004.

2005 Season:

Brunell had a comeback season in 2005, leading the Redskins to the playoffs for the first time since 1999. He posted an 85.9 rating on the season and had a career-high 23 touchdown passes.

- He finished the season 262-for-454 with 3,050 yards with 23 touchdowns and only 10 interceptions. He also eclipsed the 30,000 yard mark for his career.

- He took over the starting job in Week 1 for the injured Patrick Ramsey and was named the starter for Week 2. He led the Redskins to a dramatic comeback victory at the Dallas Cowboys on MNF when he hit WR Santana Moss on two long touchdown passes of 39 and 70 yards.

- In Week 3 vs. Seattle (10/2) he was 20-of-36 for 226 yards and two touchdowns. His most important play came in overtime when he scrambled 18 yards for a first down to help set-up the game-winning field goal.

- He had three touchdown passes vs. San Francisco (10/24) and finished with a 147.9 quarterback rating.

- He threw four touchdown passes vs. Dallas (12/18), helping the Redskins sweep the Cowboys for the first time since 1995.

- He also started both postseason games and was 29-of-52 for 283 yards with one touchdown and one interception.

Pro Career:

2004 Season:

- Brunell started the first nine games of the season after winning the starting job in training camp. He was 118-for-237 with 1,194 yards and seven touchdown passes and six interceptions.

- He threw his first touchdown pass as a Redskin on a two-yard toss to Chris Cooley (at NYG 9/19).

- He recorded his 150th touchdown pass vs. Green Bay (10/31)

- He had his most productive game of the season against Dallas (9/27) when he completed 25-of-43 passes for 325 yards and two touchdowns and a 97.5 quarterback rating.

- Against Green Bay (10/31), he threw two touchdown passes on 25-of-40 passing for 218 yards.



Brunell in Brief:

Brunell is an experienced and skilled leader that has established himself as one of the top quarterbacks in recent NFL history. Last season he posted a 85.9 quarterback rating in leading the Redskins to the playoffs. He had an impressive TD pass to interception ratio with 23 to 10. He had over 3,000 yards and over 260 completions. In his 13-year career, he has started 141-of-147 games and has completed 2,576-of-4,334 passes for 30,037 yards, 174 touchdowns and 102 interceptions. He is a three-time Pro Bowl selection (1996, '97 and '99) and a two-time first alternate ('98 and '01). Prior to the Redskins, Brunell played for Jacksonville for nine seasons (1995-2003) and set 43 team records. He led the Jaguars in passing each of the franchise's first eight seasons, the longest streak of any NFL expansion team's quarterback. He his 73-57 as a starter in the regular season, 5-5 in the playoffs and has thrown one 400-yard passing game and logged 24 300-yard passing games. He is also an exceptional community leader who is very devoted to giving back and dedicating his time to his family.

2003 Season:

- Brunell started three games and completed 54-of-82 passes for 484 yards and two scores and no interceptions during his final season as a Jaguar. He did not play in the season's final 13 games because of an elbow injury and the emergence of rookie Byron Leftwich.

- In the season opener at Carolina (9/7), he played in his 120th career game and had one of the finest performances of his career. He completed 23-of-27 passes for 272 yards, two touchdowns and no interceptions for a passer rating of 133.3.

- The following week vs. Buffalo (9/14) he completed 19-of-32 passes for 122 yards and no scores or interceptions. He also rushed for a 1-yard touchdown.

- In his final game of the season, he suffered a laceration on his elbow in the first quarter and had to leave the game in the fourth quarter. Before leaving the game he completed 12-of-23 passes for 90 yards.

2002 Season:

- Brunell started the first 15 games of the season and ranked seventh in the AFC with an 85.7 passer rating while throwing only seven interceptions. He completed 245-of-416 passes for 2,788 yards and 17 touchdowns. He missed the season finale with a pulled hamstring injury.
- He finished the season ranked 13th in passing yards in the AFC and also ended the season ranked third on the team in rushing with 43 attempts for 207 yards. He was sacked only 34 times (fewest since 1999) and had one 300-yard passing game.

2001 Season:

- He started 15 games and finished fourth in the AFC in passing with an 84.1 rating and was named first alternate to the Pro Bowl. He threw for 3,309 yards (third most of his career, sixth in the AFC), 19 touchdowns (one short of a career-high) and 13 interceptions. He completed 289-of-473 passes and ran 39 times for 224 yards (third on squad) and one score.
- Despite missing two full games, he ranked 11th in the NFL in passing yards, 12th in average gain per pass, 15th in attempts, 13th in completions, tied for ninth in

completion percentage and 11th in touchdowns and had two 300-yard passing games.

2000 Season:

- Brunell started all 16 games and put up numbers that were the second-highest of his career for passing yards (3,640), attempts (512) and completions (311). He tied his 1998 team record with 20 touchdown passes and finished ranked sixth in the AFC and 10th in the NFL with an 84.0 passer rating.
- He finished second on the team with 236 yards, averaging 4.9 yards on 48 carries. He ranked seventh in the NFL in passing yards, 12th in average gain per pass, 10th in attempts, ninth in completions, 11th in completion percentage and tied for 10th in touchdowns and had three 300-yard passing games.

1999 Season:

- He started the year's first 15 games and finished ranked fourth in the AFC and 11th in the NFL with a 82.0 passer rating. Brunell completed 259-of-441 passes for 3,060 yards, 14 scores and only nine interceptions.
- He finished the season ranked 10th in NFL passing yards, 13th in average per pass, 13th in attempts, 13th in completions, 14th in completion percentage and 17th in touchdowns and had three 300-yard games.
- He also finished third on the team in rushing with 208 yards and a score on 47 attempts. He started two postseason games and led the Jaguars to one win and completed 24-of-47 for 331 yards and three touchdowns and two interceptions.

1998 Season:

- Brunell started 13 games, missing the final three

Single-Game Highs

Pass Attempts: 53 at Denver (10/9/05)

Pass Completions: 37 at St. Louis (10/20/96)

Yards Passing: 432 at New England (9/22/96)

Passing TDs: 4, twice, last vs. Dallas (12/28/05)

Longest Pass: 78t, twice, last at Kansas City 10/16/05)

Brunell Career Statistics

PASSING

Year	Team	GP	GS	Att	Cmp	Pct	Yds	Yds/Att	TD	Int	Lg	Sk	Yds Lst	Rating
1993	GB	0	0	0	0	0.0	0.0	0.0	0	0	0	0	0	0.0
1994	GB	2	0	27	12	44.4	95	3.52	0	0	25	2	238	53.8
1995	JAX	13	10	346	201	58.1	2168	6.27	15	7	45	39	257	82.6
1996	JAX	16	16	557	353	63.4	4367	7.84	19	20	62	60	189	84.0
1997	JAX	14	14	435	264	60.7	3281	7.54	16	7	75	33	172	91.2
1998	JAX	13	13	354	208	58.8	2601	7.35	20	9	78t	28	174	89.9
1999	JAX	15	15	441	259	58.7	3060	6.94	14	9	62	29	289	82.0
2000	JAX	16	16	512	311	60.7	3640	7.11	20	14	67t	54	387	84.0
2001	JAX	15	15	473	289	61.1	3309	7.00	19	13	44	57	210	84.1
2002	JAX	15	15	416	245	58.9	2788	6.70	17	7	79t	34	46	85.7
2003	JAX	3	3	82	54	65.9	484	5.90	2	0	65t	9	105	89.7
2004	WAS	9	9	237	118	49.8	1194	5.04	7	6	49	15	191	63.9
2005	WAS	16	15	454	262	57.7	3050	6.72	23	10	78t	27	213	85.9
Totals		147	141	4334	2576	59.4	30037	6.93	174	102	79t	377	2471	84.1

Career record as starter: 75-66 (532)

PLAYOFFS

Year	Team	GP	GS	Att	Cmp	Pct	Yds	Yds/Att	TD	Int	Lg	Sk	Yds Lst	Rating
1994	GB	1	0	11	3	27.3	25	2.27	0	0	25	0	0	39.6
1996	JAX	3	3	100	56	56.0	674	6.74	3	4	47	5	21	70.2
1997	JAX	1	1	32	18	56.3	203	6.34	0	1	37	3	16	82.4
1998	JAX	2	2	65	26	40.0	317	4.88	4	3	52t	2	13	57.0
1999	JAX	2	2	47	24	51.1	331	7.04	3	2	41	5	24	77.5
2005	WAS	2	2	52	29	55.8	283	5.44	1	1	52	4	26	69.6
Totals		11	10	307	156	50.8	1833	5.97	11	11	52t	19	102	65.6

Career postseason record as starter: 5-5 (500)

Additional statistics: none

Fumbles-Lost: 1-1 in 1994, 0-0 in '94 playoffs; 5-2 in 1995; 14-3 in 1996; 1-0 in '96 playoffs; 4-2 in 1997; 1-1 in '97 playoffs; 3-2 in 1998; 1-0 in '98 playoffs; 6-1 in 1999; 2-1 in '99 playoffs; 7-3 in 2000; 8-3 in 2001; 5-2 in 2002; 1-0 in 2003; 6-3 in 2004; 10-6 in 2005; 1-1 in '05 playoffs

regular season games before returning for both postseason contests. He finished as the fourth-highest rated passer in the AFC with a 89.9 rating, the second-highest of his career.

- He was selected as a first alternate for the Pro Bowl after completing 208-of-354 passes for 2,601 yards and 20 scores and only nine interceptions.
- Despite missing nearly four full games, he ranked 16th in the NFL passing yards, 10th in average gain per pass, 15th in attempts, 17th in completions, 12th in completion percentage and 11th in touchdowns and had two 300-yard passing games.
- For the second straight season Brunell started both postseason games and completed 26-of-65 for 317 yards and four scores.

1997 Season:

- Brunell had one of his most prolific seasons as a passer when he led the AFC and finished third in the NFL with a 91.2 rating.
- He completed 264-of-435 passes for 3,281 yards, 18 touchdowns and only seven interceptions. He also earned his second-straight Pro Bowl and finished ranked ninth in the NFL in passing yards, third in average per attempt, 15th in attempts, 12th in completions, fourth in completion percentage and 13th in touchdowns.

1996 Season:

- Brunell had the sixth-most prolific season by a quarterback in NFL history as he led all players at his position in passing yards (4,367) and rushing yards (396), becoming the first quarterback since Baltimore's Johnny Unitas to lead the league in both categories.
- He moved into 13th place on the list of most passing yards in a single-season in NFL history. He completed 353-of-557 passes with 19 touchdowns and 20 interceptions. He passed for his single-game best 432 yards at New England on Sept. 22.
- He was named Pro Bowl player of the game after leading the AFC to a come-from-behind overtime victory. Brunell led the Jaguars to the AFC Championship game at New England. He also passed for 674 yards on 56-of-100 passing with three touchdowns.

1995 Season:

- He was the starting quarterback for the Jaguars in their

inaugural season, becoming the highest-rated passer in expansion team history.

- He started 13 games and completed 201-of-346 passes for 2,168 yards with 15 touchdowns and only seven interceptions. He also rushed for 480 yards and had two 300-yard passing games.

1994 Season:

- Brunell served as Brett Favre's back-up and saw action in two games for the Packers completing 12-of-27 passes for 95 yards. He scored his first NFL touchdown on a five-yard run vs. Minnesota (10/20).

1993 Season:

- He did not see any action as a rookie, was the third QB for 15 games and was back-up in the season finale.
- He was Green Bay's 118th overall pick and was the fourth quarterback chosen after Drew Bledsoe, Rick Mirer and college teammate Billy Joe Hebert.

College/Personal:

- Brunell earned second-team All-Pac 10 honors in both 1990 and 1992 at Washington. He played in four Bowl games (three Rose, one Freedom Bowl). He finished his career completing 259-of-498 passes for 3,423 yards with 23 touchdowns and only 16 interceptions.
- In 1990, he had a string of 128 consecutive passes without an interception. He was named MVP of the Rose Bowl in 1991 after passing for two touchdowns and rushing for two scores. He was a finalist for the Unitas Award in 1992. He graduated in 1992 with a degree in history.
- Brunell is married to Stacy and has four children, daughter Caitlin, and sons Jacob, Joseph and Luke.
- He attended St. Joseph High in Santa Maria, California, where his father, Dave, was the athletic director. He was a three-year letterman at quarterback and safety, a two-time All-League quarterback and All-Desert Mountain Conference selection. He passed for 5,893 yards and 41 touchdowns during his prep career.
- He was also a second-team All-League guard in basketball and a four-time All-League selection in baseball. In 1992, Brunell was selected in the 44th round by the Atlanta Braves in the MLB Draft.
- Brunell and his wife operate the Mark Brunell Foundation, committed to enriching the lives of children who face chronic or life-threatening illnesses. The Foundation has contributed more than \$700,000 to Jacksonville's Wolfson Children's Hospital, specifically for children receiving pediatric or neonatal intensive care. In November 2001, the hospital opened the Brunell Family Children's Neurodiagnostic Center.
- He was named in 2002 as the Bryon "Whizzer" White Award by the NFLPA for his commitment to community causes.
- Brunell is involved in many other community outreach initiatives, including STARBRIGHT World at Wolfson's Children's Hospital, Dream's Come True, Family First All-Pro Dad, Basket of Hope, Caps for Kids and the Ronald McDonald House.
- He was named the Jaguars' NFL Man of the Year in 2001 (his second, also named team winner in 1999).
- Brunell and his family are very active in the church, and locally attend Metro Morningstar Church in Herndon, VA. Team pastor Brett Fuller is also the pastor at Metro Morningstar.

Brunell Career Statistics

RUSHING

Year	Team	Att	Yds	Avg	Lg	TD
1993	GB	0	0	0.0	0	0
1994	GB	6	7	1.20	5t	1
1995	JAX	57	480	7.20	27t	4
1996	JAX	80	396	5.00	33	3
1997	JAX	48	257	5.40	15	2
1998	JAX	49	192	3.90	18	0
1999	JAX	47	208	4.40	15	1
2000	JAX	48	236	4.90	16	2
2001	JAX	39	224	5.70	38	1
2002	JAX	43	207	4.80	27	0
2003	JAX	8	19	2.40	12	1
2004	WAS	19	82	3.30	21	0
2005	WAS	42	111	2.64	25	0
Totals		495	2399	2.80	38	15
Postseason		39	147	3.77	29	0

- In 2005, Brunell participated in the Redskins Harvest Feast which provided food for the holidays to thousands of local residents in need. Mark assisted in handing out over 100,000 pounds of food at FedEx Field. Brunell was also involved in the "Skins Santa Shoppe" on December 13th. The locker room at FedEx Field was transformed into Santa's Workshop and players helped needy children choose a present.
- He was also involved in the Target Shopping spree for

- needy families that was set up by Renaldo and LaTanya Wynn's Family of Faith Foundation as well as the Redskins Charitable Foundation. Each family received a \$100 gift card that could be used on presents that the players helped the children pick out.
- During the 2006 offseason, Brunell was awarded the JB Award for Perseverance at the NFL Players Association Gridiron Gala presented by broadcaster and DC native James Brown.

Brunell Game-by-Game Statistics

												Yds		
Date	Opp.	GS	Att	Comp	Pct.	Yds	Yds/Att	TD	Int	Long	Sack	Lost	Rating	
9/11	CHI	0	14	8	57.1	70	5.0	0	0	23	1	8	70.5	
9/19	at DAL	1	34	20	58.8	291	8.6	2	1	70	5	49	94.1	
10/2	SEA	1	36	20	55.6	226	6.3	2	1	30	2	15	81.5	
10/9	at DEN	1	53	30	56.6	322	6.1	2	0	32	0	0	87.1	
10/16	at KC	1	41	25	61.0	331	8.1	3	0	78	4	34	110.9	
10/23	SF	1	20	13	65.0	252	12.6	3	0	43	1	7	147.9	
10/30	at NYG	1	28	11	39.3	65	2.3	0	1	15	3	21	32.4	
11/6	PHI	1	29	21	72.4	224	7.7	0	0	26	2	9	94.6	
11/13	at TB	1	35	23	65.7	226	6.5	2	2	42	2	22	79.0	
11/20	OAK	1	32	14	43.8	155	4.8	0	0	27	2	17	58.7	
11/27	SD	1	27	17	63.0	194	7.2	1	0	23	2	3	96.8	
12/4	at STL	1	21	14	66.7	156	7.4	1	0	30	1	6	104.5	
12/11	at AZ	1	28	18	64.3	122	4.4	0	3	21	0	0	34.2	
12/18	DAL	1	20	12	60.0	163	8.2	4	0	42	0	0	125.6	
12/24	NYG	1	11	7	63.6	112	10.2	2	1	59	1	9	99.2	
1/1	at PHI	1	25	9	36.0	141	5.6	1	1	54	1	13	52.3	
	Totals	15	454	262	57.7	3050	6.7	23	10	78	27	213	85.9	

												Yds		
Date	Opp.	GS	Att	Comp	Pct.	Yds	Yds/Att	TD	Int	Long	Sack	Lost	Rating	
1/7	at TB	1	15	7	46.7	41	2.7	0	1	15	2	16	25.7	
1/14	at SEA	1	37	22	59.5	242	6.5	1	0	52	2	12	87.9	
	Totals	2	52	29	55.8	283	5.4	1	1	52	4	28	69.6	

												Yds		
Date	Opp.	GS	Att	Comp	Pct.	Yds	Yds/Att	TD	Int	Long	Sack	Lost	Rating	
9/12	TB	1	24	13	54.2	125	5.2	0	0	27	0	0	68.9	
9/19	at NYG	1	18	10	55.6	92	5.1	1	1	16	1	4	65.0	
9/27	DAL	1	43	25	58.1	325	7.5	2	0	49	5	35	97.5	
10/3	at CLE	1	32	17	53.1	192	6.0	0	0	45	0	0	71.4	
10/10	BAL	1	29	13	44.8	83	2.8	1	1	14	3	28	49.1	
10/17	at CHI	1	22	8	36.4	95	4.3	1	1	21	1	2	46.6	
10/31	GB	1	44	25	56.8	218	4.9	2	2	23	4	27	66.3	
11/7	at DET	1	17	6	35.3	58	3.4	0	0	13	0	0	45.7	
11/14	CIN	1	8	1	12.5	6	0.7	0	1	6	1	7	0	
11/21	at PHI	DNP												
11/28	at PIT	DNP												
12/5	NYG	DNP												
12/12	PHI	DNP												
12/18	at SF	DNP												
12/26	at DAL	DNP												
1/2	MIN	DNP												
	Totals	9	237	118	49.8	1194	5.0	7	6	49	15	103	63.9	

												Yds		
Date	Opp.	GS	Att	Comp	Pct.	Yds	Yds/Att	TD	Int	Long	Sack(s)	Lost	Rating	
9/7	at CAR	1	27	23	85.2	272	10.0	2	0	65	4	16	133.3	
9/14	BUF	1	32	19	59.4	122	3.8	0	0	26	3	22	67.4	
9/21	at INDY	1	23	12	37.5	90	3.9	0	0	17	2	8	61.9	
9/28	at HOU	IA												
10/5	SD	IA												
10/12	MIA	IA												
10/26	TN	IA												
11/2	at BAL	IA												
11/9	INDY	IA												
11/16	at TN	IA												
11/23	at NYJ	IA												

Brunell Game-by-Game Statistics

11/30	TB	IA																		
12/7	HOU	IA																		
12/14	NE	IA																		
12/21	NO	IA																		
12/28	ATL	IA																		
Totals			3	82	54	65.9	484	5.9	2	0	65t	9	46							89.7

2002																	Yds			
Date	Opp.	GS	Att	Comp	Pct.	Yds	Yds/Att	TD	Int	Long	Sack(s)	Lost	Rating							
9/8	INDY	1	36	22	61.1	228	6.3	2	1	23	1	3	86.3							
9/15	at KC	1	36	25	69.4	320	8.8	2	0	79t	0	0	115.5							
9/29	NYJ	1	15	10	66.7	173	11.5	0	0	72	1	6	105.7							
10/6	PHI	1	23	13	56.5	197	8.5	1	0	47	1	0	99.4							
10/13	at TN	1	6	3	50.0	31	5.1	0	0	15	0	0	65.3							
10/20	at BAL	1	46	24	52.2	231	5.0	0	3	33	2	7	39.3							
10/27	HOU	1	34	16	47.1	202	5.9	1	0	25t	5	38	75.9							
11/3	at NYG	1	38	23	60.5	230	6.0	2	0	32	2	27	95.3							
11/10	WAS	1	29	19	65.5	194	6.6	0	0	48	3	27	84.6							
11/17	at HOU	1	25	15	60.0	224	8.9	2	1	45	5	25	99.4							
11/24	at DAL	1	40	22	55.0	202	5.0	1	1	26	2	8	66.9							
12/1	PIT	1	23	12	52.2	146	6.3	2	0	42t	3	22	101.0							
12/8	CLE	1	14	10	71.4	73	5.2	1	0	17	3	19	107.1							
12/15	at CIN	1	28	19	67.9	223	7.9	3	0	26t	3	11	127.5							
12/22	TN	1	23	12	52.2	114	4.9	0	1	25	3	17	48.1							
12/29	at INDY	IA																		
Total		15	416	245	58.9	2788	6.7	17	7	79t	34	210	85.7							

2001																	Yds			
Date	Opp.	GS	Att	Comp	Pct.	Yds	Yds/Att	TD	Int	Long	Sack(s)	Lost	Rating							
9/9	PIT	1	26	15	57.7	198	7.6	3	0	34t	1	0	120.4							
9/23	TN	1	27	17	62.9	235	8.7	0	0	40	3	25	90.8							
9/30	CLE	1	7	4	57.1	34	4.8	0	1	14	1	5	30.4							
10/7	at SEA	1	39	21	53.8	233	5.9	1	0	24	3	34	80.4							
10/18	BUF	1	26	16	61.5	150	5.7	1	2	22	4	18	58.2							
10/28	at BAL	1	37	25	67.6	306	8.2	2	0	35t	3	22	110.9							
11/4	at TN	1	32	21	65.6	261	8.1	1	1	30	5	22	88.2							
11/11	CIN	1	32	20	62.5	189	5.9	2	0	20t	3	25	99.6							
11/18	at PIT	IA																		
11/25	BAL	1	38	23	60.5	259	6.8	1	0	26	4	29	89.7							
12/3	GB	1	45	26	57.8	311	6.9	1	2	29t	5	25	67.9							
12/9	at CIN	1	32	23	71.8	242	7.5	2	1	29	8	49	101.3							
12/16	at CLE	1	35	20	57.1	202	5.7	1	2	20	8	48	59.5							
12/23	at MIN	1	24	17	70.8	217	9.0	1	0	34	1	8	112.7							
12/30	KC	1	37	22	59.5	283	7.6	1	1	44	4	34	81.3							
1/6	at CHI	1	36	19	52.8	189	5.2	2	3	22	4	43	51.7							
Totals		15	473	289	61.0	3309	6.9	19	13	44	57	387	84.1							

2000																	Yds			
Date	Opp.	GS	Att	Comp	Pct.	Yds	Yds/Att	TD	Int	Long	Sack(s)	Lost	Rating							
9/3	at CLE	1	34	24	70.6	301	8.8	1	0	27	4	22	107.6							
9/10	at BAL	1	50	28	56.0	386	7.7	3	2	45t	4	11	84.3							
9/17	CIN	1	32	20	62.5	176	5.5	1	1	21t	4	19	74.5							
9/25	at INDY	1	36	21	58.3	229	6.3	2	2	31	5	40	72.6							
10/1	PIT	1	32	15	46.8	137	4.2	0	1	19	7	45	46.0							
10/8	BAL	1	28	18	64.3	167	5.9	0	2	18	3	7	50.7							
10/16	at TN	1	27	18	66.7	196	7.2	0	0	48	5	35	87.9							
10/22	WAS	1	42	21	50.0	271	6.4	1	2	33t	6	32	58.7							
10/29	at DAL	1	24	20	83.3	231	9.6	3	0	37t	0	0	146.4							
11/2	SEA	1	33	24	72.7	340	10.3	1	0	67t	5	25	115.7							
11/9	at PIT	1	31	17	54.8	190	6.1	1	1	30	3	13	70.6							
11/26	TN	1	25	15	60.0	237	9.4	1	2	45	3	14	71.6							
12/3	CLE	1	31	15	48.4	165	5.3	1	0	22	2	13	75.3							
12/10	AZ	1	18	13	72.2	182	10.1	2	0	37	0	0	141.4							
12/17	at CIN	1	28	19	67.9	170	6.0	1	0	20	1	8	95.8							
12/23	at NYG	1	41	23	56.1	262	6.3	2	1	50	2	5	81.6							
Totals		16	512	311	60.7	3640	7.1	20	14	67t	54	289	84.0							



OWNERSHIP
COACHES
PLAYERS
STATISTICS
RECORDS
HISTORY
SIDELINES

Brunell Game-by-Game Statistics

												Yds		
Date	Opp.	GS	Att	Comp	Pct.	Yds	Yds/Att	TD	Int	Long	Sack(s)	Lost	Rating	
9/12	SF	1	30	22	73.3	265	8.8	1	0	57	2	18	111.1	
9/19	at CAR	1	32	20	62.5	214	6.6	0	0	31	2	14	82.0	
9/26	TN	1	42	22	52.4	232	5.5	1	3	28	0	0	46.9	
10/6	at PIT	1	25	10	40.0	85	3.4	1	1	15	1	5	46.3	
10/11	at NYJ	1	35	21	60.0	215	6.1	0	0	33	2	18	77.7	
10/17	CLE	1	19	12	63.2	109	5.7	0	0	14	0	0	78.6	
10/31	at CIN	1	19	11	57.9	145	7.6	2	0	38	1	10	117.2	
11/7	at ATL	1	27	14	51.9	203	7.5	3	0	44t	2	16	113.7	
11/14	BAL	1	29	20	69.0	118	4.0	0	0	12	6	33	76.5	
11/21	NO	1	30	19	63.3	351	11.7	2	1	57	3	17	111.9	
11/28	at BAL	1	47	27	57.5	338	7.1	2	2	24	3	10	76.4	
12/2	PIT	1	37	25	67.6	308	8.3	1	0	49	2	10	102.1	
12/13	DEN	1	25	11	44.0	115	4.6	0	0	25	3	11	57.9	
12/19	at CLE	1	33	21	63.6	267	8.0	1	1	34	1	6	86.3	
12/26	at TN	1	11	4	36.4	95	8.6	0	1	62	1	6	30.5	
1/2	CIN	IA												
	Totals	15	441	259	58.7	3060	6.9	14	9	62	29	174	82.0	

												Yds		
Date	Opp.	GS	Att	Comp	Pct.	Yds	Yds/Att	TD	Int	Long	Sack(s)	Lost	Rating	
1/15	MIA	1	9	5	55.6	105	11.6	2	0	41	2	14	136.6	
1/23	TN	1	38	19	50.0	226	5.9	1	2	37	3	10	55.4	
	Totals	2	47	24	55.1	331	7.0	3	2	41	5	24	77.5	

												Yds		
Date	Opp.	GS	Att	Comp	Pct.	Yds	Yds/Att	TD	Int	Long	Sack(s)	Lost	Rating	
9/6	at CHI	1	35	22	62.8	207	5.9	2	2	21	1	0	74.3	
9/13	KC	1	18	11	61.1	126	7.0	1	0	22	2	15	100.7	
9/20	BAL	1	34	25	73.5	376	11.0	2	0	72t	3	11	129.0	
9/27	at TN	1	28	17	60.7	155	5.5	2	2	30	2	6	69.8	
10/12	MIA	1	18	12	66.7	213	11.8	2	1	56t	2	14	120.8	
10/18	at BUF	1	28	16	57.1	119	4.2	0	0	14	3	15	67.4	
10/25	at DEN	1	46	28	60.8	353	7.6	3	0	31t	7	71	106.5	
11/1	at BAL	1	20	13	65.0	237	11.8	2	1	78t	2	5	118.1	
11/8	CIN	1	12	5	41.6	111	9.2	1	0	55	1	8	103.1	
11/15	TB	1	37	22	59.5	248	6.7	0	0	30	3	18	79.6	
11/22	at PIT	1	42	18	42.9	212	5.0	1	3	33t	1	8	37.0	
11/29	at CIN	1	35	19	54.3	244	6.9	4	0	50	1	1	114.5	
12/6	DET	1	1	0	0.0	0	0.0	0	0	0	0	0	39.6	
12/13	TN	IA												
12/20	at MIN	IA												
12/28	PIT	IA												
	Totals	13	354	208	58.7	2601	7.3	20	9	78t	28	172	89.9	

												Yds		
Date	Opp.	GS	Att	Comp	Pct.	Yds	Yds/Att	TD	Int	Long	Sack(s)	Lost	Rating	
1/3	NE	1	34	14	41.2	161	4.7	1	0	37t	2	13	65.9	
1/10	at NYJ	1	31	12	38.7	156	5.0	3	3	52t	0	0	48.0	
	Totals	2	65	26	40.0	317	4.8	4	3	52t	2	13	57.0	

												Yds		
Date	Opp.	GS	Att	Comp	Pct.	Yds	Yds/Att	TD	Int	Long	Sack(s)	Lost	Rating	
8/31	at BAL	IA												
9/7	NYG	IA												
9/22	PIT	1	42	24	57.1	306	7.2	1	0	41	3	25	88.0	
9/28	at WAS	1	31	16	51.6	153	4.9	0	2	22	3	19	38.8	
10/5	CIN	1	27	14	51.9	164	6.0	3	0	24	3	16	107.6	
10/12	PHI	1	19	14	73.7	153	8.0	0	0	22	3	0	97.0	
10/19	at DAL	1	31	21	67.7	242	7.8	3	1	39	2	13	109.9	
10/26	at PIT	1	30	15	50.0	214	7.1	2	0	45	4	20	95.7	
11/2	at TN	1	31	17	54.8	169	5.4	1	1	40	3	14	67.8	
11/9	KC	1	20	9	45.0	199	9.9	1	0	75	1	8	97.7	
11/16	TN	1	30	22	73.3	267	8.9	1	0	35	2	18	111.4	
11/23	at CIN	1	33	20	60.6	286	8.6	1	1	46	1	6	86.2	
11/30	BAL	1	40	25	62.5	317	7.9	1	1	44	1	4	85.1	
12/7	NE	1	42	25	59.5	251	5.9	2	0	34	4	17	92.5	
12/14	at BUF	1	32	24	75.0	317	9.9	0	1	60	2	20	92.8	

OWNERSHIP
COACHES
PLAYERS
STATISTICS
RECORDS
HISTORY
SIDELINES

Brunell Game-by-Game Statistics

12/21	at OAK	1	27	18	66.7	243	9.0	2	0	35t	1	9	119.8
Totals		14	435	264	60.6	3281	7.5	18	7	60	33	189	91.2

Postseason		GS	Att	Comp	Pct.	Yds	Yds/Att	TD	Int	Long	Sack(s)	Yds Lost	Rating
Date	Opp.												
12/27	at DEN	1	32	18	56.3	203	6.3	0	1	37	3	16	62.4

1996		GS	Att	Comp	Pct.	Yds	Yds/Att	TD	Int	Long	Sack(s)	Yds Lost	Rating
Date	Opp.												
9/1	PIT	1	31	20	64.5	212	6.8	2	2	38t	4	18	79.0
9/8	HOU	1	38	27	71.1	302	7.9	2	2	33	2	4	90.0
9/15	at OAK	1	37	18	48.7	217	5.8	0	2	46	3	16	44.5
9/22	at NE	1	39	23	59.0	432	11.0	3	1	61t	2	19	112.3
9/29	CAR	1	27	15	55.6	214	7.9	1	1	49	3	15	78.3
10/6	NO	1	35	28	80.0	250	7.1	1	0	26	1	9	106.0
10/13	NYJ	1	23	14	60.9	248	10.7	2	0	62	5	31	126.7
10/20	at STL	1	52	37	71.2	421	8.0	0	5	52	2	1	55.5
10/27	at CIN	1	31	18	58.1	215	6.9	2	2	32	4	26	74.0
11/10	BAL	1	37	24	64.9	354	9.5	1	1	37	6	22	93.8
11/17	at PIT	1	47	28	59.6	215	4.5	0	2	17	6	54	53.1
11/24	at BAL	1	46	28	60.9	306	6.6	2	2	39	2	14	76.9
12/1	CIN	1	34	21	61.8	356	10.4	1	0	49	1	0	107.0
12/8	at HOU	1	25	15	60.0	172	6.8	0	0	37	3	7	80.8
12/15	SEA	1	26	19	73.1	231	8.8	2	0	39t	3	13	125.6
12/22	ATL	1	29	18	62.1	222	7.6	0	0	29	3	8	85.7
Totals		16	557	353	63.3	4367	7.8	19	20	62	50	257	84.0

Postseason		GS	Att	Comp	Pct.	Yds	Yds/Att	TD	Int	Long	Sack(s)	Yds Lost	Rating
Date	Opp.												
12/28	at BUF	1	33	18	54.6	239	7.2	1	2	47	2	14	62.6
1/4	at DEN	1	29	18	62.1	245	8.4	2	0	44	2	5	112.0
1/12	at NE	1	38	20	52.6	190	5.0	0	2	22	1	2	44.8
Totals		3	100	56	56.0	674	6.7	3	4	47	5	21	70.2

1995		GS	Att	Comp	Pct.	Yds	Yds/Att	TD	Int	Long	Sack(s)	Yds Lost	Rating
Date	Opp.												
9/3	HOU	0	9	3	33.3	15	1.6	0	1	8	3	22	2.8
9/10	at CIN	0	18	8	44.4	81	4.5	0	1	22	5	23	34.7
9/17	at NYJ	1	33	15	45.5	138	4.1	1	1	18	5	28	54.9
9/24	GB	1	29	16	55.2	156	5.3	2	0	19	5	31	93.5
10/1	at HOU	0	9	7	77.8	57	6.3	1	0	15t	0	0	130.1
10/8	PIT	1	30	17	56.7	189	6.3	1	0	39	4	18	86.7
10/15	CHI	1	48	30	63.5	302	6.2	3	1	23t	1	14	92.5
10/22	at CLE	1	28	16	57.1	164	5.8	1	1	28	1	8	71.1
10/29	at PIT	1	33	18	54.5	189	5.7	1	0	24	7	44	81.5
11/12	SEA	1	20	13	65.0	121	6.0	1	1	28	3	16	77.3
11/19	at TB	1	21	15	71.4	169	8.0	0	0	35	1	8	95.1
11/26	CIN	IA											
12/3	at DEN	IA											
12/10	INDY	1	39	26	66.7	312	8.0	3	1	45	2	14	105.9
12/17	at DET	IA											
12/24	CLE	1	29	17	58.6	275	9.4	1	0	34	1	7	101.9
Totals		10	346	201	58.1	2168	6.2	15	7	45	38	233	82.6

17 JASON CAMPBELL

QUARTERBACK



Height: 6-5
Weight: 223
Birthdate: 12/31/81
Auburn
Taylorsville High School
Taylorsville, MS
2nd NFL Season



How Acquired: Campbell was selected by the Redskins in the first-round (25th overall) of the 2005 NFL Draft.

Pro Career:

2005 Season:

- Campbell was the third quarterback for every game of the 2005 season and did not see any action.
- He did see action in the preseason, completing 17-of-37 passes for 244 yards with one touchdown pass and three interceptions.

College/Personal:

- Campbell etched his name into Southeastern Conference lore by leading a talented Auburn squad to an undefeated season (13-0) in 2004. He was named SEC Offensive Player of the Year. He was selected to the coaches All-SEC First-Team, Associated Press All-SEC First Team, a finalist for the Johnny Unitas Golden Arm Award, Finalist for the inaugural Manning Award given to the nations best collegiate quarterback, semifinalist for the Davey O'Brien Award and was named one of the 10 players to watch for the Walter Camp Award. He finished his career as the all-time winningest QB at Auburn.
- He finished the season playing and starting in all 13 games completing 188 of 270 for .696 percentage which ranked fourth nationally. In addition he threw for 20 touchdowns and seven interceptions. The 20 touchdowns tied and Auburn single-season record (Pat Sullivan, 1971).
- Campbell was named MVP of the Sugar Bowl after passing for 189 yards on 11-of-16 passing and one touchdown against Virginia Tech (1/3).
- He was named MVP of the SEC Championship game after going 27 of 35 for 374 yards and three touchdowns against Tennessee (12/4). His 27 completions, 35 attempts and 375 yards were all career-highs. His 374 yards passing was the fifth most prolific game in Auburn history.
- In 2003, Campbell finished the season 181-of-293 (61.8 percent) for 2,267 yards, 10 touchdowns and seven interceptions. He was named Most Valuable Player of the Music City Bowl after leading the Tigers to a winning drive in the fourth quarter against Wisconsin (12/31).
- Campbell played at Taylorsville High School in Taylorsville, Mississippi. He was a Parade All-American, Gatorade Player of the Year in Mississippi. SuperPrep



Campbell In Brief:

Campbell, a first-round draft pick a year ago, has been tapped the Redskins quarterback of the future. His work ethic and dedication have been evident throughout his rookie season and during the 2006 offseason, spending his time immersing himself in Al Saunders' new playbook and working with quarterbacks coach Bill Lazor. He is a gifted athlete with superior arm strength with great size and football intelligence. He played at Auburn University and led the Tigers to an undefeated season in 2004 and was named SEC Offensive Player of the Year. Campbell wears the jersey number 17 of one of his mentors, former Redskins quarterback Doug Williams.

rated him as the seventh best player in the country, SuperPrep "National 50" All-American and SuperPrep Dixie Offensive Player of the Year. He was *All-USA Today* second team, *Atlanta Journal Constitution* "Super Southern 100" and the *Orlando Sentinel* listed him as one of the South's best players.


- He finished his senior season with 2,884 yards passing and was 167-of-193, 24 touchdowns and rushed for 500 yards and six touchdowns. As a junior he was 174-of-291 for 2,719 yards and 33 touchdowns.
- Campbell was two-time All-State in football, district Most Valuable Player and was selected to play in the Alabama-Mississippi All-Star game. In addition, Campbell was All-State in basketball averaging 22 points, eight assists and 12 rebounds as a junior.
- Campbell graduated with a degree in public administration in August of 2004.
- He lists his father, Michael Jordan and Steve McNair as his role models.
- Campbell participated in the Redskins Charitable Foundation's 4th and Life Rookie Forum. This was a forum where Redskins players came and talked to over 500 freshman football players about the importance of preparing early for college as well as life after football. Campbell also visited young patients at Children's Hospital in December signing autographs and working on arts and crafts projects with the kids.

50 KHARY CAMPBELL

LINEBACKER



Height: 6-1
 Weight: 230
 Birthdate: 4/4/79
 Bowling Green State
 Southfield High School
 Toledo, OH
 5th NFL Season



NFL Acquisition: Campbell was signed by the Dallas Cowboys as an undrafted free agent in 2002.

How Acquired: Campbell was signed as an unrestricted free agent on April 5, 2003.

2005 Season:

- Campbell put forth a solid season after recovering from a serious knee injury in 2004. He played predominantly on special teams and led the team in tackles with 34.
- He also saw action on defense as a reserve and posted nine tackles (seven solo).
- Campbell had five special teams stops on two occasions, vs. San Francisco (10/24) and vs. San Diego (11/27).
- He was selected as the Redskins recipient of the Ed Block Courage Award for his comeback from knee injury.

Pro Career:

2004 Season:

- Campbell appeared in nine games as a solid special teams contributor and back-up linebacker before suffering a season-ending injury vs. Cincinnati (11/14).
- Against Green Bay he saw significant time on the field, posting two tackles (one solo).
- Despite only playing in nine games, he still finished third on the special teams stops chart with 20.

2003 Season:

- Campbell played in four games and recorded three tackles for the New York Jets before getting released in Week 5 due to injury.



Campbell In Brief:

Campbell is a skilled special teams player that adds depth to the linebacker group for the Redskins defense. He led the Redskins in special teams stops in 2005 with 34 after finishing second in 2004. He also came back from serious knee injury in 2004 and was the Redskins recipient of the Ed Block Courage Award. He played in 14 games in 2005 and posted nine tackles (seven solo) on defense. He has played in 36 career games with 10 starts and has 20 tackles (12 solo).

2002 Season:

- Campbell appeared seven games for the Jets and appeared in nine and made six tackles (one solo). He joined the Jets from the Dallas practice squad in September 2002.

College/Personal:

- He finished his career at Bowling Green with 299 tackles, two interceptions, 10 forced fumbles and five fumble recoveries. He led his team in tackles after both junior and senior seasons and was a second team All-MAC selection as a senior.
- He posted 79 tackles, an INT, five FF and two FR as a senior en route to earning first team All-Mid-American Conference honors.
- Campbell played in high school at Southview HS in

Campbell Career Statistics

Year	Team	GP	GS	Tot	TACKLES			Yds	INTERCEPTIONS					FUMBLES				
					Solo	Asst	Sk		No	Yds	Lg	TD	PD	FF	FR	Yds	TD	
2002	NYJ	9	0	6	1	5	0	0	0	0	0	0	0	0	0	0	0	0
2003	NYJ	4	0	3	0	3	0	0	0	0	0	0	0	0	0	0	0	0
2004	WAS	9	0	2	1	1	0	0	0	0	0	0	0	0	0	0	0	0
2005	WAS	14	0	9	7	2	0	0	0	0	0	0	0	0	0	0	0	0
Totals		36	0	20	9	11	0	0	0	0	0	0	0	0	0	0	0	0

PLAYOFFS

Year	Team	GP	GS	Tot	TACKLES			Yds	INTERCEPTIONS					FUMBLES				
					Solo	Asst	Sk		No	Yds	Lg	TD	PD	FF	FR	Yds	TD	
2002	NYJ	2	0	0	0	0	0	0	0	0	0	0	0	0	0	0	0	0
2005	WAS	2	0	0	0	0	0	0	0	0	0	0	0	0	0	0	0	0
Totals		4	0	0	0	0	0	0	0	0	0	0	0	0	0	0	0	0

Additional statistics: Special Teams Tackles: 2002 (17); 2003 (TBA); 2004 (20); 2005 (34), 2005 playoffs (2)

OWNERSHIP
COACHES
PLAYERS
STATISTICS
RECORDS
HISTORY
SIDELINES

Toledo, OH, starting at FS and HB/WR his final three years.


- He rounded out his prep career with 134 tackles on defense, 65 rushes for 385 yards and five TDs on the

Single-Game Highs

Total Tackles: 4 vs. Dallas (12/18/05)

Solo Tackles: 3 vs. Dallas (12/18/05)

99 ANDRE CARTER



Height: 6-4
Weight: 265
Birthdate: 5/12/79
California
Oak Grove High School
San Jose, CA
6th NFL Season

DEFENSIVE END



NFL Acquisition: Carter was selected by the San Francisco 49ers in the first round (seventh overall) of the 2001 NFL Draft.

How Acquired: Carter signed with the Redskins as an unrestricted free agent on March 15, 2006.

2005 Season:

- Carter was used as an outside linebacker in the 49ers 3-4 scheme and displayed his versatility, recording 58 tackles and adding 4.5 sacks in 14 starts.
- He recorded 3.5 tackles (2.5 solo) and a half-sack vs. St. Louis (9/11) then registered three solo tackles at Philadelphia (9/18).
- He saw his first start of the season in place of Jamie Winborn as the defense looked to bulk up its front vs. Dallas' (9/25) running attack and tallied five tackles (four solo) and two quarterback knockdowns.
- Carter started and recorded four tackles (three solo), two quarterback hits and one sack for a 10-yard loss vs. Indianapolis (10-9). The sack was first allowed by Colts all season.
- He started and registered five solo tackles vs. Seattle (11-20), he tallied one huge quarterback sack in the first quarter that helped create a punt for the Seahawks offense. It was his 31st career sack which moved him past Jeff Stover (30.5) into tenth place on the 49ers All-Time sack list.

Pro Career:

2004 Season:

- Carter played in seven games with six starts and finished season with 13 tackles (10 solo), two sacks and one forced fumble.
- He started at right defensive end and recorded one solo tackle vs. Atlanta (9-12) but was inactive with back injury Weeks 2-8.
- Carter started at right defensive end and tallied two

ground and 47 catches for 717 yards and six TDs his senior season.

- He was named Division II second team all-state after senior season.
- He also ran track at Southview and majored in criminal justice.
- Campbell participated in the Redskins Harvest Feast which provided food for the holidays to thousands of local residents in need. Campbell assisted in handing out over 100,000 pounds of food at FedEx Field.



Carter In Brief:

Carter was signed by the Redskins in the 2006 offseason as an impact player on an already stellar defense, adding an athletic and aggressive player to the Redskins defensive line attack. Carter is an exceptional athlete that gives the Redskins speed on the edge and play-making ability. He has posted impressive numbers during his versatile career with the San Francisco 49ers, posting 32 sacks and 211 tackles while playing both defensive end and linebacker. He had his most impressive season in 2002 when he posted 12.5 sacks. While in college at Cal, Carter spent the summer helping out at Redskins Park as his father, Rubin was defensive line coach for the Redskins in 1999.

tackles (one solo) and one sack (two yards) vs. Carolina (11-14). Also started at right defensive end and tallied three solo tackles, one forced fumble and one sack (eight yards) at Arizona (12-12).

2003 Season:

- Carter started 15 games and finished with 34 tackles (21 solo) and led all defensive linemen with 6.5 sacks. He also tallied two passes defensed and one forced fumble.
- He had started 33 straight games before missing first game since November 25, 2001 due to lower back injury.
- He recorded one assisted tackle, one quarterback pressure and one sack (two yards) vs. Chicago (9-7).
- Carter registered a half sack (4.5 yards) vs. Cleveland (9-21) and tallied three tackles (two solo) at Minnesota (9-28).

• Carter tallied two tackles (one solo), one sack (three yards) and one pass defended at Seattle (10-12) then registered one sack and one forced fumble vs. Tampa Bay (10-19).

2002 Season:

- Carter started all 16 games and both postseason contests then finished season with 57 tackles (45 solo), and a career-high 12.5 sacks and one pass defended.
- His 12.5 sacks were highest total for 49ers defensive lineman since 1999. He became first 49ers defensive end to reach double-digit sack total since 1998. He led team with 27 quarterback pressures.
- He recorded four tackles, one sack (11 yards) and one quarterback pressure vs. Denver (9-15).
- Carter equaled career-high with two sacks (17 yards) and one forced fumble vs. Washington (9-22). He also recorded five tackles (four solo), including one for loss, and two quarterback pressures vs. Redskins.
- He posted four tackles (three solo) and four quarterback pressures vs. St. Louis (10-6) and also recorded five tackles (four solo), including one for loss, one sack (one yard) and one quarterback pressure at Seattle (10-14).
- Carter tallied three tackles (two solo), one sack (five yards) and two quarterback pressures at New Orleans (10-20)
- Racked up six tackles (five solo) and matched career-high with two sacks (16 yards) at Arizona (12-21) then recorded three solo tackles, including one tackle for loss, one sack (eight yards) and one quarterback pressure at St. Louis (12-30).
- He started both postseason games, recording four tackles (two solo) and one quarterback pressure vs. New York Giants (1-5-03) in NFC Wild Card Game. He also tallied two tackles (one solo) and one quarterback pressure at Tampa Bay (1-12-03) in NFC Divisional Playoff Game.

2001 Season:

- He played and started 15 games as rookie and finished with 49 tackles (41 solo), two forced fumbles and a team-high 6.5 sacks.
- Carter made first career NFL start at right end, recording four tackles (two solo) vs. Atlanta (9-9).
- He had first career sack and forced fumble at Jets.

- Had then career-high of two sacks (11 yards) at St. Louis (12-9) and also had two sacks at New Orleans (1-6)...Also posted six solo tackles and forced one fumble at Saints.
- He was named NFC Defensive Player of the Week for effort at New Orleans and then earned NFC Rookie of the Month honors in December. He posted four tackles (two solo) in NFC Wild Card Game at Green Bay (1-13-02).

College/Personal:

- Started 37 of 43 games in four-year career at California. He finished with 173 tackles (113 solo) and school-record 31 sacks. He also finished second on career list with 55 tackles for loss (279 yards).
- He earned unanimous first-team All-America honors, including Associated Press and *The Sporting News* and earned Pac-10 Player of the Week honors twice as senior. He started 11 games at defensive end and finished with career-high 60 tackles (44 solo), led team with 13.5 sacks.
- He also earned first-team All-Pac-10 honors as junior and started all 11 games at defensive end. He finished with 53 tackles (33 solo). He led Pac-10 with 20 tackles for loss (101 yards) and 10 sacks (83 yards).
- He earned second-team All-Pac-10 honors as sophomore and had 39 tackles (21 solo) and eight tackles for loss (42 yards), 21 tackles (15 solo) and 3.5 sacks as true freshman.
- He earned degree in American studies. He prepped at Oak Grove (San Jose, CA) High School and earned first-team USA Today All-America honors as senior. He was rated top defensive lineman and All-America by Parade Magazine. He was named Gatorade California State Player of the Year in 1996.
- His father, Rubin, played for Denver Broncos (1975-86) and now coaches defensive line at Temple. He also coached for the Redskins in 1999-00.
- He resides in Ashburn, VA with his wife.

Single-Game Highs

Total Tackles: 7 at Chicago (10/28/01)
Solo Tackles: 6, twice, last at Chicago (10/28/01)
Sacks: 2, four times, last vs. Washington (9/22/02)

Carter Career Statistics

Year	Team	GP	GS	Tot	TACKLES			Yds	INTERCEPTIONS				FUMBLES				
					Solo	Asst	Sk		No	Yds	Lg	TD	PD	FF	FR	Yds	TD
2001	SF	15	15	49	41	8	6.5	57.5	0	0	0	0	4	2	1	1	0
2002	SF	16	16	57	45	12	12.5	84	0	0	0	0	4	3	1	3	0
2003	SF	15	15	34	21	13	6.5	24.5	0	0	0	0	3	1	0	0	0
2004	SF	7	6	13	10	3	2	10	0	0	0	0	1	1	0	0	0
2005	SF	16	14	58	43	15	4.5	36.5	0	0	0	0	2	0	0	0	0
Totals		69	66	211	160	51	32	212.5	0	0	0	0	14	7	2	4	0

PLAYOFFS

Year	Team	GP	GS	Tot	TACKLES			Yds	INTERCEPTIONS				FUMBLES				
					Solo	Asst	Sk		No	Yds	Lg	TD	PD	FF	FR	Yds	TD
2001	SF	1	1	4	2	2	0	0	0	0	0	0	0	0	0	0	0
2002	SF	2	2	6	3	3	0	0	0	0	0	0	0	0	0	0	0
Totals		3	3	10	5	5	0	0	0	0	0	0	0	0	0	0	0

Additional statistics: Special Teams Tackles: TBA

Carter Game-by-Game Statistics

2005

Date	Opp.	GS	Tkls	Solo	Asst	Sacks	Yds	Int	Yds	Lg	TD	PD	FF	FR	Yds
9/11	STL	0	4	2	2	0.5	4.5	0	0	0	0	0	0	0	0
9/18	at PHI	0	3	3	0	0	0	0	0	0	0	0	0	0	0
9/25	DAL	1	5	4	1	0	0	0	0	0	0	0	0	0	0
10/2	at AZ	1	5	4	1	0	0	0	0	0	0	0	0.5	0	0
10/9	INDY	1	4	3	1	1	10	0	0	0	0	0	0	0	0
10/23	at WAS	1	5	3	2	0	0	0	0	0	0	0	0	0	0
10/30	TB	1	4	4	0	1	8	0	0	0	0	0	0	0	0
11/6	NYG	1	1	1	0	0	0	0	0	0	0	0	0	0	0
11/13	at CHI	1	1	0	1	0	0	0	0	0	0	0	0	0	0
11/20	SEA	1	5	5	0	1	5	0	0	0	0	0	0	0	0
11/27	at TN	1	4	3	1	0	0	0	0	0	0	0	0	0	0
12/4	AZ	1	4	2	2	0	0	0	0	0	1	0	0	0	0
12/11	at SEA	1	3	2	1	0	0	0	0	0	0	0	0	0	0
12/18	at JAX	1	3	2	1	0	0	0	0	0	0	0	0	0	0
12/24	at STL	1	5	4	1	1	9	0	0	0	1	0	0	0	0
1/1	HOU	1	2	1	1	0	0	0	0	0	0	0	0	0	0
	Totals	14	58	43	15	4.5	36.5	0	0	0	0	2	0.5	0	0

2004

Date	Opp.	GS	Tkls	Solo	Asst	Sacks	Yds	Int	Yds	Lg	TD	PD	FF	FR	Yds
9/12	ATL	1	1	1	0	0	0	0	0	0	0	1	0	0	0
9/19-10/31	IA														
11/7	SEA	0	1	1	0	0	0	0	0	0	0	0	0	0	0
11/14	CAR	1	2	1	1	1	2	0	0	0	0	0	0	0	0
11/21	at TB	1	1	1	0	0	0	0	0	0	0	0	0	0	0
11/28	MIA	1	1	1	0	0	0	0	0	0	0	0	0	0	0
12/5	at STL	1	4	2	2	0	0	0	0	0	0	0	0	0	0
12/12	at AZ	1	3	3	0	1	8	0	0	0	0	0	1	0	0
12/18	WAS	IA													
12/26	BUF	IR													
1/1	at NE	IR													
	Totals	6	13	10	3	2	10	0	0	0	0	1	1	0	0

2003

Date	Opp.	GS	Tkls	Solo	Asst	Sacks	Yds	Int	Yds	Lg	TD	PD	FF	FR	Yds
9/7	CHI	1	1	0	1	1	2	0	0	0	0	0	0	0	0
9/14	at STL	1	2	1	1	0	0	0	0	0	0	1	0	0	0
9/21	CLE	1	0	0	0	0.5	4.5	0	0	0	0	0	0	0	0
9/28	at MIN	1	3	2	1	0	0	0	0	0	0	0	0	0	0
10/5	DET	1	2	0	2	0	0	0	0	0	0	0	0	0	0
10/12	at SEA	1	2	1	1	1	3	0	0	0	0	1	0	0	0
10/19	TB	1	0	0	0	1	0	0	0	0	0	1	1	0	0
10/26	at AZ	1	4	2	2	0	0	0	0	0	0	0	0	0	0
11/2	STL	IA													
11/17	PIT	1	1	0	1	1	5	0	0	0	0	0	0	0	0
11/23	at GB	1	3	2	1	1	2	0	0	0	0	0	0	0	0
11/30	at BAL	1	3	3	0	0	0	0	0	0	0	0	0	0	0
12/7	AZ	1	3	3	0	0	0	0	0	0	0	0	0	0	0
12/14	at CIN	1	2	1	1	1	8	0	0	0	0	0	0	0	0
12/21	at PHI	1	4	3	1	0	0	0	0	0	0	0	0	0	0
12/27	SEA	1	4	3	1	0	0	0	0	0	0	0	0	0	0
	Totals	15	34	21	13	6.5	24.5	0	0	0	0	3	1	0	0

2002

Date	Opp.	GS	Tkls	Solo	Asst	Sacks	Yds	Int	Yds	Lg	TD	PD	FF	FR	Yds
9/5	at NYG	1	0	0	0	0	0	0	0	0	0	0	0	0	0
9/15	DEN	1	4	4	0	1	11	0	0	0	0	0	0	0	0
9/22	WAS	1	5	4	1	2	17	0	0	0	0	0	1	0	0
10/6	STL	1	4	3	1	0	0	0	0	0	0	3	0	0	0
10/14	at SEA	1	5	4	1	1	1	0	0	0	0	0	0	0	0
10/20	at NO	1	3	2	1	1	5	0	0	0	0	0	0	0	0
10/27	AZ	1	4	4	0	1	3	0	0	0	0	0	2	0	0
11/3	at OAK	1	6	5	1	1	6	0	0	0	0	0	1	0	0
11/10	KC	1	3	3	0	1	10	0	0	0	0	0	0	0	0
11/17	at SD	1	2	1	1	0	0	0	0	0	0	0	0	0	0
11/25	PHI	1	4	2	2	0.5	4	0	0	0	0	0	0	0	0
12/1	SEA	1	2	1	1	0	0	0	0	0	0	1	0	0	0
12/8	at DAL	1	2	2	0	0	0	0	0	0	0	0	0	0	0

Carter Game-by-Game Statistics

12/15	GB	1	4	2	2	1	3	0	0	0	0	0	0	0	0	0
12/21	at AZ	1	6	5	1	2	16	0	0	0	0	0	0	0	0	0
12/30	at STL	1	3	3	0	1	8	0	0	0	0	0	0	0	0	0
Totals		16	57	45	12	12.5	84	0	0	0	0	4	4	0	0	0

Postseason

Date	Opp.	GS	Tkls	Solo	Asst	Sacks	Yds	Int	Yds	Lg	TD	PD	FF	FR	Yds
1/5	NYG	1	4	2	2	0	0	0	0	0	0	0	0	0	0
1/12	at TB	1	6	4	2	0	0	0	0	0	0	0	0	0	0
Totals		2	10	6	4	0	0	0	0	0	0	0	0	0	0

2001

Date	Opp.	GS	Tkls	Solo	Asst	Sacks	Yds	Int	Yds	Lg	TD	PD	FF	FR	Yds
9/9	ATL	1	4	2	2	0	0	0	0	0	0	0	0	0	0
9/23	STL	1	2	2	0	0	0	0	0	0	0	0	0	0	0
10/1	at NYJ	1	4	4	0	1	9	0	0	0	0	0	1	0	0
10/7	CAR	1	2	2	0	0	0	0	0	0	0	0	0	0	0
10/14	at ATL	1	4	2	2	0	0	0	0	0	0	0	0	0	0
10/28	at CHI	1	7	6	1	0	0	0	0	0	0	0	0	0	0
11/4	DET	1	4	4	0	0	0	0	0	0	0	0	0	0	0
11/11	NO	1	5	4	1	1	11	0	0	0	0	0	0	0	0
11/18	at CAR	1	0	0	0	0	0	0	0	0	0	0	0	0	0
11/25	at INDY	IA													
12/2	BUF	1	0	0	0	0	0	0	0	0	0	0	0	0	0
12/9	at STL	1	3	3	0	2	11	0	0	0	0	0	0	0	0
12/16	MIA	1	2	1	1	0.5	4.5	0	0	0	0	0	0	0	0
12/22	PHI	1	3	2	1	0	0	0	0	0	0	0	0	0	0
12/30	at DAL	1	3	3	0	0	0	0	0	0	0	0	0	0	0
1/6	at NO	1	6	6	0	2	22	0	0	0	0	0	1	0	0
Totals		15	49	41	8	6.5	57.5	0	0	0	0	0	2	0	0

Postseason


Date	Opp.	GS	Tkls	Solo	Asst	Sacks	Yds	Int	Yds	Lg	TD	PD	FF	FR	Yds
1/13	at GB	1	4	2	2	0	0	0	0	0	0	0	0	0	0

39 KERRY CARTER



Height: 6-1
 Weight: 238
 Birthdate: 12/19/80
 Stanford
 Carr High School
 Ontario, Canada
 3rd NFL Season

RUNNING BACK



NFL Acquisition: Carter was signed as an undrafted free agent with the Seattle Seahawks on May 1, 2003.

How Acquired: Carter signed with the Redskins as a free agent on January 9, 2006.

2005 Season:

• Carter entered the season with the Seattle Seahawks in training camp but was released prior to the season.

Pro Career:

2004 Season:

• Carter saw action in all 16 games for the Seahawks, including two at running back (at SF 11/7 and Miami 11/21). He carried the ball four times for 15 yards.
 • He participated on special teams, returning 21 kicks for 448 yards (21.3 avg.). He also totaled seven special



Carter In Brief:

Kerry Carter joins the Redskins as a running back battling for a roster spot after signing with the team during the 2006 offseason. He is a native of Canada and had a record-breaking career at Stanford before beginning his NFL career with Seattle.

teams tackles and returned a career-high five kickoffs for 155 yards at St. Louis (11/14).

2003 Season:

• He played in all 16 games mostly on special teams, collecting six tackles.
 • Carter also returned eight kickoffs for 185 yards for a 23.1 average.

College/Personal:

- Carter finished eighth on Stanford's all-time rushing list with 2,039 yards and also finished fourth in touchdowns with 23 and was the only player in school history to score four rushing touchdowns on two separate occasions.
- He had 538 carries in his career for a 3.8 avg. and had 25 receptions for 302 yards (12.1 avg.) with two scores.
- Carter attended Henry Carr HS in Ontario and received

the Henry Jerome Award in 1997-98 for the top Canadian HS athlete.

- He majored in cultural and social anthropology at Stanford.
- He is also very active in the community efforts and lends his time to Boys and Girls Clubs and the Starlight Foundation.

Carter Career Statistics

Year	Team	GP	GS	RUSHING					RECEIVING				
				Att	Yds	Avg	Lg	TD	No	Yds	Avg	Lg	TD
2003	SEA	16	0	3	-2	-0.7	1	0	0	0	0.0	0	0
2004	SEA	16	0	4	15	3.8	6	0	0	0	0.0	0	0
2005	Out of NFL												
NFL totals		32	0	7	13	1.9	6	0	0	0	0.0	0	0

Additional statistics: none
Fumbles-Lost: 0-0 in 2003, 0-0 in 2004

KICKOFF RETURNS

Year	Team	No	Yds	Avg	Lg	TD
2003	SEA	8	185	23.1	33	0
2004	SEA	21	446	21.3	36	0
2005	Out of NFL					
NFL totals		29	633	21.8	36	0

31 ROCK CARTWRIGHT

FULLBACK



Height: 5-7
Weight: 215
Birthdate: 12/3/79
Kansas State
Conroe High School
Conroe, TX
5th NFL Season



How Acquired: Selected by the Redskins in the seventh round (257th overall) of the 2002 Draft.

2005 Season:

- Cartwright appeared in all 16 games and both postseason contests. In the regular season he rushed 27 times for 199 yards and two touchdowns.
- On special teams he finished third in tackles with 22.
- He exploded for a career-game against St. Louis (12/4) when he had 118 yards on nine carries including a 52-yard run.
- He scored touchdowns on a one-yard rush vs. SD (11/27) and vs. SF (10/24).

Pro Career:

2004 Season:

- Cartwright played in 13 games in 2004 mostly on special teams, adding 15 stops.
- He played some running back in the finale against Minnesota, carrying the ball twice. He also led the team in special teams tackles with four.

2003 Season:

- Cartwright played in 15 games and started three, setting career-highs in carries with 107 and yards with 411. He also led the Redskins in rushing touchdowns with four, all from less than three-yards out. He also had



Cartwright in Brief:

Cartwright is a compact bruising back with speed and skills on special teams coverage. In 2005, he took advantage of opportunities and exploded with a career-game when he rushed for 118 yards including a 52-yard career-long run at St. Louis (12/4). He finished the season with 27 attempts for 199 yards and two touchdowns. He also finished third in special teams tackles with 22. Cartwright has become a fan favorite in his time with the Redskins, endearing himself to the fans with his nickname, inspired play and contagious enthusiasm.

18 catches for 176 yards.

- He was crucial on short yardage situations, earning 11 first downs on 14 third-and-one attempts.
- He had his best game of the season vs. Dallas (12/14), rushing 21 times for 94 yards. His second-most productive game came against Seattle (11/9), when he had 13 carries for 81 yards.
- In the first seven games of the season, he was primarily used as a short-yardage back on third downs

and scoring situations. He scored a one-yard touchdown at Atlanta (9/14), a three-yard score vs. New England (9/28), a two-yard touchdown vs. New Orleans (11/30) and a one-yard plunge vs. Philadelphia (12/27).

2002 Season:

- Cartwright had a solid rookie season after earning his spot on the roster, contributing in blocking schemes as a backup running back.
- He had 11 catches for 121 yards and one touchdown with a 22-yard long and an 11.0 average yards per catch. He also played a strong role in special teams coverage and returns, finishing with three special teams tackles.
- He made his debut as a Redskin and as a pro against Arizona in Week 1, as a reserve fullback but he also returned two short kickoffs for 10 yards. At San Francisco in Week 3, he caught his first pass and finished the game with two catches for 20 yards and a stop on special teams.
- Against St. Louis (11/24), he had what was arguably his best game of the season when he had a career-high three catches for 46 yards. One of his catches was a 22-yard gain, his career-high. He tied a career-high with three catches for 15 yards at Philadelphia (12/15).
- He finished his season strong, with two rushes for 21 yards and a 12-yard touchdown catch and then he had two kickoff returns for 52 yards including a 29-yard jaunt against Dallas in the season finale.

College/Personal:

- Cartwright played college ball for Kansas State, and earned All-Big Twelve Conference honorable mention from the league's coaches as a senior in 2001. He started every game, except Nebraska, at fullback.
- He registered 66 carries for 292 yards (4.4 avg) and a pair of touchdowns, and caught 15 passes for 108 yards (7.2 avg). As a junior in 2000, Cartwright emerged from reserve player to starting fullback. He started five of the final six games, totaling 46 carries for 278 yards (6.0 avg) and five touchdowns. He also registered 78 yards on five receptions (15.6 avg).
- As a sophomore in 1999, Cartwright attended Trinity

Valley (Athens, Tex.) Community College. He earned honorable mention All-Conference in both his seasons there and led the Cardinals to a Southwest Junior College Conference title win.

- Cartwright attended Conroe (Tex.) High where he started all four seasons in football. He was named Parade All-American and was considered one of the top running backs in Texas in 1998. He set a school season record with 2,060 yards as senior. He finished his career with 5,231 rushing yards. In both his junior and senior year, Cartwright was awarded the District 15-5A Most Valuable Player award and the second-team All-State pick. He also earned first-team All-District honors for his last three seasons.
- He also lettered four years in track & field and twice in baseball. He was a social science-education major at Kansas State.
- When he was young, his grandmother nicknamed him "Rock Baby." As he grew older, his family dropped "Baby" but "Rock" has stuck with him ever since.
- Took part in the Redskins Charitable Foundation's 4th and Life Senior Forum by speaking to hundreds of high school seniors about the making the right choices, preparing for life after football, preparing for college and the importance of a positive attitude on and off the field.
- Assisted the Clinton Portis Foundation in passing out thanksgiving meals with all the trimmings to 200 families in the DC area. Cartwright also participated in the completion of the renovation of the teen room at the Boys and Girls Clubhouse in Washington D.C.
- Prior to the 2005 season, Cartwright changed his number from 40 to 31 to honor his grandmother who passed away.

Single-Game Highs

Carries: 21 vs. Dallas (12/14/03)
Yards: 118 at St. Louis (12/4/05)
Long: 52 at St. Louis (12/4/05)
Rushing TDs: 1, five times, last vs. San Diego (11/27/05)
Receptions: 5 vs. Philadelphia (12/27/03)
Receiving Yards: 53 vs. Philadelphia (12/27/03)

Cartwright Career Statistics													
		RUSHING							RECEIVING				
Year	Team	GP	GS	Att	Yds	Avg	Lg	TD	No	Yds	Avg	Lg	TD
2002	WAS	16	0	3	22	7.3	20	0	11	121	11.0	22	1
2003	WAS	15	3	107	411	3.8	22	4	18	176	9.8	23	0
2004	WAS	13	0	2	0	0.0	2	0	0	0.0	-	-	-
2005	WAS	16	0	27	199	7.4	52	2	2	23	11.5	17	0
Totals		60	3	139	632	4.5	52	6	31	320	10.3	23	1

PLAYOFFS													
		RUSHING							RECEIVING				
Year	Team	GP	GS	Att	Yds	Avg	Lg	TD	No	Yds	Avg	Lg	TD
2005	WAS	2	0	0	0	-	-	-	-	-	-	-	-
Postseason		2	0	0	0	-	-	-	-	-	-	-	-

Additional statistics: none
 Fumbles-Lost: 0-0 in 2002; 2-2 in 2003; 0-0 in 2004; 1-1 in 2005; 0-0 in '05 playoffs

KICKOFF RETURNS						
Year	Team	No	Yds	Avg	Lg	TD
2002	WAS	10	169	16.9	32	0
2003	WAS	2	26	13.0	13	0
2004	WAS	0	0	0.0	0	0
2005	WAS	4	82	20.5	25	0
Totals		16	277	17.3	32	0
Postseason		0	0	0.0	0	0

Cartwright Game-by-Game Statistics

2005

Date	Opp.	GS	Att.	Yds	Avg.	Long	TD	Rec	Yds	Avg.	Long	TD
9/11	CHI	0	0	0	0.0	0	0	0	0	0.0	0	0
9/18	at DAL	0	0	0	0.0	0	0	0	0	0.0	0	0
10/2	SEA	0	0	0	0.0	0	0	0	0	0.0	0	0
10/9	at DEN	0	0	0	0.0	0	0	0	0	0.0	0	0
10/16	at KC	0	4	14	3.5	7	0	0	0	0.0	0	0
10/23	SF	0	5	14	2.8	5	0	0	0	0.0	0	0
10/30	at NYG	0	2	21	10.5	16	0	0	0	0.0	0	0
11/6	PHI	0	0	0	0.0	0	0	0	0	0.0	0	0
11/13	at TB	0	0	0	0.0	0	0	0	0	0.0	0	0
11/20	OAK	0	3	6	2.0	3	0	1	17	17.0	17	0
11/27	SD	0	1	13	13.0	13	1	0	0	0.0	0	0
12/4	at STL	0	9	118	13.1	52	0	0	0	0.0	0	0
12/11	at AZ	0	0	0	0.0	0	0	0	0	0.0	0	0
12/18	DAL	0	3	13	4.3	8	0	1	6	6.0	6	0
12/24	NYG	0	0	0	0.0	0	0	0	0	0.0	0	0
1/1	at PHI	0	0	0	0.0	0	0	0	0	0.0	0	0
Totals		0	27	199	7.4	52	1	2	23	11.5	17	0

Postseason

Date	Opp.	GS	Att.	Yds	Avg.	Long	TD	Rec	Yds	Avg.	Long	TD
1/7	at TB	0	0	0	0.0	0	0	0	0	0.0	0	0
1/14	at SEA	0	0	0	0.0	0	0	0	0	0.0	0	0
Totals		0	0	0	0.0	0	0	0	0	0.0	0	0

2004

Date	Opp.	GS	Att.	Yds	Avg.	Long	TD	Rec	Yds	Avg.	Long	TD
9/12	TB	IA										
9/19	at NYG	IA										
9/27	DAL	IA										
10/3	at CLE	0	0	0	0.0	0	0	0	0	0.0	0	0
10/10	BAL	0	0	0	0.0	0	0	0	0	0.0	0	0
10/17	at CHI	0	0	0	0.0	0	0	0	0	0.0	0	0
10/31	GB	0	0	0	0.0	0	0	0	0	0.0	0	0
11/7	at DET	0	0	0	0.0	0	0	0	0	0.0	0	0
11/14	CIN	0	0	0	0.0	0	0	0	0	0.0	0	0
11/21	at PHI	0	0	0	0.0	0	0	0	0	0.0	0	0
11/28	at PIT	0	0	0	0.0	0	0	0	0	0.0	0	0
12/5	NYG	0	0	0	0.0	0	0	0	0	0.0	0	0
12/12	PHI	0	0	0	0.0	0	0	0	0	0.0	0	0
12/18	at SF	0	0	0	0.0	0	0	0	0	0.0	0	0
12/26	at DAL	0	0	0	0.0	0	0	0	0	0.0	0	0
1/2	MIN	0	2	0	0.0	2	0	0	0	0.0	0	0
Totals		0	2	0	0.0	2	0	0	0	0.0	0	0

2003

Date	Opp.	GS	Att.	Yds	Avg.	Long	TD	Rec	Yds	Avg.	Long	TD
9/4	NYJ	0	1	4	4.0	4	0	0	0	0.0	0	0
9/14	at ATL	0	3	1	0.3	1	1	0	0	0.0	0	0
9/21	NYG	0	1	-3	-3.0	-3	0	2	30	15.0	16	0
9/28	NE	0	1	3	3.0	3	1	1	11	11.0	11	0
10/3	at PHI	0	3	3	1.0	2	0	1	9	9.0	9	0
10/12	TB	0	2	4	2.0	2	0	1	8	8.0	8	0
10/19	at BUF	0	4	18	4.5	6	0	0	0	0.0	0	0
11/2	at DAL	0	8	44	5.5	15	0	2	9	4.5	8	0
11/9	SEA	0	13	81	6.2	21	0	2	15	7.5	11	0
11/16	at CAR	0	9	32	3.6	9	0	2	26	12.0	23	0
11/23	at MIA	IA										
11/30	NO	0	4	27	6.8	22	1	0	0	0.0	0	0
12/7	at NYG	0	12	19	1.6	12	0	0	0	0.0	0	0
12/14	DAL	1	21	94	4.5	13	0	0	0	0.0	0	0
12/21	at CHI	1	13	41	3.2	8	0	2	15	7.5	8	0
12/27	PHI	1	12	43	3.6	8	1	5	53	10.6	40	0
Totals		3	107	411	3.8	22	4	18	176	9.8	40	0

Cartwright Game-by-Game Statistics

2002

Date	Opp.	GS	Att.	Yds	Avg.	Long	TD	Rec	Yds	Avg.	Long	TD
9/8	AZ	0	0	0	0.0	0	0	0	0	0.0	0	0
9/16	PHI	0	0	0	0.0	0	0	0	0	0.0	0	0
9/22	at SF	0	0	0	0.0	0	0	2	29	14.5	18	0
9/29	at TN	0	0	0	0.0	0	0	0	0	0.0	0	0
10/6	NO	0	0	0	0.0	0	0	0	0	0.0	0	0
10/13	at GB	0	0	0	0.0	0	0	0	0	0.0	0	0
10/20	INDY	0	0	0	0.0	0	0	1	5	5.0	5	0
10/27	at SEA	0	0	0	0.0	0	0	1	14	14.0	14	0
11/3	at JAX	0	0	0	0.0	0	0	0	0	0.0	0	0
11/10	at NYG	0	0	0	0.0	0	0	0	0	0.0	0	0
11/17	STL	0	0	0	0.0	0	0	3	46	15.3	22	0
11/24	at DAL	0	0	0	0.0	0	0	0	0	0.0	0	0
12/8	NYG	0	1	1	1.0	1	0	0	0	0.0	0	0
12/15	at PHI	0	0	0	0.0	0	0	3	15	5.0	7	0
12/22	HOU	0	2	21	10.5	20	0	1	12	12.0	12	1
12/29	DAL	0	0	0	0.0	0	0	0	0	0.0	0	0
Totals		0	3	22	7.3	20	0	11	121	11.0	22	1

58 CHRIS CLEMONS

LINEBACKER



Height: 6-3
 Weight: 234
 Birthdate: 10/30/81
 Georgia
 Griffin High School
 Griffin, GA
 3rd NFL Season



How Acquired: Clemons joined the Redskins as an undrafted free agent in April 2003.

2005 Season:

- Clemons started one game and appeared in 14 both as a reserve linebacker and on special teams.
- He posted 11 tackles (seven solo) and had two sacks with one forced fumble.
- He recorded one solo tackle and a sack at NYG (10/30).
- Against Oakland (11/20) he had one solo tackle and a sack for minus three yards.
- He posted nine special teams tackles.

Pro Career:

2004 Season:

- Clemons was signed to the active roster from the practice squad on 11/24 and played in six games with nine tackles (six solo) and three sacks and one forced fumble.
- In his first career game, (at Pittsburgh, 11/29) he sacked quarterback Ben Roethlisberger and added a solo tackle.
- Against Philadelphia (12/12) he had another sack and added a tackle. He had another sack at Dallas (12/26) and posted two tackles.

2003 Season:

- Spent the entire season on injured reserve with a hip injury.



Clemons in Brief:

Clemons is an athletic linebacker that uses his work ethic to emerge into the lineup both on defense and on special teams for the Redskins. He joined the Redskins as an undrafted free agent in 2003 and contributed last season with 14 games and one start. He posted 11 tackles (seven solo) and had two sacks and a forced fumble. He has five sacks in his career.

College/Personal:

- His brother, Nic was also signed by the Redskins during the 2003 offseason and plays defensive line.
- At Georgia, he played in 12 games with 10 starts during his junior season recording 53 tackles (26 solo), one sack, and three quarterback pressures. His best games came against South Carolina (eight tackles) and Vanderbilt (six tackles, one sack).
- He was named Most Improved Linebacker of 2002 and was part of a Bulldog defense that finished first in the SEC and fourth nationally in scoring defense (15.1 ppg), first in the SEC in red zone defense (58.8%), second in the SEC and 19th nationally in rushing defense (114.0 ypg), fourth in the SEC and 15th nationally in total defense (303.5 ypg), and allowed only 30 total second

OWNERSHIP
COACHES
PLAYERS
STATISTICS
RECORDS
HISTORY
SIDELINES

half points in the final seven games of the season.

- A native of Griffin, GA and attended Griffin High School where he was a four-year letterman, three-year starter. He was named AAAA-All Region first team and

nominated for Region MVP by the Georgia Athletic Coaches Association. He recorded 49 tackles, six sacks, two interceptions, four pass break-ups, one fumble recovery and one forced fumble on defense his senior year, as well as rushed for 80 yards on 10 carries and 12 receptions for 159 yards and three touchdowns on offense.

- Also a member of the track team... He is the brother of teammate Nic Clemons and the nephew of NFL linebacker Charlie Clemons... Lists his mother, Mattie, as his role model.

Single-Game Highs

Total Tackles: 3 vs. Minnesota (11/2/05)
Solo Tackles: 2 vs. Philadelphia (12/12/04)
Sacks: 1, five times, last vs. Oakland (11/20/05)

Clemons Career Statistics

Year	Team	GP	GS	Tot.	TACKLES			Yds	INTERCEPTIONS					FUMBLES			
					Solo	Asst	Sk		No	Yds	Lg	TD	PD	FF	FR	Yds	TD
2004	WAS	6	0	9	6	3	3	14	0	0	0	0	0	1	0	0	0
2005	WAS	13	1	11	7	4	2	17	0	0	0	0	1	1	0	0	0
Totals		19	1	20	13	7	5	31	0	0	0	0	1	2	0	0	0

PLAYOFFS

Year	Team	GP	GS	Tot.	TACKLES			Yds	INTERCEPTIONS					FUMBLES				
					Solo	Asst	Sk		No	Yds	Lg	TD	PD	FF	FR	Yds	TD	
2005	WAS	Injured Reserve																

Additional statistics: Special Teams Tackles: 2004 (3); 2005 (9) & 1 blocked punt

90 NIC CLEMONS



Height: 6-6
Weight: 278
Birthdate: 2/3/80
 Georgia
 Griffin High School
 Griffin, GA
 2nd NFL Season

DEFENSIVE LINEMAN



How Acquired: Clemons joined the Redskins as an undrafted free agent in April 2003.

2005 Season:

- He appeared in eight games and saw his first pro action vs. SF (10/24). He also posted a tackle in that game.
- He finished the season with six tackles (three solo). He also served on special teams units.

Pro Career:

2004 Season:

- Played on the Redskins practice squad.

2003 Season:

- Spent the season on the practice squad.

College/Personal:

- His brother, Chris was also signed by the Redskins during the 2003 offseason and plays linebacker.
- His senior season at Georgia was cut short after two games due to an injury (turf toe). He first attended Georgia in 2001. He played a backup role at defensive end and participated in five contests.



Clemons in Brief:

Clemons is a determined player with size and speed that adds depth to the defensive line. He has been with the Redskins since signing with the club as an undrafted free agent after the 2003 NFL Draft. He saw his first action last season as a reserve against SF (10/24) and appeared in eight games. He finished the season with six tackles (three solo). His work ethic and determination have paid off after serving the 2003 and 2004 seasons on the practice squad.

- Attended junior college at Georgia Military College where he earned Honorable Mention Junior College All-

Single-Game Highs

Total Tackles: 2 vs. Dallas (12/18/05)
Solo Tackles: 2 vs. Dallas (12/18/05)

America in 1999. He recorded 58.5 tackles, 7.5 sacks, eight pressures, three fumbles recoveries and three pass deflections as a sophomore.
 • A native of Griffin, GA and attended Griffin High School. Interestingly he did not play high school football

but was a key player on the basketball team that reached the class AAA final four. As a forward he averaged 5.0 points and 4.0 rebounds per game.
 • He is the son of Mattie Clemons and has a daughter, NyKeria.

Clemons Career Statistics

Year	Team	GP	GS	Tot	TACKLES			Yds	INTERCEPTIONS					FUMBLES				
					Solo	Asst	Sk		No	Yds	Lg	TD	PD	FF	FR	Yds	TD	
2005	WAS	8	0	6	3	3	0	0	0	0	0	0	0	0	0	0	0	0

PLAYOFFS

Year	Team	GP	GS	Tot	TACKLES			Yds	INTERCEPTIONS					FUMBLES				
					Solo	Asst	Sk		No	Yds	Lg	TD	PD	FF	FR	Yds	TD	
2005	WAS	2	0	2	1	1	0	0	0	0	0	0	0	0	0	0	0	0

Additional statistics: Special Teams Tackles: None

15 TODD COLLINS

QUARTERBACK



Height: 6-4
 Weight: 228
 Birthdate: 11/5/71
 Michigan
 Walpole High School
 Walpole, MA
 12th NFL Season



NFL Acquisition: Collins was selected in the second round (45th overall) in the 1995 NFL Draft by the Buffalo Bills.

How Acquired: Collins was signed by the Redskins as an unrestricted free agent on March 14, 2006.

2005 Season:

• Collins served as the backup QB in 15 games, playing in one contest but was the third QB in one game. He had two rushes for a two-yard loss. He also played the final series at Houston (11/20), kneeling down two times for a two-yard loss.

Pro Career:

2004 Season:

• He served as the backup QB in all 16 games, taking snaps in two games. He completed one of five passes for 42 yards and rushed one time for a four-yard gain. He attempted one pass vs. Atlanta (10/24). Also completed one of four attempts, hitting WR Eddie Kennison for a 42-yard gain and also had a four-yard carry vs. Denver (12/19).

2003 Season:

• Served as the backup QB in all 16 games, taking snaps in five contests.
 • Completed nine of 12 passes for 74 yards with a 90.3 rating and also had eight carries for minus seven yards.

2002 Season:

• Collins served as the backup QB in 16 games, seeing



Collins in Brief:

Collins is a smart and experienced veteran back-up that will add depth and knowledge of the Redskins new offense to the quarterbacks group. One of the reasons he was brought onto the Redskins roster during the 2006 offseason as a quarterback is that he could aid in the acclimation of the offense of new coordinator Al Saunders. He is in his 11th season as a quarterback in the NFL and spent the past eight with the Kansas City Chiefs. Collins is a technically sound player that has the intelligence and the experience to not only help educate players in the offensive system but step up when called upon.

action in three contests. He completed five of six passes for 73 yards with a TD, good for a 156.9 rating.

• Completed four of five passes for 57 yards with one TD for a 153.8 rating vs. Arizona (12/1). It was his first TD pass with the Chiefs and his first since '97 while he was with Buffalo.

2001 Season:

• He was listed as the club's backup QB in all 16 games, seeing action in one contest. He completed three of four passes for 40 yards at Washington (9/30) in his initial regular season duty with Kansas City.
 • Produced a 106.2 rating and added two rushes for six

yards. Completed his first pass in a Chiefs uniform on a 26-yard strike to TE Mikhael Ricks.

2000 Season:

- Did not take any snaps during the regular season, he was listed as the second QB for the season's final five games and was the third quarterback for 11 contests.

1999 Season:

- Did not take any snaps during the regular season and was listed as the club's third QB in all 16 contests. He hit on 21 of 34 passes for 270 yards, a pair of scores and a 106.3 rating in preseason play. He led the Chiefs back from a 34-27 fourth quarter deficit for a 37-34 win in the preseason finale at San Diego (9/3).

1998 Season:

- Did not see any regular season game action. He connected on six of 12 attempts for 49 yards in one preseason appearance with Kansas City ... Listed as the team's third quarterback for 13 contests ... Designated as the squad's backup QB behind Rich Gannon at Jacksonville (9/13), vs. San Diego (9/20) and at

Philadelphia (9/27) due to a right shoulder injury suffered by QB Elvis Grbac in the season-opener vs. Oakland (9/6).

1997 Season:

- Beat out Alex Van Pelt and Billy Joe Hobert for the starting QB job in camp, seeing duty in 14 games (13 starts). He completed 215 of 391 passes (55.0%), good for 2,367 yards with 12 TDs, 13 INTs and a 69.5 rating
- He hit 25 of 39 passes for 299 yards and one TD vs. Minnesota (8/31) and had a career-best three TD passes and led the team on a pair of 80-yard scoring drives in a 28-22 win at the N.Y. Jets (9/7).
- He completed a 77-yard TD strike on a flea-flicker to Andre Reed for his longest pass of the season at Kansas City (9/14). Had the Bills in position to win the contest at the Chiefs seven-yard line with 0:27 remaining in regulation, but four straight blitzes called by Kansas City sent Buffalo away with a 22-16 setback.
- Presided over the second-largest regular season comeback in NFL history, leading the Bills back from a 26-0 deficit to claim a 37-35 win vs. Indianapolis (9/21), connecting on 23 of 38 attempts for 275 yards with a pair of TDs and one INT.

1996 Season:

- Collins was the number two QB behind Jim Kelly, seeing action in seven games (three starts), completing 55 of 99 attempts (55.6%) with four TDs and five pickoffs to merit a 71.9 rating.
- Started for an injured Kelly vs. Dallas (9/22), leading Buffalo to a 10-7 victory. He set career highs in both pass attempts (44) and yards (309) in a start vs. Indianapolis (10/6) in a come-from-behind 16-13 OT triumph.

1995 Season:

- Earned the Bills backup job, playing in seven games with one start, hitting on 14 of 29 attempts for 112 yards with one INT.

Collins Career Statistics

RUSHING

Year	Team	Att	Yds	Avg	Lg	TD
1995	BUF	9	23	2.6	10	0
1996	BUF	21	43	2.0	10	0
1997	BUF	30	77	2.5	11	0
1998	KC	0	0	0.0	0	0
1999	KC	0	0	0.0	0	0
2000	KC	0	0	0.0	0	0
2001	KC	2	6	3.0	7	0
2002	KC	1	7	7.0	7	0
2003	KC	8	-7	-0.9	0	0
2004	KC	1	4	4.0	4	0
2005	KC	2	-2	-1.0	-1	0
Totals		74	151	2.0	11	0
Postseason		0	0	0.00	0	0

Collins Career Statistics

PASSING

Year	Team	GP	GS	Att	Cmp	Pct	Yds	Yds/Att	TD	Int	Lg	Sk	Yds Lst	Rating
1995	BUF	7	1	29	4	48.3	112	3.86	0	1	18	6	43	44.0
1996	BUF	7	3	99	55	55.6	739	7.46	4	5	96	11	53	71.9
1997	BUF	14	13	391	215	55.0	2367	6.05	12	13	77	39	278	69.5
1998	KC	0	0	0	0	0.0	0	0.00	0	0	0	0	0	0.0
1999	KC	0	0	0	0	0.0	0	0.00	0	0	0	0	0	0.0
2000	KC	0	0	0	0	0.0	0	0.00	0	0	0	0	0	0.0
2001	KC	1	0	4	3	75.0	40	10.00	0	0	26	0	0	106.2
2002	KC	3	0	6	5	80.0	73	11.40	1	0	29	0	0	156.9
2003	KC	5	0	12	9	75.0	74	6.17	0	0	20	0	0	90.3
2004	KC	2	0	5	1	20.0	42	8.40	0	0	42	0	0	62.1
2005	KC	1	0	0	0	0.0	0	0.00	0	0	0	0	0	0.0
Totals		40	17	546	292	55.3	3447	6.31	17	19	95	56	374	70.4

Career record as starter: 7-10 (.412)

PLAYOFFS

Year	Team	GP	GS	Att	Cmp	Pct	Yds	Yds/Att	TD	Int	Lg	Sk	Yds Lst	Rating
1996	BUF	1	0	4	1	25.0	7	1.75	0	0	7	2	20	39.6
2003	KC	0	0	0	0	0.0	0	0.00	0	0	0	0	0	0.0
Totals		1	0	4	1	25.0	7	1.75	0	0	7	2	20	39.6

Career postseason record as starter: 0-0 (.000)

Additional statistics: none

Fumbles Lost: 3-2 in 1996, 1-1 in '96 playoffs; 10-3 in 1997

• Saw first NFL action in the last 1:15 of season opener at Denver (9/3).

College/Personal:

• Finished his collegiate career at Michigan with the best career (64.3%) and single-season (65.3% in '93) completion percentages in school history. His final collegiate tally read 457 completions on 711 attempts, good for 5,858 yards with 34 TDs and 17 INTs.

• Still ranks third at Michigan in career completions, attempts and yardage, while owning the school's sixth and seventh-best seasonal yardage marks (2,518 in '94 and 2,509 in '93).

• Owns a Wolverine mark for average yards per play (7.04) and is second on the school's charts for yards passing per game at 158.32. He connected on 172 of 264 attempts as a senior in '94, netting 2,356 yards with 11 TDs and seven INTs.

• Threw for 352 yards vs. Minnesota (11/12/94), which at the time was the second-highest yardage tally in school history. An honorable mention All-Big Ten honoree and an Academic All-Big Ten selection as a junior in '93 when he hit on 178 of 274 attempts for 2,320 yards with 16 TDs and just seven INTs. He threw a school-record 90-yard TD. He started two games as a sophomore in

'92 when he completed 66 of 101 aerials for 693 yards with seven scores and three INTs.

• Earned the prestigious University of Michigan Medal of Honor Award as senior, an accolade presented annually to the Wolverines top scholar-athlete. He graduated from Michigan with a degree in Political Science.

• Earned SuperPrep All-America honors as a senior at Walpole High School in Walpole, Massachusetts, located just several miles from the home of the New England Patriots in Foxborough, Massachusetts.

• Grew up an avid Patriots fan and has a keen knowledge of Boston-area sports history.

• An outstanding all-around athlete, led his prep football team to a state title as a senior and guided the basketball squad to the state semifinals his junior season.

• Had a 10-0 record as a junior pitcher and produced 18 points and 10 rebounds a game on the basketball squad.

• Enrolled in an executive education program at the Harvard Business School in April of 2005, a workshop targeted towards NFL players interested in owning, operating or building their own businesses.

• Served as a financial planning intern with the Legacy Financial Group in Kansas City during the 2005 and 2004 off-seasons.

• An avid fisherman who enjoys both freshwater and saltwater angling and owns two fishing boats.

• Full name: Todd Steven Collins.

• Married, wife Andrea with a son Max, born in February.

• The Collins' reside in North Quincy, Massachusetts.

• Collins is an avid fisherman and has a boat named the "Pitchfork". He pursues all types of sportfish but the bonefish is his favorite quarry.

Single-Game Highs

Pass Attempts: 44 vs. Indianapolis (10/6/96)

Pass Completions: 25, twice, last at Tennessee (11/23/97)

Yards Passing: 309 vs. Indianapolis (10/6/96)

Passing TDs: 3 at N.Y. Jets (9/7/97)

Longest Pass: 95t at Indianapolis (12/1/96)

Collins Game-by-Game Statistics

2005		GS	Att	Comp	Pct.	Yds	Yds/Att	TD	Int	Long	Sack	Yds Lost	Rating
Date	Opp.												
9/11	NYJ	3QB											
9/18	at OAK	DNP											
9/26	at DEN	DNP											
10/2	PHI	DNP											
10/16	WAS	DNP											
10/23	at MIA	DNP											
10/30	at SD	DNP											
11/6	OAK	DNP											
11/13	at BUF	DNP											
11/20	at HOU	0	0	0	0.0	0	0.0	0	0	0	0	0	0
11/27	NE	DNP											
12/4	DEN	DNP											
12/11	at DAL	DNP											
12/17	at NYG	DNP											
12/24	SD	DNP											
1/1	CIN	DNP											
	Totals	0	0	0	0.0	0	0.0	0	0	0	0	0	0

2004		GS	Att	Comp	Pct.	Yds	Yds/Att	TD	Int	Long	Sack	Yds Lost	Rating
Date	Opp.												
9/12	at DEN	DNP											
9/19	CAR	DNP											
9/26	HOU	DNP											
10/4	at BAL	DNP											
10/17	at JAX	DNP											
10/24	ATL	0	1	0	0.0	0	0.0	0	0	0	0	0	39.6
10/31	INDY	DNP											
11/7	at TB	DNP											

Collins Game-by-Game Statistics

11/14	at NO	DNP													
11/22	NE	DNP													
11/28	SD	DNP													
12/5	at OAK	DNP													
12/13	at TN	DNP													
12/19	DEN	0	4	1	25.0	42	10.5	0	0	42	0	0	70.8		
12/25	OAK	DNP													
1/2	at SD	DNP													
Totals		0	5	1	20.0	42	8.4	0	0	42	0	0	62.1		

2003 Date	Opp.	GS	Att	Comp	Pct.	Yds	Yds/Att	TD	Int	Long	Sack	Yds Lost	Rating
9/7	SD	DNP											
9/14	PIT	DNP											
9/21	at HOU	0	0	0	0.0	0	0.0	0	0	0	0	0	0
9/28	at BAL	DNP											
10/5	DEN	DNP											
10/12	at GB	DNP											
10/20	at OAK	DNP											
10/26	BUF	0	2	1	50.0	2	1.0	0	0	2	0	0	56.3
11/9	CLE	0	0	0	0.0	0	0.0	0	0	0	0	0	0
11/16	at CIN	DNP											
11/23	OAK	DNP											
11/30	at SD	DNP											
12/7	at DEN	DNP											
12/14	DET	0	7	5	71.4	31	4.4	0	0	13	0	0	80.1
12/20	at MIN	DNP											
12/28	CHI	0	3	3	100.0	41	13.6	0	0	20	0	0	118.8
Totals		0	12	9	75.0	74	6.1	0	0	20	0	0	90.3

Postseason Date	Opp.	GS	Att	Comp	Pct.	Yds	Yds/Att	TD	Int	Long	Sack	Yds Lost	Rating
1/11	INDY	DNP											

2002 Date	Opp.	GS	Att	Comp	Pct.	Yds	Yds/Att	TD	Int	Long	Sack	Yds Lost	Rating
9/8	at CLE	DNP											
9/15	JAX	DNP											
9/22	at NE	DNP											
9/29	MIA	0	0	0	0.0	0	0.0	0	0	0	0	0	0
10/6	at NYJ	DNP											
10/13	at SD	DNP											
10/20	DEN	DNP											
10/27	OAK	DNP											
11/10	at SF	DNP											
11/17	BUF	DNP											
11/24	at SEA	DNP											
12/1	AZ	0	5	4	80.0	57	11.4	1	0	29	0	0	153.8
12/8	STL	0	1	1	100.0	16	16.0	0	0	16	0	0	118.8
12/15	at DEN	DNP											
12/22	SD	DNP											
12/28	at OAK	DNP											
Totals		0	6	5	80.0	73	12.2	1	0	29	0	0	156.9

2001 Date	Opp.	GS	Att	Comp	Pct.	Yds	Yds/Att	TD	Int	Long	Sack	Yds Lost	Rating
9/9	OAK	DNP											
9/23	NYG	DNP											
9/30	at WAS	0	4	3	75.0	40	10.0	0	0	26	0	0	106.3
10/7	at DEN	DNP											
10/14	PIT	DNP											
10/21	at AZ	DNP											
10/25	INDY	DNP											
11/4	at SD	DNP											
11/11	at NYJ	DNP											
11/25	SEA	DNP											
11/29	PHI	DNP											
12/9	at OAK	DNP											
12/16	DEN	DNP											

OWNERSHIP
COACHES
PLAYERS
STATISTICS
RECORDS
HISTORY
SIDELINES

Collins Game-by-Game Statistics

12/23	SD	DNP															
12/30	at JAX	DNP															
1/6	at SEA	DNP															
	Totals	0	4	3	75.0	40	10.0	0	0	26	0	0	106.3				

2000

Date	Opp.	GS	Att	Comp	Pct.	Yds	Yds/Att	TD	Int	Long	Sack	Yds Lost	Rating
9/3	INDY	3QB											
9/10	at TN	3QB											
9/17	SD	3QB											
9/24	at DEN	3QB											
10/2	SEA	3QB											
10/15	OAK	3QB											
10/22	STL	3QB											
10/29	at SEA	3QB											
11/5	at OAK	3QB											
11/12	at SF	3QB											
11/19	BUF	3QB											
11/26	at SD	DNP											
12/4	at NE	DNP											
12/10	CAR	DNP											
12/17	DEN	DNP											
12/24	at ATL	DNP											

2000

Date	Opp.	GS	Att	Comp	Pct.	Yds	Yds/Att	TD	Int	Long	Sack	Yds Lost	Rating
9/12	at CHI	3QB											
9/19	DEN	3QB											
9/26	DET	3QB											
10/3	at SD	3QB											
10/10	NE	3QB											
10/21	at BAL	3QB											
10/31	SD	3QB											
11/7	at INDY	3QB											
11/14	at TB	3QB											
11/21	SEA	3QB											
11/28	at OAK	3QB											
12/5	at DEN	3QB											
12/12	MIN	3QB											
12/18	PIT	3QB											
12/26	at SEA	3QB											
1/2	OAK	3QB											

1998

Date	Opp.	GS	Att	Comp	Pct.	Yds	Yds/Att	TD	Int	Long	Sack	Yds Lost	Rating
9/6	OAK	3QB											
9/13	at JAX	DNP											
9/20	SD	DNP											
9/27	at PHI	DNP											
10/4	SEA	3QB											
10/11	at NE	3QB											
10/26	PIT	3QB											
11/1	NYJ	3QB											
11/8	at SEA	3QB											
11/16	DEN	3QB											
11/22	at SD	3QB											
11/29	AZ	3QB											
12/6	at DEN	3QB											
12/13	DAL	3QB											
12/20	at NYG	3QB											
12/26	at OAK	3QB											

1997

Date	Opp.	GS	Att	Comp	Pct.	Yds	Yds/Att	TD	Int	Long	Sack	Yds Lost	Rating
8/31	MIN	1	39	25	64.1	299	7.6	1	2	43	3	20	74.6
9/7	at NYJ	1	22	15	68.2	210	9.5	3	2	45	2	17	100.4
9/14	at KC	1	43	22	51.2	297	6.9	1	2	77	4	22	61.9
9/21	INDY	1	38	23	60.5	275	7.2	2	1	43	6	45	89.3
10/5	DET	1	18	11	61.1	122	6.7	1	0	43	3	20	99.8

Collins Game-by-Game Statistics

10/12	at NE	1	4	1	25.0	9	2.2	0	0	9	1	9	39.6
10/20	at INDY	1	22	17	77.3	184	8.3	0	0	32	3	28	101.3
10/26	DEN	1	18	7	38.9	35	1.9	0	2	12	3	20	7.4
11/2	MIA	DNP											
11/9	NE	0	21	12	57.1	89	4.2	0	1	17	1	0	47.5
11/17	at MIA	1	37	19	51.4	152	4.1	0	1	30	3	21	50.7
11/23	at TN	1	40	25	62.5	286	7.1	2	1	45	0	0	90.2
11/30	NYJ	1	31	12	38.7	164	5.2	2	1	62	3	25	64.4
12/7	at CHI	1	32	13	40.6	138	4.3	0	0	23	5	33	53.9
12/14	JAX	1	26	13	50.0	107	4.1	0	0	18	2	18	60.9
12/20	at GB	DNP											
Totals		13	391	215	55.0	2367	6.0	12	13	77	39	278	69.5

												Yds		
Date	Opp.	GS	Att	Comp	Pct.	Yds	Yds/Att	TD	Int	Long	Sack	Lost	Rating	
9/1	at NYG	DNP												
9/8	NE	DNP												
9/16	at PIT	DNP												
9/22	DAL	1	17	11	64.7	87	5.1	0	1	33	2	7	52.8	
10/6	INDY	1	44	23	52.3	309	7.0	1	0	69	3	10	82.5	
10/13	MIA	DNP												
10/20	at NYJ	DNP												
10/27	at NE	DNP												
11/3	WAS	0	1	1	100.0	6	6.0	0	0	6	0	0	91.7	
11/10	at PHI	DNP												
11/17	CIN	0	3	1	33.3	-4	-1.3	0	1	-4	0	0	2.8	
11/24	NYJ	0	10	6	60.0	91	9.1	1	0	34	0	0	123.3	
12/1	at INDY	1	17	9	52.9	204	12.0	1	2	95	3	21	76.2	
12/8	at SEA	0	7	4	57.1	46	6.5	1	1	22	3	15	77.1	
12/16	at MIA	DNP												
12/22	KC	DNP												
Totals		3	99	55	55.6	739	7.4	4	5	95	11	53	71.9	

Postseason												Yds		
Date	Opp.	GS	Att	Comp	Pct.	Yds	Yds/Att	TD	Int	Long	Sack	Lost	Rating	
12/28	JAX	0	4	1	25.0	7	1.75	0	0	7	2	20	39.6	

1995												Yds		
Date	Opp.	GS	Att	Comp	Pct.	Yds	Yds/Att	TD	Int	Long	Sack	Lost	Rating	
9/3	at DEN	0	4	3	75.0	36	9.0	0	0	18	0	0	102.1	
9/10	CAR	0	0	0	0.0	0	0.0	0	0	0	0	0	0	
9/17	INDY	DNP												
10/2	at CLE	DNP												
10/8	NYJ	0	0	0	0.0	0	0.0	0	0	0	0	0	0	
10/15	SEA	DNP												
10/23	at NE	DNP												
10/29	at MIA	0	5	1	20.0	3	0.6	0	0	3	0	0	39.6	
11/5	at INDY	DNP												
11/12	ATL	DNP												
11/19	at NYJ	DNP												
11/26	NE	0	4	3	75.0	36	9.0	0	0	14	0	0	102.1	
12/3	at SF	0	1	1	100.0	7	7.0	0	0	7	1	3	95.8	
12/10	at STL	DNP												
12/17	MIA	DNP												
12/24	HOU	1	15	6	40.0	30	2.0	0	1	14	5	40	20.1	
Totals		1	29	14	48.3	112	3.8	0	1	18	6	43	44.0	

Postseason												Yds		
Date	Opp.	GS	Att	Comp	Pct.	Yds	Yds/Att	TD	Int	Long	Sack	Lost	Rating	
12/30	MIA	DNP												
1/6	at PIT	DNP												

47 CHRIS COOLEY

TIGHT END



Height: 6-3
 Weight: 265
 Birthdate: 7/11/82
 Utah State
 Logan High School
 Logan, UT
 3rd NFL Season



How Acquired: Cooley was a third round selection (81st overall) by the Redskins in the 2004 NFL Draft.

2005 Season:

- Cooley emerged as a top threat for the Redskins offense, finishing the season with 71 catches for 774 yards and seven touchdown catches. He started all 16 games.
- He also broke the club record for receptions by a tight end with 71. He bested the previous mark of 67 set by Jerry Smith in 1967.
- He had his first big game of the season at Denver (10/9) when he had eight receptions for 82 yards and a touchdown.
- He had another touchdown reception and six total catches for 54 yards at Kansas City (10/16).
- Cooley had a career-high three touchdown catches vs. Dallas (12/18) and finished with six catches for 71 yards.
- He had a career-long 52-yard catch at Seattle (1/14) and finished with four receptions for 85 yards.

Pro Career:

2004 Season:

- Cooley quickly became an offensive threat in 2004 from the H-back position. He led the Redskins in touchdown catches with six and added 37 receptions for 314 yards.
- He played in all 16 games and started nine and also played sparingly on special teams adding four stops.
- He had a season-high seven receptions at Pittsburgh (11/29).
- At NYG (9/19) he had his first career touchdown catch on a 2-yard out from Mark Brunell. He finished the game with three catches for 14 yards.

Cooley Career Statistics

Year	Team	GP	RECEIVING					Lg	TD
			GS	No	Yds	Avg			
2004	WAS	16	9	37	314	8.5	31	6	
2005	WAS	16	16	71	774	10.9	32	7	
Totals		32	25	108	1088	10.1	32	13	

PLAYOFFS

Year	Team	GP	RECEIVING					Lg	TD
			GS	No	Yds	Avg			
2005	WAS	2	2	6	97	16.2	52	0	
Postseason		2	2	6	97	16.2	52	0	

Additional statistics: none
 Fumbles-Lost: 3-1 in 2005



Cooley in Brief:

Cooley emerged as a threat anytime he touched the ball in 2005, finishing second on the team in receptions with 71 and yards with 774 and finished third on the team in touchdowns with seven. He broke the Redskins mark for receptions by a tight end, the previous mark was 67 by Jerry Smith in 1967. In just two seasons he has developed into one of the most dominant tight ends in the NFL. He has started 25 games with 108 catches for 1,088 yards with 13 touchdowns. He had a career-game against Dallas (12/18/05) when he had three touchdown catches. Considered one of the most colorful characters on the squad, teammates have nicknamed him Captain Chaos.

College/Personal:

- Cooley was an All-American second-team selection by the NFL Draft Report, adding honorable mention honors from Sports Illustrated. He was also a first-team All-Sun Belt Conference choice.
- He was a finalist for the Mackey Award, given to the nation's top tight end. He was team captain and was also voted Offensive MVP. He led the nation's tight ends in receptions and yards when he snagged a career-high 62 passes for 732 yards and six touchdowns. He became the first non-receiver to lead the team in catches since 1983. He also carried three times for 21 yards and a touchdown.
- As a junior, he had three 100-yard receiving games and had his season-high 10 catches for 125 yards against Idaho. He finished the season with 31 catches for 502 yards and four touchdowns. He finished third on the team in catches. He was the recipient of the Golden Helmet award, given to the team's top hitter.
- He was an All-State selection at Logan High School in Logan, Utah. He caught 46 passes for 625 yards as a tight end and posted eight sacks as a defensive end as a senior.

Single-Game Highs

- Receptions: 8 at Denver (10/9/05)
- Yards: 85 vs. Philadelphia (11/6/05)
- Long: 32 vs. San Francisco (10/23/05)
- Touchdowns: 3 vs. Dallas (12/18/05)

OWNERSHIP
 COACHES
 PLAYERS
 STATISTICS
 RECORDS
 HISTORY
 SIDELINES

- He was also an outstanding wrestler, going undefeated in his senior year and earning the state title and All-American honors.
- He graduated in August 2003 from Utah State with a degree in art. He is the son of Nancy and Ken Cooley.
- Cooley was the Redskins nominee for the Walter Payton Man of the Year award for all of his contributions to the community since joining the team in 2004.

- In 2005, Cooley helped promote Redskins Read by reading to 200 elementary school students in the locker room of FedEx Field to celebrate Dr. Seuss' birthday. Redskins Read is a Charitable Foundation program that encourages literacy among youth by producing and distributing 75,000 Redskins Read activity books to local branch libraries and after school programs.

Cooley Game-by-Game Statistics

2005								2004							
Date	Opp.	GS	Rec.	Yds	Avg.	Long	TD	Date	Opp.	GS	Rec.	Yds	Avg.	Long	TD
9/11	CHI	1	3	34	11.3	23	0	9/12	TB	1	1	16	16.0	16	0
9/18	at DAL	1	2	20	10.0	14	0	9/19	at NYG	1	3	14	4.7	6	1
10/2	SEA	1	4	61	15.3	19	0	9/27	DAL	0	2	22	11.0	11	0
10/9	at DEN	1	8	82	10.3	23	1	10/3	at CLE	1	0	0	0.0	0	0
10/16	at KC	1	6	54	9.0	17	1	10/10	BAL	0	2	12	6.0	7	1
10/23	SF	1	2	48	24.0	32	0	10/17	at CHI	1	0	0	0.0	0	0
10/30	at NYG	1	3	19	6.3	9	0	10/31	GB	0	2	23	11.5	21	0
11/6	PHI	1	7	85	12.1	18	0	11/7	at DET	1	0	0	0.0	0	0
11/13	at TB	1	6	66	11.0	24	0	11/14	CIN	0	1	9	9.0	9	1
11/20	OAK	1	5	74	14.8	24	0	11/21	at PHI	1	2	22	11.0	13	0
11/27	SD	1	3	28	9.3	17	0	11/28	at PIT	1	7	31	4.4	12	1
12/4	at STL	1	5	58	11.6	19	1	12/5	NYG	1	3	21	7.0	13	1
12/11	at AZ	1	4	25	6.3	16	0	12/12	PHI	0	5	75	15.0	31	0
12/18	DAL	1	6	71	11.8	30	3	12/18	at SF	0	3	21	7.0	13	0
12/24	NYG	1	5	41	8.2	17	1	12/26	at DAL	1	3	24	8.0	11	0
1/1	at PHI	1	2	8	4.0	5	0	1/2	MIN	0	3	24	8.0	12	1
	Totals	16	71	774	10.9	32	7		Totals	9	37	314	8.5	31	6

Postseason							
Date	Opp.	GS	Rec.	Yds	Avg.	Long	TD
1/7	at TB	1	2	12	6.0	15	0
1/14	at SEA	1	4	85	21.3	52	0
	Totals	2	6	97	16.2	52	0

93 PHILLIP DANIELS

DEFENSIVE END



Height: 6-5
 Weight: 285
 Birthdate: 3/4/73
 Georgia
 Seminole High School
 Donalsonville, GA
 11th NFL Season



NFL Acquisition: Daniels was selected in the fourth round by the Seattle Seahawks (99th overall) in the 1996 NFL Draft.

How Acquired: The Redskins signed Daniels as an unrestricted free agent on March 3, 2004.

2005 Season:

- Daniels started all 16 games last season and recorded eight sacks with 72 tackles (45 solo) with two fumble recoveries and two forced fumbles.
- He was named NFC Defensive Player of the Week after he had four sacks vs. Dallas (12/18).
- Against San Diego (11/27) he had five tackles (three solo) and one sack.



Daniels in Brief:

Daniels is a veteran defensive end with a wealth of experience as a pass rusher in the NFL. He is also versatile, playing at both right and left end as well as tackle. Daniels had the second most sacks of any year in his career last season when he posted eight sacks (had two seasons with 9). He exploded against Dallas (12/18) with four sacks and was named NFC Defensive Player of the Week for his performance. Daniels has played 10 seasons in the NFL and has amassed 53.5 sacks with 473 tackles (302 solo).

• Daniels helped seal the Redskins trip to the playoffs when he had a sack at Phi (1/1) and forced a fumble that Sean Taylor picked up and scored a touchdown.

Pro Career:

2004 Season:

- Daniels started and played in five games for the Redskins in 2004 and was limited due to groin and wrist injuries.
- When he played he was an effective and formidable pass rusher, collecting eight tackles and a sack. He also added a fumble recovery.

2003 Season:

- Daniels started 13 games at left defensive end for the Bears, posting 64 tackles (46 solo) with 2.5 sacks, four passes defended and a forced fumble. He finished second on the team in sacks and second among defensive linemen in tackles.
- He registered his first-career blocked field goal and posted four tackles vs. Oakland (10/5).
- His sacks came in games at Minnesota (9/14) adding a three tackles and a forced fumble, vs. Arizona (11/30) with eight tackles (seven solo) and vs. Washington (12/21) with seven tackles (five solo).
- Daniels posted a season-high eight tackles twice, at Seattle (10/19) and vs. Arizona (11/30).

2002 Season:

- Daniels persevered through an ankle injury and switch from right end to left end to start 13 games and rank second on the Bears with 5.5 sacks and lead the defensive line with 64 tackles (40 solo).
- He started Week 1 and Weeks 5-6 at right end before injuries led to his move to left end for Weeks 7-16.
- Daniels returned to the starting lineup on Monday Night

Football vs. Green Bay (10/7); posting seven tackles, with one tackle-for-loss. He followed up with leading the defensive line at Detroit (10/20) with a season-high nine tackles.

- He posted seven tackles vs. Philadelphia (11/3), including his first two sacks of the season. He then notched two tackles, a fumble recovery and a pass breakup vs. NE (11/10).
- He capped-off the campaign vs. Tampa Bay (12/29), starting his tenth straight game at left end – 12th overall – and led the defensive line while tying a season-high with nine tackles (seven solo) and 1.5 sacks.

2001 Season:

- Daniels compiled his best NFL season, leading the Bears defensive line with a career-high nine sacks while tying for the lead on the defensive line with a career-high 72 tackles (32 solo).
- He also ranked second with a career-high ten pass deflections and tied for the team-lead with eight tackles-for-loss and three forced fumbles while starting all 16 games.
- His best overall game came at Atlanta (10/7), when he posted a sack and tackle-for-loss that highlighted five tackles, while forcing a fumble that led to Brian Urlacher's 90-yard TD return. He added a pass deflection.
- He led the Bears with a season-high eight tackles, including one sack and a pass deflection vs. Cleveland (11/4).

2000 Season:

- Daniels busted out of the gates in his first season with Chicago, tallying four sacks in the first five games of the season on his way to ranking second on the Bears with six.
- He started the first 14 games before suffering a season-ending high right ankle sprain, but still recorded a new personal best with 55 tackles (29 solo).
- He posted three tackles, with a sack, at Minnesota (9/3) in his Bears debut.
- He started the game at Buffalo (11/12) at left end of the

Single-Game Highs

Total Tackles: 9 vs. Tampa Bay (12/29/02)

Solo Tackles: 7 vs. Arizona (11/30/03)

Sacks: 4 vs. Dallas (12/18/05)

Daniels Career Statistics

Year	Team	GP	GS	TACKLES					INTERCEPTIONS					FUMBLES				
				Tot	Solo	Asst	Sk	Yds	No	Yds	Lg	TD	PD	FF	FR	Yds	TD	
1996	SEA	15	0	11	9	2	2	14	0	0	0	0	2	0	1	0	0	
1997	SEA	13	10	34	24	10	4	15	0	0	0	0	1	1	0	0	0	
1998	SEA	16	15	48	34	14	6.5	32.5	0	0	0	0	1	3	2	0	0	
1999	SEA	16	16	45	36	7	9	59	0	0	0	0	2	1	0	0	0	
2000	CHI	14	14	55	29	26	6	38	0	0	0	0	4	0	1	0	0	
2001	CHI	16	16	72	32	40	9	59	0	0	0	0	10	3	2	0	0	
2002	CHI	13	13	64	40	24	5.5	32	0	0	0	0	2	0	1	0	0	
2003	CHI	16	16	64	46	18	2.5	20.5	0	0	0	0	5	1	0	0	0	
2004	WAS	5	5	8	5	3	1	6	0	0	0	0	0	0	1	0	0	
2005	WAS	16	16	72	45	27	8	47	0	0	0	0	9	2	2	0	0	
Totals		140	121	473	302	171	53.5	323	0	0	0	0	36	11	10	0	0	

PLAYOFFS

Year	Team	GP	GS	TACKLES					INTERCEPTIONS					FUMBLES				
				Tot	Solo	Asst	Sk	Yds	No	Yds	Lg	TD	PD	FF	FR	Yds	TD	
1999	SEA	1	1	5	0	5	0	0	0	0	0	0	0	0	0	0	0	0
2001	CHI	1	1	4	3	1	0	0	0	0	0	0	0	0	0	0	0	0
2005	WAS	2	2	8	8	0	1	13	0	0	0	0	1	0	0	0	0	0
Totals		4	4	17	11	6	1	13	0	0	0	0	1	0	0	0	0	0

Additional statistics: Special Teams Tackles: 1996 (13)

Bears' nickel package en route to a season-high seven tackles.

- Daniels start vs. New England (12/10) was his last of season after injuring his right ankle on the third play of the game. He was placed on injured reserve on Nov. 13 due to injury.

1999 Season:

- He started all 16 games for the first time in his Seattle career, increasing sack total for the fourth straight season with a career-high nine to lead the team. Daniels also recorded 45 tackles, forced a fumble and notched two pass deflections.
- Daniels registered sixth multiple-sack game of his career with two sacks vs. Buffalo (10/24). He recorded five tackles vs. Tampa Bay (11/28) and added a sack.
- He finished with six tackles and two sacks at Denver (12/19), marking the seventh multiple-sack game of his career.
- He made his postseason debut in Wild Card Game vs. Miami (1/9/00), totaling five tackles.

1998 Season:

- Daniels started 15 of 16 games for the Seahawks, collecting 48 tackles, 6.5 sacks, three forced fumbles, two fumble recoveries, and one pass breakup.
- He tallied the first of three multi-sack performances vs. Philadelphia (9/6) with 1.5 sacks. Then he totaled two sacks vs. Oakland (11/1) while leading defensive line with five tackles and one forced fumble.

1997 Season:

- He seized Seattle's starting right end spot in preseason, playing in 13 games with 10 starts, totaling 34 tackles, five tackles-for-loss and four sacks.
- He started at right end for Weeks 1-4, 10-14 and 16. He recorded first multi-sack game of his career at Indianapolis (9/14) with two sacks.

1996 Season:

- Daniels participated in 15 games as a Seahawk rookie, playing as a reserve defensive end and special teams performer. He finished the season with 11 defensive tackles and 13 special teams stops, tallying two sacks, a fumble recovery and a pass breakup.

College/Personal:

- Daniels was a four-year letterman and three-year starter at Georgia (1992-95), finishing his career with 244 tackles, 18 tackles-for-loss and 12 sacks.
- He started at defensive end as a senior, linebacker as a junior and defensive tackle as a sophomore. He totaled 82 tackles in senior season, collected a career-high 87 tackles as junior and tied for team-lead with five sacks.
- Daniels was an All-State honorable mention at Seminole County H.S. in Donalsonville, GA.
- He started at quarterback, also playing linebacker and kicking, to lead his team to the state playoffs as a senior, posting 60 tackles and 1 INT on defense, while passing for 984 yards and rushing for 984 more to earn a spot in the Georgia H.S. All-Star Game. He also lettered in basketball and baseball.
- He was the Bears 2002 NFL Man-of-the-Year nominee, volunteering his time and energy to a number of charities in Chicago and his hometown in the past year, including the Greater Chicago Food Depository, the American Brain Tumor Association, the Chicago Public Schools, disadvantaged children, the United Way, Big Brothers/Big Sisters and donated \$70,000 to his high school for a new field house and team uniforms.
- Daniels majored in social work while at Georgia.
- He is a competitive power lifter and started competing in power lifting competitions during the 1998 offseason. He placed first at Florida State Championships and the Oregon State Push-Pull Championship in 1999 offseason.
- He and wife Leslie have four children: daughters Dakiya and Damara and sons Davaris and DaKendrick.
- Each offseason, Daniels organizes a deep-sea fishing trip with teammates including Renaldo Wynn and Derrick Dockery.
- Daniels took part in the Target Shopping spree for needy families that was set up by Renaldo and LaTanya Wynn's Family of Faith Foundation as well as the Redskins Charitable Foundation. Each family received a \$100 gift card that could be used on presents that the players helped the children pick out.

Daniels Game-by-Game Statistics

2005	Date	Opp.	GS	Tkls	Solo	Asst	Sacks	Yds	Int	Yds	Lg	PD	Yds	FF	FR	Yds
	9/11	CHI	1	3	3	0	0	0	0	0	0	2	0	0	0	0
	9/18	at DAL	1	2	1	1	0	0	0	0	0	0	0	0	0	0
	10/2	SEA	1	4	2	2	0	0	0	0	1	0	0	0	0	0
	10/9	at DEN	1	3	1	2	0	0	0	0	1	0	0	0	0	0
	10/16	at KC	1	4	3	1	0	0	0	0	0	0	0	0	0	0
	10/23	SF	1	5	1	4	0	0	0	0	0	0	0	0	1	0
	10/30	at NYG	1	7	4	3	0	0	0	0	0	0	0	0	0	0
	11/6	PHI	1	7	6	1	1	7	0	0	0	0	0	0	0	0
	11/13	at TB	1	4	2	2	0	0	0	0	2	0	0	0	0	0
	11/20	OAK	1	8	4	4	0	0	0	0	0	0	0	0	0	0
	11/27	SD	1	5	3	2	1	4	0	0	0	0	0	1	0	0
	12/4	at STL	1	4	3	1	0	0	0	0	0	0	0	0	0	0
	12/11	at AZ	1	4	2	2	0	0	0	0	0	0	0	0	0	0
	12/18	DAL	1	5	5	0	4	19	0	0	1	0	0	0	1	0
	12/24	NYG	1	4	3	1	1	11	0	0	0	2	0	0	0	0
	1/1	at PHI	1	3	2	1	1	7	0	0	0	0	0	1	0	0
		Totals	16	72	45	27	8	48	0	0	0	9	0	2	2	0

Daniels Game-by-Game Statistics

Postseason

Date	Opp.	GS	Tkls	Solo	Asst	Sacks	Yds	Int	Yds	Lg	PD	Yds	FF	FR	Yds
1/7	at TB	1	3	3	0	1	13	0	0	0	0	0	0	0	0
1/14	at SEA	1	5	5	0	0	0	0	0	0	1	0	0	0	0
	Totals	2	8	8	0	1	13	0	0	0	1	0	0	0	0

2004

Date	Opp.	GS	Tkls	Solo	Asst	Sacks	Yds	Int	Yds	Lg	PD	Yds	FF	FR	Yds
9/12	TB	1	1	0	1	0	0	0	0	0	0	0	0	0	0
9/19	at NYG	1	0	0	0	0	0	0	0	0	0	0	0	0	0
9/27	DAL	IA													
10/3	at CLE	IA													
10/10	BAL	IA													
10/17	at CHI	IA													
10/31	GB	1	4	2	2	0	0	0	0	0	0	0	0	1	0
11/7	at DET	1	1	1	0	0	0	0	0	0	0	0	0	0	0
11/14	CIN	IA													
11/21	at PHI	IA													
11/28	at PIT	IA													
12/5	NYG	1	2	2	0	1	6	0	0	0	0	0	0	0	0
12/12	PHI	IR													
12/18	at SF	IR													
12/26	at DAL	IR													
1/2	MIN	IR													
	Totals	5	8	5	3	1	6	0	0	0	0	0	0	1	0

2003

Date	Opp.	GS	Tkls	Solo	Asst	Sacks	Yds	Int	Yds	Lg	PD	Yds	FF	FR	Yds
9/7	at SF	1	5	3	2	0	0	0	0	0	1	0	0	0	0
9/14	at MIN	1	3	2	1	1	7	0	0	0	0	0	1	0	0
9/29	GB	1	3	3	0	0	0	0	0	0	0	0	0	0	0
10/5	OAK	1	4	3	1	0	0	0	0	0	0	0	0	0	0
10/12	at NO	1	3	3	0	0	0	0	0	0	0	0	0	0	0
10/19	at SEA	1	8	4	4	0	0	0	0	1	0	0	0	0	0
10/26	DET	1	3	1	2	0	0	0	0	0	0	0	0	0	0
11/2	SD	1	2	2	0	0	0	0	0	0	0	0	0	0	0
11/9	at DET	1	3	2	1	0	0	0	0	1	0	0	0	0	0
11/16	STL	1	3	2	1	0	0	0	0	1	0	0	0	0	0
11/23	at DEN	1	2	2	0	0	0	0	0	1	0	0	0	0	0
11/30	AZ	1	8	7	1	1	12	0	0	0	0	0	0	0	0
12/7	at GB	1	5	3	2	0	0	0	0	0	0	0	0	0	0
12/14	MIN	1	4	4	0	0	0	0	0	0	0	0	0	0	0
12/21	WAS	1	7	5	2	0.5	1.5	0	0	0	0	0	0	0	0
12/28	at KC	1	1	0	1	0	0	0	0	0	0	0	0	0	0
	Totals	16	64	46	18	2.5	20.5	0	0	0	5	0	1	0	0

2002

Date	Opp.	GS	Tkls	Solo	Asst	Sacks	Yds	Int	Yds	Lg	PD	Yds	FF	FR	Yds
9/8	MIN	1	0	0	0	0	0	0	0	0	0	0	0	0	0
9/15	at ATL	IA													
9/22	NO	IA													
9/29	at BUF	IA													
10/7	GB	1	7	4	3	0	0	0	0	0	0	0	0	0	0
10/20	at DET	1	9	4	5	0	0	0	0	0	0	0	0	0	0
10/27	at MIN	1	3	2	1	0	0	0	0	0	0	0	0	0	0
11/3	PHI	1	7	5	2	2	11	0	0	0	0	0	0	0	0
11/10	NE	1	2	2	0	0	0	0	0	0	1	0	0	1	0
11/18	at STL	1	4	3	1	0	0	0	0	0	0	0	0	0	0
11/24	DET	1	5	2	3	1	6	0	0	1	0	0	0	0	0
12/1	at GB	1	5	3	2	0	0	0	0	0	0	0	0	0	0
12/9	at MIA	1	5	3	2	0	0	0	0	0	0	0	0	0	0
12/15	NYJ	1	3	3	0	1	7	0	0	0	0	0	0	0	0
12/22	CAR	1	5	2	3	0	0	0	0	0	0	0	0	0	0
12/29	TB	1	9	7	2	1.5	6.5	0	0	0	0	0	0	0	0
	Totals	13	64	40	24	5.5	30.5	0	0	0	2	0	0	1	0

2001

Date	Opp.	GS	Tkls	Solo	Asst	Sacks	Yds	Int	Yds	Lg	PD	Yds	FF	FR	Yds
9/9	at BAL	1	4	1	3	0	0	0	0	0	0	0	0	0	0



OWNERSHIP

COACHES

PLAYERS

STATISTICS

RECORDS

HISTORY

SIDELINES

Daniels Game-by-Game Statistics

9/23	MIN	1	2	0	2	2	11	0	0	0	0	0	1	0	0
10/7	at ATL	1	5	2	3	1	7	0	0	0	0	0	1	0	0
10/14	AZ	1	5	1	4	0	0	0	0	0	2	0	0	0	0
10/21	at CIN	1	4	2	2	0	0	0	0	0	0	0	0	0	0
10/28	SF	1	2	1	1	0	0	0	0	0	0	0	0	0	0
11/4	CLE	1	8	2	6	1	7	0	0	0	1	0	0	0	0
11/11	GB	1	5	4	1	0	0	0	0	0	0	0	0	0	0
11/18	at TB	1	6	2	4	1	5	0	0	0	1	0	0	1	0
11/25	at MIN	1	4	1	3	1	4	0	0	0	2	0	0	0	0
12/2	DET	1	5	2	3	0	0	0	0	0	0	0	0	0	0
12/9	at GB	1	7	4	3	1	11	0	0	0	1	0	0	0	0
12/16	TB	1	1	1	0	0	0	0	0	0	1	0	0	0	0
12/23	at WAS	1	5	3	2	1	4	0	0	0	0	0	0	1	0
12/30	at DET	1	5	3	2	1	4	0	0	0	1	0	1	0	0
1/6	JAX	1	4	3	1	0	0	0	0	0	1	0	0	0	0
	Totals	16	72	32	40	9	53	0	0	0	10	0	3	2	0

Postseason

Date	Opp.	GS	Tkls	Solo	Asst	Sacks	Yds	Int	Yds	Lg	PD	Yds	FF	FR	Yds
1/19	PHI	1	4	2		2	0	0	0	0	0	0	0	0	0

2000 Date	Opp.	GS	Tkls	Solo	Asst	Sacks	Yds	Int	Yds	Lg	PD	Yds	FF	FR	Yds
9/3	at MIN	1	4	3	1	1	2	0	0	0	0	0	0	0	0
9/10	at TB	1	6	2	4	1	4	0	0	0	0	0	0	0	0
9/17	NYG	1	3	2	1	0	0	0	0	0	0	0	0	0	0
9/24	DET	1	5	2	3	1	2	0	0	0	1	0	0	0	0
10/1	at GB	1	2	1	1	1	7	0	0	0	1	0	0	0	0
10/8	NO	1	5	3	2	0	0	0	0	0	0	0	0	0	0
10/15	MIN	1	4	2	2	0	0	0	0	0	1	0	0	0	0
10/22	at PHI	1	2	1	1	0	0	0	0	0	0	0	0	0	0
11/5	INDY	1	3	1	2	1	13	0	0	0	0	0	0	1	0
11/12	at BUF	1	7	4	3	0	0	0	0	0	0	0	0	0	0
11/19	TB	1	4	1	3	1	10	0	0	0	0	0	0	0	0
11/26	at NYJ	1	4	2	2	0	0	0	0	0	0	0	0	0	0
12/3	GB	1	6	4	2	0	0	0	0	0	1	0	0	0	0
12/10	NE	1	0	0	0	0	0	0	0	0	0	0	0	0	0
12/17	at SF	IA													
12/24	at DET	IA													
	Totals	14	55	28	27	6	38	0	0	0	4	0	0	1	0

2000 Date	Opp.	GS	Tkls	Solo	Asst	Sacks	Yds	Int	Yds	Lg	PD	Yds	FF	FR	Yds
9/12	DET	1	4	4	0	1	2	0	0	0	1	0	0	0	0
9/19	at CHI	1	3	2	1	0	0	0	0	0	0	0	0	0	0
9/26	at PIT	1	3	2	1	1	5	0	0	0	0	0	0	0	0
10/3	OAK	1	1	1	0	0	0	0	0	0	0	0	0	0	0
10/17	at SD	1	1	1	0	0	0	0	0	0	0	0	0	0	0
10/24	BUF	1	2	2	0	2	31	0	0	0	0	0	0	0	0
11/1	at GB	1	3	1	2	0	0	0	0	0	0	0	0	0	0
11/7	CIN	1	3	3	0	1	8	0	0	0	1	0	1	0	0
11/14	DEN	1	2	2	0	0	0	0	0	0	0	0	0	0	0
11/21	at KC	1	0	0	0	0	0	0	0	0	0	0	0	0	0
11/28	TB	1	5	4	1	1	5	0	0	0	0	0	0	0	0
12/5	at OAK	1	4	3	1	0	0	0	0	0	0	0	0	0	0
12/12	SD	1	4	3	1	0	0	0	0	0	0	0	0	0	0
12/19	at DEN	1	6	6	0	2	10	0	0	0	0	0	0	0	0
12/26	KC	1	2	2	0	1	3	0	0	0	0	0	0	0	0
1/2	at NYJ	1	4	3	1	0	0	0	0	0	0	0	0	0	0
	Total	16	47	39	8	9	64	0	0	0	2	0	1	0	0

Postseason

Date	Opp.	GS	Tkls	Solo	Asst	Sacks	Yds	Int	Yds	Lg	PD	Yds	FF	FR	Yds
1/9	MIA	1	5	4	1	0	0	0	0	0	0	0	0	0	0

1998 Date	Opp.	GS	Tkls	Solo	Asst	Sacks	Yds	Int	Yds	Lg	PD	Yds	FF	FR	Yds
9/6	at PHI	1	4	2	2	1.5	1.5	0	0	0	0	0	0	0	0
9/13	AZ	1	4	3	1	0.5	5.5	0	0	0	0	0	0	1	0

Daniels Game-by-Game Statistics

9/20	WAS	1	2	2	0	0	0	0	0	0	0	0	0	0	0
9/27	at PIT	1	5	2	3	0	0	0	0	0	0	0	0	0	0
10/4	at KC	1	2	2	0	0	0	0	0	0	0	0	1	0	0
10/11	DEN	0	2	2	0	0	0	0	0	0	0	0	0	0	0
10/25	at SD	1	2	1	1	0	0	0	0	0	1	0	0	0	0
11/1	OAK	1	5	4	1	2	9	0	0	0	0	1	0	0	0
11/8	KC	1	4	3	1	0	0	0	0	0	0	0	0	0	0
11/15	at OAK	1	2	2	0	0	0	0	0	0	0	0	0	0	0
11/22	at DAL	1	1	1	0	0	0	0	0	0	0	0	0	0	0
11/29	TN	1	3	2	1	1	1	0	0	0	0	1	0	0	0
12/6	at NYJ	1	1	1	0	0	0	0	0	0	0	0	0	0	0
12/13	SD	1	3	2	1	0	0	0	0	0	0	0	0	0	0
12/20	INDY	1	3	1	2	0	0	0	0	0	0	0	1	0	0
12/27	at DEN	1	5	4	1	1.5	15.5	0	0	0	0	0	0	0	0
Total		15	48	34	14	6.5	32.5	0	0	0	1	0	3	2	0

1997

Date	Opp.	GS	Tkls	Solo	Asst	Sacks	Yds	Int	Yds	Lg	PD	Yds	FF	FR	Yds
8/31	NYJ	1	1	1	0	0	0	0	0	0	0	0	0	0	0
9/7	DEN	1	5	2	3	0	0	0	0	0	0	0	0	0	0
9/14	at INDY	1	4	4	0	2	6	0	0	0	0	0	0	0	0
9/21	SD	1	0	0	0	0	0	0	0	0	1	0	0	0	0
9/28	at KC	IA													
10/5	TN	IA													
10/19	at STL	IA													
10/26	OAK	0	1	1	0	0	0	0	0	0	0	0	0	0	0
11/2	at DEN	0	0	0	0	0	0	0	0	0	0	0	0	0	0
11/9	at SD	1	4	4	0	1	9	0	0	0	0	0	1	0	0
11/16	at NO	1	4	3	1	0	0	0	0	0	0	0	0	0	0
11/23	KC	1	2	2	0	0	0	0	0	0	0	0	0	0	0
11/30	ATL	1	5	3	2	0	0	0	0	0	0	0	0	0	0
12/7	at BAL	1	1	0	1	0	0	0	0	0	0	0	0	0	0
12/14	at OAK	0	4	3	1	1	0	0	0	0	0	0	0	0	0
12/21	SF	1	1	0	1	0	0	0	0	0	0	0	0	0	0
Total		10	32	23	9	4	15	0	0	0	1	0	1	0	0

1996

Date	Opp.	GS	Tkls	Solo	Asst	Sacks	Yds	Int	Yds	Lg	PD	Yds	FF	FR	Yds
9/1	at SD	0	0	0	0	0	0	0	0	0	0	0	0	0	0
9/8	DEN	0	1	0	1	0	0	0	0	0	0	0	0	0	0
9/15	KC	0	0	0	0	0	0	0	0	0	0	0	0	1	0
9/22	at TB	0	0	0	0	0	0	0	0	0	1	0	0	0	0
9/29	GB	0	2	1	1	0	0	0	0	0	0	0	0	0	0
10/6	at MIA	0	1	1	0	1	13	0	0	0	0	0	0	0	0
10/17	at KC	0	1	1	0	0	0	0	0	0	0	0	0	0	0
10/27	SD	0	1	1	0	0	0	0	0	0	0	0	0	0	0
11/3	HOU	0	0	0	0	0	0	0	0	0	0	0	0	0	0
11/10	MIN	0	1	1	0	0	0	0	0	0	1	0	0	0	0
11/17	at DET	0	0	0	0	0	0	0	0	0	0	0	0	0	0
11/24	OAK	0	0	0	0	0	0	0	0	0	0	0	0	0	0
12/1	at DEN	0	2	2	0	0	0	0	0	0	0	0	0	0	0
12/8	BUF	0	1	1	0	0	0	0	0	0	0	0	0	0	0
12/15	at JAX	IA													
12/22	at OAK	0	1	0	1	0	0	0	0	0	0	0	0	0	0
Totals		0	11	8	3	1	13	0	0	0	2	0	0	1	0

66 DERRICK DOCKERY

GUARD



Height: 6-6
Weight: 335
Birthdate: 3/4/73
Texas
Lakeview Centennial High School
Lakeview, TX
4h NFL Season



How Acquired: Dockery was selected by the Redskins in the third round (81st overall) in the 2003 NFL Draft.

2005 Season:

- Dockery started all 16 games for the second straight season and developed into one of the most durable and consistent players on the Redskins. He continued to mesh with his teammates to make the Redskins offensive line one of the most impressive in the NFL.
- He was instrumental in a run-blocking effort that helped RB Clinton Portis break the Redskins single-season rushing record.

Pro Career:

2004 Season:

- Dockery started all 16 games for the Redskins in 2004 and performed admirably at his left guard position.

2003 Season:

- Dockery started the Redskins last 13 games at left guard and also played in the first three games as a reserve offensive lineman.
- He was inserted into the lineup in Week 4 against New England (9/28) for the injured Dave Fiore.
- Dockery was the first Redskins rookie offensive lineman to start since David Brandt in 2001.

College/Personal:

- He earned consensus first-team All-America honors and was a first-team All-Big 12 choice in 2002 from the University of Texas. He was also an Outland Trophy semi-finalist (the award given to the nation's top lineman).
- He played in 52 games, starting 31 contests during his collegiate career.
- As a senior, Dockery started all 13 games, seven at right guard and six at right tackle and became UT's 40th consensus All-American (15th offensive lineman) after earning first-team honors from The Associated Press, Football Writers Association of America and Walter Camp Football Foundation. He also earned fourth-team All-America accolades from The Sporting News.
- Dockery was also a consensus first-team All-Big 12 selection and was named to the Lombardi Award's preseason watch list. He shared UT's Outstanding Offensive Lineman Award and was a key member of a UT offense that ranked fifth in the Big 12 and 16th nationally in scoring offense (33.8 ppg.).
- As a junior, Dockery played in all 13 games, including the Holiday Bowl, and started nine contests at both



Dockery In Brief:

Dockery has established himself as a solid starter for the Redskins offensive line after three seasons in the NFL. He started and played in all 16 games in 2005 and performed admirably from his spot at left guard. He also made a huge hustle play against Philadelphia in which, as he was blocking downfield, he was in position to recover a fumble. He has now started 45 games and appeared in 48 in his three seasons. The Redskins selected Dockery in the third round of the 2003 NFL Draft and has developed into a steal of a pick for the team and the Redskins solid offensive line. He is a former consensus first team All-American and Outland Trophy semi-finalist from the University of Texas.

guard spots, also seeing action at tackle. As a sophomore, Dockery played in all 12 games, including the Holiday Bowl, and started the final nine after being slowed by a preseason illness.

- He was coached by Alton Hill at Lakeview Centennial High and was tabbed a 1998 second-team All-USA offensive lineman by USA Today. He was named second-team 5A all-state by the Texas Sports Writers Association in 1998. He was a two-time first-team all-district performer at offensive tackle.
- As a Redskin he sponsored a child for the Darrell Green Youth Life Foundation holiday party and in college he was active in the Longhorns' community service program and volunteered at Decker Elementary School's Family Literacy Night.
- He was a corporate communications major at Texas.
- During the 2005 offseason he was married to Emma Adrienne Williams.
- In 2004 and 2005 he took part in the Redskins Charitable Foundation's All-Stars program where he helped award local organizations for their hard work and dedication to their communities.

Dockery Career Statistics

Year	Team	G	GS
2003	Washington	16	13
2004	Washington	16	16
2005	Washington	16	16
Career	Totals	48	45

92 DEMETRIC EVANS

DEFENSIVE LINEMAN



Height: 6-3
 Weight: 285
 Birthdate: 3/3/79
 Georgia
 Haynesville High School
 Haynesville, LA
 5th NFL Season



NFL Acquisition: Evans signed with the Dallas Cowboys as an undrafted free agent in 2001.

How Acquired: Evans signed with the Redskins as an unrestricted free agent on July 15, 2004.

2005 Season:

- Evans started three games for the Redskins and appeared in all 16. He had 32 tackles (20 solo) and three sacks with one fumble recovery.
- He had a sack at NY Giants (11/30) and added eight tackles (five solo).
- He had three tackles (at AZ 12/11) and one sack.
- In the playoffs at Tampa Bay (1/7) he had two tackles and one sack.

Pro Career:

2004 Season:

- Evans played in 12 games with eight starts at right defensive end, posting 31 tackles (15 solo) with 2.5 sacks.
- He had his best game in the season finale against Minnesota (1/2/05) when he had seven tackles and 1.5 sacks.
- He posted his first sack as a Redskin vs. Cleveland (10/3).

2004 NFL Europe Season:

- Evans played with Cologne in 2004 and posted 24



Evans in Brief:

Evans was a strong contributor the past two seasons for the Redskins defense, starting three games and appearing in all 16 during the 2005 season. He posted three sacks and 32 tackles (20 solo). During his career he has posted 10 starts in 48 games with 105 tackles (56 solo) with 6.5 sacks.

tackles (15 solo), 2.5 sacks and a pass deflection.

2003 Season:

- Evans spent training camp with the Dallas Cowboys but was released prior to the season.

2002 Season:

- He played in four games in 2002 and registered seven tackles and two quarterback pressures

2001 Season:

- As a rookie in 2001, Evans played in all 16 games for the Cowboys and finished with 35 tackles, five quarterback pressures, two passes defended and a forced fumble.

College/Personal:

- He signed with Dallas as an undrafted free agent in 2001 after a standout career at Georgia. As a senior, Evans played in all 11 games and finished with 32 tackles.
- He was named Louisiana High School Player of the Year at Haynesville High School in Haynesville, LA after

Single-Game Highs

Total Tackles: 8 at N.Y. Giants (10/30/05)
Solo Tackles: 5 at N.Y. Giants (10/30/05)
Sacks: 1.5 vs. Minnesota (1/2/05)

Evans Career Statistics

Year	Team	GP	GS	Tot	TACKLES			Yds	INTERCEPTIONS					FUMBLES				
					Solo	Asst	Sk		No	Yds	Lg	TD	PD	FF	FR	Yds	TD	
2001	DAL	16	0	35	15	20	1	3	0	0	0	0	2	1	0	0	0	
2002	DAL	4	0	7	4	3	0	0	0	0	0	0	0	0	0	0	0	
2003	DAL	Out of Football																
2004	WAS	12	7	31	15	16	2.5	11	0	0	0	0	1	0	0	0	0	
2005	WAS	16	3	32	20	12	3	29	0	0	0	0	2	0	0	0	0	
Totals		48	10	105	54	51	6.5	43	0	0	0	0	5	1	0	0	0	

PLAYOFFS

Year	Team	GP	GS	Tot	TACKLES			Yds	INTERCEPTIONS					FUMBLES			
					Solo	Asst	Sk		No	Yds	Lg	TD	PD	FF	FR	Yds	TD
2005	WAS	2	1	7	5	2	1	8	0	0	0	0	0	0	0	0	0

Additional statistics: Special Teams Tackles: 2001 (6); 2002 (1)

OWNERSHIP
 COACHES
 PLAYERS
 STATISTICS
 RECORDS
 HISTORY
 SIDELINES

posting 75 tackles, 12 sacks and 28 tackles for loss and 25 quarterback pressures.

- During the 2005 offseason he attended the NFL sponsored Harvard Business School program.
- Visited young patients at Children's Hospital in December signing autographs and working on arts and crafts projects with the kids.
- Participated in the Redskins Harvest Feast which provided food for the holidays to thousands of local

residents in need. Evans assisted in handing out over 100,000 pounds of food at FedEx Field.

- Evans also took part in the Target Shopping spree for needy families that was set up by Renaldo and LaTanya Wynn's Family of Faith Foundation as well as the Redskins Charitable Foundation. Each family received a \$100 gift card that could be used on presents that the players helped the children pick out.

86 JIMMY FARRIS



Height: 6-0
Weight: 200
Birthdate: 4/13/78
Montana
Lewiston High School
Lewiston, ID
4th NFL Season

WIDE RECEIVER



NFL Acquisition: Farris began his career with San Francisco as an undrafted free in 2001.

How Acquired: Farris originally signed with the Redskins in May 2005.

2005 Season:

- Joined the Redskins as a free agent signing in May 2005. He was released prior to the regular season but was signed back due to injury in late November.
- He appeared in four games and one postseason game and had one reception for 18 yards.
- In his first action as a Redskin vs. SD (12/18) he had one catch for 18 yards.
- He also appeared on special teams units.
- He posted two special teams stops and a forced fumble in the Divisional Playoff game vs. Seattle (1/14).

Pro Career:

2004 Season:

- Appeared in 14 games and was inactive for two with Atlanta during the 2004 season, playing mainly on special teams. He was also inactive for both playoff games against St. Louis and Philadelphia.

2003 Season:

- Played in all 16 games with Atlanta during the 2003 season as both a wide receiver and on special teams. His first career catch, a 42-yarder, came vs. Washington (9/14) and was also the first touchdown reception of his career.
- Finished the season with six catches for 100 yards and two touchdowns.

Single-Game Highs

Receptions: 2 vs. Washington (9/14/03)

Yards: 58 vs. Washington (9/14/03)

Long: 42t vs. Washington (9/14/03)

Touchdowns: 1, twice, last vs. Minnesota (10/5/03)



Farris in Brief:

Farris is a determined player that has spent time at various teams around the NFL including Washington, Atlanta, New England and San Francisco. Farris has a tremendous work ethic and never-give-up attitude with speed and athletic hands. Farris began the 2005 season with the Redskins in training camp but was released prior to the regular season. He was signed back due to injury on 11/21/05 and contributed on special teams. He appeared in four games and had one catch for 18 yards. He forced a fumble in the Divisional Playoff game at Seattle (1/14).

2002 Season:

- Began the 2002 season in the New England training camp but was released by the Patriots during the pre-season on Aug. 27. He then signed with Atlanta's practice squad on Nov. 27 where he spent the rest of the regular season. He was also signed to the active roster on Jan. 7 prior to the playoff game at Philadelphia where he was inactive.

2001 Season:

- He began his NFL career with San Francisco after he was signed as an undrafted free agent by the 49ers in April 2001 and spent the season on the 49ers practice squad. He was waived by San Francisco and signed to New England's active roster for the postseason. He was inactive for all three playoff games, including the Super Bowl.

College/Personal:

- Named to the Associated Press' Division I-AA All America Team as a senior at Montana. He was a part of a team that advanced to the NCAA Championship game in 2000.

- He finished his career with 21 touchdowns and ranks eighth on Montana's all-time list with 2,233 career receiving yards.
- Farris attended Lewiston High School in Idaho and played football, basketball and ran track. He was also team MVP in basketball as a senior. His football team

won the Idaho state title in his sophomore yards. He finished his senior season with 78 receptions for 1,510 yards and 18 touchdowns.

- He began Jimmy Farris Future Leaders Foundation in 2003 to work with and encourage youth to develop leadership skills.

Farris Career Statistics

Year	Team	RECEIVING							RUSHING				
		GP	GS	No	Yds	Avg	Lg	TD	Att	Yds	Avg	Lg	TD
2001	SF	Practice Squad											
2002	ATL	Practice Squad											
2003	ATL	16	0	6	100	16.7	42t	2	0	0	0.0	0	0
2004	ATL	14	0	0	0	0.0	0	0	0	0	0.0	0	0
2005	WAS	4	0	1	18	18.0	18	0	0	0	0.0	0	0
Totals		34	0	7	118	16.9	78t	2	0	0	0.0	0	0

PLAYOFFS

Year	Team	RECEIVING							RUSHING				
		GP	GS	No	Yds	Avg	Lg	TD	Att	Yds	Avg	Lg	TD
2001	NE	0	0	0	0	0.0	0	0	0	0	0.0	0	0
2002	ATL	0	0	0	0	0.0	0	0	0	0	0.0	0	0
2004	ATL	0	0	0	0	0.0	0	0	0	0	0.0	0	0
2005	WAS	0	0	0	0	0.0	0	0	0	0	0.0	0	0
Postseason		0	0	0	0	0.0	0	0	0	0	0.0	0	0

Additional statistics: none
Fumbles-lost: none

88 CHRISTIAN FAURIA

TIGHT END



Height: 6-4
Weight: 250
Birthdate: 9/22/71
Colorado
Northridge High School
Northridge, CA
12th NFL Season



NFL Acquisition: Fauria was originally selected in the second round (39th overall) by the Seattle Seahawks in the 1995 NFL Draft.

How Acquired: Fauria signed with the Redskins as an unrestricted free agent on March 13, 2006.

2005 Season:

- Played in all 16 games for the fifth straight season, while starting 10 or more games for the eighth straight year.
- He had eight catches for 57 yards with two touchdowns.

Pro Career:

2004 Season:

- Played in all 16 games for the fourth consecutive season while making 10 starts at tight end.
- He collected 16 receptions for 195 yards and two touchdowns.

2003 Season:

- Fauria recorded his highest receptions total in three



Fauria in Brief:

Fauria is an experienced veteran that will add immediate depth to the Redskins offense. Fauria, 6-4, 250 lbs., has played in 167 games with 119 starts during his 11-year NFL career. During that time span he has recorded 245 receptions for 2,473 yards and 20 touchdowns. He spent the previous four seasons with the New England Patriots, where he was a member of the Super Bowl XXXVIII and XXXIX championship teams. Prior to joining the Patriots, he spent seven seasons with the Seattle Seahawks. Fauria played in all 16 games (starting 10) in 2005 finishing the year with eight catches for 57 yards and two touchdowns.

years, snaring 28 passes for 285 yards and two touchdowns.

- He recorded his second multiple-touchdown game with

a two-touchdown performance at Philadelphia (09/14). He grabbed his 200th career reception with a 12-yard catch against the N.Y. Jets (09/21).

2002 Season:

- He led all Patriots receivers with a career-high seven receiving touchdowns and his seven total touchdowns tied for second on the team behind Antowain Smith (8).
- The first multiple touchdown game of his career vs. Minnesota (11/24) and he became the first Patriot tight end to record two scores in one game since Ben Coates in 1999.

2001 Season:

- He had 21 receptions for 188 yards (9.0 avg.) with one touchdown. He had at least two receptions in eight games.

2000 Season:

- He played in 15 games with 10 starts and totaled 28 receptions for 237 yards while matching a then-career high with two touchdown receptions.
- Fauria and Itula Mili combined for five touchdowns, marking the most by a Seahawk duo since Mike Tice and Travis McNeal combined for five in 1991.

1999 Season:

- Started all 16 games and nearly equaled his career-highs with 35 receptions and 376 yards receiving.
- He started the wild card playoff game against Miami (01/09/00) and tied for the team lead with three catches for 31 yards. He caught at least one pass in the final 14 games of the season, including the Wild Card playoff game against Miami.

1998 Season:

- He finished the season with a career-high 37 receptions, tying the Seahawks single-season record for a tight end (Ron Howard, 1976). He also established a career-highs in receiving yards (377).

1997 Season:

- Played 16 games with three starts and caught 10 passes for 110 yards (11.0 avg.). He was credited with four tackles on special teams.
- He played in 10 games and started nine before being placed on injured reserve. He caught 18 passes for 214 yards and one touchdown.

1995 Season:

- Played 14 games, including nine starts, and caught 17 passes for 181 yards and one touchdown ... Established a Seahawks rookie tight end record with 17 receptions and 181 yards.

College/Personal:

- Finished his Colorado career with 98 receptions for 1,058 yards and 12 touchdowns. He ranked fourth in school history in receptions and ninth in yards. Big 8 Conference record-holder for receptions by a tight end. Voted team captain as a senior. Winner of the Derek

Singleton Award which is given to the Colorado player who displays the spirit, enthusiasm, and dedication, as a sophomore, junior and senior.

- First-team All-Big 8 Conference as a senior and third-team Associated Press All-American choice. He caught 35 passes for 356 yards and three touchdowns as a senior and finished second on the team in receptions. Ended the season with a one-yard touchdown reception against Notre Dame in the Fiesta Bowl.
- Started every game as a junior and caught 30 passes for 351 yards and one touchdown. Second-team all-conference as a sophomore and caught 31 passes for 326 yards on five touchdowns.
- Fauria was a first-team All-California Interscholastic Federation and first-team All-Del Rey League as a tight end at Crespi (Encino, Calif.) High School. He was team captain and most valuable player as a senior while catching 58 passes for 674 yards and six touchdowns. He also added 78 tackles and six sacks while playing linebacker. He played only one season of basketball earning most valuable player honors after averaging 16.0 points and 13.0 rebounds per game as a senior and also lettered in track.
- Inducted into his high school's hall of fame on June 1, 2002. Attended the same high school as N.Y. Giants safety Shawn Williams. Owns his own masonry business along with one of his brothers. One brother, Lance, lettered as a tight end at the University of Washington in 1984 and another, Quinn, played fullback at Northern Arizona in 1989. His sister, Julie, played basketball at the College of the Canyons.
- Hosted the Christian Fauria Putt-Putt Invitational in 1998 to benefit the Boys and Girls Clubs of King County.
- Christian and his wife Rhonda have two daughters, Riley (06/06/00) and Camryn (03/29/04), and son, Caleb (08/28/01), and new daughter, Ryann Avery-Kianna (1/25/06).
- Christian served as the honorary ringmaster for the Big Apple Circus in April, 2004.

Fauria Career Statistics

Year	Team	GP	RECEIVING					Lg	TD
			GS	No	Yds	Avg	TD		
1995	SEA	14	9	17	181	10.6	201	1	
1996	SEA	10	9	18	214	11.9	231	1	
1997	SEA	16	3	10	110	11.0	25	0	
1998	SEA	16	15	37	377	10.2	25	2	
1999	SEA	16	16	35	376	10.7	25	0	
2000	SEA	15	10	28	237	8.5	16	2	
2001	SEA	16	11	21	188	9.0	30	1	
2002	NE	16	13	27	253	9.4	33	7	
2003	NE	10	12	28	285	10.2	28	2	
2004	NE	16	10	16	195	12.2	25	2	
2005	NE	16	10	8	57	7.1	18	2	
Totals		167	118	245	2473	10.1	33	20	

PLAYOFFS

Year	Team	GP	RECEIVING					Lg	TD
			GS	No	Yds	Avg	TD		
1999	SEA	1	1	3	31	10.3	14	0	
2003	NE	3	1	4	50	12.5	19	0	
2004	NE	3	2	2	26	13.0	17	0	
2005	NE	2	0	0	0	0.0	0	0	
Postseason		9	4	9	107	11.9	19	0	

Additional statistics: none

Fumbles-Lost: 1-1 in 2001; 1-0 in 2000; 1-0 in 1999; 1-1 in 1998

Single-Game Highs

Receptions: 6 vs. Kansas City (12/26/99)

Yards: 84 vs. Kansas City (12/26/99)

Long: 33 vs. Buffalo (12/8/02)

Touchdowns: 2, twice, last at Philadelphia (9/14/03)

Fauria Game-by-Game Statistics

2005								12/27							
Date	Opp.	GS	Rec.	Yds	Avg.	Long	TD	Date	Opp.	GS	Rec.	Yds	Avg.	Long	TD
9/8	OAK	0	0	0	0.0	0	0		BUF	1	1	4	4.0	4	0
9/18	at CAR	0	0	0	0.0	0	0		Totals	12	28	285	10.2	28	2
9/25	at PIT	1	0	0	0.0	0	0	Postseason							
10/2	SD	1	0	0	0.0	0	0	Date	Opp.	GS	Rec.	Yds	Avg.	Long	TD
10/9	at ATL	0	0	0	0.0	0	0	1/10	TN	0	3	42	14.0	19	0
10/16	at DEN	1	0	0	0.0	0	0	1/18	INDY	1	1	8	8.0	8	0
10/30	BUF	1	0	0	0.0	0	0	2/1	CAR	0	0	0	0.0	0	0
11/7	INDY	0	0	0	0.0	0	0	Totals	1	4	50	12.5	19	0	
11/13	at MIA	1	2	23	11.5	18	0	2002							
11/20	NO	1	0	0	0.0	0	0	Date	Opp.	GS	Rec.	Yds	Avg.	Long	TD
11/27	at KC	0	1	1	1.0	1	1	9/9	PIT	1	2	11	5.5	7	1
12/4	NYJ	1	0	0	0.0	0	0	9/15	at NYJ	1	0	0	0.0	0	0
12/11	at BUF	1	2	8	4.0	6	1	9/22	KC	0	1	8	8.0	8	0
12/17	TB	1	2	20	10.0	17	0	9/29	at SD	1	4	39	9.8	24	1
12/26	at NYJ	1	1	5	5.0	5	0	10/5	at MIA	1	1	18	18.0	18	0
1/1	MIA	0	0	0	0.0	0	0	10/13	GB	1	3	25	8.3	10	0
Totals		10	8	57	7.1	18	2	10/27	DEN	1	3	23	7.7	9	1
Postseason								11/3	at BUF	1	2	8	4.0	5	1
Date	Opp.	GS	Rec.	Yds	Avg.	Long	TD	11/10	at CHI	0	1	5	5.0	5	0
1/7	JAX	0	0	0	0.0	0	0	11/17	at OAK	1	2	38	19.0	33	0
1/14	at DEN	0	0	0	0.0	0	0	11/24	MIN	1	2	10	5.0	9	2
Totals		0	0	0	0.0	0	0	11/28	at DET	1	2	19	9.5	15	0
2004								12/8	BUF	0	1	33	33.0	33	0
Date	Opp.	GS	Rec.	Yds	Avg.	Long	TD	12/16	at TN	1	0	0	0.0	0	0
9/9	INDY	0	1	5	5.0	5	0	12/22	NYJ	1	2	12	6.0	6	1
9/19	at AZ	1	0	0	0.0	0	0	12/29	MIA	1	1	4	4.0	4	0
10/3	at BUF	1	2	24	12.0	17	0	Totals	13	27	253	9.4	33	7	
10/10	MIA	1	0	0	0.0	0	0	2001							
10/17	SEA	0	0	0	0.0	0	0	Date	Opp.	GS	Rec.	Yds	Avg.	Long	TD
10/24	NYJ	0	0	0	0.0	0	0	9/9	at CLE	1	0	0	0.0	0	0
10/31	at PIT	1	0	0	0.0	0	0	9/23	PHI	1	2	13	6.5	11	0
11/7	at STL	0	0	0	0.0	0	0	9/30	at OAK	0	4	34	8.5	12	1
11/14	BUF	1	1	5	5.0	5	1	10/7	JAX	1	1	5	5.0	5	0
11/22	at KC	1	1	14	14.0	14	0	10/14	DEN	1	1	12	12.0	12	0
11/28	BAL	0	0	0	0.0	0	0	10/28	MIA	1	2	16	8.0	9	0
12/5	at CLE	0	1	25	25.0	25	0	11/4	at WAS	1	2	25	12.5	14	0
12/12	CIN	1	3	33	11.0	17	1	11/11	OAK	1	0	0	0.0	0	0
12/20	at MIA	1	1	8	8.0	8	0	11/18	at BUF	1	2	13	6.5	7	0
12/26	at NYJ	1	3	44	14.7	23	0	11/25	at KC	0	0	0	0.0	0	0
1/2	SF	1	3	37	12.3	20	0	12/2	SD	0	0	0	0.0	0	0
Totals		10	16	195	12.2	25	2	12/9	at DEN	1	2	14	7.0	9	0
Postseason								12/16	DAL	1	2	14	7.0	9	0
Date	Opp.	GS	Rec.	Yds	Avg.	Long	TD	12/23	at NYG	0	2	12	6.0	6	0
1/16	INDY	1	1	17	17.0	17	0	12/30	at SD	0	0	0	0.0	0	0
1/23	at PIT	1	1	9	9.0	9	0	1/6	KC	1	1	30	30.0	30	0
2/6	PHI	0	0	0	0.0	0	0	Totals	11	21	188	9.0	30	1	
Totals		2	2	26	13.0	17	0	2000							
2003								Date	Opp.	GS	Rec.	Yds	Avg.	Long	TD
Date	Opp.	GS	Rec.	Yds	Avg.	Long	TD	9/3	at MIA	DNP					
9/7	at BUF	1	1	7	7.0	7	0	9/10	STL	0	0	0	0.0	0	0
9/14	at PHI	1	3	19	6.3	8	2	9/17	NO	0	2	16	8.0	9	0
9/21	NYJ	0	3	49	16.3	28	0	9/24	at SD	0	1	13	13.0	13	0
9/28	at WAS	1	3	31	10.3	16	0	10/2	at KC	1	4	25	6.3	8	0
10/5	TN	1	2	33	16.5	18	0	10/8	at CAR	1	3	24	8.0	12	0
10/12	NYG	1	1	7	7.0	7	0	10/15	INDY	1	0	0	0.0	0	0
10/19	at MIA	1	2	16	8.0	8	0	10/22	at OAK	0	1	6	6.0	6	0
10/26	CLE	1	0	0	0.0	0	0	10/29	KC	1	5	50	10.0	16	1
11/3	at DEN	0	2	30	15.0	20	0	11/5	SD	1	1	10	10.0	10	1
11/16	DAL	0	3	24	8.0	11	0	11/12	at JAX	1	3	25	8.3	13	0
11/23	at HOU	1	1	10	10.0	10	0	11/26	DEN	1	3	16	5.3	7	0
11/30	at INDY	1	5	45	9.0	16	0	12/3	at ATL	1	1	9	9.0	9	0
12/7	MIA	1	0	0	0.0	0	0	12/10	at DEN	0	1	9	9.0	9	0
12/14	JAX	1	0	0	0.0	0	0	12/16	OAK	1	1	8	8.0	8	0
12/20	at NYJ	0	1	10	10.0	10	0	12/23	BUF	1	2	26	13.0	14	0
								Totals	10	28	237	8.5	16	2	

Fauria Game-by-Game Statistics

2000								10/19	at STL	0	0	0	0.0	0	0
Date	Opp.	GS	Rec.	Yds	Avg.	Long	TD	10/26	OAK	0	0	0	0.0	0	0
9/12	DET	1	0	0	0.0	0	0	11/2	at DEN	0	0	0	0.0	0	0
9/19	at CHI	1	0	0	0.0	0	0	11/9	at SD	0	0	0	0.0	0	0
9/26	at PIT	1	2	30	15.0	15	0	11/16	at NO	0	0	0	0.0	0	0
10/3	OAK	1	2	17	8.5	9	0	11/23	KC	0	0	0	0.0	0	0
10/17	at SD	1	4	60	15.0	25	0	11/30	ATL	0	1	25	25.0	25	0
10/24	BUF	1	3	42	14.0	19	0	12/7	at BAL	0	2	19	9.5	14	0
11/1	at GB	1	2	11	5.5	10	0	12/14	at OAK	0	1	7	7.0	7	0
11/7	CIN	1	1	14	14.0	14	0	12/21	SF	0	1	9	9.0	9	0
11/14	DEN	1	1	6	6.0	6	0	Totals		3	10	110	11.0	25	0
11/21	at KC	1	2	20	10.0	11	0	1996							
11/28	TB	1	3	15	5.0	7	0	Date	Opp.	GS	Rec.	Yds	Avg.	Long	TD
12/5	at OAK	1	1	7	7.0	7	0	9/1	at SD	0	3	19	6.3	8	0
12/12	SD	1	4	35	8.8	18	0	9/8	DEN	1	4	53	13.3	23	1
12/19	at DEN	1	1	11	11.0	11	0	9/15	KC	1	1	19	19.0	19	0
12/26	KC	1	6	84	14.0	19	0	9/22	at TB	1	1	18	18.0	18	0
1/2	at NYJ	1	3	24	8.0	13	0	9/29	GB	1	3	36	12.0	21	0
Totals		16	35	376	10.7	25	0	10/6	at MIA	1	0	0	0.0	0	0
Postseason								10/17	at KC	1	2	20	10.0	11	0
Date	Opp.	GS	Rec.	Yds	Avg.	Long	TD	10/27	SD	1	0	0	0.0	0	0
1/9	MIA	1	3	31	10.3	14	0	11/3	HOU	1	1	15	15.0	15	0
1998								11/10	MIN	1	3	34	11.3	17	0
Date	Opp.	GS	Rec.	Yds	Avg.	Long	TD	11/17	at DET	IR					
9/6	at PHI	1	1	9	9.0	9	0	11/24	OAK	IR					
9/13	AZ	1	0	0	0.0	0	0	12/1	at DEN	IR					
9/20	WAS	1	3	18	6.0	11	0	12/8	BUF	IR					
9/27	at PIT	1	1	14	14.0	14	1	12/15	at JAX	IR					
10/4	at KC	1	1	13	13.0	13	0	12/22	at OAK	IR					
10/11	DEN	1	4	53	13.2	16	0	Totals		9	18	214	11.9	23	1
10/25	at SD	1	0	0	0.0	0	0	1995							
11/1	OAK	1	4	56	14.0	25	0	Date	Opp.	GS	Rec.	Yds	Avg.	Long	TD
11/8	KC	1	2	20	10.0	14	0	9/3	KC	0	3	37	12.3	18	0
11/15	at OAK	1	4	32	8.0	12	1	9/10	at SD	1	4	41	10.3	20	1
11/22	at DAL	1	0	0	0.0	0	0	9/17	CIN	1	1	9	9.0	9	0
11/29	TN	1	4	28	7.0	10	0	10/1	DEN	1	2	37	18.5	19	0
12/6	at NYJ	1	3	26	8.7	14	0	10/8	at OAK	1	0	0	0.0	0	0
12/13	SD	1	4	31	7.8	11	0	10/15	at BUF	1	1	11	11.0	11	0
12/20	INDY	0	1	10	10.0	10	0	10/22	SD	1	3	22	7.3	8	0
12/27	at DEN	1	5	67	13.4	24	0	10/29	at AZ	1	0	0	0.0	0	0
Totals		15	37	377	10.2	25	2	11/5	NYG	1	1	5	5.0	5	0
1997								11/12	at JAX	1	1	10	10.0	10	0
Date	Opp.	GS	Rec.	Yds	Avg.	Long	TD	11/19	at WAS	IA					
8/31	NYJ	1	2	27	13.5	19	0	11/26	NYJ	IA					
9/7	DEN	1	1	10	10.0	10	0	12/3	PHI	0	0	0	0.0	0	0
9/14	at INDY	0	0	0	0.0	0	0	12/10	at DEN	0	0	0	0.0	0	0
9/21	SD	0	0	0	0.0	0	0	12/17	OAK	0	0	0	0.0	0	0
9/28	at KC	1	0	0	0.0	0	0	12/24	at KC	0	1	9	9.0	9	0
10/5	TN	0	2	13	6.5	7	0	Totals		9	17	181	10.6	20	1

4 DERRICK FROST

PUNTER



Height: 6-4
 Weight: 208
 Birthdate: 11/25/80
 Northern Iowa
 Clayton High School
 St. Louis, MO
 3rd NFL Season



NFL Acquisition: Frost was signed by Philadelphia as an undrafted rookie free agent on May 2, 2003.

How Acquired: He was signed as an unrestricted free agent by the Redskins on September 26, 2005.

2005 Season:

- Frost played in 14 games and averaged 40.4 yards per punt with a net of 36.7 with 23 punts inside the 20 yard line.
- His long punt was 55 yards while he had 76 total punts for 3,074 yards.
- He also appeared in both playoff games and had 14 punts for 36.5 net and a long of 51 yards with three inside the 20.

Pro Career:

2004 Season:

- First-year punter appeared in all 16 regular season games and totaled 85 punts for 3,404 yards (40.0 avg.) and a 35.4 net average.
- Also recorded 24 In20 and only 4 touchbacks.
- Recorded a career-long 54 yard punt in the home opener vs. Baltimore on Sept. 12.
- Had three games with 3 punts In20: vs. Baltimore on Sept. 12, vs. Philadelphia on Oct. 24, and vs. Pittsburgh on Nov. 14.

2003 Season:

- Signed by Philadelphia as an undrafted rookie free agent out of Northern Iowa.
- Waived by Philadelphia and claimed by Baltimore and spent training camp with the Ravens before being waived on Aug. 30.
- Signed by Cleveland as a free agent on Dec. 10 and



Frost in Brief:

Frost was signed during the 2005 season and stepped in admirably to help the Redskins special teams units. He appeared in 14 games and averaged 40.4 yards per punt with a net of 36.7 and 23 punts inside the 20. He began his career with Philadelphia but spent the 2004 season with the Cleveland Browns. Frost was signed by the Redskins prior to Week 4 of the 2005 season. He appeared in all 16 games and totaled 85 punts for 3,404 yards for a 40-yard average and a 35.4 net.

was listed as inactive for the final three regular season contests.

College/Personal:

- Punted 104 times for 4,388 yards for a 41.2 average, with a long of 75 at Northern Iowa.
- Played in 11 games as a senior and had 49 punts for 2,137 yards (43.9 avg.), with a long of 75 and 10 punts In20.
- Played in 11 games as a junior in 2000, with 48 punts for 1,883 yards (39.2 avg.), and a long of 54.
- Ranked third in the league in punting (39.2 avg.) and 35th in Division I-AA.
- Played in five games as a sophomore in 1999 with 7 punts for 26.9 yards and a long of 45.
- Graduated from Northern Iowa with a degree in economics.
- Pitched for the Northern Iowa baseball team, going 2-3 with a 10.60 ERA in 31 games, including five starts.
- Earned three letters each in football and baseball at

Frost Career Statistics

Year	Team	G	No	Yds	Avg	Opp		Yds	Net	TB	In 20	LG	Blk
						Ret	Ret						
2004	CLE	16	85	3404	40.0	48	313	35.4	4	24	54	0	
2005	WAS	14	76	3074	40.4	34	163	36.7	6	23	55	0	
Totals		30	161	6478	40.2	82	476	36.0	10	47	55	0	

PLAYOFFS

Year	Team	G	No	Yds	Avg	Opp		Yds	Net	TB	In 20	LG	Blk
						Ret	Ret						
2005	WAS	2	14	567	40.5	8	36	36.5	1	3	51	0	
Postseason		2	14	567	40.5	8	36	-36.5	1	3	51	0	

Additional statistics: 2 kickoffs for 122 yards, 61.0 average, 36 return yards, and 32-yard line average starting position in 2005; one rush for 1 yard in 2004

OWNERSHIP
COACHES
PLAYERS
STATISTICS
RECORDS
HISTORY
SIDELINES

Clayton (St. Louis, Mo.) High School.

- As a senior, kicked two field goals of 50 yards or more.
- Connected 15 FGs and made 95 percent of his extra points (91-95) and averaged 41.7 yards punting during his high school career.
- All-conference quarterback, linebacker, punter and kicker.

Single-Game Highs

Attempts: 10 at Philadelphia (1/1/06)

Yards: 410 at Philadelphia (1/1/06)

Long: 55 at N.Y. Giants (10/30/05)

- He was married during the 2005 season to Sarah.
- Frost has been involved in Redskins community relations efforts, participating in the beginning of the renovation of the teen room at the Boys and Girls Clubhouse in Washington D.C. Visited young patients at Children's Hospital in December signing autographs and working on arts and crafts projects with the kids. Frost also took part in the Redskins Charitable Foundation's 4th and Life Senior Forum by speaking to hundreds of high school seniors about the making the right choices, preparing for life after football, preparing for college and the importance of a positive attitude on and off the field.

Frost Game-by-Game Statistics

2005 Date	Opp.	No.	Yds	Avg.	Opp. Ret.	Opp. Yds	Net	TB	In 20	LG	Blk
9/26	Signed by Washington										
10/2	SEA	2	82	41.0	1	-3	32.5	1	1	42	0
10/9	at DEN	5	184	36.8	0	0	36.8	0	3	49	0
10/16	at KC	4	187	46.8	2	2	41.3	1	0	54	0
10/23	SF	4	158	39.5	2	12	36.5	0	2	51	0
10/30	at NYG	8	344	43.0	6	42	37.8	0	2	55	0
11/6	PHI	6	260	43.3	1	8	38.7	1	2	50	0
11/13	at TB	2	83	41.5	1	4	39.5	0	1	46	0
11/20	OAK	6	217	36.2	2	13	34.0	0	3	44	0
11/27	SD	9	341	37.9	5	32	34.3	0	0	44	0
12/4	at STL	4	171	42.8	2	2	37.3	1	1	51	0
12/11	at AZ	5	215	43.0	4	34	36.2	0	1	52	0
12/18	DAL	6	201	33.5	1	6	29.2	1	3	42	0
12/24	NYG	5	221	44.2	2	2	43.8	0	3	49	0
1/1	at PHI	10	410	41.0	5	9	38.1	1	1	52	0
	Totals	76	3074	40.4	34	163	36.5	6	23	55	0

Postseason

Date	Opp.	No.	Yds	Avg.	Opp. Ret.	Opp. Yds	Net	TB	In 20	LG	Blk
1/7	at TB	7	268	38.3	4	37	30.1	1	2	51	0
1/14	at SEA	7	299	42.7	4	-1	42.9	0	1	51	0
	Totals	14	567	40.5	8	36	36.5	1	3	51	0

2004 Date	Opp.	No.	Yds	Avg.	Opp. Ret.	Opp. Yds	Net	TB	In 20	LG	Blk
9/12	BAL	7	316	45.1	6	5	44.4	0	3	54	0
9/19	at DAL	4	179	44.8	3	16	40.8	0	1	51	0
9/26	at NYG	5	225	45.0	3	28	39.4	0	1	52	0
10/3	WAS	7	289	41.3	3	21	38.3	0	1	51	0
10/10	at PIT	5	203	40.6	4	12	38.2	0	1	53	0
10/17	CIN	4	143	35.8	2	2	35.3	0	1	39	0
10/24	PHI	5	199	39.8	1	1	39.6	0	3	54	0
11/7	at BAL	6	216	36.0	4	33	30.5	0	0	51	0
11/14	PIT	5	190	38.0	2	29	32.2	0	3	46	0
11/21	NYJ	9	366	40.7	4	31	32.8	2	2	50	0
11/28	at CIN	4	177	44.3	2	60	29.3	0	0	49	0
12/5	NE	4	147	36.8	3	5	35.5	0	0	42	0
12/12	at BUF	6	225	37.5	6	34	31.8	0	2	47	0
12/19	SD	5	177	35.4	1	0	35.4	0	2	47	0
12/26	at MIA	6	254	42.3	3	37	29.5	2	2	46	0
1/2	at HOU	3	98	32.7	1	-1	33.0	0	2	42	0
	Totals	85	3404	40.0	48	313	35.4	4	24	54	0

2003 Date	Opp.	No.	Yds	Avg.	Opp. Ret.	Opp. Yds	Net	TB	In 20	LG	Blk
12/10	Signed by Cleveland										
12/14	at DEN	IA									
12/21	BAL	IA									
12/28	at CIN	IA									

96 CORNELIUS GRIFFIN

DEFENSIVE TACKLE



Height: 6-3
 Weight: 300
 Birthdate: 12/3/76
 Alabama
 Pike County High School
 Brundidge, AL
 7th NFL Season



NFL Acquisition: Selected in the second round (16th overall) of the 2000 NFL Draft by the New York Giants.

How Acquired: Signed by the Washington Redskins as an unrestricted free agent on March 3, 2004.

2005 Season:

- Griffin started 12 games and played in 13 as he was dealing with injury. He finished third on the team in sacks with four and added 48 tackles (35 solo).
- He started the season with four tackles (two solo), one sack and a forced and recovered fumble vs. Chicago (9/11).
- Griffin had nine tackles vs. Kansas City (10/16) and one sack.
- He was a focus of a defense that led the Redskins to the playoffs, posting multiple tackle and sack games in the five game win-streak to the playoffs. He also had his first career interception vs. Dallas (12/18).
- He was stellar in the playoffs, posting 11 tackles (eight solo).

Pro Career:

2004 Season:

- Griffin had a highly productive season in which he started 15 games and produced a career-high 96 tackles (65 solo) with six sacks and a pass deflection and a forced fumble. He was also named a Pro Bowl alternate.
- He led the team with 15 tackles for a loss and tied for the team lead in sacks with six.
- Griffin led the Redskins defensive line unit with 96 tackles and ranked third on the team in total tackles.
- He had his most productive game in terms of tackles against his former team, NYG (9/19) when he had a career-high 12 stops (five solo).
- He had two multiple sack games, garnering two sacks at Chicago (10/17) and at Detroit (11/7).

2003 Season:

- Griffin started fifteen games at left defensive tackle, posting 68 tackles (44 solo) with one sack, two pass deflections and a forced fumble for the Giants.
- He had his season-high in tackles against Buffalo (11/30), when he posted eight tackles (five solo) and a half sack. He teamed with Keith Hamilton to bring down Drew Bledsoe for a five-yard loss.
- He had two seven-tackle games, posting the mark first against Miami (10/5) and adding a fumble recovery then equalling the mark in the season finale vs. Carolina (12/28).



Griffin in Brief:

Griffin is the quiet giant at the heart of one of the best defenses in the NFL. He emerged as one of the most dominating defensive tackles in the NFL over the past two seasons after joining the Redskins in 2004. Last season he was hampered by injury but still had a monster season, starting 12 games and posting 48 tackles (35 solo), one interception and four sacks. For his efforts in 2004 he was named as a Pro Bowl alternate. He tied for the team-lead in sacks with six and also added a whopping 96 tackles (65 solo) with 15 for loss and eight QB pressures. He finished the 2004 season ranked third among Redskins defenders in tackles and led the defensive line.

- He had another standout game vs. St. Louis (9/7) when he helped put pressure on Kurt Warner all game and held Marshall Faulk to 28 yards. He finished the game with four tackles (three solo), a half sack and a pass defensed. He teamed with current teammate Mike Barrow to sack Warner for a nine-yard loss.

2002 Season:

- Griffin started all 14 games in which he played at defensive tackle (13 at left tackle, one at right tackle), missing games at Houston (11/24) and vs. Tennessee (12/1) with an ankle injury.
- He recorded 53 tackles (38 solo), including four sacks for 31 yards, a forced fumble and a fumble recovery.
- Griffin put together a solid season after right tackle Keith Hamilton was lost for the year with an Achilles injury. He also started the NFC Wild Card playoff game at San Francisco and had three solo tackles.
- He had four tackles and a pass defensed vs. Philadelphia (12/28). Then he posted seven tackles (five solo) at Indianapolis (12/22).
- He returned to action at Washington (12/8) after missing two games with an ankle sprain and finished

Single-Game Highs

Total Tackles: 12 at N.Y. Giants (9/19/04)
Solo Tackles: 8 at Kansas City (10/16/05)
Interceptions: 1 vs. Dallas (12/18/05)
Sacks: 3 at Washington (12/8/02)

OWNERSHIP
 COACHES
 PLAYERS
 STATISTICS
 RECORDS
 HISTORY
 SIDELINES

with 10 tackles, a career-high three sacks and a forced fumble. He recorded his first sack of the game in the first quarter when he dropped Danny Wuerffel for a seven-yard loss. In the 3rd quarter, he sacked Wuerffel for a six-yard loss and Patrick Ramsey for an 11-yard loss.

2001 Season:

- Griffin started all 16 games at left defensive tackle and finished tied for sixth on the team with 63 tackles (47 solo). He also had 2.5 sacks for 15 yards, a pass defended and a fumble recovery.
- He finished with a season-high nine tackles, including six solo, vs. Seattle (12/30).
- He registered six tackles (three solo) vs. Dallas (11/4). He followed up with a team-high seven tackles (five solo), including a stop of Donovan McNabb for a four-yard loss, vs. Philadelphia (10/22).
- Griffin finished with six solo tackles, a sack and a recovered fumble at St. Louis (10/14). He also recorded a sack when he dropped Kurt Warner for a five-yard loss in the 1st quarter and recovered a fumble by Marshall Faulk in the 3rd quarter.
- He recorded seven tackles (six solo) and 1.5 sacks vs. Washington (10/7). He picked up his 1st sack of the season when he stopped Tony Banks in the first quarter for a nine-yard loss.

2000 Season:

- Griffin played in 15 regular season games, missing one because of a concussion and also played in all three postseason games with one start at both end and tackle. He finished the season with 24 tackles, including 20 solo, five sacks and five passes defended.
- He had two tackles, including 1.5 sacks, in Super Bowl XXXV vs. Baltimore (1/28).
- Griffin recovered a fumble by Daunte Culpepper at the Vikings 29-yard line in the third quarter of NFC Championship Game vs. Minnesota (1/14). His recovery led to a Kerry Collins to Amani Toomer seven-yard touchdown pass to give the Giants a 41-0 lead.
- He also had four tackles and 1.5 sacks playing both

end and tackle in NFC Divisional Playoff vs. Philadelphia.

- Griffin finished with four tackles (three solo), a half sack and two passes defended vs. Jacksonville (12/23).
- He made the most of his one tackle at Arizona (11/26), sacking Dave Brown for a five-yard loss in the 2nd quarter and had an eight-yard sack of Doug Pederson at Cleveland (11/5).
- He saw his first extensive action at Atlanta (10/8), replacing defensive end Michael Strahan in the 1st half and defensive tackle Keith Hamilton in the third quarter. He finished with two solo tackles, a sack and two passes defended. He recorded the 1st sack of his career when he dropped Danny Kanell for an 11-yard loss on 3rd- and 10 early in the 4th quarter.

College/Personal:

- Griffin started 23 of 25 games (including bowls) after enrolling at Alabama following junior college. As a senior in 1999, was a Super Sleeper Team and All-Southeastern Conference 1st-team selection by SportsPage.com, adding 2nd-team honors from the league's coaches.
- He played left defensive tackle, recording 53 tackles (30 solo) and tied for the team lead with 5.5 sacks for minus-22 yards and had eight stops for losses of 23 yards. He was also credited with 12 quarterback pressures, forced and recovered a fumble and deflected three passes defended.
- Played defensive tackle for Pearl River (Miss.) Community College and earned Junior College Gridwire All-America honors as a sophomore (1996), recording 147 tackles.
- Griffin took part in the Target Shopping spree for needy families that was set up by Renaldo and LaTanya Wynn's Family of Faith Foundation as well as the Redskins Charitable Foundation. Each family received a \$100 gift card that could be used on presents that the players helped the children pick out.

Griffin Career Statistics

Year	Team	GP	GS	Tot	TACKLES			Yds	INTERCEPTIONS					FUMBLES			
					Solo	Asst	Sk		No	Yds	Lg	TD	PD	FF	FR	Yds	TD
2000	NYG	15	0	24	20	4	5	28	0	0	0	0	5	0	0	0	0
2001	NYG	16	16	63	47	16	2.5	15	0	0	0	0	2	0	1	0	0
2002	NYG	14	14	53	38	15	4	31	0	0	0	0	3	1	1	-2	0
2003	NYG	15	15	68	44	24	1	7	0	0	0	0	2	0	1	0	0
2004	WAS	15	15	96	65	31	6	40	0	0	0	0	6	0	1	0	0
2005	WAS	13	12	48	35	13	4	15	1	0	0	0	2	1	1	0	0
Totals		88	72	352	249	103	22.5	136	1	0	0	0	20	2	5	-2	0

PLAYOFFS

Year	Team	GP	GS	Tot	TACKLES			Yds	INTERCEPTIONS					FUMBLES			
					Solo	Asst	Sk		No	Yds	Lg	TD	PD	FF	FR	Yds	TD
2000	NYG	3	1	6	5	1	3	9.5	0	0	0	0	0	0	1	0	0
2002	NYG	1	1	3	3	0	0	0	0	0	0	0	0	0	0	0	0
2005	WAS	2	2	11	8	3	0	0	0	0	0	0	2	0	0	0	0
Totals		6	4	20	16	4	3	9.5	0	0	0	0	2	0	1	0	0

Additional statistics: Special Teams Tackles: None

Griffin Game-by-Game Statistics

2005

Date	Opp.	GS	Tkls	Solo	Asst	Sacks	Yds	Int	Yds	Lg	TD	PD	FF	FR	Yds
9/11	CHI	1	4	2	2	1	5	0	0	0	0	0	1	1	0
9/18	at DAL	1	6	5	1	0	0	0	0	0	0	0	0	0	0
10/2	SEA	1	6	4	2	0	0	0	0	0	0	0	0	0	0
10/9	at DEN	1	5	3	2	0	0	0	0	0	0	0	0	0	0
10/16	at KC	1	9	8	1	1	3	0	0	0	0	0	0	0	0
10/23	SF	1	1	1	0	1	4	0	0	0	0	0	0	0	0
10/30	at NYG	1	0	0	0	0	0	0	0	0	0	0	0	0	0
11/6	PHI	IA													
11/13	at TB	IA													
11/20	OAK	IA													
11/27	SD	0	2	1	1	0	0	0	0	0	0	1	0	0	0
12/4	at STL	1	1	1	0	0	0	0	0	0	0	0	0	0	0
12/11	at AZ	1	3	3	0	0	0	0	0	0	0	0	0	0	0
12/18	DAL	1	4	2	2	0	0	1	0	0	0	1	0	0	0
12/24	NYG	1	2	2	0	0	0	0	0	0	0	0	0	0	0
1/1	at PHI	1	5	3	2	1	3	0	0	0	0	0	0	0	0
	Totals	12	48	35	13	4	15	1	0	0	0	2	1	1	0

Postseason

Date	Opp.	GS	Tkls	Solo	Asst	Sacks	Yds	Int	Yds	Lg	TD	PD	FF	FR	Yds
1/7	at TB	1	5	3	2	0	0	0	0	0	0	2	0	0	0
1/14	at SEA	1	6	5	1	0	0	0	0	0	0	0	0	0	0
	Totals	2	11	8	3	0	0	0	0	0	0	2	0	0	0

2004

Date	Opp.	GS	Tkls	Solo	Asst	Sacks	Yds	Int	Yds	Lg	TD	PD	FF	FR	Yds
9/12	TB	1	4	3	1	0	0	0	0	0	0	0	0	1	0
9/19	at NYG	1	12	5	7	0	0	0	0	0	0	0	0	0	0
9/27	DAL	1	7	3	4	0	0	0	0	0	0	0	0	0	0
10/3	at CLE	1	8	4	4	0	0	0	0	0	0	0	0	0	0
10/10	BAL	1	7	4	3	0	0	0	0	0	0	0	0	0	0
10/17	at CHI	1	10	7	3	2	14	0	0	0	0	1	0	0	0
10/31	GB	1	6	6	0	0	0	0	0	0	0	1	0	0	0
11/7	at DET	1	7	4	3	2	11	0	0	0	0	2	0	0	0
11/14	CIN	1	4	2	2	0	0	0	0	0	0	0	0	0	0
11/21	at PHI	IA													
11/28	at PIT	1	7	7	0	0	0	0	0	0	0	0	0	0	0
12/5	NYG	1	6	6	0	0	0	0	0	0	0	0	0	0	0
12/12	PHI	1	5	4	1	0	0	0	0	0	0	0	0	0	0
12/18	at SF	1	2	2	0	1	7	0	0	0	0	0	0	0	0
12/26	at DAL	1	7	5	2	0	0	0	0	0	0	1	0	0	0
1/2	MIN	1	4	3	1	1	8	0	0	0	0	1	0	0	0
	Totals	15	96	65	31	6	40	0	0	0	0	6	0	1	0

2004

Date	Opp.	GS	Tkls	Solo	Asst	Sacks	Yds	Int	Yds	Lg	TD	PD	FF	FR	Yds
9/7	STL	1	4	3	1	0	0	0	0	0	0	1	0	0	0
9/15	DAL	1	4	2	2	0	0	0	0	0	0	0	0	0	0
9/21	at WAS	1	3	2	1	0	0	0	0	0	0	0	0	0	0
10/5	MIA	1	7	4	3	0	0	0	0	0	0	0	0	1	0
10/12	at NE	1	5	3	2	0	0	0	0	0	0	0	0	0	0
10/19	PHI	1	3	1	2	0	0	0	0	0	0	0	0	0	0
10/26	at MIN	1	4	1	3	0	0	0	0	0	0	0	0	0	0
11/2	at Jets	IA													
11/9	ATL	1	3	1	2	0	0	0	0	0	0	0	0	0	0
11/16	at PHI	1	5	4	1	0	0	0	0	0	0	0	0	0	0
11/24	at TB	1	6	5	1	0	0	0	0	0	0	0	0	0	0
11/30	BUF	1	8	5	3	0.5	2.5	0	0	0	0	0	0	0	0
12/7	WAS	1	4	3	1	0	0	0	0	0	0	0	0	0	0
12/14	at NO	1	2	2	0	0	0	0	0	0	0	1	0	0	0
12/21	at DAL	1	3	2	1	0	0	0	0	0	0	0	0	0	0
12/28	CAR	1	7	6	1	0	0	0	0	0	0	0	0	0	0
	Totals	15	68	44	24	0.5	2.5	0	0	0	0	2	0	1	0

Griffin Game-by-Game Statistics

2002															
Date	Opp.	GS	Tkls	Solo	Asst	Sacks	Yds	Int	Yds	Lg	TD	PD	FF	FR	Yds
9/5	SF	1	3	2	1	0	0	0	0	0	0	0	0	0	0
9/15	at STL	1	2	2	0	0	0	0	0	0	0	0	0	0	0
9/22	SEA	1	4	3	1	0	0	0	0	0	0	0	0	0	0
9/29	at AZ	1	3	3	0	0	0	0	0	0	0	1	0	0	0
10/6	at DAL	1	3	3	0	0	0	0	0	0	0	0	0	0	0
10/13	ATL	1	4	4	0	0	0	0	0	0	0	0	0	0	0
10/28	at PHI	1	1	0	1	0	0	0	0	0	0	0	0	0	0
11/3	JAX	1	3	2	1	0	0	0	0	0	0	0	0	0	0
11/10	at MIN	1	3	3	0	1	7	0	0	0	0	0	0	0	0
11/17	WAS	1	4	3	1	0	0	0	0	0	0	0	0	0	0
11/24	at HOU	IA													
12/1	TEN	IA													
12/8	at WAS	1	10	6	4	3	24	0	0	0	0	1	0	0	0
12/15	DAL	1	2	2	0	0	0	0	0	0	0	1	0	0	0
12/22	at INDY	1	7	6	1	0	0	0	0	0	0	0	0	0	0
12/28	PHI	1	4	0	4	0	0	0	0	0	0	1	0	0	0
	Totals	14	53	39	14	4	31	0	0	0	0	3	1	0	0

Postseason															
Date	Opp.	GS	Tkls	Solo	Asst	Sacks	Yds	Int	Yds	Lg	TD	PD	FF	FR	Yds
1/5	at SF	1	3	2	1	0	0	0	0	0	0	0	0	0	0

2001															
Date	Opp.	GS	Tkls	Solo	Asst	Sacks	Yds	Int	Yds	Lg	TD	PD	FF	FR	Yds
9/10	at DEN	1	2	2	0	0	0	0	0	0	0	1	0	0	0
9/23	at KC	1	1	1	0	0	0	0	0	0	0	0	0	0	0
9/30	NO	1	4	1	3	0	0	0	0	0	0	0	0	0	0
10/7	WAS	1	7	6	1	1.5	10	0	0	0	0	0	0	0	0
10/14	at STL	1	6	6	0	1	5	0	0	0	0	0	0	1	0
10/22	PHI	1	7	5	2	0	0	0	0	0	0	0	0	0	0
10/28	at WAS	1	2	1	1	0	0	0	0	0	0	0	0	0	0
11/4	DAL	1	6	3	3	0	0	0	0	0	0	0	0	0	0
11/11	at AZ	1	2	2	0	0	0	0	0	0	0	0	0	0	0
11/19	at MIN	1	4	3	1	0	0	0	0	0	0	1	0	0	0
11/25	OAK	1	4	3	1	0	0	0	0	0	0	0	0	0	0
12/9	at DAL	1	3	3	0	0	0	0	0	0	0	0	0	0	0
12/15	AZ	1	2	1	1	0	0	0	0	0	0	0	0	0	0
12/23	SEA	1	9	6	3	0	0	0	0	0	0	0	0	0	0
12/30	at PHI	1	2	2	0	0	0	0	0	0	0	0	0	0	0
1/6	GB	1	2	2	0	0	0	0	0	0	0	0	0	0	0
	Totals	16	63	47	16	2.5	15	0	0	0	0	2	0	1	0

2000															
Date	Opp.	GS	Tkls	Solo	Asst	Sacks	Yds	Int	Yds	Lg	TD	PD	FF	FR	Yds
9/3	AZ	0	0	0	0	0	0	0	0	0	0	0	0	0	0
9/10	at PHI	0	0	0	0	0	0	0	0	0	0	0	0	0	0
9/17	at CHI	0	1	0	1	0	0	0	0	0	0	0	0	0	0
9/24	WAS	0	0	0	0	0	0	0	0	0	0	0	0	0	0
10/1	at TEN	0	1	1	0	0	0	0	0	0	0	0	0	0	0
10/8	at ATL	0	2	2	0	1	11	0	0	0	0	2	0	0	0
10/15	DAL	IA													
10/29	PHI	0	0	0	0	0.5	0	0	0	0	0	0	0	0	0
11/5	at CLE	0	2	2	0	1	8	0	0	0	0	0	0	0	0
11/12	STL	0	0	0	0	0	0	0	0	0	0	0	0	0	0
11/19	DET	0	3	2	1	0	0	0	0	0	0	0	0	0	0
11/26	at AZ	0	1	1	0	1	5	0	0	0	0	0	0	0	0
12/3	at WAS	0	2	0	2	1	3	0	0	0	0	1	0	0	0
12/10	PIT	0	2	2	0	0	0	0	0	0	0	0	0	0	0
12/17	at DAL	0	2	2	0	0	0	0	0	0	0	0	0	0	0
12/23	JAX	0	4	3	1	0.5	1	0	0	0	0	2	0	0	0
	Totals	0	20	15	5	5	28	0	0	0	0	5	0	0	0

Postseason															
Date	Opp.	GS	Tkls	Solo	Asst	Sacks	Yds	Int	Yds	Lg	TD	PD	FF	FR	Yds
1/7	PHI	0	0	0	0	1.5	1.5	0	0	0	0	0	0	0	0
1/14	MIN	0	4	3	1	0	0	0	0	0	0	0	0	1	0
1/28	vs. BAL	1	2	2	0	1.5	8	0	0	0	0	0	0	0	0
	Totals	1	6	5	1	3	9.5	0	0	0	0	0	0	1	0

10 JOHN HALL



Height: 6-3
Weight: 240
Birthdate: 3/7/74
Wisconsin
Port Charlotte High School
Port Charlotte, FL
10th NFL Season

PLACEKICKER



NFL Acquisition: Hall was signed by the New York Jets as an undrafted free agent prior to the 1997 season.

How Acquired: Hall was signed by the Redskins as an unrestricted free agent on March 3, 2003.

2005 Season:

- He played in 10 games and was 12-of-14 (85.7) on field goal attempts and 27-of-27 on PATs.
- He helped the Redskins secure victory in the season opener vs. Chicago (9/11), providing the only points on three field goals in the 9-7 victory.
- In the playoffs at TB (1/7) he had his season-long of 47 yards.

Pro Career:**2004 Season:**

- Hall played in eight games for the Redskins in 2004, connecting on eight-of-11 field goals and 13-of-13 PATs. He was hampered during the season with hamstring injuries and was placed on IR on December 16.
- He opened the season with three-of-four field goals against Tampa Bay (9/12) from 20-, 30-, and 34-yards. He also had three teams tackles.

2003 Season:

- Hall played in all 16 games of the 2003 season, serving as kicker on all field goals, PATs and kickoffs.
- He finished the season 25-of-33 on field goals for a 75.8% with a long of 54-yards at Atlanta (9/14). He was 26-of-27 on PATs for a 96.3%, missing his only attempt with a block at Dallas (11/2).
- He eclipsed the 100-point mark for the sixth time, finishing first on the team in scoring with 101 points.
- In the season opener against his former team, the New York Jets (9/4) Hall was three-for-three from distances of 55-, 22-, and 33-yards. His final field goal with five seconds remaining gave the Redskins the 16-13 victory.
- At Philadelphia (10/3), Hall was four-for-four with field goals of 48, 45, 37 and 53-yards. It was the most field goals for a game by a Redskin since James Tuthill on 10/20/02.

2002 Season:

- Hall handled all the placekicking and kickoff duties in all 16 games for the Jets, finishing 24-of-31 (77.4 %) on field goal attempts and 35-of-37 on PATs for a total of 107 points.
- He finished his six-year career as a New York Jet third on the all-time scoring list with 652 points.

**Hall In Brief:**

Hall is a consistent, solid veteran that can make the clutch kick and be relied upon for his accuracy and distance as well as his kickoffs. He was hampered by injuries last season and only played in 10 games, but he was 12-for-14 and still maintained the consistency he is known for on field goals, PATs and kickoffs when healthy. He has kicked at a 74.3% clip on field goals, connecting on 194-of-261 attempts. He has kicked PATs at a 97.8% average, making 271-of-277 tries. He has collected 846 points and broken the 100-point barrier in six seasons. The longest game-winning kick came against a victory over the Oakland Raiders January 6, 2002 - a 53-yard bomb with 0:59 seconds remaining.

- He opened the 2002 season hitting 3-of-4 field goals with two extra points with a long of 45 yards at Buffalo (9/8).
- He kicked a game-winner with 2:17 remaining in the fourth quarter vs. Miami (11/10), and marked his seventh game winner in six seasons in the NFL and also pushed him over 600 points for his career.
- He was successful on three field goal attempts at New England (12/22) and reached the 100-point mark for the fifth time in his six-year career.
- He was a perfect 6-for-6 on his PATs against Green Bay (12/29) in the final game of the season. He did not miss against Indy (1/4/03) in the Wild Card playoff game, hitting five extra points and two field goals.

2001 Season:

- Hall played in all 16 regular season games and one playoff game, connecting on 24-of-31 FG and 32-of-32 PATs. He made his fifth career game-winning FG in the team's 13-12 win at Carolina (10/28).
- Hall became the fourth player in team history to eclipse the 500-point mark (502) vs. New England (12/2) when he made the first of his three FG's on the day. He connected on three FG's vs. Buffalo (12/30) and moved into third place on the team's all-time scoring list.
- Hall made a 53-yard FG to give the Jets a 24-22 lead over Oakland (1/6) with :59 seconds left to secure the Club's first playoff appearance since 1998.

2000 Season:

• Hall played in the first 15 regular season games while inactive for the last game, finishing 21-of-32 on field goals and made all 30 PATs. His nine touchbacks were sixth best in the AFC.

1999 Season:

• Hall led the team with 108 points on 27-of-33 FG (81.8%) and 27-of-29 PAT. Became the fastest player in team history to reach the 300-point mark when he connected on a 33-yard FG at Indianapolis 11/28.
• He was named AFC Special Teams Player of the Week for his 13-point performance vs. Seattle (1/2).

1998 Season:

• He connected on 25-of-35 FG attempts and was 45-of-46 on PATs, tied a career-high with 120 points. Hall kicked a game-winning 32-yard FG with 0:02 remaining at Kansas City (11/1). He hit FGs of 52 and 30-yard and was four of four on PATs in Divisional Playoff vs. Jacksonville (1/10).

1997 Season:

• Hall earned consensus All-Rookie honors after hitting 36-of-36 PATs and 28-of-41 field goal attempts in 1997.
• He holds the modern-day NFL record for touchbacks in a season, with 29. He scored 120 points on 28 FGs and 36-36 on PATs.
• He was also named to the *Pro Football Weekly*,

Football News and College & Pro Football Weekly all-Rookie teams.

• Hall was three of four on FGs vs. Minnesota (11/23). His 51-yard FG was his fourth FG over 50-yards, setting a NFL rookie record.

College/Personal:

• Hall finished as Wisconsin's fifth all-time leading scorer (186 points).
• He finished his career ranked second on the Badgers all-time list in extra points (99) and attempts (105) and third in FGs (29) and attempts (51). He owned the school record for longest FG (60 yards).
• Hall is a native of Port Charlotte, FL, where he attended Port Charlotte High School.
• Hall majored in consumer science during his time at the University of Wisconsin.
• Hall married his longtime girlfriend, Christina during the 2004 offseason. During the 2005 offseason they had a son, Brady.

Single-Game Highs

FG Attempts: 6 at Indianapolis (11/23/01)

FG Made: 5 at Indianapolis (11/23/01)

Points: 17 at Indianapolis (11/23/01)

Long: 55, twice, last vs. N.Y. Jets (9/4/03)

Hall Career Statistics

Year	Team	SCORING										
		GP	FG	FGA	Pct	Lg	Blok	XP	XPA	Pct	Blok	Points
1997	NYJ	16	28	41	68.3	55	1	36	36	100	0	120
1998	NYJ	16	25	35	71.4	54	3	45	46	97.8	0	120
1999	NYJ	16	27	33	81.8	48	0	27	29	93.1	0	108
2000	NYJ	15	21	32	65.6	51	1	30	30	100	0	93
2001	NYJ	16	24	31	77.4	53	1	32	32	100	0	104
2002	NYJ	16	24	31	77.4	46	5	35	37	94.6	2	107
2003	WAS	16	25	33	75.8	55	1	26	27	96.3	1	101
2004	WAS	8	8	11	72.7	46	0	13	13	100	0	37
2005	WAS	10	12	14	85.7	43	0	27	27	100	0	63
Totals		129	194	261	74.3	55	12	271	277	97.8	3	853

Year	Team	FIELD GOALS									
		1-19	Pct	20-29	Pct	30-39	Pct	40-49	Pct	50+	Pct
1997	NYJ	1/1	100.0	10/11	90.9	11/17	64.7	2/6	33.3	4/6	66.7
1998	NYJ	0/0	0.0	9/9	100.0	9/13	69.2	6/10	60.0	1/3	33.3
1999	NYJ	0/0	0.0	3/4	75.0	17/17	100.0	7/12	58.3	0/0	0.0
2000	NYJ	0/0	0.0	8/9	88.9	6/8	75.0	6/12	50.0	1/3	33.3
2001	NYJ	1/1	100.0	8/8	100.0	5/7	71.4	7/9	77.8	3/6	50.0
2002	NYJ	0/0	0.0	9/9	100.0	9/11	81.8	6/10	60.0	0/1	0.0
2003	WAS	0/0	0.0	8/8	100.0	7/9	77.8	6/9	66.7	4/7	57.1
2004	WAS	1/1	100.0	3/3	100.0	3/3	100.0	1/3	33.3	0/1	0.0
2005	WAS	1/1	100.0	3/3	100.0	3/3	100.0	5/6	83.3	0/1	0.0
Totals		4/4	100.0	61/64	95.3	70/88	79.5	46/77	59.7	13/28	46.4

PLAYOFFS

Year	Team	SCORING										
		GP	FG	FGA	Pct	Lg	Blok	XP	XPA	Pct	Points	
1998	NYJ	2	3	4	75.0	52	0	5	5	100.0	14	
2001	NYJ	1	1	3	33.3	45	1	3	3	100.0	6	
2002	NYJ	2	3	4	75.0	41	0	6	6	100.0	15	
2005	WAS	2	2	3	66.7	47	0	3	3	100.0	9	
Post-season totals		7	9	14	64.3	52	1	17	17	100.0	44	

Year	Team	FIELD GOALS									
		1-19	Pct	20-29	Pct	30-39	Pct	40-49	Pct	50+	Pct
1998	NYJ	0/0	0.0	0/0	0.0	2/2	100.0	0/1	0.0	1/1	100.0
2001	NYJ	0/0	0.0	0/0	0.0	0/0	0.0	1/3	33.3	0/0	0.0
2002	NYJ	0/0	0.0	0/0	0.0	2/2	100.0	1/2	50.0	0/0	0.0
2005	WAS	0/0	0.0	1/1	100.0	0/1	0.0	1/1	100.0	0/0	0.0
Post-season totals		0/0	0.0	1/1	100.0	4/5	80.0	3/7	42.9	1/1	100.0

Additional statistics: Punted five times for 206 yards (41.2 gross average, 35.2 net), 0 TB, and 2 In20 in career

Hall Game-by-Game Statistics

2005										
Date	Opp	FG	FGA	Pct	Lg	Blk	XP	XPA	Pct	Points
9/11	CHI	3	3	100.0	43	0	0	0	0.0	9
9/19	at DAL	IA								
10/2	SEA	IA								
10/9	at DEN	IA								
10/16	at KC	IA								
10/23	SF	IA								
10/30	at NYG	DNP								
11/6	PHI	1	1	100.0	24	0	2	2	100.0	5
11/13	at TB	2	2	100.0	40	0	3	3	100.0	9
11/20	OAK	2	2	100.0	25	0	1	1	100.0	7
11/27	SD	1	2	50.0	38	0	2	2	100.0	5
12/4	at STL	1	2	50.0	38	0	3	3	100.0	6
12/11	at AZ	1	1	100.0	41	0	2	2	100.0	5
12/18	DAL	0	0	0.0	0	0	5	5	100.0	5
12/4	NYG	0	0	0.0	0	0	5	5	100.0	5
1/1	at PHI	1	1	100.0	25	0	4	4	100.0	7
	Totals	12	14	85.7	43	0	27	27	100.0	63

Postseason										
Date	Opp	FG	FGA	Pct	Lg	Blk	XP	XPA	Pct	Points
1/7	at TB	1	1	100.0	47	0	2	2	100.0	5
1/14	at SEA	1	2	50.0	26	0	1	1	100.0	4
	Totals	2	3	66.7	47	0	3	3	100.0	9

2004										
Date	Opp	FG	FGA	Pct	Lg	Blk	XP	XPA	Pct	Points
9/12	TB	3	4	75.0	34	0	1	1	100.0	10
9/19	at NYG	0	1	0.0	0	0	2	2	100.0	2
9/27	DAL	1	1	100.0	19	0	1	1	100.0	4
10/3	at CLE	2	2	100.0	31	0	1	1	100.0	7
10/10	BAL	1	1	100.0	26	0	1	1	100.0	4
10/17	at CHI	IA								
10/31	GB	IA								
11/7	at DET	IA								
11/14	CIN	IA								
11/21	at PHI	IA								
11/28	at PIT	0	0	0.0	0	0	1	1	100.0	1
12/5	NYG	1	1	100.0	46	0	4	4	100.0	7
12/12	PHI	0	1	0.0	0	0	2	2	100.0	2
12/18	at SF	IR								
12/26	at DAL	IR								
1/2	MIN	IR								
	Totals	8	11	72.7	46	0	13	13	100.0	37

2004										
Date	Opp	FG	FGA	Pct	Lg	Blk	XP	XPA	Pct	Points
9/4	NYJ	3	3	100.0	55	0	1	1	100.0	10
9/14	at ATL	1	2	50.0	54	0	4	4	100.0	7
9/21	NYG	2	4	50.0	42	0	1	1	100.0	7
9/28	NE	2	3	66.6	39	1	2	2	100.0	8
10/3	at PHI	4	4	100.0	53	0	1	1	100.0	13
10/12	TB	2	2	100.0	51	0	1	1	100.0	7
10/19	at BUF	0	0	0.0	0	0	1	1	100.0	1
11/2	at DAL	0	0	0.0	0	0	0	1	0.0	0
11/9	SEA	2	2	100.0	34	0	3	3	100.0	9
11/16	at CAR	1	2	50.0	23	0	2	2	100.0	5
11/23	at MIA	3	3	100.0	31	0	2	2	100.0	11
11/30	NO	2	2	100.0	49	0	2	2	100.0	8
12/7	at NYG	2	3	66.6	41	0	2	2	100.0	8
12/14	DAL	0	0	0.0	0	0	0	0	0.0	0
12/21	at CHI	1	2	50.0	27	0	3	3	100.0	6
12/27	PHI	0	1	0.0	0	0	1	1	100.0	1
	Totals	25	33	75.8	55	1	26	27	96.2	101

Hall Game-by-Game Statistics

2002										
Date	Opp	FG	FGA	Pct	Lg	Blk	XP	XPA	Pct	Points
9/8	at BUF	3	4	75.0	45	0	2	2	100.0	11
9/15	NE	0	0	0.0	0	0	1	1	100.0	1
9/22	at MIA	1	1	100.0	20	0	0	0	0.0	3
9/29	at JAX	1	1	100.0	46	0	0	0	0.0	3
10/6	KC	1	2	50.0	25	0	2	2	100.0	5
10/20	MIN	2	3	66.7	38	1	2	2	100.0	8
10/27	CLE	0	1	0.0	0	1	3	3	100.0	3
11/3	at SD	3	4	75.0	0	1	5	5	100.0	3
11/10	MIA	2	2	100.0	38	1	1	1	100.0	14
11/17	at DET	1	1	100.0	22	0	2	3	66.6	5
11/24	BUF	1	2	50.0	23	0	4	4	100.0	7
12/2	at OAK	2	3	66.7	45	1	2	2	100.0	8
12/8	DEN	2	2	100.0	43	0	1	2	50.0	7
12/15	at CHI	2	2	100.0	42	0	1	1	100.0	7
12/22	at NE	3	3	100.0	43	0	3	3	100.0	12
12/29	GB	0	0	0.0	0	0	6	6	100.0	6
	Totals	24	31	77.4	46	5	35	37	94.8	103

Postseason										
Date	Opp	FG	FGA	Pct	Lg	Blk	XP	XPA	Pct	Points
1/4	INDY	2	2	100.0	41	0	5	5	100.0	11
1/12	at OAK	1	2	50.0	38	0	1	1	100.0	4
	Totals	3	4	75.0	41	0	6	6	100.0	15

2001										
Date	Opp	FG	FGA	Pct	Lg	Blk	XP	XPA	Pct	Points
1/9	INDY	1	1	100.0	22	0	3	3	100.0	6
1/23	at NE	1	1	100.0	26	0	1	1	100.0	4
10/1	SF	1	2	50.0	24	1	2	2	100.0	5
10/7	at BUF	0	0	0.0	0	0	6	6	100.0	6
10/14	MIA	0	1	0.0	0	0	3	3	100.0	3
10/21	STL	0	0	0.0	0	0	2	2	100.0	2
10/28	at CAR	2	2	100.0	43	0	1	1	100.0	7
11/4	at NO	3	4	75.0	47	0	1	1	100.0	10
11/11	KC	2	2	100.0	51	0	3	3	100.0	9
11/18	at MIA	1	1	100.0	43	0	3	3	100.0	6
12/2	NE	3	3	100.0	50	0	1	1	100.0	10
12/9	at PIT	0	1	0.0	0	0	1	1	100.0	1
12/16	CIN	1	3	33.3	24	0	0	0	0.0	3
12/23	at INDY	5	6	83.3	48	0	2	2	100.0	17
12/30	BUF	3	3	100.0	33	0	0	0	0.0	9
1/6	at OAK	1	1	100.0	53	0	3	3	100.0	6
	Totals	24	31	77.4	53	1	32	32	100.0	104

Postseason										
Date	Opp	FG	FGA	Pct	Lg	Blk	XP	XPA	Pct	Points
1/12	at OAK	1	3	33.3	45	1	3	3	100.0	6

2000										
Date	Opp	FG	FGA	Pct	Lg	Blk	XP	XPA	Pct	Points
9/3	at GB	2	4	50.0	39	0	2	2	100.0	8
9/12	NE	0	0	0.0	0	0	2	2	100.0	2
9/17	BUF	2	3	66.6	51	0	3	3	100.0	9
9/24	at TB	2	2	100.0	41	0	1	1	100.0	7
10/9	PIT	1	2	50.0	40	1	0	0	0.0	3
10/15	at NE	2	3	66.6	38	0	4	4	100.0	10
10/23	MIA	2	2	100.0	40	0	4	4	100.0	10
10/29	at BUF	2	2	100.0	40	0	2	2	100.0	8
11/5	DEN	3	3	100.0	45	0	2	2	100.0	11
11/12	at INDY	0	2	0.0	0	0	1	1	100.0	1
11/19	at MIA	2	2	100.0	39	0	2	2	100.0	8
11/26	CHI	1	2	50.0	20	0	2	2	100.0	5
12/3	INDY	2	3	66.6	45	0	3	3	100.0	9
12/11	at OAK	0	0	0.0	0	0	1	1	100.0	1
12/17	DET	0	2	0.0	0	0	1	1	100.0	1
12/24	at BAL	IA								
	Totals	21	32	65.6	51	1	30	30	100.0	93

Hall Game-by-Game Statistics

2000

Date	Opp	FG	FGA	Pct	Lg	Blk	XP	XPA	Pct	Points
9/12	NE	0	0	0.0	0	0	2	2	100.0	2
9/19	at BUF	1	1	100.0	31	0	0	0	0.0	3
9/26	WAS	2	2	100.0	37	0	2	2	100.0	8
10/3	at DEN	0	1	0.0	0	0	3	3	100.0	3
10/11	JAX	2	2	100.0	42	0	0	0	0.0	6
10/17	INDY	2	3	66.6	45	0	1	1	100.0	7
10/24	at OAK	3	3	100.0	43	0	2	2	100.0	11
11/7	AZ	2	4	50.0	44	0	0	0	0.0	6
11/15	at NE	1	1	100.0	26	0	3	3	100.0	6
11/21	BUF	1	1	100.0	36	0	2	2	100.0	5
11/28	at INDY	2	2	100.0	33	0	0	0	0.0	6
12/5	at NYG	0	0	0.0	0	0	4	4	100.0	4
12/12	MIA	3	4	75.0	46	0	1	3	33.3	10
12/19	at DAL	3	4	75.0	47	0	1	1	100.0	10
12/27	at MIA	1	1	100.0	48	0	5	5	100.0	8
1/2	SEA	4	4	100.0	35	0	1	1	100.0	10
	Totals	27	33	81.8	48	0	27	29	93.1	105

1998

Date	Opp	FG	FGA	Pct	Lg	Blk	XP	XPA	Pct	Points
9/6	at SF	3	4	75.0	32	0	3	3	100.0	12
9/13	BAL	1	2	50.0	20	0	1	1	100.0	4
9/20	INDY	1	1	100.0	36	0	4	5	80.0	7
10/4	MIA	2	3	66.6	47	1	2	2	100.0	8
10/11	at STL	1	1	100.0	54	0	1	1	100.0	4
10/19	at NE	1	2	50.0	23	1	3	3	100.0	6
10/25	ATL	0	0	0.0	0	0	4	4	100.0	4
11/1	at KC	2	4	50.0	32	0	2	2	100.0	8
11/8	BUF	2	2	100.0	49	0	4	4	100.0	10
11/15	at INDY	3	4	75.0	40	0	2	2	100.0	11
11/22	at TEN	1	2	50.0	43	0	3	3	100.0	6
11/29	CAR	4	4	100.0	38	0	4	4	100.0	16
12/6	SEA	2	2	100.0	20	0	2	2	100.0	8
12/13	at MIA	0	1	0.0	0	1	3	3	100.0	3
12/19	at BUF	1	2	50.0	48	0	2	2	100.0	5
12/27	NE	1	1	100.0	36	0	4	4	100.0	7
	Totals	25	35	71.4	54	3	44	45	97.7	119

1997

Date	Opp	FG	FGA	Pct	Lg	Blk	XP	XPA	Pct	Points
8/31	at SEA	2	2	100.0	55	0	5	5	100.0	11
9/7	BUF	3	4	75.0	52	0	2	2	100.0	11
9/14	at NE	1	2	50.0	27	1	3	3	100.0	6
9/21	OAK	3	3	100.0	47	0	2	2	100.0	11
9/28	at CIN	1	2	50.0	44	0	4	4	100.0	7
10/5	at INDY	3	3	100.0	53	0	1	1	100.0	10
10/12	MIA	0	1	0.0	0	0	2	2	100.0	2
10/19	NE	1	4	25.0	35	0	3	3	100.0	6
11/2	BAL	4	5	80.0	37	0	1	1	100.0	13
11/9	at MIA	1	2	50.0	29	0	2	2	100.0	5
11/16	at CHI	3	4	75.0	36	0	2	2	100.0	11
11/23	MIN	3	4	75.0	51	0	2	2	100.0	11
11/30	at BUF	1	2	50.0	22	0	1	1	100.0	4
12/7	INDY	0	1	0.0	0	0	2	2	100.0	2
12/14	TB	1	1	100.0	32	0	4	4	100.0	7
12/21	at DET	1	1	100.0	32	0	1	1	100.0	4
	Totals	28	41	68.3	55	1	37	37	100.0	121

OWNERSHIP
 COACHES
 PLAYERS
 STATISTICS
 RECORDS
 HISTORY
 SIDELINES

57 WARRICK HOLDMAN

LINEBACKER



Height: 6-1
 Weight: 243
 Birthdate: 10/22/75
 Texas A & M
 Elsik High School
 Alief, TX
 8th NFL Season



NFL Acquisition: Selected by the Chicago Bears in the fourth round (106th overall) in the 1999 NFL Draft.

How Acquired: Signed by the Redskins as a unrestricted free agent on May 17, 2005.

2005 Season:

- Holdman started seven games and played in 14 at WLB and on special teams units. He had 38 tackles (23 solo) and one fumble recovery.
- He started and played his first game with Washington vs. Chicago (9/11) and had three tackles.
- He recorded his season-high seven tackles vs. SF (10/24).
- He posted four tackles (one solo) and one fumble recovery at Arizona (12/11).

Pro Career:

2004 Season:

- Holdman appeared in 16 games with 14 starts for the Browns, posting 110 tackles (56 solo) with a half sack and three pass breakups.
- He finished second on the team in total tackles.
- He had a season-high 12 tackles at Cincinnati (11/28/04) and totaled three games with double-digit tackle marks.
- Against the New York Jets (11/21) he had 10 tackles (seven solo) and a half sack.

2003 Season:

- In his fifth season with the Bears, returned from a knee injury to start 13 games and totaled 79 tackles, including 58 solos.
- Holdman opened the season with a season-high 12 tackles at San Francisco (9/7), adding one TFL and one forced fumble.
- He ranked second on the club with 11 tackles at Minnesota (9/14) and recorded six tackles, fourth solo, vs. Green Bay (9/29). He tied for team-high with eight tackles vs. Oakland (10/5), before leaving the game in the 2nd quarter with an ankle injury.

2002 Season:

• Holdman started first four games before suffering a season-ending right knee injury. In the games he played he recorded 26 tackles, one forced fumble and two pass deflections.

2001 Season:

• Holdman came back strong after rehabilitating his injured left knee, starting 15 of 16 games, ranking



Holdman in Brief:

Holdman joined the Redskins as a free agent signee during the 2005 offseason and added depth to the aggressive linebacker unit that the Redskins defense employs. He stepped in adequately last season and started seven games and appeared in 14, posting 38 tackles (23 solo) and added a fumble recovery. Having played under linebackers coach Dale Lindsey and defensive coordinator Greg Blache in Chicago, Holdman brings the experience, talent and knowledge to be effective in this system. He played five seasons in Chicago and one season in Cleveland before joining the Redskins, and has started 68 games and playing in 89 with 560 tackles (364 solo) and four sacks, one interception with nine forced fumbles and two fumble recoveries.

second on the team with a career-high 145 tackles and first with 101 solo tackles. He also tied for team-lead with three forced fumbles and recorded the first six pass deflections of his career.

- Led team vs. Minnesota on (9/23), with 12 tackles, including one forced fumble. He then had a team-high nine tackles at Atlanta on (10/7), including one sack, one forced fumble and one pass deflection.

2000 Season:

- He had a superb sophomore season, where he racked up 87 tackles despite missing the final six games of the year due to a left knee injury and also added nine tackles on special teams. He was the starting WLB for the first 10 games.
- He had a team-high 11 tackles in season-opener at Minnesota (9/3) and posted nine tackles vs. the N.Y. Giants (9/17), adding one special teams stop.
- He registered a season-high 13 tackles vs. Detroit on (9/24), including 10 solo tackles and one TFL. He equaled a team-high with 10 tackles at Green Bay on (10/1), including one forced fumble.
- Holdman made 12 tackles, including a career-high 11 solos and one TFL vs. New Orleans on (10/8).

1999 Season:

- He opened season as nickel linebacker and on special teams before landing a starting spot on the weak side.

• He played in all 16 games, starting the last five, and ranked fifth on the team with 75 tackles, averaging nine tackles over the final five games of the season. He also had two sacks, two forced fumbles, one fumble recovery and 11 special teams tackles.

College/Personal:

- Holdman started 40 games for Texas A&M from 1995-98, including every game at SLB over his final three seasons, recording 294 tackles, 46 TFL, 16.5 sacks and seven forced fumbles. He played both SLB and WLB.
- He was an honorable mention All-American and first-team All-Big 12 by College Sports News as a senior, finishing third on his team with 95 tackles and 23 TFL.

- He also led Aggies with eight pass deflections and a career-high seven sacks while adding five forced fumbles, two fumble recoveries and one interception.
- Holdman was named *USA Today* National Player-of-the-Week and Big 12 Defensive Player-of-the-Week after recording eight tackles, two TFL, one sack and one fumble recovery in the end zone vs. Nebraska.
- He majored in recreation, parks and tourism sciences.
- Holdman Super Prep All-American selection, first team Class 5A all-state and all-greater Houston first team as a senior at Elsie H.S. in Alief, Texas. He was Rated as one of the top LBs in the nation after totaling 151 tackles and three sacks as a senior
- He is the only child of James and Gale Taylor.
- Holdman took part in the Target Shopping spree for needy families that was set up by Renaldo and LaTanya Wynn's Family of Faith Foundation as well as the Redskins Charitable Foundation. Each family received a \$100 gift card that could be used on presents that the players helped the children pick out.

Single-Game Highs

Total Tackles: 15 at Tampa Bay (11/18/01)
Solo Tackles: 11, twice, last at Tampa Bay (11/18/01)
Interceptions: 1 at Detroit (12/30/01)
Sacks: 1, four times, last vs. Minnesota (9/8/02)

Holdman Career Statistics

Year	Team	GP	GS	Tot	TACKLES			Yds	INTERCEPTIONS					FUMBLES			
					Solo	Asst	Sk		No	Yds	Lg	TD	PD	FF	FR	Yds	TD
1999	CHI	16	5	75	49	26	2	26	0	0	0	0	0	2	1	33	0
2000	CHI	10	10	87	63	24	0	0	0	0	0	0	3	1	0	0	0
2001	CHI	16	15	145	101	44	1.5	15	1	0	0	0	9	3	0	0	0
2002	CHI	4	4	26	16	10	0	0	0	0	0	0	1	1	0	0	0
2003	CHI	13	13	79	56	23	0	0	0	0	0	2	1	0	0	0	0
2004	CLE	16	14	110	56	54	0.5	3.5	0	0	0	0	2	1	0	0	0
2005	WAS	14	7	38	23	15	0	0	0	0	0	0	1	0	1	0	0
Totals		89	68	560	364	196	4	44.5	1	0	0	0	18	9	2	33	0

PLAYOFFS

Year	Team	GP	GS	Tot	TACKLES			Yds	INTERCEPTIONS					FUMBLES				
					Solo	Asst	Sk		No	Yds	Lg	TD	PD	FF	FR	Yds	TD	
2001	CHI	1	1	8	7	1	0	0	0	0	0	0	0	0	0	0	0	0
2005	WAS	2	0	3	1	2	0	0	0	0	0	0	0	0	0	0	0	0
Totals		3	1	11	8	3	0	0	0	0	0	0	0	0	0	0	0	0

Additional statistics: Special Teams Tackles: 1999 (11); 2000 (9)

84 TAYLOR JACOBS**WIDE RECEIVER**

Height: 6-0
Weight: 202
Birthdate: 5/30/81
Florida
Florida A & M High School
Tallahassee, FL
4th NFL Season



How Acquired: Taylor was selected by the Redskins in the second round (44th overall) of the 2003 NFL Draft.

2005 Season:

- Jacobs started three games and appeared in 15 as a wide receiver and on special teams units. He posted 11 catches for 100 yards for a 9.1 average.
- Had a season-high four receptions for 44 yards vs. San Diego (11/27).

Pro Career:**2004 Season:**

- Jacobs began to emerge last season when he started four games and played in 15 and had 16 catches for 178 yards and a long of 45 yards.
- He had a season-high five catches for 30 yards vs. Green Bay (10/31).
- At Detroit (11/7), Jacobs blocked a punt that was returned by Walt Harris for a touchdown.
- In the season finale against Minnesota (1/2), he had three catches for 56 yards including a career-long 45-yard reception to set-up a touchdown.

2003 Season:

- Jacobs appeared in eight games for the Redskins and caught three passes for 37 yards and a touchdown. After a promising training camp, Jacobs suffered an abdominal injury during the final preseason game and fought the injury throughout the beginning of the season.
- He made his NFL debut as a reserve wideout and special teamer vs. New England (9/28).
- Jacobs made his first career reception at Philadelphia (10/3), a four-yard catch.
- He scored his first career touchdown on a 14-yard out route from Patrick Ramsey at Dallas (11/2).
- At the end of the season, Jacobs began contributing on special teams. He finished with two special teams tackles.

College/Personal:

- Jacobs played in 44 games at Florida with 18 starts for 1,397 plays and also played in the 2000 Citrus Bowl and the 2001 Sugar Bowl and started the 2002 Orange Bowl.

Single-Game Highs

Receptions: 5 vs. Green Bay (10/31/04)
Yards: 56 vs. Minnesota (1/2/05)
Long: 45 vs. Minnesota (1/2/05)
Touchdowns: 1 at Dallas (11/2/03)

Jacobs in Brief:

Jacobs is now in his fourth season with the Redskins after solid performances on special teams and breaking into the lineup at receiver. He has started seven games and played in 38 during his career, with 30 catches for 315 yards with one touchdown. Last season he started three games and had 11 receptions for 100 yards. He was drafted by the Redskins in the second round (44th overall) of the 2003 NFL draft after finishing his college career ranked eighth in catches with 133 and ninth in yards (2,097) All-Time at Florida.

- He ranks eighth in school history with 133 career receptions and ninth with 2,097 career-receiving yards and averaged 15.7 yards per catch and 16 touchdowns.
- During his senior season, he was considered Florida's and the SEC's most productive receiver. Jacobs started all 11 games and led the receivers with 699 plays. He was one of 10 semifinalists for the Biletnikoff Award and was first-team All-SEC.
- He was named MVP of the 2002 Orange Bowl after torching Maryland with 10 catches for 170 yards and two touchdowns.
- After completing his senior season, he was selected to play in the Senior Bowl and the Hula Bowl. His 6.45 catches per game ranks second in school history, behind Carlos Alvarez's 8.8 catches per game in 1969, while he finished with a record 71 receptions by a senior, a total that ranks third overall in school history.
- He ranks fifth in UF history with 98.9 receiving yards per game and seventh with 1,088 receiving yards in a season. He also led the SEC and UF in receiving yards per game (98.9) and receptions per game (6.45) and posted a school record-breaking 246 yards receiving vs. UAB, the seventh best in SEC history.
- He set a Gator game record, averaging 30.75 yards per catch (min. eight receptions) vs. UAB and was named SEC Offensive Player of the Week for his performance. He was one of eight UF players to have consecutive 100-yard receiving games (TN, KY in 2002) in school history and finished tied for third in UF history with combined catches in two consecutive games (21) and ranked fourth with yards combined in two consecutive games (324) vs. Tennessee and Kentucky.

• He also has a background in track, and qualified for the 2002 NCAA Indoor Track and Field Championships in the 200-meter dash with the eighth fastest time in UF history.

• Jacobs was one of the state's top wide receiver prospects who gained All-American recognition towards the end of his career at Florida A & M High School. His father Harry, was his coach at FAMU High. He was named to PrepStar's All-America Team and that publication ranked him the top dozen wide receiver

prospects in the SEC region. He also lettered in baseball and track.

• His father was a standout running back at South Carolina State.

• He was also a top shortstop/centerfield prospect in high school, and in 10th grade his fastball was clocked at 94.5 mph. He is inspired by his brother, Evan, who has Down Syndrome.

• He has a wife Christine and a daughter, Grace.

Jacobs Career Statistics

Year	Team	GP	GS	RECEIVING					RUSHING				
				No	Yds	Avg	Lg	TD	Att	Yds	Avg	Lg	TD
2003	WAS	8	0	3	37	12.3	19t	1	0	0	0.0	0	0
2004	WAS	15	4	16	178	11.1	45	0	1	-6	-6.0	-6	0
2005	WAS	15	3	11	100	9.1	24	0	0	0	0.0	0	0
Totals		38	7	30	315	10.5	45	1	1	-6	-6.0	-6	0

PLAYOFFS

Year	Team	GP	GS	RECEIVING					RUSHING				
				No	Yds	Avg	Lg	TD	Att	Yds	Avg	Lg	TD
2005	WAS	2	0	3	19	6.3	16	0	0	0	0.0	0	0
Postseason		2	0	3	19	6.3	16	0	0	0	0.0	0	0

Additional statistics: none
Fumbles-lost: none

76 JON JANSEN



Height: 6-6
Weight: 308
Birthdate: 1/28/76
Michigan
Clawson High School
Clawson MI
7th NFL Season

OFFENSIVE TACKLE



How Acquired: Washington selected Jansen in the second round (37th overall) of 1999 NFL Draft.

2005 Season:

- Jansen started all 16 games in 2005.
- He, along with the rest of the offensive line, helped Clinton Portis rush for a franchise-record 1,516 yards.
- At Denver (10/9) in Week 5, he was part of an offensive line that did not allow a sack in 53 pass attempts.

Pro Career:

2004 Season:

- Jansen ruptured his Achilles tendon in the preseason exhibition Hall of Fame game on (8/9) and was out for the entire season.
- He spent the season in rehabilitation and around the facility during the course of year supporting the coaching staff and his teammates.

2003 Season:

- Jansen played in and started all 16 games at right tackle for the Redskins for the fifth straight season and was team captain. He was matched up with some of the



Jansen in Brief:

Jansen is the senior and veteran leader of the Redskins, leading all players with his six straight years of service in the burgundy-and-gold. Consistently one of the teams captains, Jansen has anchored the offensive line and has revived Redskins football back into playoff contention. Considered one of the most dominant and durable tackles in the league, Jansen had a stellar season last year starting all 16 games at right tackle after returning from a torn Achilles in 2004. He has been the Redskins most consistent and relied upon players since being drafted by the team in the second round (37th overall) in the 1999 NFL Draft. Jansen has started 96 career games, only missing the 2004 season.

league's best pass rushers week-to-week, holding his own and help shutting down opponent defenses.

- He held Pro Bowl defensive end Michael Strahan to zero sacks and only two tackles vs. New York Giants (9/21).

2002 Season:

- At the conclusion of the 2002 season, Jansen was voted by teammates as the recipient of the NFL's 'Unsung Hero' Award.
- Jansen started all 16 games at right tackle for the fourth straight season, living up to his nickname: "The Rock".
- He is regarded as one of the best tackles in the NFL and part of the best bookend tandem of tackles when paired with Pro Bowler Chris Samuels.
- Jansen helped the Redskins rush for 1,889 yards.

2001 Season:

- Jansen started all 16 games for the third straight season. He has started every game in his career (50, including two playoff games).
- He earned the game ball, along with the rest of the offensive line, for making way for the offense to rush for a season-high 226 yards in the Redskins 27-14 win over Seattle (11/4). He and the unit earned another game ball for their outstanding play in Week 16 after the Redskins beat the Saints 40-10.
- Jansen's blocking helped running back Stephen Davis eclipse the team record with 1,432 yards rushing, third in the NFL and first in the NFC.

2000 Season:

- On an offensive line decimated with injuries, Jansen didn't miss a snap. He was one of four players on offense to start each game and has now started every game in his career (34), including two playoff contests.

1999 Season:

- Jansen was a valuable addition to a Skins offensive line that allowed 31 sacks compared with a franchise record 61 in 1998. He started all 16 regular season games and both playoff games.
- He made a huge impact in mini-camp, training camp and the preseason, impressing coaches with his ability to grasp the Redskins system. He was part of an offensive line that earned game balls for allowing no sacks in a 50-21 win over the Giants in Week 2.

College/Personal:

- Jansen was a two-time First-Team All-Big Ten selection at Michigan. He set a school record with 50 straight starts, all at RT, earning the nickname "Rock."
- As a senior in 1998, he was named a First-Team All-American by the Burger King American Football Coaches Association. He paced Michigan's down lineman with 106 knockdowns on an offense that gained 4,955 yards.
- He was Michigan's co-captain as a senior and junior and fortified an offense that posted 4,652 yards en route to the National Championship.
- Jansen earned All-Midwest and Detroit News Blue Chip honors as a TE at Clawson High (MI).
- He posted 68 career catches and made 202 tackles, four sacks and four INTs at LB to earn Oakland County Defensive MVP honors.
- Jansen, his wife, Martha, and their baby daughter Lucy live in Purcellville, VA with their dogs Rocket, Roscoe, Diesel and Tug.
- For the past three NFL Drafts, he served as an ESPN analyst. Along with four other NFL veterans, he took part in a roundtable discussion commenting on his draft experiences, thoughts on the draft and the offseason.

Jansen Career Statistics

Year	Team	G	GS
1999	Washington	16	16
2000	Washington	16	16
2001	Washington	16	16
2002	Washington	16	16
2003	Washington	16	16
2004	Washington	Injured Reserve	
2005	Washington	16	16
Career	Totals	96	96

32 ADEBOLA JIMOH

CORNERBACK



Height: 6-1
 Weight: 190
 Birthdate: 4/18/80
 Utah State
 El Camino Real High School
 Canoga Park, CA
 4th NFL Season



How Acquired: The Redskins signed Jimoh in April 2003 as an undrafted rookie free agent.

2005 Season:

- Jimoh played in all 16 games both as a reserve cornerback and on special teams units.
- He posted 10 tackles (nine solo) and finished fifth on the team in special teams stops with 20.

Pro Career:

2004 Season:

- Jimoh played in 15 games as a reserve and solid special teams contributor.
- He finished the season with five tackles (five solo) and also placed tied for third on the team in special teams stops with 20.
- In the season opener vs. Tampa Bay (9/12), Jimoh had a team-high five special teams tackles.
- He was placed on injured reserve on December 29 after suffering an ankle injury.

2003 Season:

- Jimoh appeared in all 16 games with the Redskins as a reserve cornerback but primarily on special teams.
- He posted five tackles (four solo), all in one game at Chicago (12/21) due to injury.
- He also had five special teams tackles.

Single-Game Highs

Total Tackles: 5 at Chicago (12/21/03)
Solo Tackles: 4 at Chicago (12/21/03)



Jimoh in Brief:

Jimoh has developed into a bright addition to the Redskins secondary and the special teams units in his three seasons with the club. He placed fifth on the squad in teams tackles with 20 this past season and played in 16 games as a reserve on defense.

College/Personal:

- Jimoh played collegiate ball at Utah State, playing in all 11 games for the Aggies in 2002. He recorded one interception for three yards and 53 tackles (34 solo). He started nine games at cornerback in 2001 and registered 39 tackles and an interception.
- He started all 11 games at left corner his sophomore campaign in 2000 and earned second team All-Big West honors. He also shared the team lead with two interceptions and had a team-high 12 pass deflections and a blocked kick.
- He grew up in Canoga Park, CA and attended El Camino Real High School where he was a two-year letterman and was a second-team all-league selection as well as a preseason third-team all-area pick.
- He also played basketball and ran track and was named the school's top scholar-athlete and earned an academic scholarship to Utah State.
- He is married to Elizabeth and has two daughters, Jenessa and Jenae and a son Jeremiah.
- Jimoh majored in marketing at Utah State.

Jimoh Career Statistics

Year	Team	GP	GS	Tot	TACKLES			Yds	INTERCEPTIONS					FUMBLES				
					Solo	Asst	Sk		No	Yds	Lg	TD	PD	FF	FR	Yds	TD	
2003	WAS	16	0	5	4	1	0	0	0	0	0	0	0	0	0	0	0	0
2004	WAS	15	0	5	5	0	0	0	0	0	0	0	0	0	0	0	0	0
2005	WAS	16	0	10	9	1	0	0	0	0	0	0	2	0	0	0	0	0
Totals		47	0	20	18	2	0	0	0	0	0	0	2	0	0	0	0	0

PLAYOFFS

Year	Team	GP	GS	Tot	TACKLES			Yds	INTERCEPTIONS					FUMBLES				
					Solo	Asst	Sk		No	Yds	Lg	TD	PD	FF	FR	Yds	TD	
2005	WAS	2	0	0	0	0	0	0	0	0	0	0	0	0	0	0	0	0

Additional statistics: Special Teams Tackles: 2003 (5); 2004 (20); 2005 (20), 2005 playoffs (4)

OWNERSHIP

COACHES

PLAYERS

STATISTICS

RECORDS

HISTORY

SIDELINES

91 CEDRIC KILLINGS

DEFENSIVE LINEMAN



Height: 6-2
 Weight: 290
 Birthdate: 12/14/77
 Carson-Newman
 Miami Central High School
 Miami, FL
 4th NFL Season



How Acquired: The Redskins signed Killings as an unrestricted free agent in 2004 and again in 2005.

NFL Acquisition: Killings entered the NFL as an undrafted free agent with the San Francisco 49ers in 2000.

2005 Season:

- Killings played in nine games with one start and posted 17 tackles (10 solo).
- He also played in both postseason games and had four tackles.
- Killings had a season-high four tackles vs. Seattle (10/2).

Pro Career:

2004 Season:

- Killings he was inactive for the final four games of the season after signing with the team in December.
- He played for the Rhein Fire in NFL Europe, posting 32 tackles and three sacks.

2003 Season:

- Killings was with the Minnesota Vikings in 2003 but did not see any action as he was inactive for 14 games.

2002 Season:

- Killings was with the Minnesota Vikings in 2002 but did not see any action as he was inactive for 14 games.

2001 Season:

- He played with the Carolina Panthers but did not see action.



Killings In Brief:

Killings joined the Redskins from NFL Europe in 2004 and has developed into a solid player for the Redskins defensive line. In 2005 he played in nine games and had one start, posting 17 tackles (10 solo). He also appeared in both postseason games and had four tackles.

2000 Season:

- Killings entered the NFL as an undrafted free agent with the San Francisco 49ers in 2000.
- He appeared in 14 games with one start and had 18 tackles (12 solo) and three sacks.

College/Personal:

- Killings attended Carson-Newman where he earned All-America honors four times, starting all 54 games. He was named first team All-SAC and All-South region as a senior.
- He was an All-Dade and All-State performer as a senior at Miami Central High School and also earned All-Dade and All-State honors in the discus and shot put.
- Participated in the Target Shopping spree for needy families that was set up by Renaldo and LaTanya Wynn's Family of Faith Foundation as well as the Redskins Charitable Foundation. Each family received a \$100 gift card that could be used on presents that the players helped the children pick out.
- Killings also took part in the Redskins Harvest Feast which provided food for the holidays to thousands of local residents in need. Killings assisted in handing out over 100,000 pounds of food at FedEx Field.

Single-Game Highs

Total Tackles: 5 vs. St. Louis (10/29/00)

Solo Tackles: 4 vs. Seattle (10/2/05)

Sacks: 1, three times, last at New Orleans (11/5/00)

Killings Career Statistics

Year	Team	GP	GS	Tot	TACKLES			Yds	INTERCEPTIONS					FUMBLES				
					Solo	Assl	Sk		No	Yds	Lg	TD	PD	FF	FR	Yds	TD	
2000	SF	14	1	13	12	6	3	24	0	0	0	0	0	0	0	0	0	0
2001	CAR	4	0	2	2	0	0	0	0	0	0	0	0	0	0	0	0	0
2002	MIN	0	0	0	0	0	0	0	0	0	0	0	0	0	0	0	0	0
2003	MIN	0	0	0	0	0	0	0	0	0	0	0	0	0	0	0	0	0
2004	WAS	0	0	0	0	0	0	0	0	0	0	0	0	0	0	0	0	0
2005	WAS	10	1	17	10	7	0	0	0	0	0	0	0	0	0	0	0	0
Totals		28	2	37	24	13	3	24	0	0	0	0	0	0	0	0	0	0

PLAYOFFS

Year	Team	GP	GS	Tot	TACKLES			Yds	INTERCEPTIONS					FUMBLES				
					Solo	Assl	Sk		No	Yds	Lg	TD	PD	FF	FR	Yds	TD	
2005	WAS	2	0	4	0	4	0	0	0	0	0	0	0	0	0	0	0	0

Additional statistics: Special Teams Tackles: None

85 BRANDON LLOYD

WIDE RECEIVER



Height: 6-0
Weight: 192
Birthdate: 7/5/81

Illinois
Blue Springs High School
Blue Springs, MO
4th NFL Season



How Acquired: Lloyd was acquired in a trade with the San Francisco 49ers in exchange for a third-round pick in the 2006 NFL Draft and a fourth-round pick in the 2007 NFL Draft.

NFL Acquisition: Selected by the San Francisco 49ers in fourth round (124th overall) of 2003 NFL Draft.

2005 Season:

- Lloyd played in 16 games, starting 15.
- He finished the season with 48 receptions for 733 yards and five touchdowns.
- Lloyd had a career game at home against the Dallas Cowboys (9/25) finishing with career highs in yards (142), touchdowns (two) and long (89t) on four receptions.

Pro Career:

2004 Season:

- Lloyd started and played in 13 games being named inactive for weeks three and four (hamstring) and week 17 (foot).
- He finished the season with 43 catches for 565 yards and six touchdowns.
- He set career-highs with six receptions for 93-yards, including a 33-yard touchdown catch at New York jets (10/17).

2003 Season:

- Lloyd played in 16 games with one start during his rookie season.
- He finished the season with 14 receptions for 212 yards and two touchdowns.

Single-Game Highs

Receptions: 7, twice, last vs. Seattle (11/20/05)
Yards: 142 vs. Dallas (9/25/05)
Long: 89t vs. Dallas (9/25/05)
Touchdowns: 2 vs. Dallas (9/25/05)



Lloyd In Brief:

Lloyd joins the Redskins via trade after spending three productive seasons with the San Francisco 49ers. He brings size, speed and sure hands to a deep and talented wide receiving core. During his final season with the 49ers Lloyd set career-highs in receptions (48) and yards (733) while also tallying five touchdowns. Lloyd has appeared in 49 games, with 29 starts, and totaling 105 receptions for 1,510 yards and 13 touchdowns in his career.

- He saw time on special teams blocking a punt against Chicago (9/7).
- Lloyd caught his first career NFL touchdown from 27-yards out against the St. Louis Rams (11/2).

College/Personal:

- Lloyd attended University of Illinois where he was named second-team All-Big Ten honors as a junior and first-team All-Big Ten honors as a sophomore.
- He ranks second on Illinois' career receiving yardage list (2,583) and career touchdown receptions list (21).
- He is one of two players in the school's history to gain over 1,000 yards receiving in a season twice.
- Named Illinois Male Newcomer-of-the-Year for contributions in both football and track as freshman.
- Majored in speech communications with an emphasis in journalism.
- While at Blue Springs HS, Lloyd earned three letters in football, four in track and one in basketball.
- He is a three-time All-Suburban Big 8 Conference selection.
- Lloyd was an All-American in track, ranking fourth in the nation with a 7'2" mark in the high jump and also

Lloyd Career Statistics

Year	Team	GP	GS	RECEIVING				RUSHING					
				No	Yds	Avg	Lg	TD	Att	Yds	Avg	Lg	TD
2003	SF	16	1	14	212	15.1	44	2	0	0	0.0	0	0
2004	SF	13	13	43	565	13.1	52	6	0	0	0.0	0	0
2005	SF	16	15	48	733	15.3	89t	5	0	0	0.0	0	0
Totals		45	29	105	1510	14.4	89t	13	0	0	0.0	0	0

Additional statistics: 2 Kick off returns for 32 yards and a 21 yard long in 2003
Fumbles-lost: 1-1 in 2005

finished seventh in the nation in the long jump with a 25'2" mark. Named Gatorade Player of the Year in track and field for accomplishments in 1999.

• Born Brandon Matthew Lloyd on July 5, 1981 in Kansas City, MO.

• Lloyd and wife, Nicole, have one son, Brevin.

Lloyd Game-by-Game Statistics

2005												
Date	Opp	GS	Rec.	Yds	Avg.	Long	TD	Att.	Yds	Avg.	Long	TD
9/11	STL	1	3	65	21.7	35	1	0	0	0.0	0	0
9/18	at PHI	0	3	17	5.7	9	0	0	0	0.0	0	0
9/25	DAL	1	4	142	35.5	89	2	0	0	0.0	0	0
10/2	at AZ	1	7	102	14.6	28	0	0	0	0.0	0	0
10/9	INDY	1	0	0	0.0	0	0	0	0	0.0	0	0
10/23	at WAS	1	2	43	21.5	43	0	0	0	0.0	0	0
10/30	TB	1	2	18	9.0	10	0	0	0	0.0	0	0
11/6	NYG	1	1	13	13.0	13	0	0	0	0.0	0	0
11/13	at CHI	1	1	28	28.0	28	0	0	0	0.0	0	0
11/20	SEA	1	7	119	17.0	44	1	0	0	0.0	0	0
11/27	at TEN	1	3	30	10.0	13	0	0	0	0.0	0	0
12/4	AZ	1	5	47	9.4	12	0	0	0	0.0	0	0
12/11	at SEA	1	3	37	12.3	24	0	0	0	0.0	0	0
12/18	at JAX	1	1	6	6.0	6	0	0	0	0.0	0	0
12/24	at STL	1	2	18	9.0	10	0	0	0	0.0	0	0
1/1	HOU	1	4	48	12.0	12	1	0	0	0.0	0	0
	Totals	15	48	733	15.3	89	5	0	0	0.0	0	0

2004												
Date	Opp	GS	Rec.	Yds	Avg.	Long	TD	Att.	Yds	Avg.	Long	TD
9/12	ATL	1	4	29	7.3	14	0	0	0	0.0	0	0
9/19	at NO	1	1	7	7.0	7	0	0	0	0.0	0	0
9/26	at SEA	IA										
10/3	STL	IA										
10/10	AZ	1	5	56	11.2	23	1	0	0	0.0	0	0
10/17	at NYJ	1	6	93	15.5	33	1	0	0	0.0	0	0
10/31	at CHI	1	5	63	12.6	18	0	0	0	0.0	0	0
11/7	SEA	1	4	75	18.8	39	1	0	0	0.0	0	0
11/14	CAR	1	5	62	12.4	30	1	0	0	0.0	0	0
11/21	at TB	1	1	7	7.0	7	0	0	0	0.0	0	0
11/28	MIA	1	2	15	7.5	8	0	0	0	0.0	0	0
12/5	at STL	1	2	64	32.0	52	0	0	0	0.0	0	0
12/12	at AZ	1	2	18	9.0	13	1	0	0	0.0	0	0
12/18	WAS	1	4	51	12.8	17	1	0	0	0.0	0	0
12/26	BUF	1	2	25	12.5	14	0	0	0	0.0	0	0
1/2	at NE	IA										
	Totals	13	43	565	13.1	52	6	0	0	0.0	0	0

2004												
Date	Opp	GS	Rec.	Yds	Avg.	Long	TD	Att.	Yds	Avg.	Long	TD
9/7	CHI	0	0	0	0.0	0	0	0	0	0.0	0	0
9/14	at STL	0	0	0	0.0	0	0	0	0	0.0	0	0
9/21	CLE	0	0	0	0.0	0	0	0	0	0.0	0	0
9/28	at MIN	0	0	0	0.0	0	0	0	0	0.0	0	0
10/5	DET	0	1	26	26.0	26	0	0	0	0.0	0	0
10/12	at SEA	0	0	0	0.0	0	0	0	0	0.0	0	0
10/19	TB	0	0	0	0.0	0	0	0	0	0.0	0	0
10/26	at AZ	0	0	0	0.0	0	0	0	0	0.0	0	0
11/2	STL	0	2	35	17.5	27	1	0	0	0.0	0	0
11/17	PIT	0	3	15	5.0	7	0	0	0	0.0	0	0
11/23	at GB	0	0	0	0.0	0	0	0	0	0.0	0	0
11/30	at BAL	0	1	32	32.0	32	0	0	0	0.0	0	0
12/7	AZ	0	1	6	6.0	6	0	0	0	0.0	0	0
12/14	at CIN	0	1	2	2.0	2	0	0	0	0.0	0	0
12/21	at PHI	0	2	33	16.5	33	1	0	0	0.0	0	0
12/27	SEA	1	3	63	21.0	44	0	0	0	0.0	0	0
	Totals	1	14	212	15.1	44	2	0	0	0.0	0	0

98 LEMAR MARSHALL

LINEBACKER



Height: 6-2
 Weight: 232
 Birthdate: 12/17/76
 Michigan State
 St. Xavier High School
 Cincinnati, OH
 5th NFL Season



NFL Acquisition: Marshall signed with Tampa Bay as an undrafted free agent on April 19, 1999.

How Acquired: Signed with the Redskins as a free agent on December 26, 2001.

2005 Season:

- Marshall started all 16 games at middle linebacker.
- He recorded career-highs in starts (16), tackles (132), solo tackles (103), sacks (two), interceptions (four), forced fumbles (two) and his career-first touchdown.
- Marshall also led the team in tackles with 132 (103 solo) and interceptions with four.
- Against Chicago (9/11) in Week 1, Marshall tied for the team lead with eight tackles. He also tipped a pass from quarterback Kyle Orton at the goal line that prevented a Chicago scoring drive and secured the Redskins 9-7 victory.
- Against Oakland (11/20) in Week 11, he recorded a career-high 14 tackles (12 solo). He also intercepted quarterback Kerry Collins for a 12-yard touchdown and forced one fumble.

Pro Career:

2004 Season

- Marshall played in 16 games with 14 starts, making his first career start in Week 3 against the Dallas Cowboys on Monday Night Football.
- He finished sixth on the team in tackles with a career-high 82 (52 solo).
- Marshall also recorded a career-best 1.5 sacks.
- Marshall posted two 10+ tackle games: against Green Bay (10/31) and at Dallas (12/26).
- He recorded 10 stops in special teams coverage.



Marshall In Brief:

After moving to the middle linebacker position in 2005, Marshall enjoyed a stellar season leading the team in tackles with 132 (103 solo) and interceptions with four and adding two sacks, two forced fumbles and his first career touchdown while starting a career-high 16 games. Marshall joined the Redskins prior to the 2002 season. He joined the NFL as an undrafted free agent with the Tampa Bay Buccaneers in 1999 out of Michigan State.

2003 Season:

- Marshall played in 12 games, primarily on special teams units but also logged some action at reserve linebacker.
- Marshall made a big play on defense against the Giants (12/7) when he had a half sack.
- He finished fourth on the team in special teams stops with 14, including a three-tackle performance on coverage units at Buffalo (10/19).

2002 Season:

- Marshall made his professional debut in Week 1 against Arizona. He went on to play all 16 games as a reserve linebacker and on special teams coverage units. He posted seven tackles (four solo) and nine special teams tackles. He recorded eight on kickoff coverage and one on punt coverage.
- He posted his first career defensive tackle vs. New Orleans (10/13) and added two at Green Bay (10/20).

Marshall Career Statistics

Year	Team	GP	GS	Tot	TACKLES				Yds	INTERCEPTIONS				FUMBLES				
					Solo	Asst	Sk			No	Yds	Lg	TD	PD	FF	FR	Yds	TD
2002	WAS	16	0	7	4	3	0	0	0	0	0	0	0	0	0	0	0	0
2003	WAS	12	0	3	2	1	0.5	4	0	0	0	0	0	0	0	0	0	0
2004	WAS	16	14	82	52	30	1.5	12	0	0	0	0	1	1	0	0	0	0
2005	WAS	16	16	132	103	29	2	18	4	50	27	1	9	2	0	0	0	0
Totals		60	30	224	161	63	4	34	4	50	27	1	10	3	0	0	0	0

PLAYOFFS

Year	Team	GP	GS	Tot	TACKLES				Yds	INTERCEPTIONS				FUMBLES				
					Solo	Asst	Sk			No	Yds	Lg	TD	PD	FF	FR	Yds	TD
2005	WAS	2	2	19	12	7	0	0	0	0	0	0	0	0	0	1	0	0

Additional statistics: Special Teams Tackles: 2002 (9); 2003 (14); 2004 (10); 2005 (5), 2005 playoffs (1)

OWNERSHIP
COACHES
PLAYERS
STATISTICS
RECORDS
HISTORY
SIDELINES

Against Indianapolis (10/27) and at Seattle (11/3), he recorded two special teams tackles.

- He posted two tackles at Jacksonville (11/10) and made appearances against the Giants (11/17) and St. Louis (11/24). At Dallas on Thanksgiving (11/28), he recorded two tackles and one special teams tackle.
- He posted a special teams stop against both the Giants (12/8) and at Philadelphia (12/15) and then finished the last two games as a reserve.

2001 Season:

- Marshall spent training camp with the Denver Broncos and was released in early September.

2000 Season:

- He spent training camp with the Philadelphia Eagles and was released prior to the season but spent some time on the practice squad.

Single-Game Highs

Total Tackles: 14 vs. Oakland (11/20/05)

Solo Tackles: 12 vs. Oakland (11/20/05)

Interceptions: 1, four times, last at Philadelphia (1/1/06)

Sacks: 1, three times, last vs. San Francisco (10/23/05)

1999 Season:

- He joined the league as an undrafted free agent with the Tampa Bay Buccaneers and spent some time on their practice squad.

College/Personal:

- At Michigan State, Marshall lettered four years, compiling 261 tackles and 27 passes defended. As a senior, he finished third on the team with a career-high 101 tackles, and also recorded two interceptions, breaking up 16 other passes.
- He started four of 12 games at SS as a junior, recording 79 tackles. Marshall posted 54 stops in 12 games as a sophomore.
- He majored in merchandising management at Michigan State.
- Marshall was a first-team All-State pick as a senior at St. Xavier High School in his hometown of Cincinnati.
- He is married to Donecia, and the couple has three children: Zelyn, Taylor, and Milan.
- Lemar and Donecia founded "A Clearer Future Foundation", dedicated to paving the way to a brighter future for kids by providing preventative eye care - through education, visitation and prevention.

Marshall Game-by-Game Statistics

2005																
Date	Opp.	GS	Tkls	Solo	Asst	Sacks	Yds	Int	Yds	Lg	TD	PD	FF	FR	Yds	
9/11	CHI	1	8	7	1	0	0	1	7	7	0	1	0	0	0	
9/19	at DAL	1	8	6	2	0	0	0	0	0	0	0	0	0	0	
10/2	SEA	1	11	8	3	1	7	0	0	0	0	0	0	0	0	
10/9	at DEN	1	5	4	1	0	0	0	0	0	0	0	0	0	0	
10/16	at KC	1	10	6	4	0	0	0	0	0	0	0	0	0	0	
10/23	SF	1	6	6	0	1	11	0	0	0	0	0	0	0	0	
10/30	at NYG	1	12	10	2	0	0	0	0	0	0	0	0	0	0	
11/6	PHI	1	10	7	3	0	0	0	0	0	0	1	0	0	0	
11/13	at TB	1	5	3	2	0	0	0	0	0	0	0	0	0	0	
11/20	OAK	1	14	12	2	0	0	1	17	17	1	1	1	0	0	
11/27	SD	1	7	5	2	0	0	0	0	0	0	1	0	0	0	
12/4	at STL	1	7	7	0	0	0	0	0	0	0	0	0	0	0	
12/11	at AZ	1	4	4	0	0	0	0	0	0	0	2	1	0	0	
12/18	DAL	1	10	7	3	0	0	0	0	0	0	0	0	0	0	
12/24	NYG	1	7	5	2	0	0	1	27	27	0	1	0	0	0	
1/1	at PHI	1	8	6	2	0	0	1	4	4	0	2	0	0	0	
	Totals	16	132	103	29	2	18	4	55	27	1	9	2	0	0	

Postseason																
Date	Opp.	GS	Tkls	Solo	Asst	Sacks	Yds	Int	Yds	Lg	TD	PD	FF	FR	Yds	
1/7	at TB	1	10	8	2	0	0	0	0	0	0	0	0	0	0	
1/14	at SEA	1	9	4	5	0	0	0	0	0	0	0	0	1	0	
	Totals	2	19	12	7	0	0	0	0	0	0	0	0	1	0	

2004																
Date	Opp.	GS	Tkls	Solo	Asst	Sacks	Yds	Int	Yds	Lg	TD	PD	FF	FR	Yds	
9/12	TB	0	0	0	0	0	0	0	0	0	0	0	0	0	0	
9/19	at NYG	0	0	0	0	0	0	0	0	0	0	0	0	0	0	
9/27	DAL	1	1	1	0	0	0	0	0	0	0	0	0	0	0	
10/3	at CLE	1	7	6	1	0	0	0	0	0	0	0	0	0	0	
10/10	BAL	1	7	3	4	0	0	0	0	0	0	0	0	0	0	
10/17	at CHI	1	5	4	1	0	0	0	0	0	0	0	0	0	0	
10/31	GB	1	10	6	4	0	0	0	0	0	0	0	0	0	0	
11/7	at DET	1	4	3	1	0	0	0	0	0	0	0	0	0	0	
11/14	CIN	1	6	3	3	0	0	0	0	0	0	1	1	0	0	
11/21	at PHI	1	4	2	2	0	0	0	0	0	0	0	0	0	0	
11/28	at PIT	1	8	5	3	1	8	0	0	0	0	0	0	0	0	
12/5	NYG	1	7	3	4	0	0	0	0	0	0	0	0	0	0	
12/12	PHI	1	2	1	1	0	0	0	0	0	0	0	0	0	0	

Marshall Game-by-Game Statistics

12/18	at SF	1	4	2	2	0	0	0	0	0	0	0	0	0	0	0
12/26	at DAL	1	10	8	2	0	0	0	0	0	0	0	0	0	0	0
1/2	MIN	1	7	5	2	0.5	4	0	0	0	0	0	0	0	0	0
	Totals	14	82	52	30	1.5	12	0	0	0	0	0	1	1	0	0

2004

Date	Opp.	GS	Tkls	Solo	Asst	Sacks	Yds	Int	Yds	Lg	TD	PD	FF	FR	Yds
9/4	NYJ	IA													
9/14	at ATL	IA													
9/21	NYG	0	0	0	0	0	0	0	0	0	0	0	0	0	0
9/28	NE	IA													
10/3	at PHI	IA													
10/12	TB	0	0	0	0	0	0	0	0	0	0	0	0	0	0
10/19	at BUF	0	0	0	0	0	0	0	0	0	0	0	0	0	0
11/2	at DAL	0	0	0	0	0	0	0	0	0	0	0	0	0	0
11/9	SEA	0	2	1	1	0	0	0	0	0	0	0	0	0	0
11/16	at CAR	0	0	0	0	0	0	0	0	0	0	0	0	0	0
11/23	at MIA	0	0	0	0	0	0	0	0	0	0	0	0	0	0
11/30	NO	0	0	0	0	0	0	0	0	0	0	0	0	0	0
12/7	at NYG	0	0	0	0	0.5	4	0	0	0	0	0	0	0	0
12/14	DAL	0	0	0	0	0	0	0	0	0	0	0	0	0	0
12/21	at CHI	0	0	0	0	0	0	0	0	0	0	0	0	0	0
12/27	PHI	0	1	1	0	0	0	0	0	0	0	0	0	0	0
	Totals	0	3	2	1	0.5	4	0	0	0	0	0	0	0	0

2002

Date	Opp.	GS	Tkls	Solo	Asst	Sacks	Yds	Int	Yds	Lg	TD	PD	FF	FR	Yds
9/8	AZ	0	0	0	0	0	0	0	0	0	0	0	0	0	0
9/16	PHI	0	0	0	0	0	0	0	0	0	0	0	0	0	0
9/22	at SF	0	0	0	0	0	0	0	0	0	0	0	0	0	0
9/29	at TEN	0	0	0	0	0	0	0	0	0	0	0	0	0	0
10/6	NO	0	1	1	0	0	0	0	0	0	0	0	0	0	0
10/13	at GB	0	2	1	1	0	0	0	0	0	0	0	0	0	0
10/20	INDY	0	0	0	0	0	0	0	0	0	0	0	0	0	0
10/27	at SEA	0	0	0	0	0	0	0	0	0	0	0	0	0	0
11/3	at JAX	0	2	1	1	0	0	0	0	0	0	0	0	0	0
11/10	at NYG	0	0	0	0	0	0	0	0	0	0	0	0	0	0
11/17	STL	0	0	0	0	0	0	0	0	0	0	0	0	0	0
11/24	at DAL	0	2	1	1	0	0	0	0	0	0	0	0	0	0
12/8	NYG	0	0	0	0	0	0	0	0	0	0	0	0	0	0
12/15	at PHI	0	0	0	0	0	0	0	0	0	0	0	0	0	0
12/22	HOU	0	0	0	0	0	0	0	0	0	0	0	0	0	0
12/29	DAL	0	0	0	0	0	0	0	0	0	0	0	0	0	0
	Totals	0	7	4	3	0	0	0	0	0	0	0	0	0	0

59 ROBERT McCUNE

LINEBACKER



Height: 6-0
 Weight: 240
 Birthdate: 3/9/79
 Louisville
 LeFlore High School
 Mobile, AL
 2nd NFL Season



How Acquired: McCune was drafted by the Redskins in the fifth round (154th overall) of the 2005 NFL Draft.

Pro Career:

2005 Season:

- McCune was signed to the active roster from the team's practice squad in November.
- He played in five games and recorded eight special teams tackles.

College/Personal:

- McCune was honored as an All-Conference USA first-team selection after leading Louisville in tackles for the second straight year with 115 tackles (57 solo), two sacks and one interception in 2004.
- In 2003, McCune started all 13 games at middle linebacker and led the Cardinals in tackles with a career-high 143 (83 solo), four sacks, one interception and five tackles for a loss. For his efforts he was named to the All-Conference USA third-team. He opened his junior campaign with 12 tackles (seven solo) against Kentucky.
- McCune played in all 13 games in 2002, starting the final two of the season. He finished with 48 tackles (20 solo).
- McCune was honored as the Special Teams Player of the Year for the Cardinals in 2001 because of his



McCune In Brief:

During his rookie season, McCune spent the first 11 weeks on the Redskins practice squad before being signed to the active roster in November. He appeared in five games primarily on special teams and recorded eight special teams tackles. McCune has an incredible combination of size, speed and strength and is expected to add depth to a strong Redskins linebacker unit.

outstanding work on punt and kick return units. He logged 14 tackles (nine solo) while playing in all 13 games.

- McCune attended John L. LeFlore High School in Mobile, Alabama where he lettered in football and track.
- He finished third in the state of Alabama in the 100-meter dash and second in the 4x100-meter relay.
- McCune, who's nicknamed "The Hammer", won back-to-back power lifting titles at LeFlore during his senior and junior years.
- He went to the Army following high school and spent three-years with the National Guard. McCune spent time in Kuwait and Korea.
- McCune is a resident of Mobile, Alabama and graduated from Louisville with a degree in education.

McCune Career Statistics

Year	Team	GP	GS	Tot	TACKLES			Yds	INTERCEPTIONS					FUMBLES			
					Asst	Sk	No		Yds	Lg	TD	PD	FF	FR	Yds	TD	
2005	WAS	5	0	0	0	0	0	0	0	0	0	0	0	0	0	0	0

PLAYOFFS

Year	Team	GP	GS	Tot	TACKLES			Yds	INTERCEPTIONS					FUMBLES			
					Asst	Sk	No		Yds	Lg	TD	PD	FF	FR	Yds	TD	
2005	WAS	2	0	0	0	0	0	0	0	0	0	0	0	0	0	0	0

Additional statistics: Special Teams Tackles: 2005 (8), 2005 playoffs (1)

69 JIM MOLINARO

OFFENSIVE LINEMAN



Height: 6-6
 Weight: 310
 Birthdate: 4/27/81
 Notre Dame
 Bethlehem High School
 Bethlehem, PA
 3rd NFL Season



How Acquired: Molinaro was selected by the Redskins in the fifth round (180th overall) of the 2004 NFL Draft.

2005 Season:

• Molinaro played in three games in 2005, primarily in a reserve role on the offensive line.

Pro Career:

2004 Season:

- Molinaro appeared in 11 games his rookie season, playing in his first professional game Week 1 against the Tampa Bay Buccaneers.
- He saw action mostly on special teams and in goal line defense.

College/Personal:

- In 2003, Molinaro started every game for the Fighting Irish and graded out at 83.1% for blocking consistency as he posted 104 knockdown blocks.
- He was named All-Independent and Super Sleeper selection by The NFL Draft Report.
- In 2002, Molinaro appeared in every game for the Fighting Irish and had two starts, mostly playing as a reserve offensive lineman and special teams.
- He started at right tackle against Southern Cal and then started at left tackle against Rutgers and North Carolina State.



Molinaro In Brief:

Molinaro is a big and agile player that can play both guard or tackle positions on the offensive line. During his sophomore campaign, Molinaro appeared in three games for the Redskins. During his rookie season, he appeared in 11 games on special teams and in goal line defense. The Redskins coaches graded Molinaro as one of the better offensive linemen in the 2004 NFL Draft as he continues to be a solid long-term prospect.

- In 2001, he appeared in six games, seeing most of his action on special teams but played at right tackle extensively vs. Navy.
- After redshirting in 1999, Molinaro played as a reserve defensive tackle in 2000 and posted a solo tackle.
- Molinaro was a *USA Today* honorable mention All-America and had 18 solo tackles, 29 assists, one and a half sacks, eight forced passes and four batted passes as senior in '98 while helping his team to 7-4 mark at Bethlehem Catholic High School in Bethlehem, Pa. He was a first-team Associated Press big school All-State pick in '97 and '98.
- Molinaro was one of five finalists for Pennsylvania Lineman of the Year award, posting 46 tackles, 17 of them solo, two and a half sacks, four tackles for losses, 15 forced passes and one batted pass as junior in '97.
- While at Notre Dame, he was enrolled in Mendoza College of Business, majoring in economics, sociology and computer applications.

Molinaro Career Statistics

Year	Team	G	GS
2004	Washington	11	0
2005	Washington	3	0
Career	Totals	14	0

35 CHRISTIAN MORTON

DEFENSIVE BACK



Height: 6-0
 Weight: 181
 Birthdate: 4/28/81
 Illinois
 Riverview Gardens HS
 St. Louis, MO
 2nd NFL Season



NFL Acquisition: Morton was selected in the 2004 NFL Draft's seventh round (233rd overall) by the New England Patriots.

How Acquired: Morton was signed to the Redskins' practice squad on December 16, 2005 and then signed to the Redskins' active roster on December 28, 2005.

2005 Season:

- Morton began the season on the Redskins practice squad before being signed by the Atlanta Falcons.
- He re-signed with the Redskins in December and appeared in one regular season game, recording three solo tackles and tied for a team-high three special teams tackles.

Pro Career:

2004 Season:

- Morton was waived by the New England Patriots on September 5 and signed to New England's practice squad on September 6.
- He was waived by New England on September 21 and signed to the New Orleans Saints' practice squad on October 5.
- He was then waived by New Orleans on October 13 and signed to the Cleveland Browns' practice squad on October 20.
- After being waived by Cleveland on November 24, he signed on to the Atlanta Falcons' practice squad on December 7 before being moved to the active roster on December 25.
- He recorded two solo tackles against the New Orleans Saints on December 26 and played as a reserve defensive back at Seattle on January 2, 2005.



Morton In Brief:

Morton began the 2005 season with the Atlanta Falcons before being signed to the Redskins practice squad in December. He was signed to the active roster for one game, recording three solo tackles in the Redskins finale against the Philadelphia Eagles. Morton looks to make an impact in 2006, adding depth to the Redskins hard-hitting secondary.

- Morton played as a reserve defensive back at Philadelphia in the NFC Championship Game on January 23, 2005.

College/Personal:

- Morton was recruited to the University of Illinois as a quarterback, but switched to defensive back while sitting out the 1999 season due to academic ineligibility.
- He started 25 of 45 games at weakside cornerback, recording 120 tackles (95 solo), an 8-yard sack, and two tackles for losses (nine yards combined).
- He returned five career interceptions for 104 yards and two touchdowns.
- In Illinois history, only Eugene Wilson (60, 1999-2002) had more career pass breakups than his 41...Also blocked two kicks...Gained 337 yards with one touchdown on 30 punt returns (11.2 avg.) and 671 yards on 35 kickoff returns (19.2 avg.).
- Morton was a standout quarterback at Riverview Gardens (St. Louis, MO) High School, setting Missouri state prep records with 4,957 passing yards.

Morton Career Statistics

Year	Team	GP	GS	Tot	TACKLES			Yds	INTERCEPTIONS				PD	FF	FUMBLES		
					Solo	Asst	Sk		No	Yds	Lg	TD			FR	Yds	TD
2004	ATL	2	0	2	2	0	0	0	0	0	0	0	0	0	0	0	0
2005	ATL	4	1	5	5	0	0	0	0	0	0	2	0	1	14	0	0
2005	WAS	1	0	3	3	0	0	0	0	0	0	0	0	0	0	0	0
Totals		7	1	10	10	0	0	0	0	0	0	2	0	1	14	0	0

PLAYOFFS

Year	Team	GP	GS	Tot	TACKLES			Yds	INTERCEPTIONS				PD	FF	FUMBLES		
					Solo	Asst	Sk		No	Yds	Lg	TD			FR	Yds	TD
2004	ATL	1	0	0	0	0	0	0	0	0	0	0	0	0	0	0	0
2005	WAS	1	0	0	0	0	0	0	0	0	0	0	0	0	0	0	0
Totals		2	0	0	0	0	0	0	0	0	0	0	0	0	0	0	0

Additional statistics: Special Teams Tackles: 2005 (3)



• He earned all-region, all-metro, and all-district honors and as a senior earned *USA Today* Missouri Player of the Year and *St. Louis-Dispatch* Player of the Year.

• As a senior, led Riverview Gardens to the Missouri Class 5A state championship.

• He graduated in May 2003 with a degree in speech communications.

• Morton's favorite athlete is former Florida State Seminole and Heisman Trophy winner Charlie Ward
• His brother, Jeff, played defensive back at Southern Illinois, while sister, Kim, is a professor at Forest Park Community College in St. Louis. His parents are Craig and Pamela Morton.

Single-Game Highs

Total Tackles: 5 at Buffalo (9/25/05)

Solo Tackles: 3, twice, last at Philadelphia (1/1/06)

89 SANTANA MOSS

WIDE RECEIVER



Height: 5-10
Weight: 190
Birthdate: 6/1/79
Miami (FL)
Carol City High School
Miami, FL
6th NFL Season



NFL Acquisition: Moss was selected by the New York Jets in the 1st Round (16th overall) of the 2001 NFL Draft.

How Acquired: Trade with the NYJ for WR Laveranues Coles on March 10, 2005.

2005 Season:

- Moss started all 16 games in 2005, setting a new franchise record for the most receiving yards in a season with 1,483. The previous mark of 1,436 was held by Bobby Mitchell in 1963.
- He led the Redskins in receptions (84), receiving yards (1,483) and average yards per catch (17.7) and was second on the team with nine touchdowns.
- Moss earned his first trip to the Pro Bowl.
- He finished second in the NFL in receiving yards (behind Carolina's Steve Smith) and was sixth in the NFC and 10th in the NFL in receptions.
- Moss earned NFC Offensive Player of the Week honors twice: following his performance at Dallas (9/19) and against the New York Giants (12/24).
- At Dallas (9/19) in Week 2, Moss recorded five catches for 159 yards, two touchdowns and a long of 70. His two touchdown receptions came with under 4:00 remaining in the game and lifted the Redskins to a 14-13 victory.
- At Kansas City (10/16) in Week 6, Moss led the Redskins with a career-tying 10 receptions for a career-high 173 yards and two touchdowns. The 78-yard touchdown reception was the longest of his career. The game marked the second time during the season that



Moss in Brief:

Moss had a break-out season for the Redskins in 2005, culminating with his first Pro Bowl appearance. In addition to leading the team in receptions (84), receiving yards (1,483) and average per catch (17.7), his 1,483 receiving yards set a new franchise record for the most receiving yards in the season. The previous mark of 1,436 was held by Bobby Mitchell in 1963. Moss was named NFC Offensive Player of the Week twice and finished second in the NFL in receiving yards and sixth in the NFC and tenth in the NFL in receptions.

Moss surpassed his career high in reception yards and long.

• Week 16 vs. the Giants (12/24), Moss tied for a team-high five catches for 160 yards and three touchdowns.

Pro Career:

2004 Season:

- Moss played in 15 regular season games and two playoff contests.
- He tied for second on the Jets (Jerald Sowell) with 45 receptions and led the team with 838 yards and five touchdowns.
- Moss recorded 27 punt returns for 225 yards.
- During the playoffs, Moss recorded eight receptions for 131 yards and one touchdown. In addition, he recorded five punt returns for 83 yards and one touchdown.
- At Buffalo (11/7), he recorded six receptions for a career-high 157 yards, including a long of 51 yards.
- At Arizona (11/28), Moss led the team with five receptions for 109 yards, including a career-long 69-yard
- During the playoffs, at San Diego (1/8) he recorded four receptions for a team-high 100 yards, including a

Single-Game Highs

Receptions: 10, twice, last at Kansas City (10/16/05)

Yards: 173 at Kansas City (10/16/05)

Long: 78 at Kansas City (10/16/05)

Touchdowns: 3, twice, last vs. NY Giants (12/24/05)

postseason-long 47-yard TD catch from QB Chad Pennington for the Jets' second TD of the game that put the Jets ahead, 14-7, in the 20-17 OT Wild Card victory. And at Pittsburgh (1/15), Moss returned one of his five punt returns 75 yards for a TD in the second quarter to knot the score going into halftime. He also caught four passes for 31 yards and finished the game with four receptions for 31 yards and five punt returns for 83 yards and one touchdown (75 yards).

2003 Season:

- Moss caught 74 passes for 1,105 yards (fifth in the AFC) and became just the sixth player in Jets history to catch 10 touchdowns in a season, playing 16 games starting the final 12.
- Moss also had 10 rushing attempts for 67 yards and averaged 11.1 yards on 30 punt returns.
- He caught seven passes for 66 yards in the season finale at Miami.
- Moss crossed the 1,000-yard receiving mark for the first time in his career as he caught five passes for 52 yards and returned one punt for eight yards against New England in game 15.
- He caught two passes for 13 yards, but caught the game-winning TD on a three-yard pass from QB Chad Pennington with only :26 remaining on the clock against Jacksonville (11/23).
- Moss caught three passes for 67 yards, including a 48-yard TD pass that set a new Jets record for the most consecutive games with a TD reception (six) at Indianapolis (11/16).
- He established a new career-high with 146 yards on six receptions, including a new career-long 65-yard TD catch in the game nine win at Oakland. Recorded a career high with three TD receptions and also set a new

career mark with 10 catches for 121 yards in game eight against the NY Giants.

2002 Season:

- Moss caught four passes for 45 yards and had two rushing attempts for 32 yards in the AFC Divisional Playoff loss at Oakland.
- He led the team with five receptions, good for 42 yards and a TD in the 41-0 win over Indianapolis in the AFC Wild Card playoff game and also returned two punts for six yards on the day.
- Moss played in 15 games, starting one, and led the AFC with a 16.5 average on 25 PR, including two TDs. He also caught 30 passes for 433 yards with four TD catches and seven rushing attempts for 48 yards.

2001 Season:

- Moss was inactive for 11 games due to torn cartilage in his left knee, an injury suffered in training camp.
- He came back after surgery to play in five games and finished the season with two receptions for 40 yards and six punt returns for 82 yards.
- He caught one 20-yard pass and returned two kicks for 40 yards in the playoff game vs. Oakland. In the clubs' playoff clinching victory at Oakland, Moss returned three punt returns for 49 yards including a long of 23.

College/Personal:

- Moss holds the Hurricanes' all-time record with 2,546 yards receiving, topping the old mark of 2,423 yards by Michael Irvin (1985-87).
- He finished the 2000 season with 1,604 all-purpose yards on 45 catches for 748 yards and five TDs. He also had six carries for 201 yards and two TDs, and added 36 PR for 655 yards and four scores.
- Moss was an All-Big East Conference first-team choice

Moss Career Statistics

Year	Team	RECEIVING						RUSHING					
		GP	GS	No	Yds	Avg	Lg	TD	Att	Yds	Avg	Lg	TD
2001	NYJ	5	0	2	40	20.0	33	0	1	-6	-6.0	-6	0
2002	NYJ	15	1	30	433	14.4	47	4	7	48	6.9	14	0
2003	NYJ	16	12	74	1105	14.9	65t	10	10	67	6.7	25	0
2004	NYJ	15	14	45	838	18.6	69t	5	6	18	3.0	12	0
2005	WAS	16	16	84	1463	17.7	78t	9	3	-3	-1.0	3	0
Totals		67	43	235	3899	16.6	78t	28	27	124	4.6	25	0

PLAYOFFS

Year	Team	RECEIVING						RUSHING					
		GP	GS	No	Yds	Avg	Lg	TD	Att	Yds	Avg	Lg	TD
2001	NYJ	1	0	1	20	20.0	20	0	0	0	0.0	0	0
2002	NYJ	2	0	9	87	9.7	17	1	2	32	16.0	25	0
2004	NYJ	2	2	8	131	16.4	47	1	0	0	0.0	0	0
2005	WAS	2	2	9	121	13.4	39	1	2	12	6.0	11	0
Postseason		7	4	27	359	13.3	47	3	4	44	11.0	25	0

Additional statistics: none

Fumbles-lost: 0-0 in 2001; 0-0 in 2002; 1-0 in '02 playoffs; 2-2 in 2003; 1-0 in 2004; 2-1 in 2005

PUNT RETURNS

Year	Team	No	FC	Yds	Avg	Lg	TD
2001	NYJ	6	0	82	13.7	23	0
2002	NYJ	25	8	413	16.5	63t	2
2003	NYJ	30	18	332	11.1	47	0
2004	NYJ	27	7	225	8.3	46	0
2005	WAS	7	1	40	5.7	14	0
Totals		95	34	1092	11.5	63t	2
Postseason		7	4	89	12.7	75	1



as a senior, becoming the first player to earn Big East Offensive and Special Teams Player of the Year honors in the same season.

- He was also a standout performer on Miami's track team and captured both the triple jump and the long jump at the 2000 Big East Conference Outdoor Track & Field Championships. He was named the Most Outstanding Field Performer for the 2000 Big East Outdoor Track & Field championships and won the 1999 Big East Indoor 60-meter championship, while establishing a conference record (6.83).

- Moss was a member of the 400-meter relay team that captured first place at the 1999 Big East Outdoor Track & Field Championships. He earned third team All-State

honors following his senior season at Carol City (FL) High School after leading the team with 25 receptions for 600 yards and 12 TDs as a senior, and amassing 450 yards on 12 KOR with one TD that year.

- He also ran track and was a two-time state champion in the triple jump. Moss set a school record in the jump with a leap of 48'6". He won the state title in the long jump during his junior season.

- Moss majored in liberal arts while at Miami.

- In 2005, Moss, along with teammate Clinton Portis, autographed items in exchange for a donation to the Santana Moss Foundation to benefit the victims of Hurricane Katrina.

- He has a son, Santana, Jr. and a daughter, Saniya.

Moss Game-by-Game Statistics

2005

Date	Opp	GS	Rec.	Yds	Avg.	Long	TD	Att.	Yds	Avg.	Long	TD
9/11	CHI	1	4	96	24.0	52	0	0	0	0.0	0	0
9/19	at DAL	1	5	159	31.8	70	2	0	0	0.0	0	0
10/2	SEA	1	6	87	14.5	30	0	0	0	0.0	0	0
10/9	at DEN	1	8	116	14.5	32	0	0	0	0.0	0	0
10/16	at KC	1	10	173	17.3	78	2	0	0	0.0	0	0
10/23	SF	1	5	112	22.4	43	1	0	0	0.0	0	0
10/30	at NYG	1	4	34	8.5	15	0	0	0	0.0	0	0
11/6	PHI	1	7	79	11.3	20	0	1	2	2.0	2	0
11/13	at TB	1	4	79	19.8	42	0	0	0	0.0	0	0
11/20	OAK	1	4	53	13.3	27	0	0	0	0.0	0	0
11/27	SD	1	6	65	10.8	22	1	1	-8	-8.0	-8	0
12/4	at STL	1	3	58	19.3	30	0	0	0	0.0	0	0
12/11	at AZ	1	7	56	8.0	21	0	0	0	0.0	0	0
12/18	DAL	1	2	73	36.5	42	0	1	3	3.0	3	0
12/24	NYG	1	5	160	32.0	72	3	0	0	0.0	0	0
1/1	at PHI	1	4	83	20.8	54	0	0	0	0.0	0	0
	Totals	16	84	1483	17.7	78	9	3	-3	-1.0	3	0

Postseason

Date	Opp	GS	Rec.	Yds	Avg.	Long	TD	Att.	Yds	Avg.	Long	TD
1/7	at TB	1	2	18	9.0	11	0	1	11	11.0	11	0
1/14	at SEA	1	7	103	14.7	39	1	1	1	1.0	1	0
	Totals	2	9	121	13.4	39	1	2	12	6.0	11	0

Punt Returns

Date	Opp.	Att.	FC	Yds	Avg.	Long	TD
9/11	CHI	0	0	0	0.0	0	0
9/19	at DAL	0	0	0	0.0	0	0
10/2	SEA	1	0	9	9.0	9	0
10/9	at DEN	2	0	17	8.5	14	0
10/16	at KC	0	0	0	0.0	0	0
10/23	SF	1	0	6	6.0	6	0
10/30	at NYG	1	0	5	5.0	5	0
11/6	PHI	0	0	0	0.0	0	0
11/13	at TB	1	0	0	0.0	0	0
11/20	OAK	1	1	3	3.0	3	0
11/27	SD	0	0	0	0.0	0	0
12/4	at STL	0	0	0	0.0	0	0
12/11	at AZ	0	0	0	0.0	0	0
12/18	DAL	0	0	0	0.0	0	0
12/24	NYG	0	0	0	0.0	0	0
1/1	at PHI	0	0	0	0.0	0	0
	Totals	7	1	40	5.7	14	0

Postseason

Date	Opp.	Att.	FC	Yds	Avg.	Long	TD
1/7	at TB	0	0	0	0.0	0	0
1/14	at SEA	0	0	0	0.0	0	0
	Totals	0	0	0	0.0	0	0

Moss Game-by-Game Statistics

2004

Date	Opp	GS	Rec.	Yds	Avg.	Long	TD	Att.	Yds	Avg.	Long	TD
9/12	CIN	1	4	55	13.8	31	0	1	8	8.0	8	0
9/19	at SD	1	4	97	24.3	48	0	0	0	0.0	0	0
10/3	at MIA	1	1	17	17.0	17	0	0	0	0.0	0	0
10/10	BUF	1	2	62	31.0	41	0	1	8	8.0	8	0
10/17	SF	IA										
10/24	at NE	0	2	12	6.0	8	0	1	0	0.0	0	0
11/1	MIA	1	1	47	47.0	47	0	0	0	0.0	0	0
11/7	at BUF	1	6	157	26.2	51	1	1	3	3.0	3	0
11/14	BAL	1	3	75	25.0	47	0	0	0	0.0	0	0
11/21	at CLE	1	2	25	12.5	13	0	0	0	0.0	0	0
11/28	at AZ	1	5	109	21.8	69	1	0	0	0.0	0	0
12/5	HOU	1	1	6	6.0	6	0	0	0	0.0	0	0
12/12	at PIT	1	3	37	12.3	21	0	0	0	0.0	0	0
12/19	SEA	1	5	79	15.8	32	2	1	12	12.0	12	0
12/26	NE	1	2	32	16.0	17	1	0	0	0.0	0	0
1/2	at STL	1	4	28	7.0	12	0	1	-13	-13.0	-13	0
	Totals	14	45	838	18.6	69	5	6	18	3.0	12	0

Postseason

Date	Opp	GS	Rec.	Yds	Avg.	Long	TD	Att.	Yds	Avg.	Long	TD
1/8	at SD	1	4	100	25.0	47	1	0	0	0.0	0	0
1/15	at PIT	1	4	31	7.8	11	0	0	0	0.0	0	0
	Totals	2	8	131	16.3	47	1	0	0	0.0	0	0

Punt>Returns

Date	Opp.	Att.	FC	Yds	Avg.	Long	TD
9/12	CIN	2	0	13	6.5	7	0
9/19	at SD	1	2	2	2.0	2	0
10/3	at MIA	3	0	26	8.7	24	0
10/10	BUF	2	0	39	19.5	34	0
10/17	SF	IA					
10/24	at NE	0	0	0	0.0	0	0
11/1	MIA	4	1	-4	-1.0	6	0
11/7	at BUF	2	0	27	13.5	17	0
11/14	BAL	3	1	21	7.0	13	0
11/21	at CLE	4	1	31	7.8	16	0
11/28	at AZ	3	1	10	3.3	9	0
12/5	HOU	1	1	46	46.0	46	0
12/12	at PIT	2	0	14	7.0	9	0
12/19	SEA	0	0	0	0.0	0	0
12/26	NE	0	0	0	0.0	0	0
1/2	at STL	0	0	0	0.0	0	0
	Totals	27	7	225	8.3	46	0

Postseason

Date	Opp.	Att.	FC	Yds	Avg.	Long	TD
1/8	at SD	0	3	0	0.0	0	0
1/15	at PIT	5	0	83	16.6	75	1
	Totals	5	3	83	16.6	75	1

2004

Date	Opp	GS	Rec.	Yds	Avg.	Long	TD	Att.	Yds	Avg.	Long	TD
9/4	at WAS	0	3	12	4.0	7	0	1	9	9.0	9	0
9/14	MIA	0	5	142	28.4	61	1	1	-11	-11.0	-11	0
9/21	at NE	0	1	17	17.0	17	0	0	0	0.0	0	0
9/28	DAL	0	5	65	13.0	38	0	1	5	5.0	5	0
10/12	BUF	1	3	16	5.3	9	1	0	0	0.0	0	0
10/19	at HOU	1	6	111	18.5	25	1	0	0	0.0	0	0
10/26	at PHI	1	5	96	19.2	60	1	1	9	9.0	9	0
11/2	NYG	1	10	121	12.1	25	3	2	11	5.5	10	0
11/9	at OAK	1	6	146	24.3	65	1	1	25	25.0	25	0
11/16	at INDY	1	3	67	22.3	48	1	0	0	0.0	0	0
11/23	JAX	1	2	13	6.5	10	1	1	5	5.0	5	0
12/1	TEN	1	3	76	25.3	39	0	2	14	7.0	8	0
12/7	at BUF	1	5	61	12.2	17	0	0	0	0.0	0	0
12/14	PIT	1	5	44	8.8	18	0	0	0	0.0	0	0

Moss Game-by-Game Statistics

12/20	NE	1	5	52	10.4	24	0	0	0	0.0	0	0
12/28	at MIA	1	7	66	9.4	23	0	0	0	0.0	0	0
	Totals	12	74	1105	14.9	65	10	10	67	6.7	25	0

Date	Opp.	PuntReturns			Avg.	Long	TD					
		Att.	FC	Yds								
9/4	at WAS	1	1	26	26.0	26	0					
9/14	MIA	3	1	12	4.0	7	0					
9/21	at NE	2	3	24	12.0	15	0					
9/28	DAL	3	2	31	10.3	17	0					
10/12	BUF	3	1	102	34.0	47	0					
10/19	at HOU	3	3	45	15.0	26	0					
10/26	at PHI	0	1	0	0.0	0	0					
11/2	NYG	4	1	14	3.5	7	0					
11/9	at OAK	2	1	23	11.5	12	0					
11/16	at INDY	0	1	0	0.0	0	0					
11/23	JAX	1	0	18	18.0	18	0					
12/1	TEN	2	0	16	8.0	13	0					
12/7	at BUF	2	1	8	4.0	5	0					
12/14	PIT	3	1	5	1.7	5	0					
12/20	NE	1	1	8	8.0	8	0					
12/28	at MIA	0	0	0	0.0	0	0					
	Totals	30	18	332	11.1	47	0					

2002

Date	Opp	GS	Rec.	Yds	Avg.	Long	TD	Att.	Yds	Avg.	Long	TD
9/8	at BUF	1	1	17	17.0	17	0	1	12	12.0	12	0
9/15	NE	0	1	35	35.0	35	0	0	0	0.0	0	0
9/22	at MIA	1	0	0	0.0	0	0	1	5	5.0	5	0
9/29	at JAX	IA										
10/6	KC	1	4	57	14.3	27	1	1	8	8.0	8	0
10/20	MIN	0	5	111	22.2	34	0	0	0	0.0	0	0
10/27	CLE	0	2	23	11.5	15	0	0	0	0.0	0	0
11/3	at SD	0	2	8	4.0	12	0	1	0	0.0	0	0
11/10	MIA	0	2	16	8.0	11	0	1	-4	-4.0	-4	0
11/17	at DET	0	2	15	7.5	10	1	1	13	13.0	13	0
11/24	BUF	0	2	38	19.0	22	0	0	0	0.0	0	0
12/2	at OAK	0	0	0	0.0	0	0	0	0	0.0	0	0
12/8	DEN	0	1	9	9.0	9	0	0	0	0.0	0	0
12/15	at CHI	0	2	7	3.5	7	0	0	0	0.0	0	0
12/22	at NE	0	4	77	19.3	47	1	0	0	0.0	0	0
12/29	GB	0	2	20	10.0	13	1	1	14	14.0	14	0
	Totals	3	30	433	14.4	47	4	7	48	6.8	14	0

Postseason

Date	Opp	GS	Rec.	Yds	Avg.	Long	TD	Att.	Yds	Avg.	Long	TD
1/4	INDY	0	5	42	8.4	16	1	0	0	0.0	0	0
1/12	at OAK	0	4	45	11.3	17	0	2	32	16.0	25	0
	Totals	0	9	87	9.7	17	1.0	2	32	16	25	0.0

Date	Opp.	PuntReturns			Avg.	Long	TD					
		Att.	FC	Yds								
9/8	at BUF	1	0	10	10.0	10	0					
9/15	NE	1	1	18	18.0	18	0					
9/22	at MIA	1	0	0	0.0	0	0					
9/29	at JAX	IA										
10/6	KC	0	0	0	0.0	0	0					
10/20	MIN	0	0	0	0.0	0	0					
10/27	CLE	4	1	103	25.8	63	1					
11/3	at SD	5	1	116	23.2	52	1					
11/10	MIA	2	1	4	2.0	3	0					
11/17	at DET	1	1	13	13.0	13	0					
11/24	BUF	1	0	32	32.0	32	0					
12/2	at OAK	2	0	34	17.0	29	0					
12/8	DEN	0	1	0	0.0	0	0					
12/15	at CHI	1	0	8	8.0	8	0					
12/22	at NE	3	0	47	15.7	34	0					
12/29	GB	3	2	28	9.3	20	0					
	Totals	25	8	413	16.5	63	2					

Moss Game-by-Game Statistics

Postseason

Date	Opp.	Att.	FC	Yds	Avg.	Long	TD
1/4	INDY	2	0	6	3.0	6	0
1/12	at OAK	0	1	0	0.0	0	0
	Totals	2	1	6	3.0	6	0

2001

Date	Opp	GS	Rec.	Yds	Avg.	Long	TD	Att.	Yds	Avg.	Long	TD
9/9	INDY	IA										
9/23	at NE	IA										
10/1	SF	IA										
10/7	at BUF	IA										
10/14	MIA	IA										
10/21	STL	IA										
10/28	at CAR	IA										
11/4	at NO	IA										
11/11	KC	IA										
11/18	at MIA	0	0	0	0.0	0	0	1	-6	-6.0	-6	0
12/2	NE	0	2	40	20.0	33	0	0	0	0.0	0	0
12/9	at PIT	IA										
12/16	CIN	IA										
12/23	at INDY	0	0	0	0.0	0	0	0	0	0.0	0	0
12/30	BUF	0	0	0	0.0	0	0	0	0	0.0	0	0
1/6	at OAK	0	0	0	0.0	0	0	0	0	0.0	0	0
	Totals	0	2	40	20.0	33	0	1	-6	-6.0	-6	0

Postseason

Date	Opp	GS	Rec.	Yds	Avg.	Long	TD	Att.	Yds	Avg.	Long	TD
1/12	at OAK	0	1	20	20.0	20	0	0	0	0.0	0	0

PuntReturns

Date	Opp.	Att.	FC	Yds	Avg.	Long	TD
9/9	INDY	IA					
9/23	at NE	IA					
10/1	SF	IA					
10/7	at BUF	IA					
10/14	MIA	IA					
10/21	STL	IA					
10/28	at CAR	IA					
11/4	at NO	IA					
11/11	KC	IA					
11/18	at MIA	0	0	0	0.0	0	0
12/2	NE	0	0	0	0.0	0	0
12/9	at PIT	IA					
12/16	CIN	IA					
12/23	at INDY	1	0	0	0.0	0	0
12/30	BUF	2	0	33	16.5	22	0
1/6	at OAK	3	0	49	16.3	23	0
	Totals	6	0	82	13.6	23	0

Postseason

Date	Opp.	Att.	FC	Yds	Avg.	Long	TD
1/12	at OAK	0	0	0	0.0	0	0

80 DAVID PATTEN

WIDE RECEIVER



Height: 5-10
Weight: 190
Birthdate: 8/19/74
Western Carolina
Lower Richland High School
Columbia, SC
10th NFL Season



NFL Acquisition: Originally signed with the New York Giants as a free agent on March 24, 1997 after spending the 1996 season with the Albany Firebirds of the AFL.

How Acquired: Signed with Washington as a free agent on March 4, 2005 from the New England Patriots.

2005 Season:

- Patten appeared in nine games in 2005, making seven starts, before landing on injured reserve with a knee injury in November.
- He recorded 22 receptions for 217 yards and a long of 32 on the season.
- Patten had his most prolific game at Denver in Week 5 (10/9) when he amassed seven receptions for 63 yards.

Pro Career:

2004 Season:

- Patten started at wide receiver and tied for the team lead with 86 receiving yards on four receptions and a touchdown in the Patriots' 27-24 victory over the Colts (9/9).
- At Buffalo (10/3), he led the team with five catches for 113 yards and a touchdown in the Patriots' 31-17 victory over the Bills. He got open over the middle and grabbed a 30-yard touchdown pass from Tom Brady to tie the game at 17 with 1:28 remaining in the second quarter. The 113 receiving yards marked the sixth time in his career that he has exceeded the 100-yard mark.
- Against Cincinnati (12/12), Patten led the team with five receptions and 107 receiving yards with a touchdown in the Patriots' AFC East clinching 35-28 victory over the Bengals.

2003 Season:

- Patten started five of six games at wide receiver before being placed on injured reserve (11/7).
- He led the team in receiving at Buffalo (9/7) and against the N.Y. Giants (10/12). At Buffalo, he finished the contest with two catches for 48 yards, making a leaping catch on a 42-yard pass along the sideline. Against the Giants (10/2), he tallied team-highs with three receptions and 55 yards in the Patriots' 17-6 victory over the Giants, making a tiptoe catch along the left sideline on a 39-yard bomb from Tom Brady in the third quarter.

2002 Season:

- Patten ranked second on the team with a career-high 61 receptions and 824 receiving yards.



Patten In Brief:

After signing with the Redskins during the 2005 offseason, Patten's season was cut short due to injury and was placed on injured reserve in November. He is an experienced and productive receiver who looks to return to form in 2006 and display the speed and work ethic needed to bolster the Redskins receiving corps. Patten has appeared in 121 games and recorded 3,736 yards on 258 receptions during his nine-year NFL career.

- He led Patriots wide receivers with five touchdown receptions, setting a new career high and also led all Patriots receivers with 13.5 yards per catch
- Patten finished tied with Troy Brown for the team lead with two 100-yard receiving games, vs. Kansas City (9/22) and at Miami (10/6).
- 38 of his 61 catches resulted in first downs.
- He tied a career high with seven receptions and recorded the fourth 100-yard receiving performance of his career (108 yards), as the Patriots beat the Chiefs 41-38 in overtime, hauling in his first touchdown of the season, a 38-yard touchdown reception. He snared two passes for a total of 35 yards in overtime on New England's game-winning drive.
- Against San Diego (9/29), he tied a career-high with seven receptions for 95 yards.
- Patten registered his second 100-yard game of the season and the fifth of his career, with 102 yards on five receptions against Miami (10/6) and caught two touchdown passes, which tied his career high (at Indianapolis, 10/21/01). He grabbed a 34-yard touchdown to give the Patriots their first points of the game and then hooked up with Tom Brady for his second touchdown, snaring a pass from 25 yards out.
- Patten made an athletic, tiptoe catch in the back of the end zone to snare a game-winning, 20-yard touchdown pass with 28 seconds left in the Patriots thrilling 33-30 win over the Chicago Bears (11/10).

2001 Season:

- Patten started 14 of 16 regular season games at wide receiver and had a career year, setting highs with 51 catches, 749 yards and four receiving touchdowns. He also notched career-highs with five rushes, 67 yards and

one touchdown and attempted two passes and completed one for a 60 yard touchdown to Troy Brown (vs. Indianapolis, 10/21).

- Patten tied a career-high with seven receptions for 73 yards in the Patriots 29-26 overtime victory against the San Diego Chargers (10/14).
- Against Indianapolis (10/21), he became only the sixth player since 1960 and the first since Walter Payton (10/21/79, vs. Minn.) to rush for a touchdown (29 yards), catch a touchdown pass (91 yards) and pass for a touchdown (60 yards to Troy Brown) in one game. The 91-yard touchdown reception from Tom Brady is the longest play from scrimmage in Patriots franchise history. The previous long was a 90-yard reception by Craig James from Tony Eason (9/15/85).
- He eclipsed the 100-yard receiving mark for the first time as a Patriot and the third time in his career with a career-high 117-yards receiving and his rushing touchdown was the first by a Patriots wide receiver since

Irving Fryar ran eight yards for a score at Seattle (11/17/85).

- His touchdown pass was the first by a Patriots player other than a quarterback since running back David Meggett threw a 35-yard pass to Troy Brown versus the Dolphins (11/23/97).
- He totaled 206 of the team's 385 yards in the game, scored three touchdowns himself and threw for another.
- During the postseason against Oakland (1/19), Patten amassed eight catches for a game-high 107 yards receiving. His receiving performance was the fourth-highest single-game receiving total in Patriots postseason history. All eight of his catches resulted in first downs, including a six-yard grab on fourth-and-four, extending their game-winning field goal drive.

2000 Season:

- While with the Cleveland Browns, Patten caught 38 receptions for 546 yards while starting 10 of 14 games. He recorded the first two 100-yard games of his career, 113 vs. Baltimore (10/1) and 103 vs. Philadelphia (12/10) and finished second on the Browns with 22 kickoff returns for 469 yards (21.3 avg.).
- Against Cincinnati (9/10), he established a then career-high of 95 yards receiving on three receptions while starting at wide receiver. He opened the game with a career-high 65-yard reception.

Single-Game Highs

Receptions: 7, six times, last at Denver (10/9/05)

Yards: 117 at Indianapolis (10/21/01)

Long: 91 at Indianapolis (10/21/01)

Touchdowns: 2, twice, last at Miami (10/6/02)

Patten Career Statistics

Year	Team	RECEIVING							RUSHING				
		GP	GS	No	Yds	Avg	Lg	TD	Att	Yds	Avg	Lg	TD
1997	NYG	16	3	13	226	17.4	401	2	1	2	2.0	2	0
1998	NYG	12	0	11	119	10.8	391	1	0	0	-	-	-
1999	NYG	16	0	9	115	12.8	19	0	1	27	27.0	27	0
2000	CLE	14	11	38	546	14.4	65	1	0	0	-	-	-
2001	NE	16	14	51	749	14.7	911	4	5	67	13.4	291	1
2002	NE	16	14	61	824	13.5	39	5	2	8	3.0	7	0
2003	NE	6	5	9	140	15.6	42	0	1	4	4.0	4	0
2004	NE	16	11	44	800	18.2	481	7	1	5	5.0	5	0
2005	WAS	9	7	22	217	9.9	32	0	0	0	-	-	-
Totals		121	65	258	3736	14.5	911	20	11	111	10.1	291	1

PLAYOFFS

Year	Team	RECEIVING							RUSHING				
		GP	GS	No	Yds	Avg	Lg	TD	Att	Yds	Avg	Lg	TD
1997	NYG	1	1	5	86	17.2	37	0	0	0	-	-	-
2001	NE	3	3	13	154	11.8	25	2	1	22	22.0	22	0
2003	NE	Injured Reserve											
2004	NE	3	0	2	20	10.0	12	0	0	0	-	-	-
2005	WAS	Injured Reserve											
Postseason		7	4	20	260	13.0	37	2	1	22	22.0	22	0

Additional statistics: attempted two passes in 2001 for 1 completion, 50 yards, 1 TD, and 1 INT; throw one incomplete pass in 2002
Fumbles-Lost: 2-1 in 2000; 1-0 in 2001

KICKOFF RETURNS

Year	Team	No	Yds	Avg	Lg	TD
1997	NYG	8	123	15.4	26	0
1998	NYG	43	928	21.6	901	1
1999	NYG	33	673	20.4	45	0
2000	CLE	22	469	21.3	62	0
2001	NE	2	44	22.0	24	0
2002	NE	0	0	0.0	0	0
2003	NE	0	0	0.0	0	0
2004	NE	1	16	16.0	16	0
2005	WAS	0	0	0.0	0	0
Totals		109	2253	20.7	901	1
Postseason		0	0	-	-	-

- He started at wide receiver against Baltimore and led the club with seven receptions for 113 yards (16.1 avg.). It was his first of two 100-yard receiving games of the season and his seven receptions and 113 yards were both career highs. He also added three kickoff returns for 61 yards (20.3 avg.).
- Against the Eagles, Patten started at wide receiver and led the team with seven receptions for 103 yards (14.7 avg.) and one touchdown. His seven receptions tied a career-high and his 103 yards receiving marked the second time during his career he eclipsed 100 yards receiving. Six of his seven receptions were for first downs.

1999 Season:

- While with the New York Giants, Patten participated in all 16 games and led the team with 33 kickoff returns for 673 yards (20.4 avg.). He also caught nine passes for 115 yards (12.8 avg.).
- Against New England (9/26) he returned three kickoffs for 74 yards while vs. Washington (11/21) he finished with a season-high three receptions for 51 yards and also returned two kickoffs for 53 yards.
- Patten returned a career-high six kickoffs for 105 yards and add two receptions for 21 yards against Arizona (11/28) and vs. the New York Jets (12/5) he attempted his first career rush and gained 27 yards.

1998 Season:

- With the New York Giants, Patten played in 12 games as the primary kickoff returner with 43 returns for 928 yards, including a 90-yard return for a touchdown at Washington (11/1).
- He totaled 11 receptions for 119 yards, including a 39-yard touchdown reception.
- Patten missed two games with a back injury and the final two games with a knee injury.
- Against Denver (12/13) Patten suffered an injured knee during the last kickoff return and was placed on injured reserve on Dec. 16, missing the final two games of the year.

1997 Season:

- Patten played in all 16 games with three starts while with the New York Giants and was utilized as a kickoff returner and wide receiver. He caught 13 passes for 226 yards, with two touchdowns and returned eight kickoffs for 123 yards.
- Against Arizona (10/12) he posted a team-high three receptions for 66 yards, including his first NFL reception, a nine-yard touchdown pass.
- He made his first NFL start against Philadelphia (12/7) when he was inserted into the lineup in place of Kevin Alexander and finished with three receptions for 54 yards, including a 40-yard touchdown catch.

1996 Season:

- With the Albany Firebirds (AFL) Patten was used as a defensive back and as a wide receiver.

College/Personal:

- Patten was a four-year letterman at Western Carolina where he finished collegiate career tied for ninth on school's career touchdown pass reception list with 14.
- As a senior in 1995 was named All-Southern Conference and ranked among the nation's top 10 receivers with 59 catches (eighth) for 881 yards (ninth) and led the conference in receiving (5.9 per game) and receiving yards (88.7 yards per game). He ranked sixth in the Southern Conference with 3.6 receptions per game as a junior in 1994.
- He was born the son of David and Betty Patten on Aug. 19, 1974 in Columbia S.C.
- Patten was not drafted out of Western Carolina in 1995 and spent time working in a landscaping business, as an electrician and hauling 75-pound bags in a coffee bean factory until joining the Albany Firebirds of the Arena Football League.
- Patten and his wife, Galiena, have three sons: Daquan, Quintin and David.

Patten Game-by-Game Statistics

2005												
Date	Opp	GS	Rec.	Yds	Avg.	Long	TD	Att.	Yds	Avg.	Long	TD
9/11	CHI	1	3	19	6.3	11	0	0	0	0.0	0	0
9/18	at DAL	1	1	12	12.0	12	0	0	0	0.0	0	0
10/2	SEA	0	3	15	5.0	11	0	0	0	0.0	0	0
10/9	at DEN	1	7	63	9.0	16	0	0	0	0.0	0	0
10/16	at KC	1	2	22	11.0	15	0	0	0	0.0	0	0
10/23	SF	1	2	56	28.0	32	0	0	0	0.0	0	0
10/30	at NYG	1	1	6	6.0	6	0	0	0	0.0	0	0
11/6	PHI	1	0	0	0.0	0	0	0	0	0.0	0	0
11/13	at TB	0	3	24	8.0	10	0	0	0	0.0	0	0
11/20-1/1	IR											
	Totals	7	22	217	9.9	32	0	0	0	0.0	0	0
Postseason												
Date	Opp	GS	Rec.	Yds	Avg.	Long	TD	Att.	Yds	Avg.	Long	TD
1/7	at TB	IR										
1/14	at SEA	IR										
2004												
Date	Opp	GS	Rec.	Yds	Avg.	Long	TD	Att.	Yds	Avg.	Long	TD
9/9	INDY	1	4	86	21.5	29	1	0	0	0.0	0	0
9/19	at AZ	1	2	39	19.5	23	0	0	0	0.0	0	0
10/3	at BUF	0	5	113	22.6	43	1	0	0	0.0	0	0
10/10	MIA	1	1	28	28.0	28	0	0	0	0.0	0	0

Patten Game-by-Game Statistics

10/17	SEA	1	5	58	11.6	19	1	1	5	5.0	5	0
10/24	NYJ	1	3	33	11.0	15	1	0	0	0.0	0	0
10/31	at PIT	1	4	39	9.8	15	0	0	0	0.0	0	0
11/7	at STL	1	2	34	17.0	20	0	0	0	0.0	0	0
11/14	BUF	0	3	43	14.3	15	1	0	0	0.0	0	0
11/22	at KC	0	1	46	46.0	46	0	0	0	0.0	0	0
11/28	BAL	1	1	37	37.0	37	0	0	0	0.0	0	0
12/5	at CLE	0	3	74	24.7	44	1	0	0	0.0	0	0
12/12	CIN	1	5	107	21.4	48	1	0	0	0.0	0	0
12/20	at MIA	1	4	40	10.0	20	0	0	0	0.0	0	0
12/26	at NYJ	0	0	0	0.0	0	0	0	0	0.0	0	0
1/2	SF	1	1	23	23.0	23	0	0	0	0.0	0	0
	Totals	11	44	800	18.2	48	7	1	5	5.0	5	0

Postseason

Date	Opp	GS	Rec.	Yds	Avg.	Long	TD	Att.	Yds	Avg.	Long	TD
1/16	INDY	0	1	12	12.0	12	0	0	0	0.0	0	0
1/23	at PIT	0	1	8	8.0	8	0	0	0	0.0	0	0
2/6	PHI	0	0	0	0.0	0	0	0	0	0.0	0	0
	Totals	0	2	20	10.0	12	0	0	0	0.0	0	0

2003

Date	Opp	GS	Rec.	Yds	Avg.	Long	TD	Att.	Yds	Avg.	Long	TD
9/7	at BUF	1	2	48	24.0	42	0	0	0	0.0	0	0
9/14	at PHI	1	2	4	2.0	4	0	0	0	0.0	0	0
9/21	NYJ	1	1	20	20.0	20	0	0	0	0.0	0	0
9/28	at WAS	IA										
10/5	TEN	1	1	13	13.0	13	0	0	0	0.0	0	0
10/12	NYG	0	3	55	18.3	39	0	1	4	4.0	4	0
10/19	at MIA	1	0	0	0.0	0	0	0	0	0.0	0	0
10/26	CLE	IA										
11/3-12/27		IR										
	Totals	5	9	140	15.6	42	0	1	4	4.0	4	0

Postseason

Date	Opp	GS	Rec.	Yds	Avg.	Long	TD	Att.	Yds	Avg.	Long	TD
1/10-2/1		IR										

2002

Date	Opp	GS	Rec.	Yds	Avg.	Long	TD	Att.	Yds	Avg.	Long	TD
9/9	PIT	0	4	70	17.5	37	0	0	0	0.0	0	0
9/15	at NYJ	1	4	65	16.3	39	0	0	0	0.0	0	0
9/22	KC	1	7	108	15.4	38	1	0	0	0.0	0	0
9/29	at SD	1	7	95	13.6	26	0	0	0	0.0	0	0
10/5	at MIA	1	5	102	20.4	34	2	1	-1	-1.0	-1	0
10/13	GB	1	2	18	9.0	13	0	0	0	0.0	0	0
10/27	DEN	1	0	0	0.0	0	0	0	0	0.0	0	0
11/3	at BUF	1	6	88	14.7	19	0	0	0	0.0	0	0
11/10	at CHI	1	4	51	12.8	20	1	0	0	0.0	0	0
11/17	at OAK	1	2	16	8.0	9	0	0	0	0.0	0	0
11/24	MIN	1	5	62	12.4	19	0	0	0	0.0	0	0
11/28	at DET	1	2	36	18.0	28	0	0	0	0.0	0	0
12/8	BUF	1	2	14	7.0	10	1	0	0	0.0	0	0
12/16	at TEN	0	1	5	5.0	5	0	0	0	0.0	0	0
12/22	NYJ	1	5	38	7.6	15	0	1	7	7.0	7	0
12/29	MIA	1	5	56	11.2	20	0	0	0	0.0	0	0
	Totals	14	61	824	13.5	39	5	2	6	3.0	7	0

2001

Date	Opp	GS	Rec.	Yds	Avg.	Long	TD	Att.	Yds	Avg.	Long	TD
9/9	at CIN	1	3	47	15.7	32	0	0	0	0.0	0	0
9/23	NYJ	1	5	53	10.6	21	0	0	0	0.0	0	0
9/30	INDY	1	1	17	17.0	17	0	1	11	11.0	11	0
10/7	at MIA	1	1	10	10.0	10	0	0	0	0.0	0	0
10/14	SD	1	7	73	10.4	26	0	0	0	0.0	0	0
10/21	at INDY	0	4	117	29.3	91	2	1	29	29.0	29	1
10/28	at DEN	1	5	62	12.4	30	1	1	13	13.0	13	0
11/4	at ATL	1	3	40	13.3	17	0	0	0	0.0	0	0
11/11	BUF	0	1	26	26.0	26	0	1	7	7.0	7	0
11/18	STL	1	2	37	18.5	27	1	0	0	0.0	0	0

Patten Game-by-Game Statistics

11/25	NO	1	3	47	15.7	27	0	0	0	0.0	0	0
12/2	at NYJ	1	6	60	10.0	17	0	0	0	0.0	0	0
12/9	CLE	1	3	41	13.7	22	0	1	7	7.0	7	0
12/16	at BUF	1	3	65	21.7	40	0	0	0	0.0	0	0
12/22	MIA	1	0	0	0.0	0	0	0	0	0.0	0	0
1/6	at CAR	1	4	54	13.5	25	0	0	0	0.0	0	0
Totals		14	51	749	14.7	91	4	5	67	13.4	29	1

Postseason

Date	Opp	GS	Rec.	Yds	Avg.	Long	TD	Att.	Yds	Avg.	Long	TD
1/19	OAK	1	8	107	13.4	25	0	0	0	0.0	0	0
1/27	at PIT	1	4	39	9.8	15	1	0	0	0.0	0	0
2/3	STL	1	1	8	8.0	8	1	1	22	22.0	22	0
Totals		3	13	154	11.8	25	2	1	22	22.0	22	0

Kickoff Returns

Date	Opp.	No.	Yds	Avg.	Long	TD
9/9	at CIN	0	0	0.0	0	0
9/23	NYJ	0	0	0.0	0	0
9/30	INDY	0	0	0.0	0	0
10/7	at MIA	0	0	0.0	0	0
10/14	SD	0	0	0.0	0	0
10/21	at INDY	1	20	20.0	20	0
10/28	at DEN	0	0	0.0	0	0
11/4	at ATL	0	0	0.0	0	0
11/11	BUF	0	0	0.0	0	0
11/18	STL	0	0	0.0	0	0
11/25	NO	1	24	24.0	24	0
12/2	at NYJ	0	0	0.0	0	0
12/9	CLE	0	0	0.0	0	0
12/16	at BUF	0	0	0.0	0	0
12/22	MIA	0	0	0.0	0	0
1/6	at CAR	0	0	0.0	0	0
Totals		2	44		0	0

Postseason

Kickoff Returns

Date	Opp.	No.	Yds	Avg.	Long	TD
1/19	OAK	0	0	0.0	0	0
1/27	at PIT	0	0	0.0	0	0
2/3	STL	0	0	0.0	0	0
Totals		0	0	0.0	0	0

2000

Date	Opp	GS	Rec.	Yds	Avg.	Long	TD	Att.	Yds	Avg.	Long	TD
9/3	JAX	1	2	9	4.5	5	0	0	0	0.0	0	0
9/10	at CIN	1	3	95	31.7	65	0	0	0	0.0	0	0
9/17	PIT	1	3	81	27.0	38	0	0	0	0.0	0	0
9/24	at OAK	1	0	0	0.0	0	0	0	0	0.0	0	0
10/1	BAL	1	7	113	16.1	38	0	0	0	0.0	0	0
10/8	at AZ	1	3	27	9.0	14	0	0	0	0.0	0	0
10/15	at DEN	1	4	54	13.5	18	0	0	0	0.0	0	0
10/22	at PIT	IA										
10/29	CIN	0	1	7	7.0	7	0	0	0	0.0	0	0
11/5	NYG	0	0	0	0.0	0	0	0	0	0.0	0	0
11/12	NE	IA										
11/19	at TEN	1	0	0	0.0	0	0	0	0	0.0	0	0
11/26	at BAL	0	4	23	5.7	7	0	0	0	0.0	0	0
12/3	at JAX	1	1	8	8.0	8	0	0	0	0.0	0	0
12/10	PHI	1	7	103	14.7	23	1	0	0	0.0	0	0
12/17	TEN	1	3	26	8.7	11	0	0	0	0.0	0	0
Totals		11	38	546	14.4	65	1	0	0	0.0	0	0

Kickoff Returns

Date	Opp.	No.	Yds	Avg.	Long	TD
9/3	JAX	2	38	19.0	19	0
9/10	at CIN	1	22	22.0	22	0
9/17	PIT	3	114	38.0	62	0
9/24	at OAK	4	53	13.2	19	0
10/1	BAL	3	61	20.3	23	0
10/8	at AZ	3	64	21.3	28	0

Patten Game-by-Game Statistics

10/15	at DEN	2	44	22.0	22	0
10/22	at PIT	IA				
10/29	CIN	0	0	0.0	0	0
11/5	NYG	0	0	0.0	0	0
11/12	NE	IA				
11/19	at TEN	1	22	22.0	22	0
11/26	at BAL	0	0	0.0	0	0
12/3	at JAX	3	51	17.0	19	0
12/10	PHI	0	0	0.0	0	0
12/17	TEN	0	0	0.0	0	0
Totals		22	469	21.3	62	0

1999

Date	Opp	GS	Rec.	Yds	Avg.	Long	TD	Att.	Yds	Avg.	Long	TD
9/12	at TB	0	0	0	0.0	0	0	0	0	0.0	0	0
9/19	WAS	0	1	3	3.0	3	0	0	0	0.0	0	0
9/26	at NE	0	0	0	0.0	0	0	0	0	0.0	0	0
10/3	PHI	0	0	0	0.0	0	0	0	0	0.0	0	0
10/10	at AZ	0	1	10	10.0	10	0	0	0	0.0	0	0
10/18	DAL	0	0	0	0.0	0	0	0	0	0.0	0	0
10/24	NO	0	0	0	0.0	0	0	0	0	0.0	0	0
10/31	at PHI	0	0	0	0.0	0	0	0	0	0.0	0	0
11/14	INDY	0	0	0	0.0	0	0	0	0	0.0	0	0
11/21	at WAS	0	3	51	17.0	19	0	0	0	0.0	0	0
11/28	AZ	0	2	21	10.5	18	0	0	0	0.0	0	0
12/5	NYJ	0	0	0	0.0	0	0	1	27	27.0	27	0
12/12	at BUF	0	0	0	0.0	0	0	0	0	0.0	0	0
12/19	at STL	0	0	0	0.0	0	0	0	0	0.0	0	0
12/26	MIN	0	1	16	16.0	16	0	0	0	0.0	0	0
1/2	at DAL	0	1	14	14.0	14	0	0	0	0.0	0	0
Totals		0	9	115	12.8	19	0	1	27	27.0	27	0

Kickoff Returns

Date	Opp.	No.	Yds	Avg.	Long	TD
9/12	at TB	1	7	7.0	7	0
9/19	WAS	6	151	25.1	45	0
9/26	at NE	3	74	24.6	33	0
10/3	PHI	3	57	19.0	22	0
10/10	at AZ	2	40	20.0	21	0
10/18	DAL	2	35	17.5	20	0
10/24	NO	0	0	0.0	0	0
10/31	at PHI	1	26	26.0	26	0
11/14	INDY	3	54	18.0	19	0
11/21	at WAS	2	53	26.5	27	0
11/28	AZ	6	105	17.5	27	0
12/5	NYJ	1	4	4.0	4	0
12/12	at BUF	0	0	0.0	0	0
12/19	at STL	1	23	23.0	23	0
12/26	MIN	1	18	18.0	18	0
1/2	at DAL	1	26	26.0	26	0
Totals		33	673	20.4	45	0

1998

Date	Opp	GS	Rec.	Yds	Avg.	Long	TD	Att.	Yds	Avg.	Long	TD
9/6	WAS	0	0	0	0.0	0	0	0	0	0.0	0	0
6/13	at OAK	0	0	0	0.0	0	0	0	0	0.0	0	0
9/21	DAL	0	1	5	5.0	5	0	0	0	0.0	0	0
9/27	at SD	0	0	0	0.0	0	0	0	0	0.0	0	0
10/4	at TB	0	0	0	0.0	0	0	0	0	0.0	0	0
10/11	ATL	0	3	59	19.6	39	1	0	0	0.0	0	0
10/18	AZ	0	3	32	10.6	13	0	0	0	0.0	0	0
11/1	at WAS	0	1	8	8.0	8	0	0	0	0.0	0	0
11/8	at DAL	0	2	9	4.5	5	0	0	0	0.0	0	0
11/15	GB	DNP										
11/22	PHI	DNP										
11/30	at SF	0	0	0	0.0	0	0	0	0	0.0	0	0
12/6	at AZ	0	0	0	0.0	0	0	0	0	0.0	0	0
12/13	DEN	0	1	6	6.0	6	0	0	0	0.0	0	0
12/20	KC	DNP										
12/27	at PHI	DNP										
Totals		0	11	119	10.8	39	1	0	0	0.0	0	0

Patten Game-by-Game Statistics

Date	Opp.	Kickoff Returns			Long	TD
		No.	Yds	Avg.		
9/6	WAS	5	131	26.2	46	0
6/13	at OAK	4	101	25.2	49	0
9/21	DAL	0	0	0.0	0	0
9/27	at SD	3	77	25.6	28	0
10/4	at TB	4	79	19.7	29	0
10/11	ATL	5	96	19.2	22	0
10/18	AZ	2	44	22.0	30	0
11/1	at WAS	4	146	36.5	90	1
11/8	at DAL	4	62	15.5	21	0
11/15	GB	DNP				
11/22	PHI	DNP				
11/30	at SF	4	74	18.5	27	0
12/6	at AZ	4	48	12.0	20	0
12/13	DEN	4	69	17.2	27	0
12/20	KC	DNP				
12/27	at PHI	DNP				
Totals		43	927	21.6	90	1

1997

Date	Opp	GS	Rec.	Yds	Avg.	Long	TD	Att.	Yds	Avg.	Long	TD
8/31	PHI	0	0	0	0.0	0	0	0	0	0.0	0	0
9/7	at JAX	0	0	0	0.0	0	0	0	0	0.0	0	0
9/14	BAL	0	0	0	0.0	0	0	0	0	0.0	0	0
9/21	at STL	0	0	0	0.0	0	0	0	0	0.0	0	0
9/28	NO	0	0	0	0.0	0	0	0	0	0.0	0	0
10/5	DAL	0	0	0	0.0	0	0	0	0	0.0	0	0
10/12	at AZ	0	3	66	33.0	34	1	0	0	0.0	0	0
10/19	at DET	0	1	5	5.0	5	0	0	0	0.0	0	0
10/26	CIN	0	0	0	0.0	0	0	0	0	0.0	0	0
11/9	at TEN	0	0	0	0.0	0	0	0	0	0.0	0	0
11/16	AZ	0	2	35	17.5	26	0	0	0	0.0	0	0
11/23	at WAS	0	0	0	0.0	0	0	0	0	0.0	0	0
11/30	TB	0	1	10	10.0	10	0	0	0	0.0	0	0
12/7	at PHI	1	3	54	18.0	40	1	0	0	0.0	0	0
12/13	WAS	1	1	9	9.0	9	0	1	2	2.0	2	0
12/21	at DAL	1	2	47	23.5	33	0	0	0	0.0	0	0
Totals		3	13	226	17.4	40	2	1	2	2.0	2	0

Postseason

Date	Opp	GS	Rec.	Yds	Avg.	Long	TD	Att.	Yds	Avg.	Long	TD
12/27	MIN	1	5	86	17.2	37	0	0	0	0.0	0	0

Kickoff Returns

Date	Opp.	Kickoff Returns			Long	TD
		No.	Yds	Avg.		
8/31	PHI	0	0	0.0	0	0
9/7	at JAX	0	0	0.0	0	0
9/14	BAL	0	0	0.0	0	0
9/21	at STL	1	26	26.0	26	0
9/28	NO	3	45	15.0	23	0
10/5	DAL	4	52	13.0	22	0
10/12	at AZ	0	0	0.0	0	0
10/19	at DET	0	0	0.0	0	0
10/26	CIN	0	0	0.0	0	0
11/9	at TEN	0	0	0.0	0	0
11/16	AZ	0	0	0.0	0	0
11/23	at WAS	0	0	0.0	0	0
11/30	TB	0	0	0.0	0	0
12/7	at PHI	0	0	0.0	0	0
12/13	WAS	0	0	0.0	0	0
12/21	at DAL	0	0	0.0	0	0
Totals		8	123	15.3	26	0

Postseason

Date	Opp.	Kickoff Returns			Long	TD
		No.	Yds	Avg.		
12/27	MIN	0	0	0.0	0	0

26 CLINTON PORTIS

RUNNING BACK



Height: 5-10
Weight: 212
Birthdate: 9/1/81
Miami (FL)
Gainesville High School
Gainesville, FL
5th NFL Season



NFL Acquisition: Portis was selected in the second round (51st overall) by the Denver Broncos in the 2002 NFL Draft.

How Acquired: Portis was acquired in a trade with the Denver Broncos in exchange for cornerback Champ Bailey on March 4, 2004.

2005 Season:

Portis started all 16 games in 2005 and recorded 1,516 yards on 352 carries (4.3 avg.) and 11 touchdowns; he also added 216 yards on 30 receptions.

- He set a franchise record for the most rushing yards in a season (1,516) and continued his franchise record-setting year with nine 100-yard rushing games in a season.
- Portis finished the year with the third highest average yards per carry in the NFC (4.3) and fourth highest in the NFL.
- He finished third in the NFC and sixth in the NFL in most yards from scrimmage (1,732).
- He led the team with 11 rushing touchdowns.
- Portis also threw for one touchdown; a 17-yard completion to tight end Chris Cooley against the New York Giants in Week 16 (12/24).
- Portis opened the 2005 season rushing for 121 yards on 21 carries and a long of 41 yards against the Chicago Bears (9/19).
- Portis recorded three rushing touchdowns at Kansas City in Week 6 (10/16).
- In Week 10 at Tampa Bay (11/13), Portis carried the ball 23 times for 144 yards and a score, averaging 6.3 yards per carry.
- At St. Louis in Week 13 (12/4), he gained 136 yards on 27 carries and two touchdowns.

Pro Career:

2004 Season:

- Portis played and started 15 games before landing on injured reserve with a pectoral injury.
- He took his first hand off as a Redskin 64-yards for a touchdown (season opener vs. TB, 9/12) and had the most rushing yards (148) in a season opener by a Redskin since 1965.
- Portis rushed for over 1,300 yards for his third consecutive season.
- He became the fourth Redskin to eclipse the 1,300-yard mark in a single season and finished with the 6th highest single season rushing total (1,315) in Redskins' history.

Portis In Brief:



Portis continues to show why he is one of the elite running backs in the NFL today. In his second season in Washington, Portis set a franchise record for the most rushing yards in a season with 1,516 as well as a franchise-record nine 100-yard rushing games in a season while leading the Redskins with 11 rushing touchdowns. He finished third in the NFC and sixth in the NFL in most yards from scrimmage (1,732) as well as recording the third highest average yards per carry in the NFC and fourth highest in the NFL (4.3). Portis was acquired by the Redskins in a blockbuster trade during the 2004 offseason for Champ Bailey. He has appeared in 60 games with 56 starts during his four-year career and amassed 5,930 yards on 1,258 carries with 45 touchdowns. He was originally selected by the Denver Broncos in the second round (51st overall) of the 2002 NFL Draft out of Miami.

- Portis finished the season with the 4th most carries (343) in a single season by a Redskins running back.
 - Among his many achievements last season, Portis ranked 8th in the NFL and 3rd in the NFC in rushing yards, 5th in the NFL and 2nd in the NFC in rushing attempts, 11th in the NFL and 4th in the NFC in yards per game (87.7), and was named a 1st alternate to the 2005 Pro Bowl.
 - He was one of only eight WR/RB's in the NFL to complete a TD pass in a game in 2004 (15-yards to WR Laveranues Coles at Detroit, 11/7).
- #### 2003 Season:
- Portis was invited to play in his first Pro Bowl after another record-setting season with the Broncos. He started 13 games and posted 290 carries for 1,591 and 14 touchdowns. He also added 38 catches for 314 yards. He ranked third on the team in receptions with a career-high 38 for 314 yards (8.3 avg.) with a long of 72, for a team-leading 1,905 total yards from scrimmage, despite having played only one half in Weeks 2-3, missing Week 4 (vs. Det.) because of a bruised sternum and missing Wk. 16-17 (at Ind. and at G.B.) with a high ankle sprain.
 - Portis ranked fifth in the NFL in rushing yards (career-

high 1,591); fifth in the AFC (7th NFL) in total yards from scrimmage (career-high 1,905) and led all NFL running backs in yards-per-carry (5.5).

- He closed his regular season by posting six straight 100-yd. games (Wks. 10-15; inactive final two weeks due to an ankle injury) and had a career-best 10 100-yd. rushing performances. He also rushed for nine TDs in his final three regular season games.
- He tied for third in the AFC (T9th NFL) in total touchdowns, tied for third in the NFL in rushing TDs and third in the AFC (6th NFL) in points scored among non-kickers. He also ranked sixth in the AFC (4th NFL) in first downs (86).
- Portis has averaged 106.9 yards per game in 29 NFL contests (115.8 yards per game in his 25 starts; 2,895 yards.). He has played too few games to qualify for the NFL's all-time yards per game list, but his current figure would top the NFL career record of 104.3 by Jim Brown.
- He also does not yet have enough rushing attempts to qualify for the NFL's all-time yards per carry chart (min. 750), but his career figure of 5.49 yards per carry would top Franco Harris' NFL record for a running back, 5.22.
- Portis joined Eric Dickerson and Edgerrin James as the only players in NFL history to rush for at least 1,500 yards in each of their first two seasons. He rushed for more yards in his first two seasons (3,099) than all but three players in NFL history: Dickerson (3,913), James (3,262) and Earl Campbell (3,147).
- Portis was named AFC Offensive Player of the Week for Week 14 vs. K.C. (12/7) and earned the NFL's FedEx Ground Player of the Week award three times (Wks. 1, 13 & 14).
- Portis had 120 yards and two scores at Cincinnati (9/7) on 24 carries, earning him the NFL's FedEx Ground Player of the Week award. He also tallied five receptions for 39 yards in Week 1.
- In Week 2 at San Diego (9/14), Portis rushed for 129 yards on just 12 carries (10.8) before leaving the game for good late in the first half because of a bruised sternum.
- In the home opener vs. Oak. (9/22), Portis rushed 10 times for 42 yards (4.2) with a long of 13 and caught one pass for no gain, while being played sparingly after the first quarter due to an existing sternum injury.
- Portis bounced back from a sternum injury that caused him to miss Week 4 (vs. Det.) to rush for a then season-high 141 yards on 23 carries (6.1) and a touchdown, while adding five receptions for a career-high 79 yards (15.8), to post a then season-best 220 total yards from scrimmage, at the time the second best total of his career. He also set new career-bests with a 65-yd. run from scrimmage for a touchdown, and a 72-yard reception from Rod Smith on an end-around pass, making him just the third player since 1970 to post a run

and a reception of 60+ yards in the same game. The others to accomplish this feat are San Francisco's Delvin Williams in 1976 (80 & 85 vs. Washington, Nov. 7) and Herschel Walker in 1986 (84 & 84 vs. Philadelphia, Dec. 14).

- In addition, 110 of Portis' 141 yards came in the second half, giving him his second 100-yd. half of the season, and fourth of his career. In Week 7 at Min. (10/19), he rushed for 117 yards and a touchdown on 25 carries (4.7), while adding three receptions for 43 yards (14.3).
- He went over 100 yards for the fifth time in eight games in Wk. 9 vs. N.E. (11/3), carrying the ball 26 times for 111 yards (4.3) and a touchdown, while adding four receptions for 20 yards. (5.0).
- Two weeks later (after a bye), vs. S.D. (11/16), Portis recorded his 14th career 100-yard rushing game, tallying 106 yards on 25 carries (4.2). Versus Chi. (11/23), he ran for a then-season-high and second-best-of-his-career 165 yards on 14 carries (11.8) to put him over 1,000 yards for the second year in a row, and caught three passes for 23 yards (7.7).
- He ran a career-high 34 times for a season-high 170 yards (5.0) and two touchdowns at Oak. (11/30), while adding a catch for 7 yards and his first career two-point conversion. Adding his 170 rushing yards to the previous week's total (165 yards vs. Chi.) gave Portis the best two-game output of his career. His performance was also good enough to garner the NFL's FedEx Ground Player of the Week award for the second time this season.
- Portis turned in arguably his best game as a pro in a key divisional rematch vs. 11-1 K.C. (12/7), rushing 22 times for 218 yards (9.9) and a franchise-record five touchdowns to earn the NFL's FedEx Ground Player of the Week award for the second week in a row, and third time this season. He also added two catches for 36 yards (18.0). His five rushing touchdowns tied for second most in NFL history, while his five total touchdowns tied for fourth. He became one of 12 players in NFL history to record five touchdowns in a game. Portis' 254 total yards from scrimmage was the most in one half in the NFL since Shaun Alexander ran for 192 vs. Oak., on 11/11/01. It was his third 100-yd. half of the season and fifth of his career, bettering his previous high for a half (129 at S.D., 9/7).
- In an overtime win vs. Cleveland, (12/14) Portis rushed for 139 yards and two touchdowns on a career-high 38 carries (3.7), while also catching one pass for 6 yards. On his final carry he sprained his right knee and ankle. Portis was declared inactive at Ind. (12/21) and in the regular season finale at G.B. (12/28) while still recovering from the high-ankle sprain.

2002 Season:

- Portis was named NFL Offensive Rookie of the Year by AP, Pro Football Weekly, Football Digest and the Touchdown Club of Columbus; NFL Rookie of the Year by The Sporting News and Sports Illustrated and named to Pro Football Weekly All-Rookie team.
- He played in all 16 games and started each of the last 12, and ranked fourth in the NFL in rushing with a franchise rookie-record 1,508 yards and 15 touchdowns (tying the franchise rookie record) on 273 carries (franchise-record 5.52 yards per carry), with a long of 59,

Single-Game Highs

- Carries: 38 vs. Cleveland (12/24/05)
- Yards: 228 vs. Arizona (12/29/02)
- Long: 65t vs. Kansas City (12/7/03)
- Rushing TDs: 5 vs. Kansas City (12/7/03)
- Receptions: 7 vs. Green Bay (10/31/04)
- Receiving Yards: 79 at Kansas City (10/5/03)

while also ranking fifth on the team with 33 receptions for 364 yards (11.0) and two touchdowns, with a long of 66.

• Portis' 1,872 total yards from scrimmage ranked fifth in the AFC (6th NFL), while his 95 first downs ranked fourth in the AFC and the NFL.

• Portis scored 11 touchdowns (10 rush, one rec.) in the last six games of the season, and in the five December games averaged 134.4 rushing yards, 165.2 total yards, 1.8 touchdowns and 6.5 yards. per carry.

• He led all NFL rookies in rushing yards (1,508), total yards from scrimmage (1,872), rushing touchdowns (15) and total touchdowns (17), and led the NFL in yards-per-carry (5.52) among all running backs with 100 or more carries.

• Portis' 1,508 yards rushing are the fifth most by a rookie in NFL history. Portis posted the second best yards-per-carry avg. (5.52) for a rookie in NFL history behind Franco Harris' 5.61 in 1972, and set a franchise record.

• His 17 total touchdowns and 102 points both tied for third in the NFL (non-kickers) in 2002.

• His 228 rushing yards. in the season-finale vs. Ariz. (12/29) were the fourth most by a rookie in NFL history, and tied for the 16th best single-game total by any player in league history.

• Portis was named NFL Offensive Rookie of the Month for October, rushing for 358 yards. and three touchdowns on 79 carries (4.5), and catching 11 passes for 98 yards (8.9) and one TD.

College/Personal:

• Portis earned first-team All-Big East honors from the league's coaches and third-team All-America acclaim from the Associated Press his junior year. He took over the tailback duties full-time for the first time in his career as a true junior and rushed for 1,200 yards and 10 touchdowns on 220 carries (5.5 avg.), becoming only the fifth player in school history to gain more than 1,000 yards. on the ground in a season.

• Portis' performance ranked No. 3 on the Hurricanes' all-time single-season list behind Edgerrin James (1,416 in 1998) and Otis Anderson (1,266 in 1978), and he helped guide Miami to an undefeated season and a national championship with a win over Nebraska in the Rose Bowl. He also caught 12 passes for 125 yards (10.4 avg.) and a score.

• Portis' 10 rushing touchdowns and 11 total scores rank

seventh on the school's single-season list, and his eight 100-yd. performances tied the school record first set by Anderson in 1978. As a sophomore, he rushed for 485 yards and two touchdowns on 77 carries (6.3 avg.) in eight games. He also added 103 yards on five receptions (20.6 avg.).

• Portis was a freshman All-America selection by *The Sporting News*, as he became just the second true freshman to start at running back at Miami since the 1975 season. He became an integral part of the offense following Najeh Davenport's season-ending injury in the Kickoff Classic and injuries to James Jackson. Portis set a school freshman record with five 100-yd. performances, and led the team with 838 yards and eight touchdowns on 143 carries (5.9 avg.) in 10 games. He also caught four passes for 44 yards (11.0 avg.) and a pair of scores and recovered a fumble.

• Portis was a *USA Today* Honorable Mention All-America at Gainesville (Fla.) High School. He was named the No. 10 running back in the SEC Region by PrepStar; was Florida's #4 tailback on the *Florida Times-Union* Super 75; was rated the 39th best player on the *Tampa Tribune Florida* top 50; was a Tampa Tribune Blue Chip selection; a Super Prep All-SEC Region Honorable Mention and No. 27 player in Florida, as well as first-team all-state, all-region and all-area selection.

• A three-year starter, Portis was the Gainesville Sun Player of the Year and set a school record rushing for 2,036 yards. as a senior. He averaged 8.0 yards. per carry and scored 26 touchdowns, and also saw action at defensive back where he had 79 tackles, three sacks and two interceptions.

• Portis was a standout in track and field, as well as clocking 10.6 in the 100 meters and participating on a state-record 4x100-meter relay team (40.8) and state champion 4x400-meter relay team. He posted a leap of 6'-6" in the high jump and 22'-8" in the long jump.

• In 2005, Portis was active in the community; he was involved in the "Skins Santa Shoppe" through The Redskins Charitable Foundation, helping needy children choose a Christmas present at FedExField. Through the Clinton Portis Foundation, he distributed Thanksgiving meals to 200 families in the Washington D.C area. He also assisted the Santana Moss Foundation in an

Portis Career Statistics

Year	Team	RUSHING							RECEIVING							PASSING								
		GP	GS	Att	Yds	Avg	Lg	TD	No	Yds	Avg	Lg	TD	Att	Cmp	Pct	Yds	Yds/Att	TD	Int	Lg	Sk	Lst	Rating
2002	DEN	16	12	273	1508	5.5	59	15	33	364	11.0	66	2	0	0	0.0	0	0.00	0	0	0	0	0	0.0
2003	DEN	13	13	290	1591	5.5	65	14	38	314	8.3	72	0	0	0.0	0	0.00	0	0	0	0	0	0	0.0
2004	WAS	15	15	343	1315	3.8	84	4	40	235	5.9	18	2	2	1	50.0	15	7.50	1	0	158	0	0	114.6
2005	WAS	16	16	352	1516	4.3	47	11	30	218	7.2	23	0	2	1	50.0	17	8.50	1	0	171	0	0	118.8
Totals		60	58	1258	5930	4.7	69	44	141	1129	8.0	72	4	4	2	50.0	32	8.00	2	0	171	0	0	116.7

PLAYOFFS

Year	Team	RUSHING							RECEIVING							PASSING								
		GP	GS	Att	Yds	Avg	Lg	TD	No	Yds	Avg	Lg	TD	Att	Cmp	Pct	Yds	Yds/Att	TD	Int	Lg	Sk	Lst	Rating
2003	DEN	1	1	17	58	4.0	11	0	1	10	10.0	10	0	0	0	0.0	0	0.00	0	0	0	0	0	0.0
2005	WAS	2	2	33	94	2.8	9	1	3	8	2.0	9	0	2	0	0.0	0	0.00	0	0	0	0	0	39.6
Postseason		3	3	50	162	3.2	11	1	4	16	4.0	10	0	2	0	0.0	0	0.00	0	0	0	0	0	39.6

Additional statistics: none

Fumbles-Lost: 5-3 in 2002; 3-1 in 2003, 1-0 in '03 playoffs; 5-4 in 2004; 3-2 in 2005; 0-0 in '05 playoffs

autograph session in exchange for donations to benefit the victim of Hurricane Katrina.

• Portis made quite the name for himself in 2005 on both a local and national level for his off-the-field antics.

During his weekly media sessions, Portis would dress up as various characters including Southeast Jerome, Bro Sweet, Dollar Bill and Sheriff Gonna Getcha.

• Clinton Earl Portis was born Sept. 1, 1981 in Laurel, Miss.

Portis Game-by-Game Statistics

2005

Date	Opp.	GS	Att.	Yds	Avg.	Long	TD	Rec	Yds	Avg.	Long	TD
9/11	CHI	1	21	121	5.8	41	0	0	0	0.0	0	0
9/18	at DAL	1	17	52	3.1	8	0	4	25	6.3	10	0
10/2	SEA	1	25	90	3.6	13	0	2	18	9.0	12	0
10/9	at DEN	1	20	103	5.2	21	0	2	27	13.5	16	0
10/16	at KC	1	21	77	3.7	13	0	4	51	12.8	23	0
10/23	SF	1	19	101	5.3	15	3	1	12	12.0	12	0
10/30	at NYG	1	4	6	1.5	5	0	3	13	4.3	14	0
11/6	PHI	1	21	67	3.2	15	1	3	8	2.7	6	0
11/13	at TB	1	23	144	6.3	31	1	2	9	4.5	5	0
11/20	OAK	1	22	92	4.2	13	0	1	-6	-6.0	-6	0
11/27	SD	1	29	87	3.0	8	0	1	23	23.0	23	0
12/4	at STL	1	27	136	5.0	47	2	1	1	1.0	1	0
12/11	at AZ	1	26	105	4.0	23	1	3	16	5.3	6	0
12/18	DAL	1	23	112	4.9	19	0	1	4	4.0	4	0
12/24	NYG	1	27	108	4.0	19	1	1	10	10.0	10	0
1/1	at PHI	1	27	112	4.1	22	2	1	5	5.0	5	0
Totals		16	352	1513	4.3	47	11	30	216	7.2	23	0

Postseason

Date	Opp.	GS	Att.	Yds	Avg.	Long	TD	Rec	Yds	Avg.	Long	TD
1/7	at TB	1	16	53	3.3	9	1	1	-5	-5.0	-5	0
1/14	at SEA	1	17	41	2.4	7	0	2	11	5.5	9	0
Totals		2	33	94	2.8	9	1	3	6	2.0	9	0

2004

Date	Opp.	GS	Att.	Yds	Avg.	Long	TD	Rec	Yds	Avg.	Long	TD
9/12	TB	1	29	148	5.1	64	1	4	15	3.8	7	0
9/19	at NYG	1	20	69	3.5	21	0	2	29	14.5	16	1
9/27	DAL	1	23	94	4.1	13	0	0	0	0.0	0	0
10/3	at CLE	1	20	58	2.9	10	1	2	15	7.5	12	0
10/10	BAL	1	25	53	2.1	9	0	4	16	4.0	8	0
10/17	at CHI	1	36	171	4.8	22	0	1	11	11.0	11	0
10/31	GB	1	17	70	4.1	15	0	7	17	2.4	7	0
11/7	at DET	1	34	147	4.3	21	0	1	11	11.0	11	0
11/14	CIN	1	17	81	4.8	11	0	4	32	8.0	14	0
11/21	at PHI	1	17	37	2.2	13	0	1	-4	-4.0	-4	0
11/28	at PIT	1	6	17	2.8	7	0	1	0	0.0	0	0
12/5	NYG	1	31	148	4.8	19	1	3	14	4.7	10	1
12/12	PHI	1	23	80	3.5	13	2	4	22	5.5	15	0
12/18	at SF	1	35	110	3.1	18	0	3	20	6.7	9	0
12/26	at DAL	1	10	32	3.2	5	0	0	0	0.0	0	0
1/2	MIN	IR										
Totals		15	343	1315	3.8	64	5	37	198	5.4	16	2

2003

Date	Opp.	GS	Att.	Yds	Avg.	Long	TD	Rec	Yds	Avg.	Long	TD
9/7	at CIN	1	24	120	5.0	23	2	5	39	7.8	13	0
9/14	at SD	1	12	129	10.8	58	0	0	0	0.0	0	0
9/22	OAK	1	10	42	4.2	13	0	1	0	0.0	0	0
9/28	DET	IA										
10/5	at KC	1	23	141	6.1	65	1	5	79	15.8	72	0
10/12	PIT	1	15	47	3.1	10	0	5	26	5.2	10	0
10/19	at MIN	1	25	117	4.7	24	1	3	43	14.3	29	0
10/26	at BAL	1	22	86	3.9	17	0	6	29	4.8	7	0
11/3	NE	1	26	111	4.3	15	1	4	20	5.0	10	0
11/16	SD	1	25	106	4.2	30	0	2	6	3.0	5	0
11/23	CHI	1	14	165	11.8	59	0	3	23	7.7	13	0
11/30	at OAK	1	34	170	5.0	28	2	1	7	7.0	7	0
12/7	KC	1	22	218	9.9	59	5	2	36	18.0	30	0
12/14	CLE	1	38	139	3.7	13	2	1	6	6.0	6	0
12/21	at INDY	IA										
12/28	at GB	IA										
Totals		13	290	1591	5.5	65	14	38	314	8.3	72	0

Portis Game-by-Game Statistics

Postseason


Date	Opp.	GS	Att.	Yds	Avg.	Long	TD	Rec	Yds	Avg.	Long	TD
1/4	at INDY	1	17	68	4.0	11	0	1	10	10.0	10	0

2002

Date	Opp.	GS	Att.	Yds	Avg.	Long	TD	Rec	Yds	Avg.	Long	TD
9/8	STL	0	5	34	6.8	15	0	0	0	0.0	0	0
9/15	at SF	0	4	12	3.0	6	0	0	0	0.0	0	0
9/22	BUF	0	18	103	5.7	24	1	1	4	4.0	4	0
9/30	at BAL	0	8	55	6.9	24	0	3	30	10.0	17	0
10/6	SD	1	20	102	5.1	16	0	2	17	8.5	9	1
10/13	MIA	1	18	75	4.2	15	0	6	67	11.2	21	0
10/20	at KC	1	15	70	4.7	17	1	3	14	4.7	5	0
10/27	at NE	1	26	111	4.3	11	2	0	0	0.0	0	0
11/11	OAK	1	14	50	3.6	11	1	4	26	6.5	15	0
11/17	at SEA	1	23	136	5.9	34	0	2	52	26.0	38	0
11/24	INDY	1	18	88	4.9	11	2	0	0	0.0	0	0
12/1	at SD	1	23	159	6.9	43	2	3	34	11.3	17	0
12/8	at NYJ	1	24	103	4.3	10	0	3	22	7.3	12	0
12/15	KC	1	21	130	6.2	51	3	3	75	25.0	66t	1
12/22	at OAK	1	12	52	4.3	13	1	1	5	5.0	5	0
12/29	AZ	1	24	228	9.5	59	2	2	18	9.0	14	0
	Totals	12	273	1508	5.5	59	15	33	364	11.0	66t	2

20 PIERSON PRIOLEAU

SAFETY



Height: 5-11
Weight: 185
Birthdate: 8/6/77
Virginia Tech
Macedonia High School
Alvin, SC
8th NFL Season



NFL Acquisition: Prioleau was drafted by the San Francisco 49ers in the fourth round (110th overall) of the 1999 NFL Draft.

How Acquired: Signed with the Redskins as a free agent on March 16, 2005.

2005 Season:

- Prioleau appeared in 15 games in 2005, with two starts.
- He recorded a career-high two sacks and finished the season with 39 tackles (31 solo).
- He finished fourth on the team with 21 special teams tackles.
- At Arizona (12/11) in Week 14, Prioleau started at defensive back and led the team with seven solo tackles, recorded one sack (Kurt Warner for a four-yard loss) and forced and recovered a fumble.

Pro Career:

2004 Season:

- Prioleau played in all 16 games with two starts.
- He totaled 37 tackles (14 solo) on the year.
- In his first start of the season at the New York Jets (10/10) in Week 5, he recorded 11 tackles and added a fumble recovery.



Prioleau In Brief:

Prioleau signed with the Redskins as a free agent during the 2005 offseason. During his first season sporting the burgundy and gold, Prioleau recorded a career-high two sacks and appeared in 15 games with six starts. He recorded 39 tackles (31 solo) and forced and recovered one fumble. He also finished fourth on the team with 21 special teams stops. Prioleau is a smart and experienced player who will continue to add depth to the Redskins secondary and is also an added force on special teams.

- Prioleau recorded a season-high five special teams tackles at San Francisco (12/26).

2003 Season:

- Prioleau appeared in 16 games with six starts.
- He recorded nine tackles at safety and one pass defended, as well as one special teams tackle at Miami (9/21).
- He tallied a blocked punt and safety at Kansas City (10/26).

2002 Season:

- In his first full season with the Bills, Prioleau started all 16 games at free safety. That marked the first time in his career that he played in all 16 games.
- He finished fifth on the team with a career-best 86 tackles; previous career-high was 48 in 1999, and also had 10 stops on special teams.
- He recorded a season-high 12 tackles (10 solos) in Week 2 at Minnesota (9/15).
- At Miami (10/20), Prioleau recorded his second career sack in the Bill's victory over the Dolphins - other career sack also came against Dolphins - when he tackled Ray Lucas on third down to force a punt.

2001 Season:

- Prioleau signed with the Bills on 11/7/01 and was inactive for the first three games after joining the team but was impressive when he saw action in the final six games; that stint included starts at free safety in the season's final two contests.
- He ended the season in very impressive fashion with a career performance in the finale at Miami (1/6) when he dropped Jay Fiedler for his first career sack, led the team with a career-best 13 tackles (10 solo) and forced a fumble; his biggest play was nullified by penalty when he returned a third quarter INT off Fieldler 44 yards for an apparent TD but saw it come back on a defensive holding call away from the play.

Single-Game Highs

- Total Tackles:** 13 at Miami (1/6/02)
Solo Tackles: 10, twice, last at Minnesota (9/15/02)
Interceptions: 1 vs. Oakland (10/8/00)
Sacks: 1, five times, last at Philadelphia (1/1/06)

2000 Season:

- Prioleau appeared in 14 games for the Niners, making six starts at free safety and recorded 38 tackles (33 solo) and his first career interception.

1999 Season:

- Prioleau played in 14 games and made five starts.
- He led all 49ers rookies with 48 tackles and was credited with one special teams tackle at Jacksonville (9/12).
- He was inactive vs. NO (9/19) and at Arizona (9/27).
- Prioleau posted eight tackles (seven solo), one forced fumble and one pass deflection vs. Washington (12/26).

College/Personal:

- Prioleau started every game for a Virginia Tech defense that led the Big East with 12.9 points per game allowed.
- He finished with 61 tackles (41 solo) and two interceptions as senior.
- He was named first-team All-Big East and third-team All-America by *The Sporting News*.
- His full name is Pierson Olin Prioleau, pronounced "PEER-sun PRAY-low".
- His hometown is Alvin, SC where he played both sides of the ball at Macedonia High and he rushed for 927 yards and 18 touchdowns and amassed 800 receiving yards for five touchdowns. He finished with 77 tackles and one interception as senior defensive back and earned All-Region honors as junior and senior. He holds the school record with 43'1/2" vertical jump.
- He majored in interdisciplinary studies at Virginia Tech.
- Prioleau and his wife, Alicia, have two sons Pierson Jalen (P.J.) and Parker Jayden and reside in Radford, VA.

Prioleau Career Statistics

Year	Team	GP	GS	Tot	TACKLES			Yds	INTERCEPTIONS					FUMBLES			
					Solo	Asst	Sk		No	Yds	Lg	TD	PD	FF	FR	Yds	TD
1999	SF	14	5	48	40	8	0	0	0	0	0	0	10	1	0	0	0
2000	SF	14	6	38	33	5	0	0	1	13	13	0	3	2	0	0	0
2001	BUF	6	2	30	21	9	1	11	0	0	0	0	1	1	0	0	0
2002	BUF	15	16	86	64	22	1	10	0	0	0	0	4	0	0	0	0
2003	BUF	16	6	37	23	14	0.5	6.5	0	0	0	0	5	1	0	0	0
2004	BUF	16	2	37	14	23	0	0	0	0	0	0	1	0	1	12	0
2005	WAS	15	8	39	31	8	3	9	0	0	0	0	4	1	1	4	0
Totals		97	43	315	226	89	5.5	36.5	-1	13	13	0	28	6	2	16	0

Year	Team	GP	GS	Tot	TACKLES			Yds	INTERCEPTIONS					FUMBLES				
					Solo	Asst	Sk		No	Yds	Lg	TD	PD	FF	FR	Yds	TD	
2005	WAS	2	0	7	6	1	0	0	0	0	0	0	0	0	0	0	0	0

Additional statistics: Special Teams Tackles: 1999 (5); 2000 (10); 2001 (6); 2002 (10); 2003 (12); 2004 (28); 2005 (21), 2005 playoffs (3)

62 MIKE PUCILLO

OFFENSIVE LINEMAN



Height: 6-4
 Weight: 311
 Birthdate: 7/14/79
 Auburn
 Brandon (Fla.) High School
 Cleveland, OH
 4th NFL Season



NFL Acquisition: Pucillo was originally drafted by the Buffalo Bills in the seventh round (215th overall) in the 2002 NFL Draft.

How Acquired: Pucillo signed with the Redskins as a free agent on March 24, 2006.

2005 Season:

• Pucillo appeared in 10 games for the Cleveland Browns in 2005, with six starts.


Pro Career:

2004 Season:

• Pucillo appeared in two games for the Buffalo Bills (Arizona, 10/31 and Pittsburgh, 1/2). He dressed for four games but did not play and was inactive for 10 contests.

2003 Season:

- Pucillo earned the starting right guard position during training camp and made his NFL debut vs. New England on Sept. 7.
- He started the first 11 games of the season at right guard and was a key blocker in boosting RB Travis Henry to his second straight 1,000 yard rushing season.
- Anchoring the right interior of the offensive line, eight of Henry's 10 touchdowns were scored with Pucillo in the starting lineup and six of the eight touchdowns were up the middle or to the right side of the line.
- Pucillo was sidelined for three games after suffering a foot injury vs. Indianapolis on Nov. 23. He returned to play vs. Miami on Dec. 21 and replaced Ruben Brown at

Pucillo In Brief:
 Pucillo signed with the Redskins during the 2006 offseason from the Cleveland Browns. He is a versatile lineman that can play both guard and center positions and will add depth to the Redskins offensive front. Pucillo has appeared in 25 games during his four-year NFL career, with 18 starts. He has spent time on the rosters of Buffalo and Cleveland before landing in Washington.

left guard in the season finale at New England on Dec. 27.

2002 Season:

• Pucillo was on the 53-man roster for all 16 games but was inactive for 14 contests. He was active but did not play at Miami on Oct. 20 and vs. San Diego on Dec. 15.

College/Personal:

- Pucillo was a versatile lineman at Auburn, gaining experience at guard and center.
- He started 25 consecutive games for the Tigers and as a senior in 2001, started all 12 games at right offensive guard.
- In 2000, he manned the right guard position all 13 games and helped an offense that averaged 356.7 yards per game. He redshirted as a freshman in 1997.
- Pucillo starred at Brandon (Fla.) High School, where he was a PrepStar All-American selection.
- He was also named to the Florida "Super 24" squad and was picked to the *Tampa Tribune* state "Top 50" list.
- He won Jimbo Kynes Award for county's best lineman and was selected to play in the Florida-Georgia All-Star Game. He was a two-year All-State selection at center.

Pucillo Career Statistics


Year	Team	G	GS
2003	Buffalo	13	12
2004	Buffalo	2	0
2005	Cleveland	10	6
Career	Totals	25	18

61 CASEY RABACH

OFFENSIVE LINEMAN



Height: 6-4
 Weight: 301
 Birthdate: 9/24/77
 Wisconsin
 Sturgeon Bay High School
 Sturgeon Bay, WI
 6th NFL Season



NFL Acquisition: Originally selected with the Baltimore Ravens' third round pick (92nd overall) in the 2001 NFL Draft

How Acquired: Signed with Washington as a free agent on March 2, 2005.

2005 Season:

- Rabach started all 16 games at center in 2005.
- He was part of an offensive line that helped Clinton Portis rush for a franchise record 1,516 yards.
- At Denver (10/9) in Week 5, he, along with his fellow lineman, allowed zero sacks in 53 pass attempts.

Pro Career:

2004 Season:

- Rabach started at left guard for an injured Edwin Mulitalo (torn left triceps) and helped pave the way for the Ravens to rush for 190 yards (4.6 ypc) and did not allow a sack for the 2nd-straight game in the 30-23 victory in the season finale vs. Miami (12/05).
- He started at center and helped open holes allowing the Ravens to rush for 160 yards, including 130 by Jamal Lewis in game 14 at Indianapolis (12/19).
- Rabach also helped protect Kyle Boller, allowing him to throw for 219 yards and a career-high four TDs against the Giants and helped open holes allowing the Ravens to run for 192 yards, averaging 6.2 yards per rush in game 12 vs. Cincinnati (12/5).
- Started at center and helped pave the way for the Ravens to rush for 254 yards and two rushing scores, including a franchise-record 10.3 yards per carry by Jamal Lewis in game 3 at Cincinnati (9/26).

2003 Season:

- Rabach played in 14 regular season games, starting two.
- He subbed for an injured Bennie Anderson at right guard and helped to open holes, allowing the Ravens to rush for 276 yards, including 205 by Jamal Lewis in the 35-0 victory in game 15 at Cleveland (12/21).
- Rabach subbed at right guard and helped protect



Rabach In Brief:

Rabach was signed by the Redskins during the 2005 offseason. He is a versatile and powerful lineman who can play both guard and center. In his first season with the burgundy and gold, he started all 16 games at center. He was part of an offensive line that helped Clinton Portis rush for a franchise record 1,516 yards. Prior to joining the Redskins, Rabach spent four seasons with the Baltimore Ravens after the team selected him with a third round pick (92nd overall) in the 2001 NFL Draft. During his career, Rabach has played in 58 games, with 39 starts. A former Wisconsin Badger, Rabach was the first Badger to be drafted by the Ravens and the second center.

Anthony Wright, allowing him to throw for a career-high 319 yards and four touchdowns in a spectacular 44-41 OT come-from-behind victory in game 11 vs. Seattle (11/23).

- He subbed at right guard after Bennie Anderson injured his thigh and at left guard for Edwin Mulitalo, who left the game with a knee injury, and helped open holes, allowing Jamal Lewis to rush for an NFL record 295 yards and two scores in Week 2 vs. Cleveland (9/14). He helped clear the way for Lewis to average 9.8 yards per carry and allowed the Ravens to rush for 343 yards as a team.

2002 Season:

- Rabach was a versatile lineman off the bench, seeing action in 12 games, starting five: four at left guard and one at center.
- He subbed for an injured Anderson (stinger) and helped protect QB Jeff Blake, allowing him to complete 18 of 30 passes (60.0%) for 228 yards, two touchdowns and no interceptions for a 106.0 QB rating. Also, the line did not allow a sack in game 14 at Houston (12/15).
- He helped pave the way for the Ravens offense to rack up 201 rushing yards, including a then-career-high-tying 187 yards for RB Jamal Lewis. Rabach delivered a punishing block to spring Lewis on his then-franchise record 75-yard run and also helped provide protection for QB Chris Redman to throw two touchdowns (his 2nd consecutive multi-TD game) and did not allow a sack against the Browns.

Rabach Career Statistics

Year	Team	G	GS
2002	Baltimore	12	5
2003	Baltimore	14	2
2004	Baltimore	16	16
2005	Washington	16	16
Career	Totals	58	39

2001 Season:

• Rabach was inactive for 14 games and did not see action all season.

College/Personal:

- Rabach started 48 games for the Badgers and was 1-of-4 consensus All-American linemen in the Barry Alvarez regime (center Cory Rayment and tackles Aaron Gibson and Chris McIntosh), and 1-of-11 1st-team All-Big Ten Conference offensive linemen.
- The Badgers averaged 218.0 yards per game rushing during his career (over 10,000 yards total) and he holds the rare distinction of garnering All-Big Ten Conference 1st-team honors at two different positions, picking up those accolades as a center in 1999, then at guard in 2000.
- Rabach was a starter on back-to-back Rose Bowl Champion teams (1999 and 2000) and earned 2nd-team All-America honors by the Associated Press and Walter Camp as a senior.
- He was the recipient of the Wayne Souza Award, given annually to the Wisconsin offensive player that

contributes the best of his abilities on and off the field.

- Rabach was a three-time Honor Roll student and an agricultural journalism major.
- His cousin Nick Greisen plays linebacker for the New York Giants and other cousin, Chris Griesen, plays for the Dallas Desperados.
- While in Baltimore he participated in the "Breath of Life," which benefits asthmatic research and the Cystic Fibrosis fundraiser at M&T Bank Stadium in 2003. He also worked with the American Red Cross assisting at their blood drives and participated in the Empty Bowls project at South Carroll HS in 2002, which raised money for the Carroll County (MD) Human Services Department.
- His great uncle, Stan Kramer, played for the Green Bay Packers.
- He and his wife, Nicole, were married on February 16, 2002 and welcomed a daughter, Alana Nicole, on March 27, 2005.
- His name is pronounced: RAH-bock and his full name is Casey Edward Rabach.

82

ANTWAAN RANDLE EL

WIDE RECEIVER



Height: 5-10
Weight: 192
Birthdate: 8/17/79
Indiana
Thornton High School
Riverdale, IL
5th NFL Season



NFL Acquisition: Randle El was drafted by the Pittsburgh Steelers in the second round (62nd overall) of the 2002 NFL Draft.

How Acquired: Signed with the Redskins as a free agent on March 13, 2006.

2005 Season:

- Randle El was an intricate part of the Pittsburgh Steelers Super Bowl Championship season, finishing third in receptions with 35 for 558 yards and one touchdown. The former college quarterback completed three-for-three passes for 67 yards and one touchdown during the year. He also returned 44 punts for 448 yards and two touchdowns during the regular season.
- He had a spectacular Super Bowl performance, catching three passes for 22 yards and took a reverse and threw a 43-yard touchdown pass to Hines Ward, solidifying a Steelers championship. He became the first wide receiver in Super Bowl history to throw a touchdown pass.

Pro Career:

2004 Season:

- Randle El had a lot more opportunities as a receiver in 2004 while filling in for Plaxico Burress, who missed five

Randle El In Brief:



Randle El joined the Redskins during the 2006 offseason from the Super Bowl Champion Pittsburgh Steelers. He is a triple threat: excelling on offense as a wide receiver, an excellent punt and kickoff return guy, and as a former college quarterback, poses a threat as a passer. Randle El has the uncanny ability to get open and adjust to the football while possessing exceptional hands. He will be a welcome addition to the Redskins talented receiving corps. During his four-year NFL career, he has appeared in 64 games with 23 starts since Pittsburgh drafted him in the second round (62nd overall) in the 2002 NFL Draft. He amassed 2,015 receiving yards on 162 catches with seven touchdowns. He also returned 168 punts for 1,594 yards and four scores and 78 kickoff returns for 1,742 yards and one touchdown. Through the air, Randle El has completed 14 of 16 passes for 128 yards and two touchdowns for a quarterback rating of 139.6.

games with a hamstring injury.

- He started five games as split end and finished second on

the team with 43 receptions for 601 yards and three TDs.

- At Baltimore (9/19) he caught three passes for 29 yards, including a long of 20 yards and also scored his first TD of the season, a three-yard strike from Ben Roethlisberger.
- Against Cincinnati (10/3) Randle El had a terrific all-around day—receiving, rushing and kick returning. He compiled 101 all-purpose yards, had two receptions for 24 yards, including a long of 20 yards and also ran twice for six yards. He had two punt returns for six yards and 65 yards on two kickoff returns.
- At Cincinnati (11/21) he had a big day on returns and moved into the role as second receiver when Plaxico Burress left the game in the second quarter with a hamstring injury...averaged 11.9 yards (83 total) on seven punts, including three of 20 or more yards...also had 50 yards on two kickoff returns, including a long of 27...caught two passes for 17 yards.
- At the New York Giants (12/18) Randle El became the first Steelers receiver Louis Lippis in 1988 (Nov. 13 vs. Philadelphia) to catch and throw a TD pass in a game...finished with a career-high 149 yards on five receptions for a 29.8-yard average...also had one punt return.
- He was named a Pro Bowl alternate on special teams.

2003 Season:

- Randle El appeared in all 16 games and amassed 364 yards on 37 catches and one TD; he also added 466 yards on 23 kickoff returns and 542 yards on 45 returns with two touchdowns.
- Against St. Louis (10/26) he returned his first punt for a touchdown in the regular season—second overall—when he raced 84 yards for a score in the first quarter. He also had two receptions for 13 yards and had two rushes for 39 yards, one on which he took a direct snap from center and ran 32 yards.
- Against Arizona (11/9) he returned his second punt of the season for a TD (52 yards) to tie a Steelers record for most in a season. He averaged 21.3 yards on three punt returns and also had one kickoff return for 22 yards.
- Against Oakland (12/7) Randle El produced a huge day, accumulating 225 yards in combined yards: totaled 69 yards from scrimmage, 48 yards on three receptions and 11 yards on two rushing attempts. He also amassed 132 yards on five punt returns for a 26.4-yard average and 34 yards on his only kickoff return and had a 39-yard punt return nullified by a penalty.

2002 Season:

- Randle El appeared in all 16 regular season games and two postseason contests as a rookie. He totaled 489 receiving yards on 47 catches and two touchdowns and 134 rushes yards on 19 carries. He also gained 733 yards on 32 kickoff returns and one TD and 258 yards on 37 punt returns.
- At New Orleans (10/6) he tied Hines Ward for the team

lead with five receptions for 48 yards. He also returned three punts for 35 yards and nearly broke one for 29 yards late in the fourth quarter, his longest punt return of the season. He also had four kickoff returns for 69 yards, a 17.3 average.

- At Cincinnati (10/13) he had another spectacular day and scored his first TD as a pro. He returned the second-half kickoff 99 yards—on a fake reverse—for the second-longest kickoff return in Steelers history and the first kickoff return for a TD since Dec. 24, 2000.
- At Cleveland (11/3) Randle El lined up at receiver running back and quarterback in the Steelers' mixture of trick plays. He had three receptions for 18 yards and also completed two-of-two passes for 26 yards, including a 25-yard shuttle pass to Amos Zereoue. He ran once for two yards and returned one punt for 11 yards and one kickoff for 12 yards.
- At Tampa Bay (12/23) he scored his first offensive TD on an 11-yard pass from Tommy Maddox on the Steelers' initial drive of the game. He also had one carry for four yards and was 1-of-1 for eight yards in passing. He returned three punts for 33 yards, an 11-yard average and one kickoff for 21 yards.
- Against Cleveland (1/5) he returned his first punt for a touchdown in his career—66 yards—and also the first by a Steeler in postseason history. He also had an active day as a receiver and returner; catching five passes for 85 yards, including a long of 30. He had one run for three yards and returned four punts for 77 yards, a 19.3-yard average and returned two kickoffs for 31 yards, a 15.5-yard average.

College/Personal:

- Randle El was a 2001 All-American and All-Big Ten Conference first-team selection as an all-purpose back at Indiana by The NFL Draft Report, adding national first-team honors from the Football Writers Association.
- He performed as a quarterback, wide receiver and punt returner; completing 118 of 231 passes (51.1%) for 1664 yards and nine touchdowns. He was second on the team with 188 carries for 964 yards (5.1 avg) and eight scores and caught four passes for 30 yards (7.5 avg) and returned 16 punts for 149 yards (9.3 avg).
- He averaged 238.9 yards per game in total offense and 103.9 all-purpose yards per game and also punted eight times for 240 yards (30.0 avg).
- A former college baseball and basketball player, he saw limited action as an outfielder on the 2000 IU baseball team but left the team midway through the season to concentrate on academics and football. A standout defender, he joined the 1998-99 IU basketball team following the football season.
- Randle El was ranked as one of the top five football prospects in the Midwest following his senior season at Thornton (Riverdale, Ill.) High School. He was a first-team All-State selection and the Illinois Gatorade Player-of-the-Year in 1996.
- He was a 14th-round draft selection of the Chicago Cubs in 1997.
- He is the son of Jacqueline and Curtis Randle El and has an older brother, Curtis, a defensive back at Indiana (1996-99) who played in 32 career games (19 starts). He also has a younger brother, Marcus, who is a football player at Wisconsin. Full name: Antwaan Randle El.

Single-Game Highs

Receptions: 8 vs. Houston (12/8/02)

Yards: 149 at NY Giants (12/18/04)

Long: 63t vs. Tennessee (9/11/05)

Touchdowns: 1, seven times, last vs. Tennessee (9/11/05)

Randle El Career Statistics

Year	Team	RECEIVING										RUSHING							PASSING						
		GP	GS	No	Yds	Avg	Lg	TD	Att	Yds	Avg	Lg	TD	Att	Cmp	Pct	Yds	Yds/Att	TD	Int	Lg	Sk	Yds Lst	Rating	
2002	PIT	16	0	47	489	10.4	35	2	19	134	7.1	24	0	8	7	87.5	45	5.6	0	0	25	1	10	90.1	
2003	PIT	16	1	37	364	9.8	32	1	15	75	5.0	32	0	4	3	75.0	6	1.5	0	0	9	0	0	77.1	
2004	PIT	16	7	43	601	14.0	39	3	8	34	4.3	12	0	1	1	100.0	10	10.0	1	0	10	0	0	147.9	
2005	PIT	16	15	35	558	15.9	63	1	12	73	6.1	43	0	3	3	100.0	67	22.3	1	0	51	0	0	158.3	
Totals		64	23	162	2012	12.4	63	7	54	316	5.9	43	0	16	14	87.5	128	8.0	2	0	51	1	10	139.6	

PLAYOFFS

Year	Team	RECEIVING										RUSHING							PASSING						
		GP	GS	No	Yds	Avg	Lg	TD	Att	Yds	Avg	Lg	TD	Att	Cmp	Pct	Yds	Yds/Att	TD	Int	Lg	Sk	Yds Lst	Rating	
2002	PIT	2	0	9	138	15.3	30	0	2	14	7.0	11	0	1	0	0.0	0	0.0	0	0	0	0	0	0	39.6
2004	PIT	2	0	4	58	14.5	34	0	0	0	0.0	0	0	0	0	0.0	0	0.0	0	0	0	0	0	0.0	
2005	PIT	4	4	12	119	9.9	20	1	1	5	5.0	5	0	2	1	50.0	43	21.5	1	0	43	0	0	135.4	
Postseason		8	4	25	315	12.6	34	1	3	19	6.3	11	0	3	1	33.3	43	14.3	1	0	43	0	0	121.5	

Additional statistics: none

Fumbles-Lost: 1-1 in 2002, 0-0 in '02 playoffs; 2-0 in 2003; 3-2 in 2004, 0-0 in '04 playoffs; 2-1 in 2005, 0-0 in '05 playoffs

Year	Team	KICKOFF RETURNS							PUNT RETURNS						
		No	Yds	Avg	Lg	TD	No	FC	Yds	Avg	Lg	TD			
2002	PIT	32	733	22.9	99	1	37	11	257	6.9	29	0			
2003	PIT	24	466	19.4	34	0	45	12	542	12.0	84	2			
2004	PIT	21	527	25.1	41	0	42	13	347	8.3	60	2			
2005	PIT	1	16	16.0	16	0	44	12	448	10.2	81	2			
Totals		78	1742	22.3	99	1	168	48	1594	9.5	84	4			
Postseason		10	183	18.3	32	0	23	5	272	11.8	66	1			

Randle El Game-by-Game Statistics

2005

Date	Opp	GS	Rec.	Yds	Avg.	Long	TD	Att.	Yds	Avg.	Long	TD
9/11	TEN	1	2	89	44.5	63	1	1	6	6.0	6	0
9/18	at HOU	1	3	75	25.0	54	0	0	0	0.0	0	0
9/25	NE	1	2	56	28.0	49	0	0	0	0.0	0	0
10/2	at SD	1	3	50	16.7	21	0	2	7	3.5	6	0
10/16	JAX	1	3	27	9.0	12	0	0	0	0.0	0	0
10/23	at CIN	1	0	0	0.0	0	0	0	0	0.0	0	0
10/31	BAL	1	3	31	10.3	14	0	1	5	5.0	5	0
11/6	at GB	1	0	0	0.0	0	0	2	41	20.5	43	0
11/13	CLE	1	2	19	9.5	15	0	2	10	5.0	12	0
11/20	at BAL	1	4	50	12.5	23	0	0	0	0.0	0	0
11/28	at INDY	0	2	5	2.5	8	0	0	0	0.0	0	0
12/4	CIN	1	5	47	9.4	14	0	0	0	0.0	0	0
12/11	CHI	1	2	28	14.0	15	0	1	3	3.0	3	0
12/18	at MIN	1	2	48	24.0	28	0	1	2	2.0	2	0
12/24	at CLE	1	1	20	20.0	20	0	1	-2	-2.0	-2	0
1/1	DET	1	1	13	13.0	13	0	1	1	1.0	1	0
Totals		15	35	558	15.9	63	1	12	73	6.1	43	0

Postseason

Date	Opp	GS	Rec.	Yds	Avg.	Long	TD	Att.	Yds	Avg.	Long	TD
1/8	at CIN	1	2	15	7.5	15	0	1	5	5.0	5	0
1/15	at INDY	1	3	30	10.0	13	1	0	0	0.0	0	0
1/22	at DEN	1	4	52	13.0	20	0	0	0	0.0	0	0
2/5	SEA	1	3	22	7.3	8	0	0	0	0.0	0	0
Totals		4	12	119	9.9	20	1	1	5	5.0	5	0

Date	Opp.	Att.	Punt Returns				Kickoff Returns					
			FC	Yds	Avg.	Long	TD	No.	Yds	Avg.	Long	TD
9/11	TEN	1	0	0	0.0	0	0	0	0	0.0	0	0
9/18	at HOU	2	2	10	5.0	16	0	0	0	0.0	0	0
9/25	NE	3	0	20	6.7	17	0	0	0	0.0	0	0
10/2	at SD	1	2	0	0.0	0	0	0	0	0.0	0	0
10/16	JAX	5	1	94	18.8	72	1	0	0	0.0	0	0
10/23	at CIN	3	0	20	6.7	9	0	0	0	0.0	0	0
10/31	BAL	0	1	0	0.0	0	0	0	0	0.0	0	0
11/6	at GB	3	0	13	4.3	10	0	0	0	0.0	0	0
11/13	CLE	3	1	16	5.3	8	0	0	0	0.0	0	0
11/20	at BAL	4	1	12	3.0	5	0	0	0	0.0	0	0

Randle El Game-by-Game Statistics

11/28	at INDY	1	1	19	19.0	19	0	0	0	0.0	0	0
12/4	CIN	2	0	8	4.0	8	0	0	0	0.0	0	0
12/11	CHI	5	0	23	4.6	12	0	0	0	0.0	0	0
12/18	at MIN	5	0	85	17.0	72	0	1	16	16.0	16	0
12/24	at CLE	4	0	49	12.3	36	0	0	0	0.0	0	0
1/1	DET	2	3	79	39.5	81	1	0	0	0.0	0	0
Totals		44	12	448	10.2	81	2	1	16	16.0	16	0

Postseason

Date	Opp.	Att.	Punt		Returns		TD	Kickoff		Returns		Long	TD
			FC	Yds	Avg.	Long		No.	Yds	Avg.	Long		
1/8	at CIN	2	0	21	10.5	14	0	0	0	0.0	0	0	0
1/15	at INDY	5	1	50	10.0	20	0	0	0	0.0	0	0	0
1/22	at DEN	1	1	13	13.0	13	0	0	0	0.0	0	0	0
2/5	SEA	2	0	32	16.0	20	0	0	0	0.0	0	0	0
Totals		10	2	116	11.6	20	0	0	0	0.0	0	0	0

2004

Date	Opp	GS	Rec.	Yds	Avg.	Long	TD	Att.	Yds	Avg.	Long	TD
9/12	OAK	0	1	11	11.0	11	0	0	0	0.0	0	0
9/19	at BAL	0	3	29	9.7	20	1	1	1	1.0	1	0
9/26	at MIA	0	1	7	7.0	7	0	1	4	4.0	4	0
10/3	CIN	1	2	24	12.0	20	0	2	6	3.0	7	0
10/10	CLE	0	2	19	14.5	15	0	0	0	0.0	0	0
10/17	at DAL	0	1	11	11.0	11	0	3	11	3.7	6	0
10/31	NE	0	6	44	7.3	20	0	0	0	0.0	12	0
11/7	PHI	0	1	6	6.0	6	0	1	12	12.0	0	0
11/14	at CLE	1	1	19	19.0	19	0	0	0	0.0	0	0
11/21	at CIN	0	2	17	8.5	11	0	0	0	0.0	0	0
11/28	WAS	1	2	37	18.5	27	0	0	0	0.0	0	0
12/5	at JAX	1	5	71	14.2	18	0	0	0	0.0	0	0
12/12	NYJ	1	1	11	11.0	11	0	0	0	0.0	0	0
12/18	at NYG	1	5	149	29.8	39	1	0	0	0.0	0	0
12/26	BAL	0	3	55	18.3	33	0	0	0	0.0	0	0
1/2	at BUF	1	7	81	11.6	23	1	0	0	0.0	0	0
Totals		7	43	591	13.7	39	3	8	34	4.3	12	0

Postseason

Date	Opp	GS	Rec.	Yds	Avg.	Long	TD	Att.	Yds	Avg.	Long	TD
1/15	NYJ	0	1	6	6.0	6	0	0	0	0.0	0	0
1/23	NE	0	3	52	17.3	34	0	0	0	0.0	0	0
Totals		0	4	58	14.5	34	0	0	0	0.0	0	0

Date	Opp.	Att.	Punt		Returns		TD	Kickoff		Returns		Long	TD
			FC	Yds	Avg.	Long		No.	Yds	Avg.	Long		
9/12	OAK	2	1	22	11.0	15	0	3	76	25.3	36	0	0
9/19	at BAL	3	2	11	3.7	6	0	2	42	21.0	30	0	0
9/26	at MIA	2	0	1	0.5	1	0	2	74	37.0	41	0	0
10/3	CIN	2	3	6	3.0	6	0	2	65	32.5	35	0	0
10/10	CLE	4	1	12	3.0	9	0	2	36	18.0	21	0	0
10/17	at DAL	2	2	21	10.5	15	0	2	23	11.5	13	0	0
10/31	NE	2	0	10	5.0	9	0	4	113	28.3	37	0	0
11/7	PHI	5	0	21	4.2	10	0	0	0	0.0	0	0	0
11/14	at CLE	2	1	29	14.5	29	0	2	48	24.0	26	0	0
11/21	at CIN	7	0	83	11.9	30	0	2	50	25.0	27	0	0
11/28	WAS	6	0	111	18.5	60	0	0	0	0.0	0	0	0
12/5	at JAX	1	0	10	10.0	10	0	0	0	0.0	0	0	0
12/12	NYJ	2	1	-6	-3.0	-1	0	0	0	0.0	0	0	0
12/18	at NYG	1	1	-2	-2.0	-2	0	0	0	0.0	0	0	0
12/26	BAL	0	0	0	0.0	0	0	0	0	0.0	0	0	0
1/2	at BUF	1	1	18	18.0	18	0	0	0	0.0	0	0	0
Totals		42	13	347	8.3	60	0	21	527	25.1	0	0	0

Postseason

Date	Opp.	Att.	FC	Yds	Avg.	Long	TD	No.	Yds	Avg.	Long	TD
1/15	NYJ	4	0	25	6.3	11	0	1	20	20.0	20	0
1/23	NE	3	0	40	13.3	22	0	4	75	18.8	26	0
Totals		7	0	65	9.3	22	0	5	95	19.0	22	0

Randle El Game-by-Game Statistics

2003

Date	Opp	GS	Rec.	Yds	Avg.	Long	TD	Att.	Yds	Avg.	Long	TD
9/7	BAL	0	1	13	13.0	13	0	3	-9	-3.0	5	0
9/14	at KC	0	3	15	5.0	7	0	0	0	0.0	0	0
9/21	at CIN	0	2	19	9.5	12	0	1	5	5.0	5	0
9/28	TEN	1	5	47	9.4	20	0	1	15	15.0	15	0
10/5	CLE	0	3	25	8.3	11	0	1	3	3.0	3	0
10/12	at DEN	0	1	7	7.0	7	0	2	7	3.5	7	0
10/26	STL	0	2	13	6.5	7	0	2	39	19.5	32	0
11/2	at SEA	0	3	45	15.0	29	0	0	0	0.0	0	0
11/9	AZ	0	0	0	0.0	0	0	1	-3	-3.0	-3	0
11/17	at SF	0	4	61	15.3	32	1	0	0	0.0	0	0
11/23	at CLE	0	1	7	7.0	7	0	0	0	0.0	0	0
11/30	CIN	0	1	9	9.0	9	0	0	0	0.0	0	0
12/7	OAK	0	3	48	16.0	24	0	2	11	5.5	18	0
12/14	at NYJ	0	2	14	7.0	10	0	0	0	0.0	0	0
12/21	SD	0	0	0	0.0	0	0	1	6	6.0	6	0
12/28	at BAL	0	6	41	6.8	14	0	1	1	1.0	1	0
Totals		1	37	364	9.8	32	1	15	75	5.0	32	0

Date	Opp.	Att.	Punt				Long	TD	Kickoff		Returns			Long	TD
			FC	Yds	Avg.	Long			No.	Yds	Avg.	Long			
9/7	BAL	1	3	9	9.0	9	0	0	0	0.0	0	0	0	0	
9/14	at KC	2	0	9	4.5	7	0	5	132	26.4	29	0	0	0	
9/21	at CIN	3	1	13	4.3	6	0	1	11	11.0	11	0	0	0	
9/28	TEN	3	0	17	5.7	9	0	1	23	23.0	23	0	0	0	
10/5	CLE	4	0	39	9.8	30	0	2	32	16.0	19	0	0	0	
10/12	at DEN	5	0	36	7.2	12	0	1	23	23.0	23	0	0	0	
10/26	STL	4	1	92	23.0	84	1	1	27	27.0	27	0	0	0	
11/2	at SEA	2	1	8	4.0	5	0	2	41	20.5	22	0	0	0	
11/9	AZ	3	1	64	21.3	52	1	1	22	22.0	22	0	0	0	
11/17	at SF	1	0	0	0.0	0	0	3	37	12.3	16	0	0	0	
11/23	at CLE	2	0	9	4.5	9	0	2	24	12.0	17	0	0	0	
11/30	CIN	0	1	0	0.0	0	0	0	0	0.0	0	0	0	0	
12/7	OAK	5	0	132	26.4	51	0	1	34	34.0	34	0	0	0	
12/14	at NYJ	4	1	49	12.3	24	0	1	17	17.0	17	0	0	0	
12/21	SD	2	1	3	1.5	3	0	2	43	14.3	25	0	0	0	
12/28	at BAL	4	2	62	15.5	24	0	0	0	0.0	0	0	0	0	
Totals		45	12	542	12.0	84	0	23	466	20.3	29	0	0	0	

2002

Date	Opp	GS	Rec.	Yds	Avg.	Long	TD	Att.	Yds	Avg.	Long	TD
9/9	at NE	0	6	87	14.5	27	0	1	9	9.0	9	0
9/15	OAK	0	2	23	11.5	17	0	1	10	10.0	10	0
9/29	CLE	0	5	51	10.2	20	0	2	8	4.0	8	0
10/6	at NO	0	5	48	9.6	22	0	1	-10	-10.0	-10	0
10/13	at CIN	0	1	25	25.0	25	0	1	24	24.0	24	0
10/21	INDY	0	1	9	9.0	9	0	3	27	9.0	16	0
10/27	at BAL	0	1	3	3.0	3	0	1	16	16.0	16	0
11/3	at CLE	0	3	18	6.0	6	0	1	2	2.0	2	0
11/10	ATL	0	3	51	17.0	36	0	2	23	11.5	13	0
11/17	at TEN	0	5	26	5.2	9	0	0	0	0.0	0	0
11/24	CIN	0	2	10	5.0	5	0	1	-2	-2.0	-2	0
12/1	at JAX	0	0	0	0.0	0	0	0	0	0.0	0	0
12/8	HOU	0	8	88	11.0	26	0	1	11	11.0	11	0
12/15	CAR	0	1	5	5.0	5	0	2	10	5.0	5	0
12/23	at TB	0	1	11	11.0	11	1	1	4	4.0	4	0
12/29	BAL	0	3	34	11.3	14	1	1	2	2.0	2	0
Totals		0	47	489	10.4	36	2	19	134	7.1	24	0

Postseason

Date	Opp	GS	Rec.	Yds	Avg.	Long	TD	Att.	Yds	Avg.	Long	TD
1/5	CLE	0	5	85	17.0	30	0	1	3	3.0	3	0
1/11	at TEN	0	4	53	13.3	30	0	1	11	11.0	11	0
Totals		0	9	138	15.3	30	0	2	14	7.0	11	0

Date	Opp.	Att.	Punt				Long	TD	Kickoff		Returns			Long	TD
			FC	Yds	Avg.	Long			No.	Yds	Avg.	Long			
9/9	at NE	2	2	9	4.5	9	0	0	0	0.0	0	0	0	0	

Randle El Game-by-Game Statistics

9/15	OAK	2	1	17	8.5	14	0	3	77	25.7	31	0
9/29	CLE	4	1	14	3.5	7	0	3	81	27.0	33	0
10/6	at NO	3	0	35	11.7	29	0	4	69	17.3	20	0
10/13	at CIN	1	0	-1	-1.0	-1	0	1	99	99.0	99	1
10/21	INDY	1	0	0	0.0	0	0	1	7	7.0	7	0
10/27	at BAL	2	0	31	15.5	19	0	2	55	27.5	37	0
11/3	at CLE	1	2	11	11.0	11	0	1	12	12.0	12	0
11/10	ATL	4	3	23	5.8	22	0	2	36	18.0	23	0
11/17	at TEN	1	1	13	13.0	13	0	2	32	16.0	18	0
11/24	CIN	4	0	27	6.8	15	0	1	20	20.0	20	0
12/1	at JAX	3	1	6	2.0	6	0	3	79	26.3	30	0
12/8	HOU	6	0	40	6.7	13	0	2	26	13.0	15	0
12/15	CAR	0	0	0	0.0	0	0	3	33	11.0	18	0
12/23	at TB	3	0	33	11.0	22	0	1	21	21.0	21	0
12/29	BAL	0	0	0	0.0	0	0	3	86	28.7	45	0
	Totals	37	11	258	7.0	29	0	32	733	22.9	99	1

Postseason		Punt		Returns			Kickoff		Returns			TD	
Date	Opp.	Att.	FC	Yds	Avg.	Long	TD	No.	Yds	Avg.	Long	TD	TD
1/5	CLE	4	2	77	19.3	66	1	2	31	15.5	18	0	0
1/11	at TEN	2	1	14	7.0	9	0	3	57	19.0	32	0	0
	Totals	6	3	91	15.2	66	1	5	88	17.6	32	0	0

75 KARON RILEY



Height: 6-2
 Weight: 268
 Birthdate: 8/23/78
 Minnesota
 Martin Luther King HS
 Detroit, MI
 4th NFL Season

DEFENSIVE END



NFL Acquisition: Riley was a fourth round (103rd overall) pick of the Chicago Bears in the 2001 NFL Draft.

How Acquired: Riley signed with the Redskins as a free agent on January 20, 2006.

2005 Season:

• Riley did not re-sign with the Atlanta Falcons following the 2004 season and spent 2005 out of football.

Pro Career:**2004 Season:**

• Riley appeared in one game (Arizona, 9/26) for the Atlanta Falcons, recording one tackle, before landing on injured reserve.

2003 Season:

• Riley played in all 16 games for the Falcons, primarily on special teams and as a reserve linebacker with injuries to Will Overstreet and Sam Rogers.
 • He finished the season with nine tackles (four solo) and six stops on special teams.

2002 Season:

• Riley played in three games for the Falcons and was inactive for six other contests after splitting time on the practice squad and active roster.

**Riley In Brief:**

Riley has logged his most extensive playing time during his three-year career contributing to special teams and looks to make an immediate impact with the Redskins unit. The former Minnesota Golden Gopher entered the League as a fourth round pick (103rd overall) of the Chicago Bears in the 2001 NFL Draft. He also spent two seasons with the Atlanta Falcons.

2001 Season:

• Riley appeared in five games as a rookie in a reserve role on the defensive line and as a special teamer.
 • He recorded one tackle at Baltimore (9/9).

College/Personal:

• Riley was an All-America selection as a junior and senior at Minnesota after playing two seasons at Southern Methodist.
 • For the Golden Gophers, he recorded 108 tackles, 29 sacks and 42 tackles for loss. His 29 sacks set a school record.

- He earned All-Big Ten first-team honors as a senior as well as being named co-Defensive Lineman of the Year. He was also the recipient of the Carl Eller Award, given annually to the team's top defensive player after leading the Big Ten in sacks with 13.
- He was an All-America third-team pick by *The Sports Exchange* and the *Sporting News*.
- Riley majored in psychology.

- He was a three-year letter winner in football, basketball and track at Martin Luther King H.S. (Detroit, MI) where he was all-state, all-metro and all-city as a senior.
- Riley owns the DVD of every professional bout from Muhammad Ali's professional boxing career.
- He also possesses a conversational knowledge of the Chinese language.
- His cousin, Sean Higgins, was forward for the Philadelphia 76ers.
- Riley lists his family has his role models: parents Angela and Fred and brothers Jomo, Jabruan and Shanga.
- In his spare time, he likes movies, playing basketball and spending time with his family.

Single-Game Highs

Total Tackles: 4 at Houston (11/30/03)
Solo Tackles: 2, twice, last at Houston (11/30/03)

Riley Career Statistics

Year	Team	GP	GS	Tot	TACKLES			Yds	INTERCEPTIONS					FUMBLES				
					Solo	Asst	Sk		No	Yds	Lg	TD	PD	FF	FR	Yds	TD	
2001	CHI	5	0	1	1	0	0	0	0	0	0	0	0	0	0	0	0	0
2002	ATL	3	0	0	0	0	0	0	0	0	0	0	0	0	0	0	0	0
2003	ATL	16	0	9	4	5	0	0	0	0	0	0	1	0	0	0	0	0
2004	ATL	1	0	1	0	1	0	0	0	0	0	0	0	0	0	0	0	0
2005	Out of the NFL																	
Totals		25	0	11	5	6	0	0	0	0	0	0	1	0	0	0	0	0

PLAYOFFS

Year	Team	GP	GS	Tot	TACKLES			Yds	INTERCEPTIONS					FUMBLES				
					Solo	Asst	Sk		No	Yds	Lg	TD	PD	FF	FR	Yds	TD	
2001	CHI	0	0	0	0	0	0	0	0	0	0	0	0	0	0	0	0	0
2002	ATL	0	0	0	0	0	0	0	0	0	0	0	0	0	0	0	0	0
Totals		0	0	0	0	0	0	0	0	0	0	0	0	0	0	0	0	0

Additional statistics: Special Teams Tackles: 2004 (1); 2003 (6)

22 CARLOS ROGERS

CORNERBACK



Height: 6-0
 Weight: 195
 Birthdate: 7/2/81
 Auburn
 Butler High School
 Augusta, GA
 2nd NFL Season



How Acquired: Rogers was selected by the Redskins in the first round (ninth overall) of the 2005 NFL Draft.

Pro Career:

2005 Season:

- Rogers played in 12 games with five starts as a rookie, recording 40 tackles (34 solo), two interceptions and two forced fumbles.
- He made his first career NFL start in Week 4 against Seattle, tying for second on the team with seven tackles (five solo) and one forced fumble.
- Against San Diego (11/27) in Week 12, Rogers tied for the team-lead with eight tackles (seven solo), intercepted one Drew Brees' pass and recorded three pass deflections.



Rogers In Brief:

Rogers was the Redskins 9th overall selection in the 2005 NFL Draft. During his rookie season, he played in 12 games, making five starts, and established himself as an integral part of the Redskins secondary. He recorded 40 tackles (34 solo), two interceptions and two forced fumbles. He made his NFL debut in week 1 against Chicago and his first professional start at cornerback in week 4 against Seattle. Rogers played college ball at Auburn where he won the Jim Thorpe Award, given annually to the nation's top defensive back.

OWNERSHIP
 COACHES
 PLAYERS
 STATISTICS
 RECORDS
 HISTORY
 SIDELINES

College/Personal:

- Rogers played up to his potential during his senior season at Auburn in 2004 earning several team, conference and national honors for his stellar play. He was honored as an All-American first-team selection by the Football Writers Association, All-Southeastern Conference first-team, semi-finalist for the Bednarik Award, finalist for the Bronko Nagurski Award given to the nation's top defensive player and winner of the Jim Thorpe Award given to the nation's top defensive back.
- He started in all 13 games at defensive back and was a key special teams contributor. He recorded 47 tackles (37 solo), two interceptions, half a sack and five tackles-for-loss. In 13 games, Rogers had 65 passes thrown in his direction, eighteen were completed (27%).
- Rogers played and started in 12 of 13 games during the 2003 season. He missed the Arkansas game (10/11) after sustaining a hand injury against Tennessee (10/4). He finished the year with 29 tackles (17 solo), one interception, one fumble recovery and nine pass deflections. The nine pass deflections led the team.

- Rogers finished the 2002 season with 48 tackles (34 solo), a team-high nine pass deflections and a career-best four interceptions (tied for team lead). He played in all 13 games with nine starts.
- Rogers played in all 12 games for the Tigers in 2001, starting nine. He finished fourth on the team with a career best 58 tackles (46 solo), a team-high 12 pass deflections and one fumble recovery. For his efforts he was named to *The Sporting News* Freshman All-America second team and was named to the Freshman All-SEC team.
- Rogers attended Hargrave Military Academy in 2000.
- He was a two-way player at Butler High School in Augusta, Ga. He rushed for 1,332 yards, 11 touchdowns and recorded 47 tackles and two interceptions during his senior season.
- He was a three-year starter that was named to *SuperPrep Magazine* All-American, *PrepStar* All-Region, *Atlanta Journal Constitution* "Georgia 75", *Augusta Chronicle* first team All-Area and All-Metro. In addition, he was selected to the North-South All-Star Game and the Georgia-Florida All-Star Game.
- Rogers played basketball and averaged 14.2 points per game at point guard.
- He also lettered in track running the 100m (10.7) and the 200m (21.0).
- Rogers was a sociology major at Auburn, and is the son of Linda and David Rogers. He has one brother, Antrone.

Single-Game Highs

Total Tackles: 8 vs. San Diego (11/27/05)
Solo Tackles: 7 vs. San Diego (11/27/05)
Interceptions: 1, twice, last at St. Louis (12/4/05)

Rogers Career Statistics

Year	Team	GP	GS	Tot	TACKLES			Yds	INTERCEPTIONS					FUMBLES			
					Solo	Asst	Sk		No	Yds	Lg	TD	PD	FF	FR	Yds	TD
2005	WAS	12	5	40	34	6	0	0	2	14	14	0	4	2	0	0	0

PLAYOFFS																	
Year	Team	GP	GS	Tot	TACKLES			Yds	INTERCEPTIONS					FUMBLES			
					Solo	Asst	Sk		No	Yds	Lg	TD	PD	FF	FR	Yds	TD
2005	WAS	2	2	13	10	3	0	0	0	0	0	0	1	0	0	0	0

Additional statistics: Special Teams Tackles: 2005 (10), 2005 playoffs (3)

Rogers Game-by-Game Statistics

2005	Date	Opp.	GS	Tkls	Solo	Asst	Sacks	Yds	Int	Yds	Lg	TD	PD	FF	FR	Yds
	9/11	CHI	0	0	0	0	0	0	0	0	0	0	0	0	0	0
	9/18	at DAL	0	1	1	0	0	0	0	0	0	0	0	0	0	0
	10/2	SEA	1	7	5	2	0	0	0	0	0	0	0	1	0	0
	10/9	at DEN	1	4	4	0	0	0	0	0	0	0	0	0	0	0
	10/16	at KC	1	3	3	0	0	0	0	0	0	0	0	0	0	0
	10/23	SF	IA													
	10/30	at NYG	0	1	0	1	0	0	0	0	0	0	0	0	0	0
	11/6	PHI	0	2	2	0	0	0	0	0	0	0	0	1	0	0
	11/13	at TB	0	4	2	2	0	0	0	0	0	0	0	0	0	0
	11/20	OAK	0	0	0	0	0	0	0	0	0	0	0	0	0	0
	11/27	SD	0	8	7	1	0	0	1	14	14	0	3	0	0	0
	12/4	at STL	1	5	5	0	0	0	1	0	0	0	1	0	0	0
	12/11	at AZ	1	5	5	0	0	0	0	0	0	0	0	0	0	0
	12/18	DAL	IA													
	12/24	NYG	IA													
	1/1	at PHI	IA													
	Totals		5	40	34	6	0	0	2	14	14	0	4	2	0	0

Postseason

Date	Opp.	GS	Tkls	Solo	Asst	Sacks	Yds	Int	Yds	Lg	TD	PD	FF	FR	Yds
1/7	at TB	1	8	5	3	0	0	0	0	0	0	0	0	0	0
1/14	at SEA	1	5	5	0	0	0	0	0	0	0	1	0	0	0
	Totals	2	13	10	3	0	0	0	0	0	0	1	0	0	0

95 JOE SALAVE'A

DEFENSIVE TACKLE



Height: 6-3
Weight: 317
Birthdate: 3/23/75
Arizona
Oceanside High School
Oceanside, CA
8th NFL Season



NFL Acquisition: He entered the league as a fourth-round selection (107th overall) by Tennessee in the 1998 NFL Draft.

How Acquired: Salave'a signed with the Redskins as an unrestricted free agent on March 26, 2004.

2005 Season:

- Salave'a appeared in 14 games with 13 starts.
- He recorded a career-high 50 tackles (23 solo) and added half a sack and forced and recovered one fumble.
- At the New York Giants (10/30) in Week 8, Salave'a recorded eight tackles (three solo).
- At Tampa Bay (11/13) in Week 10, he forced a fumble that led to a Redskins touchdown.

Pro Career:

2004 Season:

- Salave'a played in 15 games with nine starts.
- He finished the season with 30 tackles (22 solo) and two sacks.
- His first sack as a Redskin came in Week 2 in New York against Giants' quarterback Kurt Warner and the second in Week 11 at Philadelphia against Donovan McNabb.
- His best game of the season came against the Cincinnati Bengals (11/10) when he recorded 11 tackles (seven solo).

2003 Season:

- Salave'a started one game and appeared in nine, contributing five tackles (two solo) and one pass defense. He was a late signee and was released by the team after the season.

2002 Season:

- Salave'a played with the Titans during training camp and preseason but was released prior to the season and spent the year out of football.

2001 Season:

- Salave'a played in 11 games at defensive tackle and posted 18 tackles, six quarterback pressures, two tackles for loss and one pass defended.
- He was named inactive for five games with right shoulder and left ankle injuries.
- He recorded three tackles, including one for loss, and one pressure in a loss against Miami (9/9) and recorded one tackle in a loss at Jacksonville (9/23).
- Salave'a tallied a season-high four tackles and three quarterback pressures in a loss at Baltimore (10/7) then



Salave'a In Brief:

Salave'a joined the Redskins in 2004 and is a high energy defensive lineman that has tremendous quickness off point of attack. In 2005, he appeared in 14 games with 13 starts and contributed a career-high 50 tackles (23 solo). The seven-year veteran played the first four seasons of this career with the Tennessee Titans. He also spent one season in San Diego before landing in Washington. His career totals include 87 games, 161 tackles (96 solo), 7.5 sacks and one forced and recovered fumble.

He tied a season high with four tackles, including one for loss, in a 31-28 overtime win against Tampa Bay (10/14).

2000 Season:

- He played in 15 games, starting one at defensive tackle and set career-highs in tackles (43), tackles for loss (four), sacks (four), quarterback pressures (13) and passes defended (two).
- He posted three tackles in the Titans' 17-4 overtime win against Kansas City (9/10) and posted two tackles and a career-high two sacks against Kent Graham before leaving the game with a neck injury in the 23-20 win at Pittsburgh (9/24).
- He started the first game of his career in place of the injured Jason Fisk and posted four tackles in the 27-13 win against Jacksonville on Monday Night Football (10/16).
- Salave'a tied a career-high with a five-tackle performance in the 24-10 win against Cleveland (11/19).

1999 Season:

- He played in 10 games but was inactive for six games and recorded 10 tackles and seven quarterback pressures.

1998 Season:

- Salave'a played in 13 games as part of the defensive line rotation and as a special teams performer and tallied 14 tackles, including one sack and three tackles for loss. He registered his first NFL career tackle versus Jacksonville (9/27) with a season-high four stops, including two for loss.
- He recorded his first NFL career sack versus Cincinnati (10/18), trapping Jeff Blake for two-yard loss and also

collected three tackles in the season finale versus Minnesota (12/26).

College/Personal:

- Salave'a was a first team All-Pac 10 Conference selection and team captain as senior at Arizona. He appeared in all 44 college games for "Desert Swarm".
- He totaled 157 tackles, including 21.5 sacks and six forced fumble for college career. As a senior, he led the Wildcats with 11.5 sacks (totaling 73 yards).
- He was named Pac-10 Defensive Player of the Week as a senior after a monster effort at Ohio State when he had 11 tackles, three sacks for 25 yards and four tackles for loss totaling 30 yards.

- He was the only player ever to play in the Hula Bowl twice ('97 & 98 games) and graduated with a degree in sociology.

- Salave'a is a native of American Samoa but came to United States during his freshman year of high school (1989).

- He was a Super Prep All-Far West and Long Beach Press-Telegram "Best of the West" selection for Oceanside (CA) High Pirates. He had 13 sacks, five forced fumbles and six fumble recoveries his senior year.

- He started Joe Salave'a Foundation in 2001 to benefit youth in American Samoa, the foundation conducts free annual football clinic in Samoa for over 700 children. Several NFL players take part in camp, including Jevon Kearse, Kenny Holmes and Chris Fuamatu-Ma'afala.
- He also donates equipment to youth leagues of Samoa and has his own website (joesalavea.com).

- He is married to Josephine A. Paletasi and they have one daughter, Katalina born in December 2004.

Single-Game Highs

Total Tackles: 11 vs. Cincinnati (11/14/04)

Solo Tackles: 7 vs. Cincinnati (11/14/04)

Sacks: 2 at Pittsburgh (9/24/00)

Salave'a Career Statistics

Year	Team	GP	GS	TACKLES				INTERCEPTIONS						FUMBLES				
				Tot	Solo	Asst	Sk	Yds	No	Yds	Lg	TD	PD	FF	FR	Yds	TD	
1998	TENN	13	0	14	11	3	1	2	0	0	0	0	0	0	0	0	0	0
1999	TENN	10	0	10	4	6	0	0	0	0	0	0	0	0	0	0	0	0
2000	TENN	15	1	43	22	21	4	23	0	0	0	0	0	2	0	0	0	0
2001	TENN	11	0	18	6	12	0	0	0	0	0	0	0	1	0	0	0	0
2002	Out of NFL																	
2003	SD	9	1	2	2	0	0	0	0	0	0	0	0	1	0	0	0	0
2004	WAS	15	9	90	22	8	2	11	0	0	0	0	0	2	1	0	0	0
2005	WAS	14	13	50	23	27	0.5	3	0	0	0	0	0	1	1	0	0	0
Totals		87	24	167	90	77	7.5	39	0	0	0	0	0	6	2	1	0	0

PLAYOFFS

Year	Team	GP	GS	TACKLES				INTERCEPTIONS						FUMBLES				
				Tot	Solo	Asst	Sk	Yds	No	Yds	Lg	TD	PD	FF	FR	Yds	TD	
1999	TENN	4	0	2	0	2	0	0	0	0	0	0	0	0	0	0	0	0
2000	TENN	1	0	1	0	1	0	0	0	0	0	0	0	0	0	0	0	0
2005	WAS	2	2	6	3	3	0	0	0	0	0	0	0	3	0	0	0	0
Totals		7	2	9	3	6	0	0	0	0	0	0	0	3	0	0	0	0

Additional statistics: Special Teams Tackles: None

Salave'a Game-by-Game Statistics

2005	Opp.	GS	Tkls	Solo	Asst	Sacks	Yds	Int	Yds	Lg	TD	PD	FF	FR	Yds
9/11	CHI	1	2	1	1	0	0	0	0	0	0	0	0	0	0
9/18	at DAL	0	5	3	2	0	0	0	0	0	0	0	0	0	0
10/2	SEA	1	4	1	3	0	0	0	0	0	0	0	0	0	0
10/9	at DEN	1	1	0	1	0	0	0	0	0	0	0	0	0	0
10/16	at KC	1	2	1	1	0	0	0	0	0	0	0	0	0	0
10/23	SF	1	4	1	3	0	0	0	0	0	0	0	0	0	0
10/30	at NYG	1	8	3	5	0	0	0	0	0	0	0	0	0	0
11/6	PHI	1	3	1	2	0	0	0	0	0	0	0	0	0	0
11/13	at TB	1	6	4	2	0	0	0	0	0	0	0	1	0	0
11/20	OAK	1	4	4	0	0	0	0	0	0	0	0	0	0	0
11/27	SD	1	2	1	1	0	0	0	0	0	0	0	0	0	0
12/4	at STL	IA													
12/11	at AZ	IA													
12/18	DAL	1	2	1	1	0.5	3	0	0	0	0	0	0	0	0
12/24	NYG	1	5	2	3	0	0	0	0	0	0	0	0	0	0
1/1	at PHI	1	2	1	1	0	0	0	0	0	0	0	0	1	0
Totals		13	50	24	26	0.5	3	0	0	0	0	0	1	1	0

OWNERSHIP
COACHES
PLAYERS
STATISTICS
RECORDS
HISTORY
SIDELINES

Salave'a Game-by-Game Statistics

Postseason

Date	Opp.	GS	Tkls	Solo	Asst	Sacks	Yds	Int	Yds	Lg	TD	PD	FF	FR	Yds
1/7	at TB	1	1	1	0	0	0	0	0	0	0	2	0	0	0
1/14	at SEA	1	5	2	3	0	0	0	0	0	0	1	0	0	0
	Totals	2	6	3	3	0	0	0	0	0	0	3	0	0	0

2004

Date	Opp.	GS	Tkls	Solo	Asst	Sacks	Yds	Int	Yds	Lg	TD	PD	FF	FR	Yds
9/12	TB	1	3	3	0	0	0	0	0	0	0	0	0	0	0
9/19	at NYG	1	2	2	0	1	6	0	0	0	0	0	0	0	0
9/27	DAL	1	2	1	1	0	0	0	0	0	0	0	0	0	0
10/3	at CLE	1	0	0	0	0	0	0	0	0	0	0	0	0	0
10/10	BAL	1	0	0	0	0	0	0	0	0	0	1	0	0	0
10/17	at CHI	DNP													
10/31	GB	1	2	2	0	0	0	0	0	0	0	0	0	0	0
11/7	at DET	1	4	2	2	0	0	0	0	0	0	0	0	0	0
11/14	CIN	1	11	7	4	0	0	0	0	0	0	0	0	0	0
11/21	at PHI	1	1	1	0	1	5	0	0	0	0	1	0	0	0
11/28	at PIT	0	0	0	0	0	0	0	0	0	0	0	0	0	0
12/5	NYG	0	1	1	0	0	0	0	0	0	0	0	0	0	0
12/12	PHI	0	0	0	0	0	0	0	0	0	0	0	0	0	0
12/18	at SF	0	1	1	0	0	0	0	0	0	0	0	0	0	0
12/26	at DAL	0	1	0	1	0	0	0	0	0	0	0	0	0	0
1/2	MIN	0	2	2	0	0	0	0	0	0	0	0	0	0	0
	Totals	9	30	22	8	2	11	0	0	0	0	2	0	0	0

2003

Date	Opp.	GS	Tkls	Solo	Asst	Sacks	Yds	Int	Yds	Lg	TD	PD	FF	FR	Yds	
10/15	Signed by San Diego															
10/19	at CLE	0	0	0	0	0	0	0	0	0	0	0	0	0	0	
10/27	MIA	0	1	1	0	0	0	0	0	0	0	0	0	0	0	
11/2	at CHI	0	1	0	1	0	0	0	0	0	0	1	0	0	0	
11/9	MIN	0	1	0	1	0	0	0	0	0	0	0	0	0	0	
11/16	at DEN	0	0	0	0	0	0	0	0	0	0	0	0	0	0	
11/23	CIN	0	2	1	1	0	0	0	0	0	0	0	0	0	0	
11/30	KC	0	0	0	0	0	0	0	0	0	0	0	0	0	0	
12/7	at DET	1	0	0	0	0	0	0	0	0	0	0	0	0	0	
12/14	GB	0	0	0	0	0	0	0	0	0	0	0	0	0	0	
12/21	at PIT	IA														
12/28	OAK	IA														
	Totals	1	5	2	3	0	0	0	0	0	0	1	0	0	0	

2002

Date	Opp.	GS	Tkls	Solo	Asst	Sacks	Yds	Int	Yds	Lg	TD	PD	FF	FR	Yds
	Out of NFL														

2001

Date	Opp.	GS	Tkls	Solo	Asst	Sacks	Yds	Int	Yds	Lg	TD	PD	FF	FR	Yds
9/9	MIA	0	3	1	2	0	0	0	0	0	0	0	0	0	0
9/23	at JAX	0	1	0	1	0	0	0	0	0	0	0	0	0	0
10/7	at BAL	0	4	1	3	0	0	0	0	0	0	0	0	0	0
10/14	TB	0	4	1	3	0	0	0	0	0	0	0	0	0	0
10/21	at DET	IA													
10/29	at PIT	IA													
11/4	JAX	0	3	1	2	0	0	0	0	0	0	0	0	0	0
11/12	BAL	0	2	2	0	0	0	0	0	0	0	1	0	0	0
11/18	at CIN	0	1	0	1	0	0	0	0	0	0	0	0	0	0
11/25	PIT	0	0	0	0	0	0	0	0	0	0	0	0	0	0
12/2	at CLE	0	0	0	0	0	0	0	0	0	0	0	0	0	0
12/9	at MIN	0	0	0	0	0	0	0	0	0	0	0	0	0	0
12/16	GB	IA													
12/22	at OAK	IA													
12/30	CLE	IA													
1/6	CIN	IA													
	Totals	0	18	6	12	0	0	0	0	0	0	1	0	0	0

2000

Date	Opp.	GS	Tkls	Solo	Asst	Sacks	Yds	Int	Yds	Lg	TD	PD	FF	FR	Yds
9/3	at BUF	0	1	0	1	0	0	0	0	0	0	0	0	0	0



Salave'a Game-by-Game Statistics

9/10	KC	0	3	2	1	0	0	0	0	0	0	0	0	0	0
9/24	at PIT	0	2	2	0	2	7	0	0	0	0	0	0	0	0
10/1	NYG	0	1	0	1	0	0	0	0	0	0	0	0	0	0
10/8	at CIN	0	4	3	1	0	0	0	0	0	0	1	0	0	0
10/16	JAX	1	4	1	3	0	0	0	0	0	0	0	0	0	0
10/22	at BAL	IA													
10/30	at WAS	0	2	1	1	0	0	0	0	0	0	0	0	0	0
11/5	PIT	0	3	2	1	0	0	0	0	0	0	0	0	0	0
11/12	BAL	0	3	2	1	0	0	0	0	0	0	0	0	0	0
11/19	CLE	0	5	3	2	0	0	0	0	0	0	0	0	0	0
11/26	at JAX	0	1	0	1	0	0	0	0	0	0	0	0	0	0
12/3	at PHI	0	3	1	2	1	9	0	0	0	0	0	0	0	0
12/10	CIN	0	4	2	2	0	0	0	0	0	1	0	0	0	0
12/17	at CLE	0	3	2	1	1	7	0	0	0	0	0	0	0	0
12/25	DAL	0	4	1	3	0	0	0	0	0	0	0	0	0	0
Totals		1	43	22	21	4	23	0	0	0	0	2	0	0	0

Postseason

Date	Opp.	GS	Tkls	Solo	Asst	Sacks	Yds	Int	Yds	Lg	TD	PD	FF	FR	Yds
------	------	----	------	------	------	-------	-----	-----	-----	----	----	----	----	----	-----

1/7	BAL	0	1	0	1	0	0	0	0	0	0	0	0	0	0
1999															
Date	Opp.	GS	Tkls	Solo	Asst	Sacks	Yds	Int	Yds	Lg	TD	PD	FF	FR	Yds
9/12	CIN	0	0	0	0	0	0	0	0	0	0	0	0	0	0
9/19	CLE	0	1	0	1	0	0	0	0	0	0	0	0	0	0
9/26	at JAX	DNP													
10/3	at SF	0	1	0	1	0	0	0	0	0	0	0	0	0	0
10/10	BAL	IA													
10/17	at NO	IA													
10/31	STL	0	1	1	0	0	0	0	0	0	0	0	0	0	0
11/7	at MIA	IA													
11/14	at CIN	0	2	1	1	0	0	0	0	0	0	0	0	0	0
11/21	PIT	0	1	1	0	0	0	0	0	0	0	0	0	0	0
11/28	at CLE	0	1	0	1	0	0	0	0	0	0	0	0	0	0
12/5	at BAL	DNP													
12/9	OAK	IA													
12/19	ATL	0	2	0	2	0	0	0	0	0	0	0	0	0	0
12/26	JAX	0	1	1	0	0	0	0	0	0	0	0	0	0	0
1/2	at PIT	0	0	0	0	0	0	0	0	0	0	0	0	0	0
Totals		0	10	4	6	0	0	0	0	0	0	0	0	0	0

Postseason

Date	Opp.	GS	Tkls	Solo	Asst	Sacks	Yds	Int	Yds	Lg	TD	PD	FF	FR	Yds
------	------	----	------	------	------	-------	-----	-----	-----	----	----	----	----	----	-----

1/8	BUF	0	0	0	0	0	0	0	0	0	0	0	0	0	0
1/16	at INDY	0	1	0	1	0	0	0	0	0	0	0	0	0	0
1/23	at JAX	0	1	0	1	0	0	0	0	0	0	0	0	0	0
1/30	STL	0	0	0	0	0	0	0	0	0	0	0	0	0	0
Totals		0	2	0	2	0	0	0	0	0	0	0	0	0	0
1998															
Date	Opp.	GS	Tkls	Solo	Asst	Sacks	Yds	Int	Yds	Lg	TD	PD	FF	FR	Yds
9/6	at CIN	IA													
9/13	SD	0	0	0	0	0	0	0	0	0	0	0	0	0	0
9/20	at NE	0	0	0	0	0	0	0	0	0	0	0	0	0	0
9/27	JAX	0	4	2	2	0	0	0	0	0	0	0	0	0	0
10/11	at BAL	IA													
10/18	CIN	0	1	1	0	1	2	0	0	0	0	0	0	0	0
10/25	CHI	0	2	2	0	0	0	0	0	0	0	0	0	0	0
11/1	at PIT	0	0	0	0	0	0	0	0	0	0	0	0	0	0
11/8	at TB	0	0	0	0	0	0	0	0	0	0	0	0	0	0
11/15	PIT	0	0	0	0	0	0	0	0	0	0	0	0	0	0
11/22	NYJ	0	2	0	2	0	0	0	0	0	0	0	0	0	0
11/28	at SEA	0	0	0	0	0	0	0	0	0	0	0	0	0	0
12/6	BAL	IA													
12/13	at JAX	0	0	0	0	0	0	0	0	0	0	0	0	0	0
12/20	at GB	0	0	0	0	0	0	0	0	0	0	0	0	0	0
12/26	MIN	0	3	3	0	0	0	0	0	0	0	0	0	0	0
Totals		0	12	8	4	1	2	0	0	0	0	0	0	0	0

60 CHRIS SAMUELS

OFFENSIVE TACKLE



Height: 6-5
Weight: 310
Birthdate: 7/28/77
Alabama
Shaw High School
Mobile, AL
7th NFL Season



How Acquired: Samuels was selected by the Washington Redskins in the first round of the 2000 NFL Draft (3rd overall).

2005 Season:

- Samuels started all 16 games in 2005 and earned his third Pro Bowl appearance.
- He, along with the rest of the offensive line, helped Clinton Portis rush for a franchise-record 1,516 yards.
- At Denver (10/9) in Week 5, he was part of an offensive line that did not allow a sack in 53 pass attempts.
- At Kansas City (10/16) in Week 6, Samuels made a key block that set up a 78-yard screen pass for a touchdown.

Pro Career:

2004 Season:

- Samuels started all 16 games at left tackle in 2004.
- Samuels, along with the rest of the offensive line, helped running back Clinton Portis rush for over 1,300 yards, becoming only the fourth Redskin in history to do so in a single season.

2003 Season:

- Samuels started 13 games at his familiar left tackle position, missing three games to a knee injury.
- He logged another solid season despite battling injury, earning a third alternate bid to the Pro Bowl.

2002 Season:

- Samuels battled through nagging injuries during the 2002 season, to start 15 games at left tackle and earned his second consecutive trip to the Pro Bowl in Honolulu.
- His teammates and coaches voted him as the 2002 Ed Block Courage Award winner, annually given to a player from each NFL team that exemplifies commitment to the principles of sportsmanship and courage.
- Samuels once again formed one of the most formidable tackle tandems in the NFL with partner Jon Jansen, and protected the Redskins quarterbacks with another solid season.

2001 Season:

- Samuels was voted to the NFC Pro Bowl after an outstanding sophomore season. He started all 16 games in 2001 and showed great leadership on and off the playing field.
- He earned game balls, along with the rest of the offensive line, for two games: vs. Seattle (11/4) and at New Orleans (12/30).
- He was featured on the cover of the December 3, 2001

Samuels in Brief:



Samuels has established himself as one of the premiere tackles in the League since the Redskins drafted him with the third overall pick in the 2000 NFL Draft. The three-time Pro Bowler, when teamed with right tackle Jon Jansen, is considered one of the better duos in the NFL. Samuels has started every game in which he played (92) during his six-year career. In 2005, he was part of an offensive line that helped Clinton Portis rush for a franchise-record 1,516 yards. Samuels also made a key block that set up a 78-yard screen pass for a touchdown at Kansas City in week 6 (10/16), helping pave the way for his third Pro Bowl invite.

issue of Sports Illustrated along with running back Stephen Davis after becoming the first team in NFL history to lose its first five games, then go on to win its next five games.

- Samuels had gone 13 weeks without allowing a sack, until Philadelphia DE Hugh Douglas beat him for a sack in Week 14 (12/16).
- He and the unit earned another game ball for their outstanding play in Week 16 after the Redskins beat the Saints 40-10. Samuels' blocking helped running back Stephen Davis eclipse the team record with 1,432 yards rushing, third in the NFL and first in the NFC.

2000 Season:

- Samuels earned the starting LT spot in training camp and never relinquished it. He was one of only four players on offense to start every game, joining RT Jon Jansen, C Mark Fischer and TE Stephen Alexander.
- Samuels was a solid contributor from the start and improved as the season progressed. He went the first five games without allowing a sack before Eagles Pro Bowl DE Hugh Douglas overpowered him for a sack in Week 6. Samuels shut Douglas out in the rematch in Week 12.
- Samuels won co-Offensive Rookie of the Month for October with Dolphins tackle Todd Wade. He missed the last three quarters in the season-finale vs. Arizona with a neck injury.
- Samuels also showed some speed as he and guard Tre Johnson chased down Lions DT Kelvin Pritchett after an INT and tackled him at the goal line to prevent a TD in Week 2.

College/Personal:

- Samuels ended his celebrated career at Alabama by winning the Outland Trophy as college football's top lineman after his 1999 senior season. He was also a semifinalist for the Lombardi Award and a First-Team All-American.
- He was named First-Team All-SEC by coaches, AP, the Birmingham News and the Mobile Press Register. He won the Jacobs Award as the SEC's most outstanding blocker.
- Samuels started 42 straight games, from early in his 1996 freshman season until his last regular-season game as a senior, without yielding a sack. (He had arthroscopic surgery on his right knee as a senior and missed the Orange Bowl, Senior Bowl and NFL Scouting Combine).
- He didn't allow a QB pressure in 1999 and had 91 knockdown blocks. He played nearly every offensive snap during the regular season and opened many holes for Shaun Alexander, who gained 1,383 yards rushing.
- He played offense and defense at John Shaw High School in Mobile, AL. He injured his neck late in his senior season and saw limited playing time. He still graded 90 percent or better in every game. He helped Shaw to an 8-3 record and a spot in the state playoffs.
- His brother, Lawrence, plays arena football for the Tampa Bay Storm.
- Samuels was particularly active in 2001 in the Redskins relief efforts after the September 11th attack at the Pentagon, visiting the victims at Washington Hospital

Samuels Career Statistics

Year	Team	G	GS
2000	Washington	16	16
2001	Washington	16	16
2002	Washington	15	15
2003	Washington	13	13
2004	Washington	16	16
2005	Washington	16	16
Career	Totals	92	92

- Center and fundraising throughout the season on behalf of the Redskins Relief Fund, to benefit victims and their families. He was also the Redskins United Way spokesman in 2001, as well as participating in numerous charity programs and events.
- Since 2003, he has participated in the Redskins All Stars Award Ceremony, honoring area children and their commitment to community service. He also took part in a photo shoot for the All Stars public service announcement with children from the Sterling Community Center.
 - In November of 2003, Samuels attended the Knock Out Abuse dinner and charity auction, benefiting the House of Ruth shelter.
 - To celebrate the holidays, in 2002 and 2003 Chris sponsored a holiday party at ESPN Zone for 50 area youth, where he autographed jerseys and hats for all the children.
 - Samuels lives in Ashburn, VA.

45 MIKE SELLERS



Height: 6-3
 Weight: 278
 Birthdate: 7/21/75
 Walla Walla C.C.
 North Thurston High School
 Thurston, WA
 7th NFL Season

FULLBACK



NFL Acquisition: Sellers was signed by the Redskins as an undrafted free agent in 1998.

How Acquired: He re-joined the Redskins as an unrestricted free agent on February 9, 2004.

2005 Season:

- Sellers appeared in 15 games in 2005 with six starts.
- He set a career-high with eight touchdowns (seven receiving on only 12 catches and one rushing on his only rushing attempt of the season).
- Sellers finished second on the team with 30 special teams tackles (19 solo).
- Against San Francisco (10/24) in Week 7, he recorded two receptions for 21 yards and a career-high two touchdowns.



Sellers In Brief:

Sellers re-joined the Redskins in 2004 after playing his first three seasons in the NFL with the Redskins from 1998-2000. He put in three productive seasons and one in Cleveland, followed by two seasons in the CFL. In 2005, Sellers played in 15 games for Washington with six starts. He set a career high with eight total touchdowns (seven receiving and one rushing). He was also second on the team in special teams tackles with 30 (19 solo). The six-year veteran has appeared in 84 games during his career with 24 starts and amassed 294 yards on 38 receptions and 15 touchdowns.

Pro Career:

2004 Season:

- Sellers appeared in all 16 games in 2004, with two starts.
- He recorded one catch for 14 yards as he was primarily used as a blocking tight end and on special teams.
- He finished second on the team with 29 special teams tackles.

2003 Season:

- Sellers played with the Winnipeg Bombers of the Canadian Football League.

2002 Season:

- Sellers joined the Bombers for his first season prior to training camp. He had a solid season and dominated the CFL competition with his combination of size and speed.
- He ended the season second on the team in rushing with 77 carries for 377 yards and third on the team in receiving with 63 receptions for 643 yards and four touchdowns.
- He finished the 2002 season with the team lead in special teams tackles with 22.

Single-Game Highs

Receptions: 3, twice, last vs. Philadelphia (11/6/05)

Yards: 39 at Dallas (10/24/99)

Long: 33t at Dallas (10/24/99)

Touchdowns: 2 vs. San Francisco (10/23/05)

Sellers Career Statistics

Year	Team	RECEIVING							TD
		GP	GS	No	Yds	Avg	Lg		
1998	WAS	14	1	3	16	5.0	8	0	
1999	WAS	16	2	7	105	15.0	33t	2	
2000	WAS	14	6	8	78	9.8	24	2	
2001	CLE	9	7	7	73	10.4	26	2	
2002	CFL								
2003	CFL								
2004	WAS	16	1	1	14	14.0	14	0	
2005	WAS	15	6	12	6	0.5	19t	7	
Totals		84	23	38	294	7.7	33t	13	

PLAYOFFS

Year	Team	RECEIVING							TD
		GP	GS	No	Yds	Avg	Lg		
1999	WAS	2	0	0	0	0	0	0	
2005	WAS	2	1	0	0	0	0	0	
Postseason		4	1	0	0	0.0	0	0	

Additional statistics: two career rushing attempts for 3 yards and 1 touchdown

Fumbles-Lost: 1-0 in 1999

2001 Season:

- Sellers signed with Cleveland prior to the 2001 season and started seven games and appeared in nine.
- He posted seven catches for 73 yards and a touchdown.

2000 Season:

- Sellers played 14 games with six starts for the Redskins, recording a career-high eight receptions for 78 yards and two touchdowns.
- He also played on all special teams units and posted 13 stops (10 solo).

1999 Season:

- Sellers emerged as a versatile player for the Redskins, blocking, catching passes, rushing and playing on special teams units.
- He played in all 16 games with one start including both playoff games.
- He caught seven passes for a career-high 105 yards and two scores. He also tallied 17 special teams tackles (13 solo).

1998 Season:

- As a rookie, Sellers mostly contributed on special teams with 14 games played and one start. He posted nine special teams tackles.
- He also returned two kickoffs for 33 yards and caught three passes for 18 yards.
- He made his first career start at fullback at Dallas (12/27) and caught three passes for 18 yards.

1995-97 (CFL):

- He played three seasons with the Edmonton Eskimos of the CFL.
- He played both offense and defense in 1997, posting 27 tackles (10 solo) and one sack while rushing for 133 yards on 40 carries and catching five passes for 57 yards.
- He played in 17 games as a defensive end in 1996, recording 23 tackles (16 solo) and three sacks.

College/Personal:

- Sellers earned Juco All-America honors at linebacker at Walla Walla (Wash.) Community College.
- He was the youngest player to sign a CFL deal in the history of the league when he played at 19 years old.
- He was a standout player in football, basketball and track at North Thurston (Wash.) High School. As a senior, he was named Washington State's prep player of the year and the offensive player of the year.
- He has a daughter, Kaylin.

24 SHAWN SPRINGS

CORNERBACK



Height: 6-0
Weight: 200
Birthdate: 3/11/75
Ohio State
Springbrook High School
Silver Spring, MD
10th NFL Season



NFL Acquisition: Drafted in the 1st Round (3rd overall) by the Seattle Seahawks in 1997.

How Acquired: Signed as a free agent from the Seattle Seahawks March 4, 2004.

2005 Season:

- Springs appeared in and started 15 games in 2005.
- He recorded 51 tackles (41 solo) and one interception.
- Against Seattle (10/2) in Week 4, Springs tied for second on the team with seven tackles (five solo).
- His sole interception came against San Diego (11/27) in Week 12 when he picked off a Drew Brees pass and returned it two yards.

Pro Career:

2004 Season:

- Springs played and started in 15 games in 2004 and totaled 89 tackles (56 solo), five interceptions and six sacks.
- He led the team in sacks and interceptions, becoming only the third player and first defensive back in NFL history to accomplish that feat. (Sacks became an official stat in 1982.)
- Springs ranked 16th in the NFL and 6th in the NFC in interceptions (five).
- He led all defensive backs in sacks with six.
- Springs recorded a season-high nine tackles (eight solo) at Detroit (11/7).
- Springs was inactive in Week 15 due to a concussion suffered against Philadelphia the week before. He returned in Week 16 at Dallas (12/26) to record eight tackles (all solo), two sacks (Testaverde) and one interception returned for 38 yards.

2003 Season:

- Springs played in 12 regular season games starting eight and started the NFC Wild Card game at Green Bay for Seattle. He posted his first career sack (vs. Cleveland, 11/30) and finished the season with 39 tackles (34 solo), 1.5 sacks, one interception and four special teams tackles.
- Springs missed the first four games of the season with a shoulder injury suffered in the final preseason game at Denver (8/29).

2002 Season:

- Springs tied for the team-lead with 12 passes defended, 59 tackles and three interceptions.



Springs In Brief:

Springs, who hails from nearby Silver Spring, MD, was one of the most sought after cornerbacks in free agency during the 2004 off-season, and the Redskins got exactly what they wanted. In 2005, Springs started 15 games and recorded 51 tackles (45 solo) and one interception. In his first season sporting the burgundy and gold, Springs led the team in sacks (six) and interceptions (five) in 2004. He was only the third player and first defensive back in NFL history to accomplish that feat. The nine-year veteran has appeared in 123 games with 118 starts during his career. He has also totaled 509 tackles (435 solo), 26 interceptions, and 7.5 sacks. He made the Pro Bowl in 1998 and was a third alternate in 2005.

2001 Season:

- Springs played in a total of eight games starting seven. He missed the first three games with a hamstring injury, but returned to start the next seven games at the left cornerback position.

2000 Season:

- Springs started all 16 games setting career highs in tackles (85) and solo tackles (72). His 85 tackles was fifth best on the Seahawks during the season. He also recorded two interceptions for eight yards and forced one fumble.

1999 Season:

- Springs started all 16 games at cornerback earning *Sports Illustrated* All-Pro Team, *College & Pro Football Newsweekly* All-Pro Team, *Football News All-AFC* Team honors.
- He led the team with five interceptions and tallied 73 tackles (63 solo) and one fumble recovery.

1998 Season:

- Springs started all 16 games at cornerback. He was voted to the AFC Pro Bowl squad and finished fourth in the AFC with seven interceptions.
- Vs. Philadelphia (9/6), he scored the Seahawks first touchdown of the season with a 42-yard interception return in a 38-0 victory. He also recorded three passes defended.

- Springs recorded a 56-yard interception return for a touchdown against Arizona (9/13) and at San Diego (10/25) he tallied a career-high 13 tackles.
- Springs registered his first career multi-interception game vs. San Diego (12/13).

1997 Season:

• Springs was selected with the third overall pick in the 1997 draft. He started 10 games at right cornerback. He missed six games with a broken right thumb.

College/Personal:

- Springs started all 37 games over his final three seasons at Ohio State after redshirting in 1993. He was a first-team All-Big 10 Conference as a sophomore and junior and an All-Conference All-Academic pick.
- He was also Big Ten Defensive Player of the Year in 1996 as selected by the conference coaches despite not having an interception. He finished that season with 39 tackles and a team-leading 15 passes defended.

Single-Game Highs

Total Tackles: 13 at San Diego (10/25/98)

Solo Tackles: 11 at San Diego (10/25/98)

Interceptions: 2, three times, last vs. Green Bay (10/31/04)

Sacks: 2 at Dallas (12/26/04)

Springs Career Statistics

Year	Team	GP	GS	Tot	TACKLES			Yds	INTERCEPTIONS					FUMBLES				
					Solo	Asst	Sk		No	Yds	Lg	TD	PD	FF	FR	Yds	TD	
1997	SEA	10	10	38	34	4	0	0	1	0	0	0	6	1	0	0	0	0
1998	SEA	16	16	75	51	14	0	0	7	142	58	2	21	1	1	14	1	1
1999	SEA	16	16	73	53	10	0	0	5	77	42	0	15	0	1	0	0	0
2000	SEA	16	16	85	72	13	0	0	2	8	8	0	14	1	0	0	0	0
2001	SEA	8	7	20	16	4	0	0	1	0	0	0	4	0	1	0	0	0
2002	SEA	15	15	59	54	5	0	0	3	0	0	0	12	0	1	71	0	0
2003	SEA	12	8	39	34	5	1.5	7.5	1	8	8	0	11	0	0	0	0	0
2004	WAS	15	15	69	56	13	6	37	5	37	38	0	12	0	0	0	0	0
2005	WAS	15	15	51	45	6	0	0	1	2	2	0	10	0	0	0	0	0
Totals		123	118	509	435	74	7.5	44.5	26	274	581	2	105	3	4	85	1	1

PLAYOFFS

Year	Team	GP	GS	Tot	TACKLES			Yds	INTERCEPTIONS					FUMBLES					
					Solo	Asst	Sk		No	Yds	Lg	TD	PD	FF	FR	Yds	TD		
1999	SEA	1	1	6	6	0	0	0	0	0	0	0	0	0	0	0	0	0	0
2003	SEA	1	1	8	7	1	0	0	0	0	0	0	0	0	0	0	0	0	0
2005	WAS	1	1	1	1	0	0	0	0	0	0	0	0	0	0	0	0	0	0
Totals		3	3	15	14	1	0	0	0	0	0	0	0	0	0	0	0	0	0

Additional statistics: Special Teams Tackles: 1998 (2); 1999 (3); 2000 (3); 2003 (3); 2005 (6)
Nov. 1, 1999 recovered blocked field goal and returned it 61-yards for TD

Springs Game-by-Game Statistics

2005	Date	Opp.	GS	Tkls	Solo	Asst	Sacks	Yds	Int	Yds	Lg	TD	PD	FF	FR	Yds
	9/11	CHI	1	3	2	1	0	0	0	0	0	0	0	0	0	0
	9/18	at DAL	1	4	4	0	0	0	0	0	0	0	0	0	0	0
	10/2	SEA	1	7	5	2	0	0	0	0	0	0	0	0	0	0
	10/9	at DEN	1	1	1	0	0	0	0	0	0	0	1	0	0	0
	10/16	at KC	IA													
	10/23	SF	1	2	1	1	0	0	0	0	0	0	0	0	0	0
	10/30	at NYG	1	2	2	0	0	0	0	0	0	0	0	0	0	0
	11/6	PHI	1	5	5	0	0	0	0	0	0	0	0	0	0	0
	11/13	at TB	1	0	0	0	0	0	0	0	0	0	0	0	0	0
	11/20	OAK	1	3	3	0	0	0	0	0	0	0	0	0	0	0
	11/27	SD	1	3	3	0	0	0	1	2	2	0	1	0	0	0

Springs Game-by-Game Statistics

12/4	at STL	1	4	4	0	0	0	0	0	0	1	0	0	0
12/11	at AZ	1	5	5	0	0	0	0	0	0	1	0	0	0
12/18	DAL	1	6	4	2	0	0	0	0	0	0	0	0	0
12/24	NYG	1	4	4	0	0	0	0	0	0	3	0	0	0
1/1	at PHI	1	2	2	0	0	0	0	0	0	3	0	0	0
	Totals	15	51	45	6	0	0	1	2	2	10	0	0	0

Postseason

Date	Opp.	GS	Tkls	Solo	Asst	Sacks	Yds	Int	Yds	Lg	TD	PD	FF	FR	Yds
1/7	at TB		IA												
1/14	at SEA	1	1	1	0	0	0	0	0	0	0	0	0	0	0
	Totals	1	1	1	0	0	0	0	0	0	0	0	0	0	0

2004

Date	Opp.	GS	Tkls	Solo	Asst	Sacks	Yds	Int	Yds	Lg	TD	PD	FF	FR	Yds
9/12	TB	1	5	4	1	0	0	0	0	0	0	0	0	0	0
9/19	at NYG	1	5	4	1	1	11	0	0	0	0	0	0	0	0
9/27	DAL	1	3	3	0	0	0	0	0	0	0	1	0	0	0
10/3	at CLE	1	5	3	2	0	0	0	0	0	0	0	0	0	0
10/10	BAL	1	5	4	1	1	1	1	12	12	0	1	0	0	0
10/17	at CHI	1	4	2	2	1	9	0	0	0	0	0	0	0	0
10/31	GB	1	4	1	3	0	2	57	29	29	2	2	0	0	0
11/7	at DET	1	9	8	1	0	0	0	0	0	0	1	0	0	0
11/14	CIN	1	2	1	1	0	0	0	0	0	0	0	0	0	0
11/21	at PHI	1	3	3	0	0	0	0	0	0	0	1	0	0	0
11/28	at PIT	1	4	4	0	0	0	0	0	0	0	1	0	0	0
12/5	NYG	1	4	3	1	0	0	0	0	0	0	1	0	0	0
12/12	PHI	1	5	5	0	0	0	1	10	10	0	2	0	0	0
12/18	at SF		IA												
12/26	at DAL	1	8	8	0	2	6	1	38	38	0	1	0	0	0
1/2	MIN	1	3	3	0	1	10	0	0	0	0	1	0	0	0
	Totals	15	69	56	13	6	37	5	117	38	0	12	0	0	0

2003

Date	Opp.	GS	Tkls	Solo	Asst	Sacks	Yds	Int	Yds	Lg	TD	PD	FF	FR	Yds
9/7	NO		IA												
9/14	at AZ		IA												
9/21	STL		IA												
10/5	at GB		IA												
10/12	SF	0	0	0	0	0	0	0	0	0	0	1	0	0	0
10/19	CHI	1	5	4	1	0	0	0	0	0	0	0	0	0	0
10/26	at CIN	0	3	2	1	0	0	0	0	0	0	0	0	0	0
11/2	PIT	1	5	5	0	0	0	0	0	0	0	0	0	0	0
11/9	at WAS	1	1	1	0	0	0	0	0	0	0	0	0	0	0
11/16	DET	1	3	3	0	0	0	1	8	8	0	2	0	0	0
11/23	at BAL	1	3	3	0	0	0	0	0	0	0	3	0	0	0
11/30	CLE	0	10	9	1	1	5	0	0	0	0	0	0	0	0
12/7	at MIN	0	2	1	1	0	0	0	0	0	0	2	0	0	0
12/14	at STL	1	2	2	0	0	0	0	0	0	0	1	0	0	0
12/21	AZ	1	2	2	0	0	0	0	0	0	0	2	0	0	0
12/27	at SF	1	3	2	1	0.5	2.5	0	0	0	0	0	0	0	0
	Totals	8	39	34	5	1.5	7.5	1	8	8	0	11	0	0	0

Postseason

Date	Opp.	GS	Tkls	Solo	Asst	Sacks	Yds	Int	Yds	Lg	TD	PD	FF	FR	Yds
1/4	at GB	1	8	7	1	0	0	0	0	0	0	0	0	0	0

2002

Date	Opp.	GS	Tkls	Solo	Asst	Sacks	Yds	Int	Yds	Lg	TD	PD	FF	FR	Yds
9/8	at OAK	1	4	3	1	0	0	0	0	0	0	0	0	0	71
9/15	AZ	1	2	2	0	0	0	0	0	0	0	1	0	0	0
9/22	at NYG	1	5	5	0	0	0	0	0	0	0	0	0	0	0
9/29	MIN		IA												
10/14	SF	1	3	3	0	0	0	0	0	0	0	0	0	0	0
10/20	at STL	1	6	6	0	0	0	0	0	0	0	0	0	0	0
10/27	at DAL	1	3	3	0	0	0	0	0	0	0	2	0	0	0
11/3	WAS	1	3	2	1	0	0	0	0	0	0	1	0	0	0
11/10	at AZ	1	3	2	1	0	0	1	0	0	0	2	0	0	0
11/17	DEN	1	6	6	0	0	0	1	0	0	0	1	0	0	0

Springs Game-by-Game Statistics

11/24	KC	1	4	4	0	0	0	0	0	0	0	0	0	0	0
12/1	at SF	1	3	3	0	0	0	0	0	0	0	2	0	0	0
12/8	PHI	1	2	1	1	0	0	0	0	0	0	0	0	0	0
12/15	at ATL	1	4	3	1	0	0	0	0	0	0	0	0	0	0
12/22	STL	1	7	7	0	0	0	0	0	0	0	0	0	0	0
12/29	at SD	1	4	4	0	0	0	1	0	0	0	3	0	0	0
Totals		15	59	54	5	0	0	3	0	0	0	12	0	1	71

2001

Date	Opp.	GS	Tkls	Solo	Asst	Sacks	Yds	Int	Yds	Lg	TD	PD	FF	FR	Yds
9/9	at CLE	IA													
9/23	PHI	IA													
9/30	at OAK	IA													
10/7	JAX	0	0	0	0	0	0	0	0	0	0	0	0	0	0
10/14	DEN	1	4	2	2	0	0	1	0	0	0	1	0	0	0
10/28	MIA	1	0	0	0	0	0	0	0	0	0	1	0	0	0
11/4	at WAS	1	3	2	1	0	0	0	0	0	0	1	0	0	0
11/11	OAK	1	1	1	0	0	0	0	0	0	0	0	0	0	0
11/18	at BUF	1	7	6	1	0	0	0	0	0	0	1	0	0	0
11/25	at KC	1	5	5	0	0	0	0	0	0	0	0	0	0	0
12/2	SD	Suspended													
12/9	at DEN	Suspended													
12/16	DAL	Suspended													
12/23	at NYG	Suspended													
12/30	at SD	Exempt list													
1/6	KC	1	0	0	0	0	0	0	0	0	0	0	0	0	0
Totals		7	20	16	4	0	0	1	0	0	0	4	0	0	0

2000

Date	Opp.	GS	Tkls	Solo	Asst	Sacks	Yds	Int	Yds	Lg	TD	PD	FF	FR	Yds
9/3	at MIA	1	3	3	0	0	0	0	0	0	0	0	0	0	0
9/10	STL	1	5	4	1	0	0	0	0	0	0	1	0	0	0
9/17	NO	1	9	8	1	0	0	0	0	0	0	3	0	0	0
9/24	at SD	1	2	2	0	0	0	1	0	0	0	1	0	0	0
10/2	at KC	1	3	3	0	0	0	0	0	0	0	1	0	0	0
10/8	at CAR	1	9	7	2	0	0	0	0	0	0	0	0	0	0
10/15	INDY	1	6	6	0	0	0	0	0	0	0	1	0	0	0
10/22	at OAK	1	6	4	2	0	0	0	0	0	0	0	0	0	0
10/29	KC	1	1	1	0	0	0	0	0	0	0	0	0	0	0
11/5	SD	1	5	3	2	0	0	0	0	0	0	0	0	0	0
11/12	at JAX	1	10	10	0	0	0	0	0	0	0	1	0	0	0
11/26	DEN	1	3	2	1	0	0	1	8	8	0	3	0	0	0
12/3	at ATL	1	5	5	0	0	0	0	0	0	0	1	0	0	0
12/10	at DEN	1	4	4	0	0	0	0	0	0	0	1	1	0	0
12/16	OAK	1	6	4	2	0	0	0	0	0	0	0	0	0	0
12/23	BUF	1	8	6	2	0	0	0	0	0	0	1	0	0	0
Totals		16	85	72	13	0	0	2	8	8	0	14	1	0	0

1999

Date	Opp.	GS	Tkls	Solo	Asst	Sacks	Yds	Int	Yds	Lg	TD	PD	FF	FR	Yds
9/12	DET	1	4	3	1	0	0	0	0	0	0	0	0	0	0
9/19	at CHI	1	2	2	0	0	0	0	0	0	0	0	0	1	0
9/26	at PIT	1	4	1	3	0	0	1	42	42	0	2	0	0	0
10/3	OAK	1	4	3	1	0	0	0	0	0	0	0	0	0	0
10/17	at SD	1	4	3	1	0	0	0	0	0	0	0	0	0	0
10/24	BUF	1	3	3	0	0	0	0	0	0	0	2	0	0	0
11/1	at GB	1	5	5	0	0	0	2	8	8	0	3	0	0	0
11/7	CIN	1	5	4	1	0	0	0	0	0	0	1	0	0	0
11/14	DEN	1	2	2	0	0	0	0	0	0	0	0	0	0	0
11/21	at KC	1	9	8	1	0	0	0	0	0	0	1	0	0	0
11/28	TB	1	2	2	0	0	0	0	0	0	0	1	0	0	0
12/5	at OAK	1	10	9	1	0	0	0	0	0	0	0	0	0	0
12/12	SD	1	4	4	0	0	0	0	0	0	0	1	0	0	0
12/19	at DEN	1	3	3	0	0	0	1	0	0	0	2	0	0	0
12/26	KC	1	5	5	0	0	0	1	27	27	0	1	0	0	0
1/2	at NYJ	1	7	6	1	0	0	0	0	0	0	1	0	0	0
Totals		16	73	63	10	0	0	5	77	42	0	15	0	1	0

Springs Game-by-Game Statistics

Postseason

Date	Opp.	GS	Tkls	Solo	Asst	Sacks	Yds	Int	Yds	Lg	TD	PD	FF	FR	Yds
1/9	MIA	1	6	6	0	0	0	0	0	0	0	0	0	0	0

1998

Date	Opp.	GS	Tkls	Solo	Asst	Sacks	Yds	Int	Yds	Lg	TD	PD	FF	FR	Yds
9/6	at PHI	1	1	1	0	0	0	1	42	42	1	3	0	0	0
9/13	AZ	1	6	6	0	0	0	1	56	56	1	1	0	0	0
9/20	WAS	1	8	7	1	0	0	0	0	0	0	2	0	0	0
9/27	at PIT	1	4	2	2	0	0	0	0	0	0	2	0	0	0
10/4	at KC	1	4	3	1	0	0	0	0	0	0	1	0	0	0
10/11	DEN	1	4	2	2	0	0	1	0	0	0	2	0	0	0
10/25	at SD	1	13	11	2	0	0	0	0	0	0	0	0	0	0
11/1	OAK	1	4	3	1	0	0	0	0	0	0	0	0	0	0
11/8	KC	1	5	5	0	0	0	1	22	22	0	2	0	0	0
11/15	at OAK	1	1	1	0	0	0	1	11	11	0	1	0	0	0
11/22	at DAL	1	4	4	0	0	0	0	0	0	0	1	0	0	0
11/29	TEN	1	5	3	2	0	0	0	0	0	0	1	0	0	0
12/6	at NYG	1	6	6	0	0	0	0	0	0	0	2	0	0	0
12/13	SD	1	2	2	0	0	0	2	11	11	0	3	0	0	0
12/20	INDY	1	4	4	0	0	0	0	0	0	0	1	0	1	14
12/27	at DEN	1	4	1	3	0	0	0	0	0	0	0	0	0	0
	Totals	16	75	61	14	0	0	7	142	56	2	21	1	1	14

1997

Date	Opp.	GS	Tkls	Solo	Asst	Sacks	Yds	Int	Yds	Lg	TD	PD	FF	FR	Yds
8/31	NYJ	1	8	7	1	0	0	0	0	0	0	0	0	0	0
9/7	DEN	1	5	5	0	0	0	0	0	0	0	0	0	0	0
9/14	at INDY	1	4	4	0	0	0	0	0	0	0	1	0	0	0
9/21	SD	1	3	2	1	0	0	0	0	0	0	0	0	0	0
9/28	at KC	1	5	5	0	0	0	0	0	0	0	0	0	0	0
10/5	TEN	1	4	3	1	0	0	1	0	0	0	1	0	0	0
10/19	at STL	1	2	1	1	0	0	0	0	0	0	1	0	0	0
10/26	OAK	1	1	1	0	0	0	0	0	0	0	1	1	0	0
11/2	at DEN	1	3	2	1	0	0	0	0	0	0	1	0	0	0
11/9	at SD	IA													
11/16	at NO	IA													
11/23	KC	IA													
11/30	ATL	IA													
12/7	at BAL	IA													
12/14	at OAK	IA													
12/21	SF	1	4	4	0	0	0	0	0	0	0	1	0	0	0
	Totals	10	39	34	5	0	0	1	0	0	0	6	1	0	0

21 SEAN TAYLOR

SAFETY



Height: 6-2
Weight: 232
Birthdate: 4/1/83
Miami (FL)
Gulliver Prep High School
Miami, FL
3rd NFL Season



How Acquired: Taylor was selected by the Redskins in the first round with the fifth overall pick in the 2004 NFL Draft.

2005 Season:

- Taylor played in and started 15 games this season.
- He finished third on the team in tackles with 80 (60 solo) and also added two interceptions and one sack.
- He recorded a career-high three forced fumbles and recovered a fumble which he returned for his first career touchdown against Philadelphia (1/1) in Week 17 where he also tied for the team-lead with 11 tackles (nine solo).
- At Arizona (12/11) in Week 14, Taylor made the key defensive play of the game by stopping J.J. Arrington on fourth down to solidify the Redskins victory.
- Taylor recorded his second career touchdown during Washington's Wild Card playoff game at Tampa Bay (1/7), returning a fumble 51-yards for the score.

Pro Career:

2004 Season:

- Taylor played in 15 games, with 13 starts.
- Leading up to his NFL debut, Taylor had a strong preseason, leading the NFL in interceptions with three, including one for a score.
- He ended the season with 89 tackles (62 solo), one sack, 10 pass deflections and finished second on the team with four interceptions.
- Taylor made his first career start in Week 3 against the Dallas Cowboys on Monday Night Football and registered a solid performance with four tackles and two pass deflections.
- Against Pittsburgh in Week 12, Taylor finished second on the team in tackles with nine (six solo) and had a pass break-up on a jarring hit that was considered by media around the NFL to be the best hit of the weekend. It was ranked No. 1 in Tom Jackson's ESPN piece, "Jacked Up".
- Taylor finished fourth in Defensive Rookie of the Year voting and was named a 1st alternate to the 2005 Pro Bowl.

College/Personal:

- During his final year at Miami, Taylor played a historic season that culminated with a plethora of honors and awards. He was a named a consensus first-team All-American, the Big East Conference Defensive Player of the Year and was a finalist for the Jim Thorpe Award given to the nation's best defensive back.



Taylor In Brief:

Taylor emerged as one of the top defensive rookies in 2004, and continued his dominating ways in 2005. He appeared in and started 15 games and finished third on the team in tackles with 80 (60 solo). He also recorded a career-high three forced fumbles, and recovered a fumble which he returned for his first career touchdown. Taylor recovered another fumble in post season play that he also returned for a touchdown, helping the Redskins earn their first playoff victory since 1999. The Redskins used their fifth overall selection in the 2004 NFL Draft on the safety from the University of Miami. In his two seasons in the league, Taylor has appeared in 30 games with 28 starts and amassed 169 tackles (122 solo), six interceptions, two sacks and five forced fumbles.

- He led the Big East Conference and ranked first nationally in interceptions per game (0.83) with 10, tying the record for interceptions in a season at Miami. He finished third in total tackles with 77 (57 solos).
- Taylor produced a team-best 13 pass breakups along with seven tackles for losses, one quarterback sack and two quarterback hurries. He was also a force on special teams, having blocked a punt, taken back four punts for a total of 52 yards (13.0 avg.) and returned three kickoffs for 86 yards (28.7 avg.), including a 68-yard return against Florida.
- He returned interceptions for an average of 18.4 yards, including a 67-yard touchdown return at Boston College, a 50-yard scoring runback at Florida State, and a 44-yard scoring runback against Rutgers. His three TD returns of interceptions is a Miami single-season record. He also picked off two passes in Miami's impressive 28-14 win over Pittsburgh, playing a key role as the Hurricanes limited All-American receiver Larry Fitzgerald to three receptions for 26 yards.
- He earned Big East Defensive Player of the Week honors for his play against Florida State (10/11).
- In 2002, Taylor was a first-team All-BIG EAST selection by the league's head coaches in his first season as a starter. He finished third on the team in tackles with 85 (53 solos), broke up 15 passes, intercepted four passes,

forced one fumble, blocked a kick and returned a punt for a touchdown.

- He led all defensive backs in tackles, interceptions and passes broken up and had a career-high 11 tackles (two solos) and intercepted two passes in the Fiesta Bowl against Ohio State.
- Taylor was named Big East Special Teams Player of the Week for his performance against Pittsburgh.
- In 2001, he was one of just four true freshmen to play for Miami in the 2001 national championship season, carving a niche for himself in Miami's secondary in nickel and dime coverage packages.
- Taylor played in 10 games, making an impact on

special teams, posting 26 tackles, 20 of which were unassisted.

- Taylor played at Gulliver Prep in Miami and was finished as the No. 7 prospect in Dade County by the *Miami Herald*.
- He was listed as the No. 1 athlete on the *Florida Times-Union* Super 75 list.
- Taylor accounted for three touchdowns (two receiving, one rushing) in the state title game victory over Marianna. He helped lead Gulliver to the Florida Class 2A State Championship in 2000.
- A star on both sides of the ball in 2000, Taylor rushed for 1,300 yards and a state-record 44 touchdowns. He played running back, defensive back and linebacker at Gulliver.
- He rushed for more than 200 yards twice during Gulliver's state playoff run and racked up more than 100 tackles during the 2000 season.
- He was a criminology major at Miami and is the son of Pedro Taylor and Donna Junor.

Single-Game Highs

Total Tackles: 11 at Philadelphia (11/1/06)

Solo Tackles: 9 at Philadelphia (11/1/06)

Interceptions: 1, six times, last at Arizona (12/11/05)

Sacks: 1, twice, last at St. Louis (12/4/05)

Taylor Career Statistics

Year	Team	GP	GS	Tot	TACKLES			Yds	INTERCEPTIONS				FUMBLES				
					Solo	Asst	Sk		No	Yds	Lg	TD	PD	FF	FR	Yds	TD
2004	WAS	15	13	89	62	27	1	8	4	85	45	0	15	2	0	0	0
2005	WAS	15	15	80	60	20	1	8	2	34	32	0	12	3	1	39	1
Totals		30	28	169	122	47	2	16	6	119	45	0	27	5	1	39	1

PLAYOFFS

Year	Team	GP	GS	Tot	TACKLES			Yds	INTERCEPTIONS				FUMBLES				
					Solo	Asst	Sk		No	Yds	Lg	TD	PD	FF	FR	Yds	TD
2005	WAS	2	2	15	9	6	0	0	0	0	0	0	1	0	1	51	1

Additional statistics: Special Teams Tackles: 2004 (7); 2005 (13), 2005 playoffs (2)

Taylor Game-by-Game Statistics

2005

Date	Opp.	GS	Tkls	Solo	Asst	Sacks	Yds	Int	Yds	Lg	TD	PD	FF	FR	Yds
9/11	CHI	1	4	3	1	0	0	0	0	0	0	1	0	0	0
9/18	at DAL	1	7	5	2	0	0	0	0	0	0	1	0	0	0
10/2	SEA	1	5	5	0	0	0	0	0	0	0	0	0	0	0
10/9	at DEN	1	3	2	1	0	0	0	0	0	0	0	0	0	0
10/16	at KC	1	6	5	1	0	0	0	0	0	0	0	1	0	0
10/23	SF	1	0	0	0	0	0	1	32	32	0	1	0	0	0
10/30	at NYG	1	6	3	3	0	0	0	0	0	0	1	0	0	0
11/6	PHI	1	3	2	1	0	0	0	0	0	0	0	0	0	0
11/13	at TB	IA													
11/20	OAK	1	6	3	3	0	0	0	0	0	0	1	0	0	0
11/27	SD	1	5	4	1	0	0	0	0	0	0	1	1	0	0
12/4	at STL	1	6	5	1	1	8	0	0	0	0	1	0	0	0
12/11	at AZ	1	6	5	1	0	0	1	8	8	0	1	1	0	0
12/18	DAL	1	3	2	1	0	0	0	0	0	0	1	0	0	0
12/24	NYG	1	9	7	2	0	0	0	0	0	0	1	0	0	0
1/1	at PHI	1	11	9	2	0	0	0	0	0	0	2	0	1	39
Totals		15	80	60	20	1	8	2	40	32	0	12	3	1	39

Postseason

Date	Opp.	GS	Tkls	Solo	Asst	Sacks	Yds	Int	Yds	Lg	TD	PD	FF	FR	Yds
1/7	at TB	1	7	3	4	0	0	0	0	0	0	0	0	1	51
1/14	at SEA	1	8	6	2	0	0	0	0	0	0	1	0	0	0
Totals		2	15	9	6	0	0	0	0	0	0	1	0	1	51

2004

Date	Opp.	GS	Tkls	Solo	Asst	Sacks	Yds	Int	Yds	Lg	TD	PD	FF	FR	Yds
9/12	TB	0	2	1	1	0	0	0	0	0	0	0	0	0	0
9/19	at NYG	0	2	2	0	0	0	0	0	0	0	0	0	0	0

Taylor Game-by-Game Statistics

9/27	DAL	1	4	1	3	0	0	0	0	0	0	2	0	0	0
10/3	at CLE	1	7	6	1	0	0	0	0	0	0	0	0	0	0
10/10	BAL	1	7	6	1	0	0	0	0	0	0	0	0	0	0
10/17	at CHI	1	6	5	1	1	8	1	45	45	0	2	0	0	0
10/31	GB	IA													
11/7	at DET	1	7	4	3	0	0	0	0	0	0	0	0	0	0
11/14	CIN	1	10	7	3	0	0	1	0	0	0	2	0	0	0
11/21	at PHI	1	8	5	3	0	0	1	10	10	0	1	0	0	0
11/28	at PIT	1	9	6	3	0	0	0	0	0	0	1	0	0	0
12/5	NYG	1	5	4	1	0	0	0	0	0	0	3	1	0	0
12/12	PHI	1	6	5	1	0	0	0	0	0	0	2	0	0	0
12/18	at SF	1	4	2	2	0	0	1	30	30	0	1	0	0	0
12/26	at DAL	1	6	5	1	0	0	0	0	0	0	0	1	0	0
1/2	MIN	1	6	3	3	0	0	0	0	0	0	1	0	0	0
	Totals	13	89	62	27	1	8	4	85	45	0	15	2	0	0

77 RANDY THOMAS

OFFENSIVE GUARD



Height: 6-5
 Weight: 310
 Birthdate: 1/19/76
 Mississippi State
 Tri-Cities High School
 East Point, GA
 8th NFL Season



NFL Acquisition: Selected by the New York Jets in the second round of the 1999 NFL Draft (57th overall).

How Acquired: Signed by the Redskins as a free agent on March 1, 2003.

2005 Season:

- Thomas played in and started 14 games before landing on injured reserve with an ankle injury.
- He surpassed the 100 games played in his career (106), starting each game he has played in.
- Thomas was part of an offensive line that helped Clinton Portis rush for a franchise record 1,516 yards.
- At Denver (10/9) in Week 5, he, along with the rest of the offensive line, allowed zero sacks in 53 pass attempts.

Pro Career:

2004 Season:

- Thomas played in and started 15 games in 2004.
- He helped pave the way for running back Clinton Portis to amass 1,315 yards on the ground this season.
- Thomas was inactive at Pittsburgh in Week 12 due to a hamstring injury but returned the following week to start against the New York Giants (12/5).

2003 Season:

- Thomas made his impact as a newcomer to the Redskins felt immediately, as he established himself as a dominating offensive lineman in training camp and in preseason games.
- He went on to start all 16 games at right guard, continually limiting the opposing defensive line.



Thomas In Brief:

Thomas is a dominating, quick and strong offensive lineman that has been nothing but consistent in his seven seasons in the league. Acquired by the Redskins during the 2003 off-season, Thomas has started all but three games during his tenure in Washington. In 2005, Thomas suffered a broken leg in Week 15 and was placed on injured reserve. He also surpassed the 100 games played in his career (106), starting each game he has played in.

- He was named as a third alternate to the Pro Bowl.

2002 Season:

- Thomas was the starting right guard for all 16 games of the 2002 season for the Jets, clearing the path for Curtis Martin's 1,094 rushing yards on the year.
- He made his 50th career start, in Week 5 against Kansas City and helped open holes for Martin's 119 yards on the ground. He blocked well for the Jets' passing and running attacks and also downed a John Hall pooch punt on the Vikings' five-yard line in the win over Minnesota.
- Thomas also helped pave the way for the teams' 180 yards rushing and a 41-0 win over the Colts in the AFC Wild Card game.

2001 Season:

- Thomas played and started 13 games for the New York

Jets, missing three games due to an ankle injury. He helped the squad finish with 2,054 (128.4 avg.) rushing yards, good for fourth in the NFL and second in the AFC.

- He started all 16 games at right guard and didn't miss one snap during the entire season. He played a key role on an offensive line that tied Indianapolis for fewest sacks allowed during the regular season (20) and helped the Jets offense become one of the most dangerous in the NFL, averaging 337.2 yards per game (12th best in the NFL).

2000 Season:

- He started all 16 games at right guard for the Jets and didn't miss one snap the entire season. He played a key role on an offensive line that tied for fewest sacks allowed during the regular season (20).

1999 Season:

- He started all 16 games during his rookie season and helped Curtis Martin rush for a team-record 1,464 yards and achieved six 100-yard rushing games. He also kept the Jets sack-free for four games. In his first start and NFL debut, the offense tallied 368 yard in game one vs. the New England Patriots.
- He became the first Jets rookie guard to open the season in the starting lineup since Randy Rasmussen in 1967. He was the only rookie guard to start all 16 games in the NFL, and at the conclusion of the season, he was named to virtually every All-Rookie team.

College/Personal:

- Thomas started every game in his two years at Mississippi State after transferring from junior college. He quickly established himself as one of the Bulldogs' top offensive linemen. Earned first-team all-Southeastern Conference honors and was also an SEC Academic Honor Roll recipient.
- He started all 12 games at right guard and led the team with 90 knockdowns as he showed excellent consistency for an offense that gained 3870 yards.
- Prior to his career at Mississippi State, he was an All-America, All-State & All-Region selection as a two-year starter at "tight" guard at Copiah-Lincoln (MS)

Thomas Career Statistics

Year	Team	G	GS
1999	New York Jets	16	16
2000	New York Jets	16	16
2001	New York Jets	13	13
2002	New York Jets	16	16
2003	Washington	16	16
2004	Washington	15	15
2005	Washington	14	14
Career	Totals	106	106

Community College. He was rated the best JUCO lineman in the state by the Jackson Clarion-Ledger and the fifth-best player overall.

- Thomas graduated from Mississippi State with a degree in educational psychology and a minor in criminal justice. Eventually, he would like to pursue a Master's degree in criminal justice. He earned SEC Academic Honor Roll recognition with a 3.12 grade point average.
- He did not start playing football until the 10th grade at Tri Cities (East Point, GA) High. He gained special recognition from the G&W Recruiting Report in the state of Georgia as a tight end. Thomas also lettered in basketball, playing both forward and center, and played baseball on the prep level, where he was a pitcher.
- Eating is one of his favorite past-times and he especially enjoys a good all-you-can-eat buffet. His favorite dishes to cook are BBQ ribs, baked beans, potato salad and macaroni and cheese. His other favorite foods to eat are fried pork chops and chicken wings.
- Also during the 2004 offseason, as part of a FHM magazine profile, Thomas took on world-ranked professional eater Sonya Thomas (no relation) and was defeated in a shrimp eating contest. Thomas ate 1.5 pounds of grilled shrimp in 10 minutes compared to his competitor's 6.5 pounds.
- He is married to Teresa and they have two daughters, Brandi Nicole and Teri Elizabeth, and two sons, Randy Lamar, Jr and Cameron.

83 JAMES THRASH

WIDE RECEIVER



Height: 6-0
 Weight: 205
 Birthdate: 4/28/75
 Missouri Southern
 Wewoka High School
 Wewoka, OK
 10th NFL Season



NFL Acquisition: He was signed by the Eagles as an undrafted free agent in 1997.

How Acquired: Thrash re-joined the Redskins in a trade with the Eagles for an undisclosed draft pick on March 31, 2004.

2005 Season:

- Thrash appeared in 12 games in 2005 with two starts, missing four games due to injury.
- He finished the season with 14 receptions for 194 yards.
- He was a key member of the special teams unit, returning punts (10 returns for 77 yards) and kickoffs (seven returns for 170 yards) when needed as well as recording 12 tackles (10 solo) and forcing one fumble.

Pro Career:

2004 Season:

- Thrash played in all 16 games in 2004 with four starts.
- He led the Redskins with 31 special teams tackles.
- Thrash had his best game of the season on special teams at Detroit in Week 9. He recorded two kickoff returns for 46 yards, including a career-long of 43, two punt returns for 46 yards and led the team with four special teams tackles. In addition, he downed a punt at the Lions' 1-yard line and batted two punts out of the endzone that were downed at the 2 and 3-yard lines. For his efforts, Thrash was named NFC Special Teams Player of the Week by the NFL.
- He finished with season with 17 receptions for 203 yards.

2003 Season:

- Thrash led the Philly receiving corps with 49 catches for 558 yards and one touchdown, adding 52 yards on five carries. He started all 16 games at wide receiver and as a special teamer.
- A standout special teams returner and coverage player, he logged 34 kickoff returns for 815 yards. He finished the season ranked third in the NFC and sixth in the NFL with a 24.0 yard average per return.
- He recorded a career-high 137 kickoff return yards vs. San Francisco (12/21).
- In the Divisional playoff game win vs. Atl. (1/11/04), he hooked up with McNabb for receptions of 42 and 35 yards.

2002 Season:

- Thrash started 16 games and caught 52 passes for 635



Thrash In Brief:

Thrash is considered a true Redskin; possessing a unique blend of toughness, athletic ability, talent and character. This is Thrash's second tour with the Redskins, having spent 1997-2000 in Washington. The nine-year veteran has appeared in 121 games with 63 starts and amassed 3,307 yards on 260 receptions and 18 touchdowns. Also a special teams standout, Thrash has totaled 347 yards on 40 punt returns and 2,756 yards on 120 kickoff returns.

yards and six touchdowns.

- He had a career-high 18 carries for 126 yards and two TDs. Only two NFL wide receivers had more rushing yards (Steelers WRs Hines Ward (142) and Antwaan Randle-El (134)).

- Thrash opened up the 2002 season with TD catches in each of the first four games.

- He took a handoff from fellow WR Freddie Mitchell on a double-reverse and raced 20 yards for a score at NYG (12/28).

2001 Season:

- In his first season with Philadelphia, Thrash started 15 games and had a career-high 63 catches for 833 yards and eight touchdowns. He also rushed for 57 yards on only six carries and also contributed five kickoff returns for 101 yards.

- He earned All-NFL Interview Team honors for his efforts with the media.

- Thrash was 11-151 receiving in the 2001 postseason including a 5-73 yd. performance at Chi. (1/19/02) in the NFC Divisional Playoff game

- In the NFL East Division-clinching win vs. NYG (12/30), Thrash caught seven passes for 143 yards, including a 57-yd. TD.

- He caught a dramatic game-winning TD, an 18-yarder from McNabb, with 1:47 remaining on Monday Night football at NYG (10/22).

2000 Season:

- In his last season of his first tenure with the Redskins, Thrash started eight games and appeared in all 16.
- He caught 50 balls for 653 yards and two touchdowns as well as 10 carries for 82 yards.

- Thrash was the Redskins primary kickoff returner, returning 45 kicks for 1,000 yards and a 49-yard long.
- He had a career-high 121 receiving yards vs. Philadelphia (11/26) and finished 12th in the NFC in third down catches with 19. He also had two 100-yard receiving games.

1999 Season:

- He appeared in 15 games as a back-up receiver but primarily on special teams.
- Thrash had only three catches for 44 yards and one rush on an end-around for 37-yards.
- He also had 14 kickoff returns for 355 yards and a touchdown.
- He raced 95 yards on a kickoff return for a touchdown at Detroit (12/5), the first and only of his career.

1998 Season:

- Thrash started his first career game and appeared in 10 and had 10 catches for 163 yards and a touchdown. He also served on special teams and had six kickoff returns for 129 yards.
- He started his first career game at Seattle (9/20).

1997 Season:

- He appeared in only one game but had two catches for 24 yards at New York Giants (12/13).
- He was signed as a rookie free agent by Philadelphia in 1997, but was released prior to camp and signed by the Redskins (7/11).

Single-Game Highs

Receptions: 10 at Seattle (9/23/01)

Yards: 165 at Seattle (9/23/01)

Long: 64t at Seattle (9/23/01)

Touchdowns: 2, three times, last vs. Minnesota (11/11/01)

College/Personal:

- Thrash earned first team All-Mid-America Intercollegiate Athletics Association honors at wide receiver as a senior at Missouri Southern. He also finished first in the conference in receiving yards per game and second in receptions.
- He played in the Snow Bowl (NCAA Division II all-star game) after his senior season. He caught 79 passes for 1,222 yards and seven TDs in his career.
- A track star, Thrash earned All-America honors in the 200-meter dash and all-MIAA honors in track and field by finishing first in the 100-meter dash and 200-meter dash. He ran a leg on the 400-meter relay team that placed 3rd.
- Thrash and his wife, Amber, have a son, Jayden James (5/10/02), and a daughter, Abrieli Savannah (4/26/04) and reside in Sterling, VA.
- He met his wife while both were members of the Missouri Southern track team. James still holds the school record for the 100 meters (10.35) and the 200 meters (20.79).

Thrash Career Statistics

Year	Team	GP	GS	RECEIVING					RUSHING				
				No	Yds	Avg	Lg	TD	Att	Yds	Avg	Lg	TD
1997	WAS	4	0	2	24	12.0	17	0	0	0	0.0	0	0
1998	WAS	10	1	10	163	16.3	28	1	0	0	0.0	0	0
1999	WAS	16	0	3	44	14.7	25	0	1	37	37.0	37	0
2000	WAS	16	8	50	653	13.1	50	2	10	82	8.2	34	0
2001	PHI	15	15	63	833	13.2	64t	8	6	57	9.5	24	0
2002	PHI	16	16	52	635	12.2	39t	6	18	126	7.0	32	2
2003	PHI	16	16	49	558	11.4	51	1	5	52	10.4	47	0
2004	WAS	16	3	17	203	11.9	31	0	0	0	0.0	0	0
2005	WAS	12	2	14	194	13.8	41	0	1	8	8.0	8	0
Totals		121	61	260	3307	12.7	64t	18	41	362	8.8	47	2

PLAYOFFS

Year	Team	GP	GS	RECEIVING					RUSHING				
				No	Yds	Avg	Lg	TD	Att	Yds	Avg	Lg	TD
1999	WAS	2	0	0	0	0.0	0	0	1	1	1.0	1	0
2001	PHI	3	3	11	151	13.7	43	0	2	-3	-1.5	2	0
2002	PHI	2	2	8	100	16.7	42	1	2	4	2.0	11	0
2003	PHI	2	2	2	18	9.0	9	0	0	0	0.0	0	0
2005	WAS	1	1	1	5	5.0	5	0	0	0	0.0	0	0
Postseason		10	8	20	274	13.7	43	1	5	2	0.4	11	0

Additional statistics: none

Fumbles-Lost: 1-1 in 2001; 1-1 in 2002

Year	Team	KICKOFF RETURNS					PUNT RETURNS					
		No	Yds	Avg	Lg	TD	No	FC	Yds	Avg	Lg	TD
1998	WAS	6	129	21.5	39	0	0	0	0	0.0	0	0
1999	WAS	14	355	25.4	95t	1	0	0	0	0.0	0	0
2000	WAS	45	1000	22.2	49	0	10	6	106	10.6	25	0
2001	PHI	5	101	20.2	34	0	0	0	0	0.0	0	0
2003	PHI	34	815	24.0	54	0	1	1	2	2.0	2	0
2004	WAS	9	188	20.7	36	0	19	8	162	8.5	43	0
2005	WAS	7	170	24.3	31	0	10	15	77	7.7	18	0
Totals		120	2756	23.0	96t	1	40	30	347	11.6	43	0
Postseason		9	214	23.8	36	0	0	0	0	0.0	0	0

- Thrash graduated from Missouri Southern in the spring of 2001 with a degree in criminal justice via online courses offered by the school. He also participated in an internship with the Loudoun County (VA) Sheriff's Department. As part of the internship he was able to accompany officers on ride-alongs, crime scene investigations and got to sit in on an autopsy.
- He became a certified conditioning specialist during the 2003 offseason by the National Strength Professionals Association (NSPA) and worked a few hours a day at

Gold's Gym in Leesburg, Virginia.

- He was the Redskins' Ed Block Courage Award recipient in 2000. Also was the teams Unsung Hero Award winner that year.
- He starred in football and track at Wewoka High School, but was not a starter in football until his senior season at Wewoka.
- Thrash is active in CAUSE Ministries - Christian Athletes United for Spiritual Empowerment.

Thrash Game-by-Game Statistics

2005

Date	Opp	GS	Rec.	Yds	Avg.	Long	TD	Att.	Yds	Avg.	Long	TD
9/11	CHI	0	3	15	5.0	7	0	0	0	0.0	0	0
9/18	at DAL	0	3	42	14.0	20	0	0	0	0.0	0	0
10/2	SEA	0	2	30	15.0	16	0	0	0	0.0	0	0
10/9	at DEN	0	1	7	7.0	7	0	0	0	0.0	0	0
10/16	at KC	0	2	29	14.5	19	0	0	0	0.0	0	0
10/23	SF	0	0	0	0.0	0	0	0	0	0.0	0	0
10/30	at NYG	0	1	28	28.0	28	0	0	0	0.0	0	0
11/6	PHI	0	0	0	0.0	0	0	0	0	0.0	0	0
11/13	at TB	0	1	2	2.0	2	0	0	0	0.0	0	0
11/20	OAK	1	0	0	0.0	0	0	0	0	0.0	0	0
11/27	SD	IA										
12/4	at STL	IA										
12/11	at AZ	IA										
12/18	DAL	IA										
12/24	NYG	0	0	0	0.0	0	0	0	0	0.0	0	0
1/1	at PHI	1	1	41	41.0	41	0	0	0	0.0	0	0
	Totals	2	14	194	13.9	41	0	0	0	0.0	0	0

Postseason

Date	Opp	GS	Rec.	Yds	Avg.	Long	TD	Att.	Yds	Avg.	Long	TD
1/7	at TB	1	1	5	5.0	5	0	0	0	0.0	0	0
1/14	at SEA	IA										
	Totals		1	5	5.0	5	0	0	0	0.0	0	0

Date	Opp.	Att.	Punt Returns			Long	TD	Kickoff Returns			Long	TD
			FC	Yds	Avg.			No.	Yds	Avg.		
9/11	CHI	0	0	0	0.0	0	0	0	0	0.0	0	0
9/18	at DAL	1	0	9	9.0	9	0	0	0	0.0	0	0
10/2	SEA	0	2	0	0.0	0	0	0	0	0.0	0	0
10/9	at DEN	1	2	7	7.0	7	0	2	57	28.5	31	0
10/16	at KC	0	3	0	0.0	3	0	5	113	22.6	27	0
10/23	SF	4	1	50	12.5	18	0	0	0	0.0	0	0
10/30	at NYG	1	1	8	8.0	8	0	0	0	0.0	0	0
11/6	PHI	2	3	0	0.0	0	0	0	0	0.0	0	0
11/13	at TB	1	1	3	3.0	3	0	0	0	0.0	0	0
11/20	OAK	0	2	0	0.0	0	0	0	0	0.0	0	0
11/27	SD	IA										
12/4	at STL	IA										
12/11	at AZ	IA										
12/18	DAL	IA										
12/24	NYG	0	0	0	0.0	0	0	0	0	0.0	0	0
1/1	at PHI	0	0	0	0.0	0	0	0	0	0.0	0	0
	Totals	10	15	77	7.7	18	0	7	170	0.0	0	0

Postseason

Date	Opp.	Att.	FC	Yds	Avg.	Long	TD	No.	Yds	Avg.	Long	TD
1/7	at TB	0	0	0	0.0	0	0	0	0	0.0	0	0
1/14	at SEA	IA										
	Totals	0	0	0	0.0	0	0	0	0	0	0	0

2004

Date	Opp	GS	Rec.	Yds	Avg.	Long	TD	Att.	Yds	Avg.	Long	TD
9/12	TB	0	0	0	0.0	0	0	0	0	0.0	0	0
9/19	at NYG	0	0	0	0.0	0	0	0	0	0.0	0	0
9/27	DAL	1	4	47	11.8	17	0	0	0	0.0	0	0

Thrash Game-by-Game Statistics

10/3	at CLE	0	2	7	3.5	4	0	0	0	0.0	0	0
10/10	BAL	0	0	0	0.0	0	0	0	0	0.0	0	0
10/17	at CHI	0	0	0	0.0	0	0	0	0	0.0	0	0
10/31	GB	0	0	0	0.0	0	0	0	0	0.0	0	0
11/7	at DET	0	0	0	0.0	0	0	0	0	0.0	0	0
11/14	CIN	0	0	0	0.0	0	0	0	0	0.0	0	0
11/21	at PHI	0	2	19	9.5	14	0	0	0	0.0	0	0
11/28	at PIT	0	0	0	0.0	0	0	0	0	0.0	0	0
12/5	NYG	0	2	27	13.5	14	0	0	0	0.0	0	0
12/12	PHI	0	2	22	11.0	18	0	0	0	0.0	0	0
12/18	at SF	1	0	0	0.0	0	0	0	0	0.0	0	0
12/26	at DAL	1	0	0	0.0	0	0	0	0	0.0	0	0
1/2	MIN	1	5	81	16.2	31	0	0	0	0.0	0	0
Totals		4	17	203	11.9	31	0	0	0	0.0	0	0

Date	Opp.	Att.	Punt			Returns			TD	Kickoff		Returns		TD
			FC	Yds	Avg.	Long	No.	Yds		Avg.	Long			
9/12	TB	0	0	0	0.0	0	0	0	0	0	0.0	0	0	
9/19	at NYG	0	0	0	0.0	0	0	0	0	0	0.0	0	0	
9/27	DAL	0	0	0	0.0	0	0	0	0	0	0.0	0	0	
10/3	at CLE	3	1	21	7.0	12	0	2	31	15.5	16	0	0	
10/10	BAL	0	0	0	0.0	0	0	0	0	0.0	0	0	0	
10/17	at CHI	0	0	0	0.0	0	0	0	0	0.0	0	0	0	
10/31	GB	2	0	17	8.5	11	0	1	22	22.0	22	0	0	
11/7	at DET	2	3	46	23.0	43	0	1	20	20.0	20	0	0	
11/14	CIN	4	0	35	8.7	11	0	3	46	15.3	18	0	0	
11/21	at PHI	0	1	0	0.0	0	0	0	0	0.0	0	0	0	
11/28	at PIT	4	0	22	5.5	8	0	0	0	0.0	0	0	0	
12/5	NYG	1	2	5	5.0	5	0	1	31	31.0	31	0	0	
12/12	PHI	3	1	16	5.3	10	0	0	0	0.0	0	0	0	
12/18	at SF	0	0	0	0.0	0	0	0	0	0.0	0	0	0	
12/26	at DAL	0	0	0	0.0	0	0	0	0	0.0	0	0	0	
1/2	MIN	0	0	0	0.0	0	0	1	36	36.0	36	0	0	
Totals		19	8	162	8.5	43	0	9	186	20.7	36	0	0	

2003												
Date	Opp	GS	Rec.	Yds	Avg.	Long	TD	Att.	Yds	Avg.	Long	TD
9/8	TB	1	5	46	9.2	14	0	1	47	47.0	47	0
9/14	NE	1	6	80	13.3	24	0	0	0	0.0	0	0
9/28	at BUF	1	3	47	15.7	17	0	1	4	4.0	4	0
10/5	WAS	1	2	26	13.0	19	0	0	0	0.0	0	0
10/12	at DAL	1	3	15	5.0	6	0	0	0	0.0	0	0
10/19	at NYG	1	0	0	0.0	0	0	1	-3	-3.0	-3	0
10/26	NYJ	1	4	23	5.8	7	0	1	4	4.0	4	0
11/2	at ATL	1	4	69	17.3	41	0	0	0	0.0	0	0
11/10	at GB	1	2	55	27.5	51	0	0	0	0.0	0	0
11/16	NYG	1	6	48	8.0	44	0	0	0	0.0	0	0
11/23	NO	1	2	19	9.5	13	0	1	0	0.0	0	0
11/30	at CAR	1	3	27	9.0	10	1	0	0	0.0	0	0
12/7	DAL	1	4	34	8.5	20	0	0	0	0.0	0	0
12/15	at MIA	1	2	48	24.0	44	0	0	0	0.0	0	0
12/21	SF	1	1	13	13.0	13	0	0	0	0.0	0	0
12/27	at WAS	1	2	8	4.0	5	0	0	0	0.0	0	0
Totals		16	49	558	11.3	51	1	5	52	10.4	47	0

Postseason												
Date	Opp	GS	Rec.	Yds	Avg.	Long	TD	Att.	Yds	Avg.	Long	TD
1/11	GB	1	1	9	9.0	9	0	0	0	0.0	0	0
1/18	CAR	1	1	9	9.0	9	0	0	0	0.0	0	0
Totals		2	2	18	9.0	9	0	0	0	0.0	0	0

Date	Opp.	Att.	Punt			Returns			TD	Kickoff		Returns		TD
			FC	Yds	Avg.	Long	No.	Yds		Avg.	Long			
9/8	TB	0	0	0	0.0	0	0	0	0	0	0.0	0	0	
9/14	NE	0	0	0	0.0	0	0	0	0	0.0	0	0	0	
9/28	at BUF	0	0	0	0.0	0	0	0	0	0.0	0	0	0	
10/5	WAS	0	0	0	0.0	0	0	0	0	0.0	0	0	0	
10/12	at DAL	1	0	2	2.0	2	0	5	132	26.4	41	0	0	
10/19	at NYG	0	0	0	0.0	0	0	0	0	0.0	0	0	0	

Thrash Game-by-Game Statistics

2001

Date	Opp	GS	Rec.	Yds	Avg.	Long	TD	Att.	Yds	Avg.	Long	TD
9/9	STL	1	1	11	11.0	11	0	0	0	0.0	0	0
9/23	at SEA	1	10	165	16.5	64t	2	2	9	4.5	13	0
9/30	DAL	1	2	25	12.5	21	0	0	0	0.0	0	0
10/7	AZ	1	3	42	14.0	32	0	0	0	0.0	0	0
10/22	at NYG	1	6	77	12.8	23	1	0	0	0.0	0	0
10/28	OAK	1	2	9	4.5	5	0	0	0	0.0	0	0
11/4	at AZ	1	4	80	20.0	54t	2	2	24	12.0	24	0
11/11	MIN	1	5	52	104.0	17t	2	1	14	14.0	14	0
11/18	at DAL	1	2	17	8.5	13	0	0	0	0.0	0	0
11/25	WAS	1	4	32	8.0	13	0	0	0	0.0	0	0
11/29	at KC	1	5	65	13.0	34	0	0	0	0.0	0	0
12/9	SD	1	5	74	14.8	31	0	0	0	0.0	0	0
12/16	at WAS	1	2	15	7.5	9	0	0	0	0.0	0	0
12/22	at SF	1	5	26	5.2	9	0	0	0	0.0	0	0
12/30	NYG	1	7	143	20.4	57t	1	1	10	10.0	10	0
1/6	at TB	IA										
	Totals	15	63	833	13.2	64t	8	6	57	9.5	24	0

Postseason

Date	Opp	GS	Rec.	Yds	Avg.	Long	TD	Att.	Yds	Avg.	Long	TD
1/12	TB	1	3	32	10.7	21	0	1	2	2.0	2	0
1/19	at CHI	1	5	73	14.6	43	0	0	0	0.0	0	0
1/27	at STL	1	3	46	15.3	17	0	1	-5	-5.0	-5	0
	Totals	3	11	151	13.7	43	0	2	-3	-1.5	2	0

Date	Opp.	Att.	Punt		Returns		TD	Kickoff		Returns		TD
			FC	Yds	Avg.	Long		No.	Yds	Avg.	Long	
9/9	STL	0	0	0	0.0	0	0	1	27	27.0	27	0
9/23	at SEA	0	0	0	0.0	0	0	0	0	0.0	0	0
9/30	DAL	0	0	0	0.0	0	0	0	0	0.0	0	0
10/7	AZ	0	0	0	0.0	0	0	1	34	34.0	34	0
10/22	at NYG	0	0	0	0.0	0	0	0	0	0.0	0	0
10/28	OAK	0	0	0	0.0	0	0	0	0	0.0	0	0
11/4	at AZ	0	0	0	0.0	0	0	0	0	0.0	0	0
11/11	MIN	0	0	0	0.0	0	0	0	0	0.0	0	0
11/18	at DAL	0	0	0	0.0	0	0	0	0	0.0	0	0
11/25	WAS	0	0	0	0.0	0	0	2	21	10.5	16	0
11/29	at KC	0	0	0	0.0	0	0	1	19	19.0	19	0
12/9	SD	0	0	0	0.0	0	0	0	0	0.0	0	0
12/16	at WAS	0	0	0	0.0	0	0	0	0	0.0	0	0
12/22	at SF	0	0	0	0.0	0	0	0	0	0.0	0	0
12/30	NYG	0	0	0	0.0	0	0	0	0	0.0	0	0
1/6	at TB	0	0	0	0.0	0	0	0	0	0.0	0	0
	Totals	0	0	0	0.0	0	0	5	101	20.2	34	0

Postseason

Date	Opp.	Att.	Punt		Returns		TD	Kickoff		Returns		TD
			FC	Yds	Avg.	Long		No.	Yds	Avg.	Long	
1/12	TB	0	0	0	0.0	0	0	0	0	0.0	0	0
1/19	at CHI	0	0	0	0.0	0	0	0	0	0.0	0	0
1/27	at STL	0	0	0	0.0	0	0	0	0	0.0	0	0
	Totals	0	0	0	0.0	0	0	0	0	0.0	0	0.0

2000

Date	Opp	GS	Rec.	Yds	Avg.	Long	TD	Att.	Yds	Avg.	Long	TD
9/3	CAR	1	3	22	7.3	11	0	1	4	4.0	4	0
9/10	at DET	0	0	0	0.0	0	0	0	0	0.0	0	0
9/18	DAL	0	3	21	7.0	11	0	0	0	0.0	0	0
9/24	at NYG	0	1	46	56.0	56	0	0	0	0.0	0	0
10/1	TB	0	1	4	4.0	4	0	0	0	0.0	0	0
10/8	at PHI	0	5	45	9.0	16	0	2	41	20.5	34	0
10/15	BAL	0	6	62	10.3	23	0	1	7	7.0	7	0
10/22	at JAX	1	2	16	8.0	13	0	2	13	6.5	0	0
10/30	TEN	1	3	20	6.7	9	0	0	0	0.0	0	0
11/5	at AZ	1	6	102	17.0	43	0	1	15	15.0	15	0
11/20	at STL	1	5	51	10.2	19	1	2	12	6.0	12	0
11/26	PHI	0	5	121	24.2	50	1	0	0	0.0	0	0
12/3	NYG	1	4	73	18.3	45	0	0	0	0.0	0	0

Thrash Game-by-Game Statistics

12/10	at DAL	1	5	62	12.4	20	0	0	0	0.0	0	0
12/16	at PIT	1	1	8	8.0	8	0	1	-10	-10.0	-10	0
12/24	AZ	0	0	0	0.0	0	0	0	0	0.0	0	0
Totals		8	50	653	13.1	50	2	10	82	8.2	34	0

Date	Opp.	Punt		Returns		Long	TD	Kickoff		Returns		Long	TD
		Att.	FC	Yds	Avg.			No.	Yds	Avg.			
9/3	CAR	0	0	0	0.0	0	0	3	53	17.6	22	0	
9/10	at DET	0	0	0	0.0	0	0	4	132	33.0	49	0	
9/18	DAL	0	0	0	0.0	0	0	5	111	22.2	29	0	
9/24	at NYG	0	0	0	0.0	0	0	0	0	0.0	0	0	
10/1	TB	0	0	0	0.0	0	0	2	64	32.0	32	0	
10/8	at PHI	0	0	0	0.0	0	0	3	43	14.3	17	0	
10/15	BAL	2	2	23	11.5	19	0	2	60	30.0	42	0	
10/22	at JAX	2	0	32	16.0	25	0	0	0	0.0	0	0	
10/30	TEN	0	2	0	0.0	0	0	5	117	23.4	30	0	
11/5	at AZ	1	0	0	0.0	0	0	4	84	21.0	25	0	
11/20	at STL	2	0	34	17.0	18	0	4	90	22.5	23	0	
11/26	PHI	2	1	1	0.5	1	0	6	117	19.5	25	0	
12/3	NYG	1	1	16	16.0	16	0	0	0	0.0	0	0	
12/10	at DAL	0	0	0	0.0	0	0	3	65	21.6	22	0	
12/16	at PIT	0	0	0	0.0	0	0	3	54	18.0	20	0	
12/24	AZ	0	0	0	0.0	0	0	1	10	10.0	10	0	
Totals		10	6	106	10.6	25	0	45	1000	22.2	49	0	

1999

Date	Opp	GS	Rec.	Yds	Avg.	Long	TD	Att.	Yds	Avg.	Long	TD
9/12	DAL	0	0	0	0.0	0	0	0	0	0.0	0	0
9/19	at NYG	0	0	0	0.0	0	0	0	0	0.0	0	0
9/26	at NYJ	0	0	0	0.0	0	0	0	0	0.0	0	0
10/3	CAR	0	0	0	0.0	0	0	0	0	0.0	0	0
10/17	at AZ	0	0	0	0.0	0	0	0	0	0.0	0	0
10/24	at DAL	0	0	0	0.0	0	0	0	0	0.0	0	0
10/31	CHI	0	0	0	0.0	0	0	0	0	0.0	0	0
11/7	BUF	0	0	0	0.0	0	0	0	0	0.0	0	0
11/14	at PHI	0	0	0	0.0	0	0	0	0	0.0	0	0
11/21	NYG	0	1	25	25.0	25	0	0	0	0.0	0	0
11/28	PHI	0	0	0	0.0	0	0	0	0	0.0	0	0
12/5	at DET	0	1	2	2.0	2	0	0	0	0.0	0	0
12/12	AZ	0	0	0	0.0	0	0	0	0	0.0	0	0
12/19	at INDY	0	0	0	0.0	0	0	0	0	0.0	0	0
12/26	at SF	0	0	0	0.0	0	0	0	0	0.0	0	0
1/2	MIA	0	1	17	17.0	17	0	1	37	37.0	37	0
Totals		0	3	44	14.7	25	0	1	37	37.0	37	0

Postseason

Date	Opp	GS	Rec.	Yds	Avg.	Long	TD	Att.	Yds	Avg.	Long	TD
1/8	DET	0	0	0	0.0	0	0	0	0	0.0	0	0
1/15	at TB	0	0	0	0.0	0	0	1	1	1.0	1	0
Totals		0	0	0	0.0	0	0	1	1	1.0	1	0

Date	Opp.	Punt		Returns		Long	TD	Kickoff		Returns		Long	TD
		Att.	FC	Yds	Avg.			No.	Yds	Avg.			
9/12	DAL	0	0	0	0.0	0	0	0	0	0.0	0	0	
9/19	at NYG	0	0	0	0.0	0	0	0	0	0.0	0	0	
9/26	at NYJ	0	0	0	0.0	0	0	0	0	0.0	0	0	
10/3	CAR	0	0	0	0.0	0	0	0	0	0.0	0	0	
10/17	at AZ	0	0	0	0.0	0	0	0	0	0.0	0	0	
10/24	at DAL	0	0	0	0.0	0	0	0	0	0.0	0	0	
10/31	CHI	0	0	0	0.0	0	0	0	0	0.0	0	0	
11/7	BUF	0	0	0	0.0	0	0	1	28	28.0	28	0	
11/14	at PHI	0	0	0	0.0	0	0	1	21	21.0	21	0	
11/21	NYG	0	0	0	0.0	0	0	1	14	14.0	14	0	
11/28	PHI	0	0	0	0.0	0	0	2	72	36.0	48	0	
12/5	at DET	0	0	0	0.0	0	0	2	109	54.5	95	1	
12/12	AZ	0	0	0	0.0	0	0	2	29	14.5	15	0	
12/19	at INDY	0	0	0	0.0	0	0	1	19	19.0	19	0	
12/26	at SF	0	0	0	0.0	0	0	3	36	12.0	13	0	
1/2	MIA	0	0	0	0.0	0	0	1	27	27.0	27	0	
Totals		0	0	0	0.0	0	0	14	355	25.3	95	1	

Thrash Game-by-Game Statistics

Postseason		Punt		Returns			Kickoff		Returns			TD	
Date	Opp.	Att.	FC	Yds	Avg.	Long	TD	No.	Yds	Avg.	Long	TD	
1/8	DET	0	0	0	0.0	0	0	0	0	0.0	0	0	
1/15	at TB	0	0	0	0.0	0	0	1	24	24.0	24	0	
	Totals	0	0	0	0	0	0.0	1	24	24.0	24	0	0

1998		Punt		Returns			Kickoff		Returns			TD	
Date	Opp	GS	Rec.	Yds	Avg.	Long	TD	Att.	Yds	Avg.	Long	TD	
9/6	at NYG	0	1	13	13.0	13	0	0	0	0.0	0	0	
9/14	SF	0	0	0	0.0	0	0	0	0	0.0	0	0	
9/20	at SEA	1	0	0	0.0	0	0	0	0	0.0	0	0	
9/27	DEN	IA											
10/4	DAL	0	0	0	0.0	0	0	0	0	0.0	0	0	
10/11	at PHI	IA											
10/18	at MIN	IA											
11/1	NYG	0	3	40	13.3	19	0	0	0	0.0	0	0	
11/8	at AZ	0	2	44	22.0	28	0	0	0	0.0	0	0	
11/15	PHI	0	0	0	0.0	0	0	0	0	0.0	0	0	
11/22	AZ	0	0	0	0.0	0	0	0	0	0.0	0	0	
11/29	at OAK	0	0	0	0.0	0	0	0	0	0.0	0	0	
12/6	SD	0	4	66	16.5	25t	1	0	0	0.0	0	0	
12/13	at CAR	IR											
12/19	TB	IR											
12/27	at DAL	IR											
	Total	1	10	163	16.3	28	1	0	0	0.0	0	0	0

		Punt		Returns			Kickoff		Returns			TD	
Date	Opp.	Att.	FC	Yds	Avg.	Long	TD	No.	Yds	Avg.	Long	TD	
9/6	at NYG	0	0	0	0.0	0	0	2	64	32.0	39	0	
9/14	SF	0	0	0	0.0	0	0	2	33	16.5	19	0	
9/20	at SEA	0	0	0	0.0	0	0	0	0	0.0	0	0	
9/27	DEN	IA											
10/4	DAL	0	0	0	0.0	0	0	0	0	0.0	0	0	
10/11	at PHI	IA											
10/18	at MIN	IA											
11/1	NYG	0	0	0	0.0	0	0	0	0	0.0	0	0	
11/8	at AZ	0	0	0	0.0	0	0	0	0	0.0	0	0	
11/15	PHI	0	0	0	0.0	0	0	0	0	0.0	0	0	
11/22	AZ	0	0	0	0.0	0	0	1	18	18.0	0	0	
11/29	at OAK	0	0	0	0.0	0	0	1	14	14.0	14	0	
12/6	SD	0	0	0	0.0	0	0	0	0	0.0	0	0	
12/13	at CAR	IR											
12/19	TB	IR											
12/27	at DAL	IR											
	Totals	0	0	0	0.0	0	0	6	129	21.5	39	0	0

1997		Punt		Returns			Kickoff		Returns			TD	
Date	Opp	GS	Rec.	Yds	Avg.	Long	TD	Att.	Yds	Avg.	Long	TD	
8/31	at CAR	IA											
9/7	at PIT	IA											
9/14	AZ	IA											
9/28	JAX	IA											
10/5	at PHI	IA											
10/13	DAL	IA											
10/19	at TEN	IA											
10/26	BAL	0	0	0	0.0	0	0	0	0	0.0	0	0	
11/2	at CHI	0	0	0	0.0	0	0	0	0	0.0	0	0	
11/9	DET	IA											
11/16	at DAL	IA											
11/23	NYG	IA											
11/30	STL	IA											
12/7	at AZ	DNP											
12/13	at NYG	0	2	24	12.0	17	0	0	0	0.0	0	0	
12/21	PHI	0	0	0	0.0	0	0	0	0	0.0	0	0	
	Totals	0	2	24	12.0	17	0	0	0	0.0	0	0	0

		Punt		Returns			Kickoff		Returns			TD	
Date	Opp.	Att.	FC	Yds	Avg.	Long	TD	No.	Yds	Avg.	Long	TD	
8/31	at CAR	IA											
9/7	at PIT	IA											

Thrash Game-by-Game Statistics


9/14	AZ	IA										
9/28	JAX	IA										
10/5	at PHI	IA										
10/13	DAL	IA										
10/19	at TEN	IA										
10/26	BAL	0	0	0	0.0	0	0	0	0	0.0	0	0
11/2	at CHI	0	0	0	0.0	0	0	0	0	0.0	0	0
11/9	DET	IA										
11/16	at DAL	IA										
11/23	NYG	IA										
11/30	STL	IA										
12/7	at AZ	DNP										
12/13	at NYG	0	0	0	0.0	0	0	0	0	0.0	0	0
12/21	PHI	0	0	0	0.0	0	0	0	0	0.0	0	0
	Totals	0	0	0	0.0	0	0	0	0	0.0	0	0

72 TYSON WALTER

OFFENSIVE LINEMAN



Height: 6-4
 Weight: 303
 Birthdate: 3/17/78
 Ohio State
 Kenston High School
 Kenston, OH
 4th NFL Season



NFL Acquisition: Walter was selected in the sixth round (179th overall) by the Dallas Cowboys in the 2002 NFL Draft.

How Acquired: Walter signed as a free agent with the Redskins on March 24, 2006.

2005 Season:

- Walter signed with the Houston Texans after being waived by the Cowboys prior to the start of the regular season. He did not appear in any games for the Texans.

Pro Career:

2004 Season:

- As a third-year pro, Walter saw action in 13 games with one start at center in the season opener at Minnesota (9/12). After helping the Dallas offense put together two solid opening drives (nine-plays, 67 yards and 20 plays, 53 yards), he suffered a sprained left knee midway through the second quarter and did not return.
- Walter returned to action in the Monday night win at Washington (9/27) but his work was limited to special teams action.
- In the loss to the Giants (10/10), he split time at center with Al Johnson (alternating quarters) as the line allowed the Dallas running game to rack up 166 rushing yards on the day (5.5 yards-per-carry).
- He was inactive the following two weeks in losses to Pittsburgh (10/17) and at Green Bay (10/24).
- At Baltimore (11/21), Walter took over for Andre Gurode midway through the fourth quarter when Gurode bruised his knee.
- In the Thanksgiving Day win over Chicago (11/25), he



Walter In Brief:

Versatility is critical for success in the NFL on the offensive line, and Tyson Walter has earned his way with his ability to perform several roles. Walter, an offensive tackle at Ohio State, has answered the call with productivity at center and guard during his time in the league. A strong drive blocker with solid quickness and intelligence, he now has experience performing at every offensive line position in either college or the pros. The three-year veteran has appeared in 40 games with nine starts.

took over at right guard on the third play of the game after Gurode sprained his left knee. In that game, Walter was part of a line that led the way for Julius Jones to rush for 150 yards. It was the first 100-yard rushing performance of the season by a Dallas back, and tied the then second-best mark ever by a rookie back for Dallas.

- In the next four games, he saw mostly special teams action. In the season finale at the N.Y. Giants (1/2/05), Walter suffered a fractured left wrist while blocking on the kickoff return team in the first half and he was unable to return.

2003 Season:

- Walter saw action in every game for the Cowboys. Early in the season, he saw considerable time spelling Larry Allen at left guard as the Cowboys rolled out to a

7-2 start on their way to a 10-6 record and a wild card playoff berth.

- The offensive line helped generate enough holes in the running game and protection in the passing game for Dallas to vault from 31st in the league in total offense in 2002 to 15th in 2003.
- Walter saw second quarter action for Allen at left guard in the season opener against Atlanta (9/7). He also took over for Allen against Arizona (10/5), but Allen returned in the second half. Walter was again called on to work at left guard at Tampa Bay (10/26) when he moved into the lineup mid-way through the third quarter. Walter helped the Dallas offense rack up 400 yards of total offense, including 208 rushing against Washington (11/2) when he replaced Allen who was troubled with a sprained knee. The Cowboys pass protection allowed just one sack in 34 pass plays and that came on a busted flea-flicker.
- Moving to center at Washington (12/14), Walter saw some third quarter work for Matt Lehr. In the Cowboys wild card playoff game at Carolina (1/3/04), Walter recorded a seven-yard return on a squibbed kickoff in his postseason debut.

2002 Season:

- Walter was sidelined for almost all of training camp with a high left ankle sprain that he suffered on Aug. 4. Yet, he showed enough promise and tenacity in limited two-day drills to earn a roster spot. The injury, however, forced him to be inactive for the first four games of the season.
- Walter returned to limited practice work on Sept. 25 and was active, but did not play, in the loss to the N.Y. Giants (10/6).
- He saw his first NFL action in the following week's win over Carolina (10/13) when he took over at center mid-way through the second quarter. Walter helped Dallas rush for 138 yards and a 5.8 yard-per-carry average against the Panthers while playing a key role in the two decisive fourth quarter touchdowns that sparked the thrilling come-from-behind win.
- In the loss to Seattle (10/27), Walter saw limited first quarter action at center for Andre Gurode (ankle injury) and then at right guard on the final drive when Solomon Page moved to right tackle for Javier Collins (knee injury).
- Walter earned his first NFL starting assignment at center at Detroit (11/3) as Gurode moved to right guard. In answering the starting call, Walter became the second rookie to start at center – along with Gurode – for Dallas in 2002.
- In the loss at Indianapolis (11/17), Walter earned his second straight start at center, and he held the job for the remainder of the season.
- In Dallas's win over Jacksonville (11/24), Walter was a part of a line that helped provide time for Hutchinson to throw for 301 yards and opened holes for 118 rushing yards en route to the club's top offensive outing (405 net yards) of the year.
- In the Thanksgiving Day win over Washington (11/28), he contributed to a line effort that led the way for the Cowboys to rush for a season-high 211 yards, including a season-high 144 yards by Emmitt Smith. In that game, Smith also went over the 17,000-yard mark for career rushing yards and recorded his fourth consecutive 100-

yard day against the Redskins.

- In the following week's loss to San Francisco (12/8), Walter helped hold the 49ers without a sack in 28 pass plays, marking the first game in 2002 that the line did not allow a sack.

College/Personal:

- Walter holds the distinction of starting more games as a Buckeye (49) than any other player in school history. As a senior in 2001, Walter was an All-Big Ten Conference selection and the winner of the Jim Parker Award for outstanding offensive line performance among Buckeyes. He was also recognized as a first-team Academic All-Big Ten selection.
- He started every game as a senior and his blocking earned him Buckeyes Lineman of the Game honors four times. Walter's productive senior year marked his return to the field after missing the entire 2000 season with a back infection that caused him to receive a second medical redshirt season.
- Despite missing most of the summer after undergoing back surgery, Walter started every game at left tackle in 1999, and the team averaged 362.3 yards-per-game.
- In 1998, Walter was an All-Big Ten honorable mention selection after starting every game at left tackle. He played a key role in the Buckeyes finishing the year ranked fifth nationally in total offense (503.5 yards-per-game) and first in the Big Ten in passing efficiency (151.2), total offense (503.5) and scoring (36.9 points-per-game). That squad went on to beat Texas A&M in the Nokia Sugar Bowl to finish with an 11-1 record and a No. 2 national ranking.
- As a redshirt freshman in 1997, he was called upon to fill the shoes of two-time All-America left tackle Orlando Pace. Walter started every game for Ohio State.
- In 1996, Walter played in the first two games as a reserve offensive tackle before a shoulder sprain sidelined him for the remainder of the season. He was granted a medical redshirt as a result of the injury.
- Walter helped Kenston, Ohio, High School to a runner-up position in the state playoffs as a senior offensive and defensive tackle, earning all-Ohio honors.
- He graduated from Ohio State at the end of the 2000 winter quarter with a degree in finance. He went on to pursue additional degrees in economics, risk management and information systems.
- As a senior scholar-athlete, Walter was a nominee for a National Football Foundation scholarship. As a member of the Cowboys 2002 Rookie Club – a program designed to introduce rookie team member to community service in the Dallas area – Walter participated in monthly charity visits to non-profit organizations serving children.
- In the spring of 2003, he served as a guest speaker at the SMU "Visioneering" event for over 500 Dallas middle school students.

Walter Career Statistics

Year	Team	G	GS
2002	Buffalo	10	8
2003	Buffalo	16	0
2004	Cleveland	13	1
2005	Houston	Did Not Play	
Career	Totals	39	9

53 MARCUS WASHINGTON

LINEBACKER



Height: 6-3
 Weight: 250
 Birthdate: 10/17/77
 Auburn
 Auburn High School
 Auburn, AL
 7th NFL Season



NFL Acquisition: Washington was selected in the second round (59th overall) by Indianapolis in the 2000 NFL Draft.

How Acquired: He was signed as an unrestricted free agent on March 5, 2004.

2005 Season:

- Washington started all 16 games in 2005 and finished second on the team in tackles with 125 (95 solo).
- He set a career-high in fumble recoveries with four.
- Washington had his most prolific game of the season against the Dallas Cowboys (12/18) in Week 15 when he recorded seven tackles (six solo), sacked quarterback Drew Bledsoe twice, intercepted Bledsoe once for a 41-yard gain and forced a fumble.
- He either led the team or tied for the team lead in tackles seven times this season, averaging eight tackles a game.

Pro Career:

2004 Season:

- He started all 16 games and led the team in QB pressures (11) and hits on the QB (10) and finished second on the team in tackles with 130 (102 solo).
- Washington recorded a career-high 14 tackles (10 solo) against the Giants at the Meadowlands in Week 2.
- At Pittsburgh in Week 12, Washington recorded nine tackles (seven solo) and two sacks. He also led the special teams unit with two tackles. Washington made a tremendous hustle play running down speedy return man Antwaan Randle El preventing a sure touchdown.
- Through the course of the season, Washington totaled four 10+ tackle games, as well as recording nine tackles in six additional games.
- He was the Redskins' lone representative to the 2005 Pro Bowl as a starter for the NFC squad.

2003 Season:

- Washington started all 16 games for the second time in his career and also started all three playoff games.
- Washington finished fourth on the Colts with 97 tackles (56 solo). He recorded six sacks, which was second best on the team and first amongst Indianapolis linebackers.
- Washington also had a career-high three forced fumbles including two against New England (11/30).
- In the 2003 postseason he stepped up his play, starting all three games for the Colts and logging 16 tackles (nine solo) including a seven tackle performance against Denver in the AFC Wild Card game.



Washington In Brief:

Washington is known as a formidable pass rusher as well as a sideline-to-sideline player in coverage. And as a Redskin, this high-energy player does not disappoint. In 2005, Washington finished second on the team in tackles with 125 (95 solo) while starting all 16 games. He also set a career-high in fumble recoveries with four and added one interception and 7.5 sacks. The former Auburn Tiger moved to linebacker in the NFL after playing defensive end in college. During his six-year career, Washington has started 79 of 95 games and recorded 564 tackles (383 solo), three interceptions and 30 sacks. He earned his first Pro Bowl berth following the 2004 season.

- He had his highest output of tackles vs. Denver (12/21) when he had 11 tackles (six solo).
- He posted two sacks and seven tackles (five solo) vs. Atlanta (12/14).

2002 Season:

- Washington started 15 games before missing vs. Jacksonville (12/29) with a knee injury, snapping a string of 31 consecutive starts. He finished the season with 78 tackles, 42 solo, two sacks, 10 QB pressures, three passes defended, one FR and one interception.
- He had a 40-yard interception return for a touchdown and 10 tackles at Jacksonville (9/8).
- He led the team with 10 tackles and one QB pressure vs. Tennessee (11/3). He also notched six solo stops at Denver (11/24).

2001 Season:

- Washington started 16 games and finished second on team in tackles in his first full season as starter. He totaled 119 tackles, 81 solo, eight sacks, two passes defended and 18 QB hits.
- He had his second career multi-sack game with six tackles and two sacks vs. Oakland (10/14) and had second career multi-sack game, totaling eight tackles and 2.5 sacks with two QB hits and one pass defended at Kansas City (10/25).
- He posted his first career 10+ tackle game with 10 stops at New Orleans (11/18) and had second career 10+ tackle game with 12 tackles at Miami (12/10) and a

third such effort with 10 tackles, one sack and one QB hit vs. Atlanta (12/16)

2000 Season:

- He played in 16 games as rookie and totaled 15 tackles, seven solo, two sacks, seven QB hits and one INT. He also had 13 special teams tackles, nine solo.
- He posted a season-high three tackles and four QB hits at Buffalo (10/1) and registered his first career sack

at NE (10/8) and followed with one sack at Seattle.

College/Personal:

- Washington was a four-year letterman and two-year starter and played left defensive end as senior at Auburn. He led the team with seven sacks and 21 QB pressures and also posted 52 tackles, 29 solo, five tackles for loss, one pass defended and three FF.
- He attended Auburn High School and had 23 catches for 282 yards, eight touchdowns receiving as senior tight end. He also played WR as a junior and lettered in basketball.
- Washington participated in the Redskins' Charitable Foundation's All Stars community service initiative by taking part in the renovation of a new room at the HSC Pediatric Center in Washington D.C.

Single-Game Highs

Total Tackles: 14 at NY Giants (9/19/04)
Solo Tackles: 12 at NY Giants (9/19/04)
Interceptions: 1, three times, last vs. Dallas (12/18/05)
Sacks: 2.5 at Kansas City (10/25/01)

Washington Career Statistics

Year	Team	GP	GS	Tot	TACKLES			Yds	INTERCEPTIONS					FUMBLES			
					Solo	Asst	Sk		No	Yds	Lg	TD	PD	FF	FR	Yds	TD
2000	IND	16	0	15	7	8	2	13	1	1	1	0	1	0	0	0	0
2001	IND	16	16	119	81	38	8	28.5	0	0	0	0	2	0	0	0	0
2002	IND	15	15	78	42	36	2	13	1	40	40t	1	3	0	1	0	0
2003	IND	16	16	97	56	41	6	41	0	0	0	0	4	3	1	0	0
2004	WAS	16	16	130	102	28	4.5	37.5	0	0	0	0	3	1	1	-4	0
2005	WAS	16	16	125	95	30	7.5	65.5	1	41	41	0	8	4	2	-1	0
Totals		95	79	564	383	181	30	198.5	3	82	41	1	21	8	5	-5	0

PLAYOFFS

Year	Team	GP	GS	Tot	TACKLES			Yds	INTERCEPTIONS					FUMBLES			
					Solo	Asst	Sk		No	Yds	Lg	TD	PD	FF	FR	Yds	TD
2000	IND	0	0	0	0	0	0	0	0	0	0	0	0	0	0	0	0
2002	IND	0	0	0	0	0	0	0	0	0	0	0	0	0	0	0	0
2005	WAS	2	2	19	18	1	0	0	1	13	13	0	1	1	1	7	0
Totals		2	2	19	18	1	0	0	1	13	13	0	1	1	1	7	0

Additional statistics: Special Teams Tackles: 2000 (TBA); 2001 (TBA); 2002 (TBA); 2003 (TBA); 2004 (14); 2005 (4)

Washington Game-by-Game Statistics

2005

Date	Opp.	GS	Tkls	Solo	Asst	Sacks	Yds	Int	Yds	Lg	TD	PD	FF	FR	Yds
9/11	CHI	1	8	6	2	0	0	0	0	0	0	0	0	0	0
9/18	at DAL	1	12	10	2	0	0	0	0	0	0	0	0	0	0
10/2	SEA	1	7	4	3	0	0	0	0	0	0	0	0	0	0
10/9	at DEN	1	9	7	2	0	0	0	0	0	0	0	0	0	0
10/16	at KC	1	7	7	0	0	0	0	0	0	0	0	0	0	0
10/23	SF	1	8	4	4	1	7	0	0	0	0	0	1	0	0
10/30	at NYG	1	8	6	2	0	0	0	0	0	0	0	0	0	0
11/6	PHI	1	7	6	1	1	6	0	0	0	0	0	0	0	0
11/13	at TB	1	7	7	0	0	0	0	0	0	0	0	0	0	0
11/20	OAK	1	10	7	3	0	0	0	0	0	0	1	0	0	0
11/27	SD	1	7	4	3	1.5	11.5	0	0	0	0	2	1	0	0
12/4	at STL	1	7	5	2	1	10	0	0	0	0	0	0	0	0
12/11	at AZ	1	5	4	1	0	0	0	0	0	0	1	0	1	-1
12/18	DAL	1	7	6	1	2	21	1	41	41	0	1	1	0	0
12/24	NYG	1	5	3	2	0	0	0	0	0	0	0	0	0	0
1/1	at PHI	1	11	9	2	1	10	0	0	0	0	3	1	1	0
Totals		16	125	95	30	7.5	65.5	1	41	41	0	8	4	2	-1

Postseason

Date	Opp.	GS	Tkls	Solo	Asst	Sacks	Yds	Int	Yds	Lg	TD	PD	FF	FR	Yds
1/7	at TB	1	12	12	0	0	0	1	13	13	0	1	1	1	7
1/14	at SEA	1	7	6	1	0	0	0	0	0	0	0	0	0	0
Totals		2	19	18	1	0	0	1	13	13	0	1	1	1	7

2004

Date	Opp.	GS	Tkls	Solo	Asst	Sacks	Yds	Int	Yds	Lg	TD	PD	FF	FR	Yds
9/12	TB	1	7	4	3	0	0	0	0	0	0	0	0	0	0

Washington Game-by-Game Statistics

9/19	at NYG	1	14	12	2	0	0	0	0	0	0	0	0	0	0	0	0
9/27	DAL	1	4	3	1	0	0	0	0	0	0	0	0	0	0	0	0
10/3	at CLE	1	6	4	2	0.5	2.5	0	0	0	0	0	0	0	0	0	0
10/10	BAL	1	9	8	1	0	0	0	0	0	0	0	0	0	0	0	0
10/17	at CHI	1	9	6	3	0	0	0	0	0	0	1	0	0	0	0	0
10/31	GB	1	12	9	3	1	16	0	0	0	0	0	1	0	0	0	0
11/7	at DET	1	4	4	0	0	0	0	0	0	0	0	0	0	0	0	0
11/14	CIN	1	3	3	0	0	0	0	0	0	0	0	0	1	0	-4	0
11/21	at PHI	1	9	7	2	0	0	0	0	0	0	0	0	0	0	0	0
11/28	at PIT	1	9	7	2	2	16	0	0	0	0	0	0	0	0	0	0
12/5	NYG	1	3	3	0	0	0	0	0	0	0	0	0	0	0	0	0
12/12	PHI	1	12	8	4	0	0	0	0	0	0	0	0	0	0	0	0
12/18	at SF	1	9	8	1	0	0	0	0	0	0	2	0	0	0	0	0
12/26	at DAL	1	9	9	0	1	3	0	0	0	0	0	0	0	0	0	0
1/2	MIN	1	11	7	4	0	0	0	0	0	0	0	0	0	0	0	0
Totals		16	130	102	28	4.5	37.5	0	0	0	0	3	1	1	1	-4	

2003

Date	Opp.	GS	Tkls	Solo	Asst	Sacks	Yds	Int	Yds	Lg	TD	PD	FF	FR	Yds	
9/7	at CLE	1	7	6	1	0	0	0	0	0	0	1	0	0	0	0
9/14	TEN	1	2	0	2	0	0	0	0	0	0	0	0	0	0	0
9/21	JAX	1	2	2	0	0	0	0	0	0	0	0	0	0	0	0
9/28	at NO	1	4	1	3	1	8	0	0	0	0	0	1	1	0	0
10/6	at TB	1	9	9	0	0	0	0	0	0	1	0	0	0	0	0
10/12	CAR	1	10	7	3	1	6	0	0	0	0	0	0	0	0	0
10/26	HOU	1	9	3	6	0	0	0	0	0	0	0	0	0	0	0
11/2	at MIA	1	7	5	2	1	4	0	0	0	0	0	0	0	0	0
11/9	at JAX	1	6	3	3	0	0	0	0	0	0	0	0	0	0	0
11/16	NYJ	1	3	1	2	0	0	0	0	0	0	0	0	0	0	0
11/23	at BUF	1	5	3	2	0	0	0	0	0	0	0	0	0	0	0
11/30	NE	1	6	3	3	1	4	0	0	0	0	0	2	0	0	0
12/7	at TEN	1	5	2	3	0	0	0	0	0	1	0	0	0	0	0
12/14	ATL	1	7	2	5	2	19	0	0	0	0	0	0	0	0	0
12/21	DEN	1	11	6	5	0	0	0	0	0	0	0	0	0	0	0
12/28	at HOU	1	4	3	1	0	0	0	0	0	0	1	0	0	0	0
Totals		16	97	56	41	6	41	0	0	0	0	4	3	1	0	0

2002

Date	Opp.	GS	Tkls	Solo	Asst	Sacks	Yds	Int	Yds	Lg	TD	PD	FF	FR	Yds	
9/8	at JAX	1	10	5	5	0	0	1	40	40	1	1	0	0	0	0
9/15	MIA	1	6	3	3	0	0	0	0	0	0	0	0	0	0	0
9/22	at HOU	1	5	4	1	1	7	0	0	0	0	0	0	1	0	0
10/5	CIN	1	5	3	2	0	0	0	0	0	0	0	0	0	0	0
10/13	BAL	1	4	1	3	0	0	0	0	0	0	0	0	0	0	0
10/21	at PIT	1	4	2	2	0	0	0	0	0	0	0	0	0	0	0
10/27	at WAS	1	7	2	5	0	0	0	0	0	0	1	0	0	0	0
11/3	TEN	1	10	6	4	0	0	0	0	0	0	0	0	0	0	0
11/10	at PHI	1	2	1	1	1	6	0	0	0	0	0	0	0	0	0
11/17	DAL	1	3	1	2	0	0	0	0	0	0	0	0	0	0	0
11/24	at DEN	1	6	6	0	0	0	0	0	0	0	0	0	0	0	0
12/1	HOU	1	5	3	2	0	0	0	0	0	0	0	0	0	0	0
12/8	at TEN	1	3	2	1	0	0	0	0	0	0	0	0	0	0	0
12/15	at CLE	1	5	2	3	0	0	0	0	0	0	1	0	0	0	0
12/22	NYG	1	3	1	2	0	0	0	0	0	0	0	0	0	0	0
12/28	JAX	IA														
Totals		15	78	42	36	2	13	1	40	40	1	3	0	1	0	0

Postseason

Date	Opp.	GS	Tkls	Solo	Asst	Sacks	Yds	Int	Yds	Lg	TD	PD	FF	FR	Yds	
1/4	at NYG	IA														

2001

Date	Opp.	GS	Tkls	Solo	Asst	Sacks	Yds	Int	Yds	Lg	TD	PD	FF	FR	Yds	
9/9	at NYJ	1	8	7	1	1	7	0	0	0	0	0	0	0	0	0
9/23	BUF	1	4	2	2	0	0	0	0	0	0	0	0	0	0	0
9/30	at NE	1	6	2	4	0	0	0	0	0	0	0	0	0	0	0
10/14	OAK	1	6	5	1	2	14	0	0	0	0	0	0	0	0	0
10/21	NE	1	6	4	2	0	0	0	0	0	0	0	0	0	0	0
10/25	at KC	1	8	7	1	2.5	6.5	0	0	0	0	1	0	0	0	0
11/4	at BUF	1	3	3	0	0	0	0	0	0	0	0	0	0	0	0
11/11	MIA	1	7	2	5	0	0	0	0	0	0	0	0	0	0	0



OWNERSHIP
 COACHES
 PLAYERS
 STATISTICS
 RECORDS
 HISTORY
 SIDELINES

Washington Game-by-Game Statistics

Date	Opp.	GS	Tkls	Solo	Asst	Sacks	Yds	Int	Yds	Lg	TD	PD	FF	FR	Yds
11/18	at NO	1	10	8	2	0	0	0	0	0	0	0	0	0	0
11/25	SF	1	6	2	4	0	0	0	0	0	0	0	0	0	0
12/2	at BAL	1	8	2	6	0	0	0	0	0	0	0	0	0	0
12/10	at MIA	1	12	7	5	0	0	0	0	0	0	1	0	0	0
12/16	ATL	1	10	9	1	1	1	0	0	0	0	0	0	0	0
12/23	NYJ	1	8	6	2	0	0	0	0	0	0	0	0	0	0
12/30	at STL	1	10	7	3	1.5	0	0	0	0	0	0	0	0	0
1/6	DEN	1	5	3	2	0	0	0	0	0	0	0	0	0	0
Totals		16	117	76	41	8	28.5	0	0	0	0	2	0	0	0

Date	Opp.	GS	Tkls	Solo	Asst	Sacks	Yds	Int	Yds	Lg	TD	PD	FF	FR	Yds
9/3	at KC	0	0	0	0	0	0	0	0	0	0	0	0	0	0
9/10	OAK	0	0	0	0	0	0	0	0	0	0	0	0	0	0
9/25	JAX	0	1	0	1	0	0	0	0	0	0	0	0	0	0
10/1	at BUF	0	3	2	1	0	0	0	0	0	0	0	0	0	0
10/8	at NE	0	1	1	0	1	11	0	0	0	0	0	0	0	0
10/15	at SEA	0	1	1	0	1	2	0	0	0	0	0	0	0	0
10/22	NE	0	1	1	0	0	0	0	0	0	0	0	0	0	0
10/29	DET	0	1	0	1	0	0	0	0	0	0	0	0	0	0
11/6	at CHI	0	2	1	1	0	0	0	0	0	0	0	0	0	0
11/12	NYJ	0	0	0	0	0	0	1	1	1	0	1	0	0	0
11/19	at GB	0	0	0	0	0	0	0	0	0	0	0	0	0	0
11/26	MIA	0	0	0	0	0	0	0	0	0	0	0	0	0	0
12/3	at NYJ	0	2	1	1	0	0	0	0	0	0	0	0	0	0
12/11	BUF	0	1	0	1	0	0	0	0	0	0	0	0	0	0
12/17	at MIA	0	1	0	1	0	0	0	0	0	0	0	0	0	0
12/24	MIN	0	0	0	0	0	0	0	0	0	0	0	0	0	0
Totals		0	14	7	7	2	13	1	1	1	0	1	0	0	0


Postseason		GS	Tkls	Solo	Asst	Sacks	Yds	Int	Yds	Lg	TD	PD	FF	FR	Yds
Date	Opp.														
12/30	at MIA	0	0	0	0	0	0	0	0	0	0	0	0	0	0

25 KENNY WRIGHT

CORNERBACK



Height: 6-1
 Weight: 207
 Birthdate: 9/14/77
 Northwestern State
 Ruston High School
 Ruston, LA
 8th NFL Season



NFL Acquisition: Originally drafted by the Minnesota Vikings in the fourth round (120th overall) of the 1999 NFL Draft.

How Acquired: Signed with the Redskins as a free agent on April 3, 2006.

2005 Season

- Wright started all 16 games in 2005 with the Jaguars, recording 78 tackles (50 solo) and two interceptions.
- Against Denver (10/2), he totaled a season-high nine tackles (six solo).
- At Houston (12/24), Wright led the secondary with eight tackles (seven solo) while not missing a snap.
- He also started the team's post season appearance against the New England Patriots and recorded three tackles (two solo).



Wright In Brief:

Wright was acquired by the Redskins during the 2006 offseason. Wright has played in 110 games with 47 starts over his seven-year NFL career with the Jacksonville Jaguars, Houston Texans and Minnesota Vikings. Over that span, he has tallied 344 tackles (259 solo), six interceptions and three sacks. He spent the 2005 season with the Jaguars, starting all 16 games at right cornerback. He finished the year with 78 tackles (50 solo), six pass deflections and two interceptions.

Pro Career:

2004 Season:

- Wright played in all 16 games for the Houston Texans for the fourth time in six seasons, recording eight tackles and one sack in a reserve role.
- He made one tackle, one special teams tackle and sacked quarterback Trent Green at Kansas City (9/26).
- Wright made three tackles in 20-10 victory at Tennessee (10/17) and was credited with one special teams tackle and two tackles on defense in 24-5 victory at Chicago (12/19).

2003 Season:

- Wright played in 15 games, starting four at left corner and one at right, totaling 53 tackles, one sack, one forced fumble, 14 passes deflections and a career-high three interceptions.
- He saw increased playing time, due to Aaron Glenn's injured hamstring, in win over Jacksonville (9/28), recording five tackles, five passes deflections and a career-high two interceptions.
- He started in win at Buffalo (11/16), racking up a season-high nine tackles.
- Wright collected nine tackles and one pass deflection vs. Tennessee (12/19).
- He was placed on injured reserve on Dec. 22 after suffering a leg injury against Tennessee.

2002 Season:

- Wright played in all 16 games and finished the campaign with 34 tackles, one sack, one fumble recovery for a touchdown and nine passes deflections. He also added eight special teams stops.
- At Jacksonville (10/27), he finished with a season-high five tackles and first career sack, dropping Jaguars QB Mark Brunell for a 13-yard loss.
- He made first career fumble recovery at Pittsburgh

(12/8), returning it 40 yards for a touchdown.

2001 Season:

- Wright played in 15 games, starting four at each corner position for the Vikings. He posted 45 tackles and seven passes deflections.
- Started on right side and tied a career high with 11 tackles at New Orleans (10/7).

2000 Season:

- Wright played in all 16 games, starting final six at left cornerback and posted 47 tackles and three passes deflections.
- He recorded a season-high nine tackles at Dallas (11/23) and registered seven stops against Detroit (11/30).
- He saw action in divisional playoff win over New Orleans, but suffered knee injury and was inactive for NFC Championship Game at the Giants.

1999 Season:

- Wright played in all 16 games as a rookie, starting 12 contests and also started both playoff games. He racked up a career-high 80 tackles, plus five passes deflections, one interception and one forced fumble.
- He posted 10 tackles at Detroit (10/17) and forced first career fumble vs. San Francisco on (10/24).
- He collected eight stops and picked off first career pass against Green Bay (12/20).
- Wright registered a career-high 11 tackles at Giants (12/26) and posted 11 stops over two playoff contests.

College/Personal:

- Wright lettered three years at Northwestern (La.) State after transferring from Arkansas. He posted 50 tackles and two INTs as a junior, helping Demons win conference title.
- He majored in physical education.
- Wright is married to Keithra and has a son, DyQuon Roberts. The family resides in Houston.
- He was an All-State selection as a senior at Ruston (La.) High and also earned All-America honors as a junior and senior in track. He ranked eighth in the nation in the long jump with a leap of 48-1.
- Full name: Kenneth D. Wright.

Single-Game Highs

- Total Tackles:** 11, twice, last at New Orleans (10/7/01)
- Solo Tackles:** 10 at NY Giants (12/26/99)
- Interceptions:** 2 vs. Jacksonville (9/28/03)
- Sacks:** 1, three times, last at Kansas City (9/26/04)

Wright Career Statistics

Year	Team	GP	GS	Tot	TACKLES			INTERCEPTIONS				FUMBLES					
					Solo	Assst	Sk	Yds	No	Yds	Lg	TD	PD	FF	FR	Yds	TD
1999	MIN	16	11	80	68	12	0	0	1	11	11	0	5	1	0	0	0
2000	MIN	16	7	47	36	11	0	0	0	0	0	0	3	0	0	0	0
2001	MIN	15	8	45	35	9	0	0	0	0	0	0	9	0	0	0	0
2002	HOU	16	0	34	24	10	1	13	0	0	0	0	11	0	1	40	1
2003	HOU	15	5	53	38	15	1	9	3	-2	0	0	12	0	0	0	0
2004	HOU	16	0	8	7	1	1	10	0	0	0	0	0	0	0	0	0
2005	JAX	15	16	78	50	28	0	0	2	4	4	0	6	0	0	0	0
Totals		110	47	345	259	86	3	32	6	13	11	0	46	1	1	40	1

PLAYOFFS

Year	Team	GP	GS	Tot	TACKLES			INTERCEPTIONS				FUMBLES					
					Solo	Assst	Sk	Yds	No	Yds	Lg	TD	PD	FF	FR	Yds	TD
1999	MIN	2	2	11	9	2	0	0	0	0	0	0	0	0	0	0	0
2000	MIN	1	0	1	1	0	0	0	0	0	0	0	0	0	0	0	0
2005	JAX	1	1	3	2	1	0	0	0	0	0	0	0	0	0	0	0
Totals		4	3	15	12	3	0	0	0	0	0	0	0	0	0	0	0


Additional statistics: Special Teams Tackles: 1999 (1); 2000 (3); 2002 (8); 2003 (7); 2004 (5)

97 RENALDO WYNN

DEFENSIVE END



Height: 6-3
Weight: 285
Birthdate: 9/3/74
Notre Dame
DeLaSalle High School
Chicago, IL
10th NFL Season



NFL Acquisition: Wynn was drafted by Jacksonville in the first round (21st overall) in the 1997 NFL Draft.

How Acquired: He signed with Washington as a free agent on March 28, 2002.

2005 Season:

- Wynn played in all 16 games in 2005, with 15 starts.
- He finished the season with 47 tackles (28 solo), 1.5 sacks, a forced fumble and a fumble recovery.
- Against the New York Giants (12/24) in Week 16, Wynn blocked a Jay Feely field goal en route to Washington's 35-20 victory.
- At Tampa Bay (1/7) during the Redskins Wild Card playoff game, Wynn fractured his forearm and was placed on injured reserve.

Pro Career:

2004 Season:

- Wynn started all 16 games for the third consecutive season and the fourth time in his career.
- He recorded 58 tackles (38 solo) and three sacks.
- Wynn had his most productive game of the season at Philadelphia in Week 11 when he posted nine tackles (seven solo) and sacked Donovan McNabb for a two-yard loss.

2003 Season:

- Wynn played and started all 16 games for the second straight season and for the third time in his career.
- He posted 30 tackles (24 solo) and two sacks and was voted as team captain by his teammates.

2002 Season:

- Wynn signed with the Redskins prior to the 2002 season and was immediately inserted into the starting lineup at defensive end. He started and played in all 16 games for the second straight season.
- He posted 42 tackles (26 solo), recorded 2.5 sacks for 19 yards of loss, three forced fumbles, one fumble recovery and 15 pressures.
- He posted six tackles (4 solo) vs. New Orleans (10/13). Against Green Bay (10/20) on the road, he logged two tackles, while against Indianapolis (10/27) he posted five tackles.
- He posted two tackles and a half sack against his former team, the Jacksonville Jaguars (11/10). He brought down quarterback Mark Brunell for a 5-yard loss.
- Against St. Louis (11/24) he had two tackles, a sack and a forced fumble. He sacked Rams quarterback Kurt Warner for a 5-yard loss.



Wynn In Brief:

Wynn has been one of the most consistent and hardest working players for the Redskins for the past four seasons. He has started all but one game in four seasons in the burgundy and gold, and 125 of a possible 137 games in his career. The nine-year vet has tallied 466 tackles (244 solo) and 22.5 sacks during his career. Wynn spent the first five seasons of his career in Jacksonville before signing with the Redskins in 2002. Last season, he posted 47 tackles (28 solo), 1.5 sacks, and a blocked field goal.

2001 Season:

- He ranked sixth on the Jacksonville Jaguars with 75 tackles and tied for fifth with five sacks, both career highs. He started in all 16 games for the first time in his career. He started at left defensive end vs. Tennessee (9/23), making five tackles and set a career-high with two sacks of Neil O'Donnell.
- Wynn played in his 60th career NFL game and made his 50th career start vs. Cleveland (9/30), recording five tackles.
- He recorded five tackles, one sack on Elvis Grbac and one forced fumble vs. Baltimore (11/25). The sack Wynn registered against the Ravens was the fourth on the season breaking his previous career high of 3.5 sacks.
- In a 15-10 victory over Cleveland (12/16) he made three tackles and one sack of Tim Couch to finish with a career high five sacks.

2000 Season:

- Wynn started 14 games at strongside defensive end compiling 55 tackles (26 solo), 3.5 sacks, two tackles for a loss, 15 quarterback pressures and one forced fumble.
- He made 1.5 sacks at Baltimore (9/10), three tackles and one forced fumble. He made a season high ten tackles vs. Cincinnati (10/8) and received a defensive game ball along with 13 other players for the team's first shutout.

1999 Season:

- Wynn started in 10 of 12 games played, finishing with 37 tackles (nine solo), 1.5 sacks, five quarterback pressures, one forced fumble and one fumble recovery.
- He recovered a fumble in a 41-3 victory in the season opener vs. San Francisco (9/12). He recorded a half

sack of Steve Beuerlein at Carolina (9/19).

- He started the season's final seven games and both playoff games and finished the postseason with five tackles.

1998 Season:

- Wynn started in the first 15 games of the season at all four defensive line positions. He missed the final regular season game and the playoffs with a groin injury.
- Wynn finished the year with 58 tackles (25 solo), one sack, 24 quarterback pressures (tied for second on the team) and one fumble recovery.
- He made six starts at defensive tackle (both sides), seven at right defensive end and two at left defensive end. During the final possession at Tennessee (9/27) Wynn recovered a fumble that secured a victory.

1997 Season:

- Wynn was named to All-Rookie teams chosen by Pro Football Writers of America/*Pro Football Weekly*, *Football News* and *College & Pro Football Newsweekly*.
- He played in all 16 games with eight starts. He finished tenth on the team with 60 tackles (25 solo), as well as two tackles for a loss, 2.5 sacks, one pass defended, nine quarterback pressures and one fumble recovery.
- He made his first NFL start at Tennessee (11/2). In the second meeting of the season vs. Tennessee (12/16) Wynn made ten tackles (three solo) and one quarterback pressure.
- He started at defensive tackle during the 1997 Wild Card playoff game at Denver (12/17), making four tackles (three solo). Wynn was selected in the first round, and was fifth among defensive linemen, behind Darrell Russell, Peter Boulware, Kenard Lang and

Kenny Holmes.

College/Personal:

- Wynn played left defensive end as a senior in 1996 at Notre Dame, making 61 tackles (41 solo) with nine sacks, six stops for losses, recovered two fumbles and deflected one pass.
- His biggest game was a 10 tackles effort and a recovered fumble that he returned 24 yards for a touchdown in a win over Navy.
- He was named team's Most Valuable Player and Lineman of the Year as a senior. He gained All-American honorable mention honors as a junior compiling 57 tackles (42 solo) with six stops for losses and led the team with 6.5 sacks.
- He graduated in 1996 with a degree in sociology.
- Wynn attended DeLaSalle High School in Chicago (IL) and gained honors as an All-Midwest selection by Tom Lemming's Prep Football Report and All-State second-team choice by the Chicago Tribune.
- He was team captain; recording 50 tackles with three interceptions and five fumble recoveries as an outside linebacker and rushed for 500 yards with nine touchdowns as a fullback in his senior season. He gained All-Catholic League and All-City honors as a senior.
- Wynn lettered four years in basketball, averaging 12 points 11 rebounds per game while serving as team captain as a senior. He also received three letters in track, performing in the long jump.
- Wynn was very active in the community while in Jacksonville, frequently visiting local elementary schools to read to children, and volunteering with children-oriented agencies of the United Way.
- In 1999 he served as honorary chairman of the Cystic Fibrosis Foundation's "Winner's Circle" program. He was a recipient of the Prudential Community Award, which recognizes a player with outstanding involvement in the community.
- Wynn and his wife, LaTanya have one daughter, Kennedy.
- Wynn is an avid supporter of his alma mater, Notre

Single-Game Highs

Total Tackles: 10, twice, last vs. Baltimore (10/8/00)
Solo Tackles: 7, twice, last at Philadelphia (11/21/04)
Sacks: 2 vs. Tennessee (9/23/01)

Wynn Career Statistics

Year	Team	GP	GS	Tot	TACKLES			Yds	INTERCEPTIONS					FUMBLES				
					Solo	Asst	Sk		No	Yds	Lg	TD	PD	FF	FR	Yds	TD	
1997	JAX	16	8	60	25	35	2.5	15	0	0	0	0	1	0	1	0	0	
1998	JAX	15	15	58	25	33	1	9	0	0	0	0	0	0	1	0	0	
1999	JAX	12	10	37	9	28	1.5	8	0	0	0	0	0	1	1	0	0	
2000	JAX	14	14	55	26	29	3.5	22.5	0	0	0	0	0	1	0	0	0	
2001	JAX	16	16	75	40	35	5	39	0	0	0	0	1	1	0	0	0	
2002	WAS	16	16	42	26	16	2.5	19	0	0	0	0	0	2	1	0	0	
2003	WAS	16	16	34	27	7	2	14.5	0	0	0	0	0	0	0	0	0	
2004	WAS	16	16	58	38	20	3	10	0	0	0	0	0	0	0	0	0	
2005	WAS	16	15	47	28	19	0.5	3	0	0	0	0	1	1	1	0	0	
Totals		137	126	466	244	222	21.5	140	0	0	0	0	3	6	5	0	0	

PLAYOFFS

Year	Team	GP	GS	Tot	TACKLES			Yds	INTERCEPTIONS					FUMBLES				
					Solo	Asst	Sk		No	Yds	Lg	TD	PD	FF	FR	Yds	TD	
1997	JAX	1	1	4	3	1	0	0	0	0	0	0	0	0	1	0	0	
1998	JAX	Injured Reserve																
1999	JAX	2	2	5	3	2	0	0	0	0	0	0	0	0	0	0	0	
2005	WAS	1	1	1	1	0	0	0	0	0	0	0	0	0	0	0	0	
Totals		4	4	10	7	3	0	0	0	0	0	0	0	0	1	0	0	

Additional statistics: Special Teams Tackles: 1997 (1)

Dame. During the bye week of his NFL season he often travels to catch a game, and can be found on weekends, on the road or before home games, checking the Irish score.

- Wynn also serves as the player representative to the NFL Players Association.
- In 2004, Wynn took part in the Redskins' Charitable Foundation's Taste of the NFL event held at FedEx Field.

He also made a special visit to Children's National Medical Center to spend time with patients and help them make holiday ornaments to be displayed around the hospital.

- In 2005, Wynn's Family of Faith Foundation hosted a holiday shopping spree for local families in need at the Reston Target store. Families received a Target gift card to select holiday gifts and were assisted by several Redskins players in making their purchases.

Wynn Game-by-Game Statistics

2005

Date	Opp.	GS	Tkls	Solo	Asst	Sacks	Yds	Int	Yds	Lg	TD	PD	FF	FR	Yds
9/11	CHI	1	2	1	1	0	0	0	0	0	0	0	0	0	0
9/18	at DAL	1	6	2	4	0	0	0	0	0	0	0	0	0	0
10/2	SEA	1	4	1	3	0	0	0	0	0	0	0	0	0	0
10/9	at DEN	1	0	0	0	0	0	0	0	0	0	0	0	0	0
10/16	at KC	1	6	4	2	0	0	0	0	0	0	0	0	0	0
10/23	SF	1	2	2	0	0	0	0	0	0	0	0	0	0	0
10/30	at NYG	1	5	3	2	0	0	0	0	0	0	0	0	0	0
11/6	PHI	1	2	1	1	0	0	0	0	0	0	0	0	0	0
11/13	at TB	1	3	2	1	0	0	0	0	0	0	0	0	0	0
11/20	OAK	1	3	3	0	0	0	0	0	0	0	0	0	0	0
11/27	SD	1	1	1	0	0	0	0	0	0	0	0	0	0	0
12/4	at STL	1	1	1	0	0	0	0	0	0	0	0	0	1	0
12/11	at AZ	0	1	1	0	0	0	0	0	0	0	0	0	0	0
12/18	DAL	1	6	3	3	0.5	3.0	0	0	0	0	0	0	0	0
12/24	NYG	1	1	1	0	0	0	0	0	0	0	0	0	0	0
1/1	at PHI	1	4	2	2	0	0	0	0	0	1	1	1	0	0
	Totals	15	47	28	19	0.5	3	0	0	0	0	1	1	1	0

Postseason

Date	Opp.	GS	Tkls	Solo	Asst	Sacks	Yds	Int	Yds	Lg	TD	PD	FF	FR	Yds
1/7	at TB	1	1	1	0	0	0	0	0	0	0	0	0	0	0
1/14	at SEA	IR													
	Totals	1	1	1	0	0	0	0	0	0	0	0	0	0	0

2004

Date	Opp.	GS	Tkls	Solo	Asst	Sacks	Yds	Int	Yds	Lg	TD	PD	FF	FR	Yds
9/12	TB	1	1	0	1	0.5	2.5	0	0	0	0	0	0	0	0
9/19	at NYG	1	2	1	1	0	0	0	0	0	0	0	0	0	0
9/27	DAL	1	4	3	1	1	3	0	0	0	0	0	0	0	0
10/3	at CLE	1	3	1	2	0.5	2.5	0	0	0	0	0	0	0	0
10/10	BAL	1	4	3	1	0	0	0	0	0	0	0	0	0	0
10/17	at CHI	1	5	2	3	0	0	0	0	0	0	0	0	0	0
10/31	GB	1	1	1	0	0	0	0	0	0	0	0	0	0	0
11/7	at DET	1	3	3	0	0	0	0	0	0	0	0	0	0	0
11/14	CIN	1	8	7	1	0	0	0	0	0	0	0	0	0	0
11/21	at PHI	1	9	7	2	1	2	0	0	0	0	0	0	0	0
11/28	at PIT	1	5	3	2	0	0	0	0	0	0	0	0	0	0
12/5	NYG	1	4	3	1	0	0	0	0	0	0	0	0	0	0
12/12	PHI	1	3	1	2	0	0	0	0	0	0	0	0	0	0
12/18	at SF	1	4	2	2	0	0	0	0	0	0	0	0	0	0
12/26	at DAL	1	1	0	1	0	0	0	0	0	0	0	0	0	0
1/2	MIN	1	1	1	0	0	0	0	0	0	0	0	0	0	0
	Totals	16	58	38	20	3	10	0	0	0	0	0	0	0	0

2003

Date	Opp.	GS	Tkls	Solo	Asst	Sacks	Yds	Int	Yds	Lg	TD	PD	FF	FR	Yds
9/4	NYJ	1	2	1	1	0.5	2	0	0	0	0	0	0	0	0
9/14	at ATL	1	2	2	0	0	0	0	0	0	0	0	0	0	0
9/21	NYG	1	2	2	0	0	0	0	0	0	0	0	0	0	0
9/28	NE	1	5	4	1	1	8	0	0	0	0	0	0	0	0
10/5	at PHI	1	2	1	1	0	0	0	0	0	0	0	0	0	0
10/12	TB	1	2	2	0	0	0	0	0	0	0	0	0	0	0
10/19	at BUF	1	3	3	0	0	0	0	0	0	0	0	0	0	0
11/2	at DAL	1	1	1	0	0	0	0	0	0	0	0	0	0	0
11/9	SEA	1	0	0	0	0	0	0	0	0	0	0	0	0	0
11/16	at CAR	1	2	2	0	0	0	0	0	0	0	0	0	0	0
11/23	at MIA	1	3	2	1	0.5	4.5	0	0	0	0	0	0	0	0

Wynn Game-by-Game Statistics

11/30	NO	1	2	1	1	0	0	0	0	0	0	0	0	0	0	0	0
12/7	at NYG	1	1	1	0	0	0	0	0	0	0	0	0	0	0	0	0
12/14	DAL	1	2	1	1	0	0	0	0	0	0	0	0	0	0	0	0
12/21	at CHI	1	3	2	1	0	0	0	0	0	0	0	0	0	0	0	0
12/27	PHI	1	2	2	0	0	0	0	0	0	0	0	0	0	0	0	0
Totals		16	34	27	7	2	14.5	0	0	0	0	0	0	0	0	0	0

2002																	
Date	Opp.	GS	Tkls	Solo	Asst	Sacks	Yds	Int	Yds	Lg	TD	PD	FF	FR	Yds		
9/8	AZ	1	1	1	0	0	0	0	0	0	0	0	0	0	0	0	0
9/16	PHI	1	2	2	0	0	0	0	0	0	0	0	0	0	0	0	0
9/22	at SF	1	2	2	0	0	0	0	0	0	0	0	0	0	0	0	0
10/6	at TEN	1	2	1	1	0	0	0	0	0	0	0	0	0	0	0	0
10/13	NO	1	6	4	2	0	0	0	0	0	0	0	0	0	0	0	0
10/20	at GB	1	2	2	0	0	0	0	0	0	0	0	0	0	0	0	0
10/27	INDY	1	5	1	4	0	0	0	0	0	0	0	0	0	0	0	0
11/3	at SEA	1	4	3	1	0	0	0	0	0	0	0	0	0	1	0	0
11/10	at JAX	1	2	2	0	0.5	5	0	0	0	0	0	0	0	0	0	0
11/17	at NYG	1	2	2	0	0	0	0	0	0	0	0	0	0	0	0	0
11/24	STL	1	2	0	2	1	5	0	0	0	0	0	0	1	0	0	0
11/28	at DAL	1	0	0	0	0	0	0	0	0	0	0	0	0	0	0	0
12/8	NYG	1	3	1	2	0	0	0	0	0	0	0	0	0	0	0	0
12/15	at PHI	1	5	2	3	0	0	0	0	0	0	0	0	1	0	0	0
12/22	HOU	1	2	1	1	0	0	0	0	0	0	0	0	0	0	0	0
12/29	DAL	1	2	2	0	1	9	0	0	0	0	0	0	1	0	0	0
Totals		16	42	26	16	2.5	19	0	0	0	0	0	3	1	0	0	0

2001																	
Date	Opp.	GS	Tkls	Solo	Asst	Sacks	Yds	Int	Yds	Lg	TD	PD	FF	FR	Yds		
9/9	PIT	1	5	3	2	0	0	0	0	0	0	0	0	0	0	0	0
9/23	TEN	1	5	4	1	2	23	0	0	0	0	0	0	0	0	0	0
9/30	CLE	1	5	3	2	0	0	0	0	0	0	0	0	0	0	0	0
10/7	at SEA	1	3	0	3	0	0	0	0	0	0	0	0	0	0	0	0
10/18	BUF	1	3	1	2	0	0	0	0	0	0	0	0	0	0	0	0
10/28	at BAL	1	5	4	1	0	0	0	0	0	0	0	0	0	0	0	0
11/4	at TEN	1	4	3	1	1	1	0	0	0	0	0	0	0	0	0	0
11/11	CIN	1	5	2	3	0	0	0	0	0	0	0	0	0	0	0	0
11/18	at PIT	1	6	4	2	0	0	0	0	0	0	0	0	0	0	0	0
11/25	BAL	1	5	3	2	1	8	0	0	0	0	0	0	1	0	0	0
12/3	GB	1	2	0	2	0	0	0	0	0	0	0	0	0	0	0	0
12/9	at CIN	1	7	3	4	0	0	0	0	0	0	0	0	0	0	0	0
12/16	at CLE	1	3	2	1	1	7	0	0	0	0	0	0	0	0	0	0
12/23	at MIN	1	6	4	2	0	0	0	0	0	0	0	0	0	0	0	0
12/30	KC	1	6	3	3	0	0	0	0	0	0	1	0	0	0	0	0
1/6	at CHI	1	4	1	3	0	0	0	0	0	0	0	0	0	0	0	0
Totals		16	74	40	34	5	39	0	0	0	0	1	1	0	0	0	0

2000																	
Date	Opp.	GS	Tkls	Solo	Asst	Sacks	Yds	Int	Yds	Lg	TD	PD	FF	FR	Yds		
9/3	at CLE	1	1	1	0	0.5	3.5	0	0	0	0	0	0	0	0	0	0
9/10	at BAL	1	3	2	1	1	8	0	0	0	0	0	1	0	0	0	0
9/17	CIN	1	1	1	0	0	0	0	0	0	0	0	0	0	0	0	0
9/25	at INDY	1	4	3	1	0	0	0	0	0	0	0	0	0	0	0	0
10/1	PIT	1	5	1	4	0	0	0	0	0	0	0	0	0	0	0	0
10/8	BAL	1	10	3	7	0	0	0	0	0	0	0	0	0	0	0	0
10/16	at TEN	1	4	1	3	0	0	0	0	0	0	0	0	0	0	0	0
10/22	WAS	IA															
10/29	at DAL	IA															
11/2	SEA	1	7	2	5	0	0	0	0	0	0	0	0	0	0	0	0
11/9	at PIT	1	2	2	0	1	2	0	0	0	0	0	0	0	0	0	0
11/26	TEN	1	4	2	2	0	0	0	0	0	0	0	0	0	0	0	0
12/3	CLE	1	2	2	0	0	0	0	0	0	0	0	0	0	0	0	0
12/10	AZ	1	4	2	2	0	0	0	0	0	0	0	0	0	0	0	0
12/17	at CIN	1	4	2	2	0	0	0	0	0	0	0	0	0	0	0	0
12/23	at NYG	1	4	2	2	1	9	0	0	0	0	0	0	0	0	0	0
Totals		14	55	26	29	3.5	22.5	0	0	0	0	0	1	0	0	0	0

Wynn Game-by-Game Statistics

1999

Date	Opp.	GS	Tkls	Solo	Asst	Sacks	Yds	Int	Yds	Lg	TD	PD	FF	FR	Yds
9/12	SF	1	2	0	2	0	0	0	0	0	0	0	0	1	0
9/19	at CAR	1	3	2	1	0.5	3.0	0	0	0	0	0	0	0	0
9/26	TEN	1	1	1	0	0	0	0	0	0	0	0	0	0	0
10/6	at PIT	IA													
10/11	at NYJ	IA													
10/17	CLE	IA													
10/31	at CIN	IA													
11/7	at ATL	0	2	0	2	1	5	0	0	0	0	0	0	0	0
11/14	BAL	0	3	0	3	0	0	0	0	0	0	0	0	0	0
11/21	NO	1	4	1	3	0	0	0	0	0	0	0	1	0	0
11/28	at BAL	1	3	1	2	0	0	0	0	0	0	0	0	0	0
12/2	PIT	1	1	0	1	0	0	0	0	0	0	0	0	0	0
12/13	DEN	1	5	2	3	0	0	0	0	0	0	0	0	0	0
12/19	at CLE	1	3	1	2	0	0	0	0	0	0	0	0	0	0
12/26	at TEN	1	5	0	5	0	0	0	0	0	0	0	0	0	0
1/2	CIN	1	5	1	4	0	0	0	0	0	0	0	0	0	0
Totals		10	37	9	28	1.5	8	0	0	0	0	0	1	1	0

Postseason

Date	Opp.	GS	Tkls	Solo	Asst	Sacks	Yds	Int	Yds	Lg	TD	PD	FF	FR	Yds
1/15	MIA	1	2	1	1	0	0	0	0	0	0	0	0	0	0
1/23	TEN	1	3	2	1	0	0	0	0	0	0	0	0	0	0
Totals		2	5	3	2	0	0	0	0	0	0	0	0	0	0

1998

Date	Opp.	GS	Tkls	Solo	Asst	Sacks	Yds	Int	Yds	Lg	TD	PD	FF	FR	Yds
9/6	at CHI	1	5	3	2	0	0	0	0	0	0	0	0	0	0
9/13	KC	1	5	2	3	0	0	0	0	0	0	0	0	0	0
9/20	BAL	1	5	3	2	0	0	0	0	0	0	0	0	0	0
9/27	at TEN	1	5	2	3	0	0	0	0	0	0	0	0	1	0
10/12	MIA	1	2	1	1	0	0	0	0	0	0	0	0	0	0
10/18	at BUF	1	2	2	0	0	0	0	0	0	0	0	0	0	0
10/25	at DEN	1	4	1	3	0	0	0	0	0	0	0	0	0	0
11/1	at BAL	1	4	2	2	0	0	0	0	0	0	0	0	0	0
11/8	CIN	1	4	1	3	0	0	0	0	0	0	0	0	0	0
11/15	TB	1	3	1	2	0	0	0	0	0	0	0	0	0	0
11/22	at PIT	1	6	2	4	0	0	0	0	0	0	0	0	0	0
11/29	at CIN	1	5	2	3	0	0	0	0	0	0	0	0	0	0
12/6	DET	1	3	1	2	1	9	0	0	0	0	0	0	0	0
12/13	TEN	1	2	0	2	0	0	0	0	0	0	0	0	0	0
12/20	at MIN	1	3	2	1	0	0	0	0	0	0	0	0	0	0
12/28	PIT	IR													
Totals		15	58	25	33	1	9	0	0	0	0	0	0	1	0

1997

Date	Opp.	GS	Tkls	Solo	Asst	Sacks	Yds	Int	Yds	Lg	TD	PD	FF	FR	Yds
8/31	at BAL	0	0	0	0	0	0	0	0	0	0	0	0	0	0
9/7	NYG	0	1	0	1	0	0	0	0	0	0	0	0	1	0
9/22	PIT	0	1	0	1	0	0	0	0	0	0	0	0	0	0
9/28	at WAS	0	3	2	1	0	0	0	0	0	0	0	0	0	0
10/5	CIN	0	4	2	2	1	6	0	0	0	0	0	0	0	0
10/12	PHI	0	5	3	2	0	0	0	0	0	1	0	0	0	0
10/19	at DAL	0	1	0	1	0	0	0	0	0	0	0	0	0	0
10/26	at PIT	0	2	2	0	0	0	0	0	0	0	0	0	0	0
11/2	at TEN	1	1	1	0	0	0	0	0	0	0	0	0	0	0
11/9	KC	1	3	0	3	0	0	0	0	0	0	0	0	0	0
11/16	TEN	1	10	3	7	0	0	0	0	0	0	0	0	0	0
11/23	at CIN	1	6	3	3	0	0	0	0	0	0	0	0	0	0
11/30	BAL	1	7	3	4	1	4	0	0	0	0	0	0	0	0
12/7	NE	1	4	0	4	0	0	0	0	0	0	0	0	0	0
12/14	at BUF	1	6	3	3	0	0	0	0	0	0	0	0	0	0
12/21	at OAK	1	6	3	3	0.5	5	0	0	0	0	0	0	0	0
Totals		8	60	25	35	2.5	15	0	0	0	0	1	0	1	0

Postseason

Date	Opp.	GS	Tkls	Solo	Asst	Sacks	Yds	Int	Yds	Lg	TD	PD	FF	FR	Yds
12/27	at DEN	1	4	3	1	0	0	0	0	0	0	0	0	0	0

OWNERSHIP COACHES PLAYERS STATISTICS RECORDS HISTORY SIDELINES

Draft Picks, Free Agents & Rookies



 **PIG PEN**

52 Rocky McIntosh

Linebacker



Height: 6-2
 Weight: 231 lbs.
 Birthdate: 11/15/82
 Miami
 Gaffney High School
 Gaffney, South Carolina
 2nd Round (53rd)



How Acquired: McIntosh was selected by the Redskins in the second round (53rd overall) of the 2006 NFL Draft.

College Career:

2005 Season:

- McIntosh started the final 11 games of his senior season earning All-Atlantic Coast Conference honorable mention.
- He led the Hurricanes in tackles with 89 (50 solo), compiling 5.5 sacks for minus 45 yards and 10 tackles for a loss. In addition, he recovered two fumbles and forced one for the nation's best pass defense (152.17 ypg.) and fourth ranked scoring defense (14.25 ppg.).
- He recorded 11 tackles (seven solo), two sacks and a fumble recovery at Virginia Tech (11/5).
- After starting his 10th consecutive contest he collected a team-high 11 tackles (eight solo), one sack for minus 12 yards, three tackles for a loss and one forced fumble in the regular season finale versus Virginia (11/26).

2004 Season:

- McIntosh played in 10 games with nine starts, six at strong side linebacker, three at middle. He ranked second on the team with a career-high 111 tackles (37 solo), 13 tackles for loss, eight QB pressures, four sacks, one forced fumble and three pass defended.
- He was voted honorable mention All-ACC and was selected as the Hurricanes Linebacker of the Year.
- He led the team with a career-high 17 tackles, including two for a loss, one QB pressure and two pass breakups at Houston.

2003 Season:

- McIntosh played in 12 games tallying 23 tackles (16 solo) during his sophomore season.
- He made a season-high eight tackles (five solo) in a win over Syracuse.



McIntosh In Brief:

McIntosh was the 53rd overall selection in the second round by the Redskins. He earned honorable mention All-Atlantic Coast conference during his senior season. He recorded 266 tackles, 9.5 sacks, two fumble recoveries and three forced fumbles in 46 games for the Hurricanes. He played with current Redskins standouts Clinton Portis and Sean Taylor at Miami. His nickname "Rocky" was given to him by his grandmother.

- He was limited by a knee injury that slowed him throughout preseason practices and caused him to miss the opener against Louisiana Tech.

2002 Season:

- McIntosh started six games at strong side linebacker, including the final four games. He recorded 43 tackles (24 solo), eight tackles for loss, one forced fumble and two pass break-ups.
- He collected eight tackles (two solo) and two for a loss in the Fiesta Bowl against Ohio State.

2001:

- Redshirted.

High School/Personal:

- McIntosh attended Gaffney High School in Gaffney, South Carolina where he was one of the top linebackers in the nation earning *SuperPrep* All-American honors. He was named to the South Carolina Shrine Bowl team.
- He has a degree in Criminology and is close to finishing degrees in African-American studies and English.
- He played with current Redskins Clinton Portis and Sean Taylor at Miami.

McIntosh College Career Statistics

Year	G	GS	Tackles	Solo	FR	FF	INT	Sack	Yards
2002	12	6	43	24	0	1	0	0	0
2003	12	0	23	16	0	0	0	0	0
2004	10	9	111	37	0	1	0	4	24
2005	12	11	89	50	2	1	0	5.5	45
Totals	46	26	266	127	2	3	0	9.5	69

OWNERSHIP
COACHES
PLAYERS
STATISTICS
RECORDS
HISTORY
SIDELINES

94 Anthony Montgomery

Defensive Tackle



Height: 6-5
 Weight: 305 lbs.
 Birthdate: 3/8/84
 Minnesota
 John F. Kennedy HS
 Cleveland, Ohio
 5th Round (153rd)



How Acquired: Montgomery was selected by the Washington Redskins in the fifth round (153rd overall) of the 2006 NFL Draft.

College Career:

2005 Season:

- Montgomery started 11 games during his senior season recording 41 tackles (23 solo), six tackles for loss and three sacks. He also added an interception, two passes defended and a fumble recovery. He finished ninth on the team in tackles.

2004 Season:

- Montgomery started in 12 games during his junior campaign posting 48 tackles (36 solo), nine tackles for a loss, three sacks and one fumble recovery. He also had one interception and a pass breakup.
- He recorded a season-high six tackles, including 2.5 for loss in a win at Colorado State (9/18).
- He logged two tackles and his second career fumble recovery in a win vs. Penn State (10/2).
- He recorded five tackles with two tackles for a loss and a sack against Alabama in the Music City Bowl (12/31).

2003 Season:

- Montgomery appeared in all 13 games with six starts for the Gophers as a sophomore, recording 34 tackles (20 solo) with two sacks, eight tackles for loss and a fumble recovery.
- He recorded a team and career-high eight tackles (two for a loss) in the season opener against Tulsa (8/30). He registered four tackles and his first career sack for nine yards, at Northwestern (10/4).



Montgomery In Brief:

Montgomery was the 153rd selection in the fifth round by the Redskins. He is an athletic lineman with great size that plays well in versatile situations against the run and the pass. He played in 45 games with 23 starts posting 137 tackles and eight sacks for the Golden Gophers.

- He tallied three tackles, a sack and a tackle-for-loss against Oregon (12/31) in the Sun Bowl.

2002 Season:

- Montgomery appeared in nine games as a freshman and posted 14 tackles (nine solo).
- He played in his first game at Purdue (9/28).

High School/Personal:

- Montgomery played at John F. Kennedy High School in Cleveland, Ohio where he played defense end, tight end and quarterback.
- He was a three time all-area, all-conference and all-city member. He completed 13-of-25 passing attempts his senior season for 150 yards and a touchdown. He also totaled 30 tackles, nine for a loss and seven sacks.
- He averaged 17 points, 12 rebounds and three assists as a three-year all-conference member and team MVP of his basketball team. In addition, he hit 14 home runs and struck out 60 batters as an all-state member of the baseball team.
- He was an African American Studies major at Minnesota.

Montgomery College Career Statistics

Year	G	GS	Tackles	Solo	FR	FF	INT	Sack	Yards
2002	9	0	14	9	0	0	0	0	0
2003	13	6	34	20	1	0	0	2	16
2004	12	12	48	36	1	0	1	3	9
2005	11	11	41	23	1	1	1	3	2
Totals	45	29	137	88	3	1	2	8	27

23 Reed Doughty

Safety



Height: 6-1
 Weight: 213
 Birthdate: 11/04/82
 Northern Colorado
 Roosevelt High School
 Johnstown, Colorado
 6th Round (173rd)



How Acquired: Doughty was selected by the Redskins in the sixth round (173rd overall) of the 2005 NFL Draft.

College Career:

2005 Season:

- Doughty led all I-AA players with 159 total tackles (76 solo) while recording 10 or more tackles in 10 of 11 games. He also finished with four interceptions, eight pass deflections and three forced and recovered fumbles.
- He was named the nation's top vote candidate for first-team Academic All-American honors. He was also one of 16 finalists for the Draddy Trophy, known as the "Academic Heisman".
- His 2005 honors included Associated Press I-AA All American-First Team, American Football Coaches Association I-AA All American Team and a Buck Buchanan Award Finalist (Nation's Best I-AA Defensive Player).

2004 Season:

- Doughty started all 11 games during his junior campaign recording 116 tackles (65 solo), six tackles for a loss, 11 pass deflections two forced fumbles and one fumble recovery.
- He earned Associated Press Third Team All-American, and First Team All-Great West Football Conference.

2003 Season:

- Doughty started all 11 games as a sophomore. He led the team in tackles for the second straight season with 87 tackles (53 solo) and one fumble recovery.
- He recorded a season-high 16 tackles at Idaho State.

2002 Season:

- Doughty started 13 of 14 games as a redshirt

Doughty In Brief:



Doughty was selected 173rd overall in the sixth round by the Redskins. He started 46 out of a possible 47 games for the Bears. He finished third in school history with 466 tackles, fifth in interceptions with 14 and eight in career fumble recoveries with six. He became the first-ever three-time Academic All-American at Northern Colorado with a perfect 4.0 GPA.

freshman compiling 104 tackles, nine pass deflections and one forced fumble.

- He recorded 21 tackles in a double overtime win at Nebraska-Omaha (10/5).

2001 Season:

- Redshirted.

High School/Personal:

- Doughty was a consensus first team all-state selection by the Rocky Mountain News and Denver Post at Roosevelt High School.
- He finished his senior season with 116 tackles, eight interceptions and as a kicker led class 2A with 61 points (52 extra points, three field goals). He was a two time all-conference performer.
- He also earned all-conference honors in basketball and track.
- He graduated Northern Colorado as the schools first-ever three-time Academic All-American and had had a perfect 4.0 gpa in sport and exercise science. Doughty was married in 2002 to Katherine.

Doughty College Career Statistics

Year	G	GS	Tackles	Solo	FR	FF	INT	Sack	Yards
2002	14	13	104	53	1	0	4	0.5	3
2003	11	11	87	53	1	0	0	0	0
2004	11	11	116	65	1	2	6	1	5
2005	11	11	159	76	3	3	4	0.5	5
Totals	47	46	466	247	6	5	14	2	13

OWNERSHIP
COACHES
PLAYERS
STATISTICS
RECORDS
HISTORY
SIDELINES

64 Kedric Golston

Defensive Tackle



Height: 6-4
 Weight: 292
 Birthdate: 5/30/83
 Georgia
 Sandy Creek High School
 Tyrone, Georgia
 6th Round (196th)



How Acquired: Golston was acquired by the Redskins in the sixth round (196th overall) of the 2006 NFL Draft.

College Career:

2005 Season:

- Golston played in 10 games with nine starts after being hampered by an elbow injury. He recorded 21 tackles (13 solo), 1.5 sacks and 28 quarterback pressures.
- He helped lead the defense that held LSU to 74 yards rushing in the South Eastern Conference Championship Game.
- He was the winner of the 2005 Leon Farmer Strength and Condition Award.

2004 Season:

- Golston started and played in 12 games recording 23 tackles (12 solo), 1.5 sacks for eight yards and 16 quarterback pressures which ranked second best on the team.
- He was the recipient of the Coaches Leadership Award for the defense.

2003 Season:

- Golston played in eight game with six starts. He tallied 17 tackles (eight solo) two fumble recoveries and six quarterback pressures.
 - He suffered a broken shoulder blade during practice which limited him to eight games during his sophomore season.
 - He returned from injury to see playing time in the SEC Championship Game and Capitol One bowl.
- He record a season high six tackles vs. Tennessee.

2002 Season:

- Golston played in all 14 games with three starts totaling a career high 34 tackles, half a sack, one fumble



Golston In Brief:

Golston was selected with the 196th pick overall in the sixth round of the 2006 NFL Draft by the Redskins. He was the first true freshman to start at Georgia at nose tackle since 1994. During his first season with the Bulldogs he played in all 14 games with three starts and was a member of Georgia's first South Eastern Conference championship team in 20 years.

recovery, and four quarterback pressures.

- He became the first true freshman to start at nose tackle since Travis Stroud in 1994 vs. Clemson.
- He was a member of a team that won Georgia's first SEC Championship in 20 years, defeated FSU for the Nokia Sugar Bowl title and set school record for most victories in a season (13).
- He was named third team Freshman All-America and first team Freshman All-SEC by *The Sporting News*.

High School/Personal:

- Golston attended Sandy Creek High School and is a native of Tyrone, Georgia. He was honored as a *Parade Magazine* All-American and Georgia Sports Writers Association All-American.
- He was a four-year starter, defensive MVP during his junior and senior seasons and team MVP his senior season recording 55 tackles and 11 sacks in six games.
- Golston is the all-time sack leader at Sandy Creek with 45.
- He lettered in basketball and finished second in state in wrestling his junior year.
- He majored in child and family development.

Golston College Career Statistics

Year	G	GS	Tackles	Solo	FR	FF	INT	Sack	Yards
2002	14	3	34	10	1	0	0	0.5	2
2003	8	6	17	8	2	0	0	0	0
2004	12	12	23	12	0	0	0	1.5	8
2005	10	9	21	13	0	0	0	1.5	10
Totals	44	30	95	43	3	0	0	3.5	20

67 Kili Lefotu

Offensive Lineman



Height: 6-5
Weight: 315
Birthdate: 11/23/83
Arizona
Arlington High School
Riverside, CA
7th Round (230th)



How Acquired: Lefotu was selected by the Redskins in the seventh round (230th overall) of the 2006 NFL Draft.

College Career:

2005 Season;

- Lefotu played in 10 games with eight starts, one at left tackle and seven at right guard.

2004 Season:

- Lefotu played in all 11 games with 10 starts during his junior campaign.

2003 Season:

- Lefotu played in 12 games, 11 at right guard during his sophomore season.

2002 Season:

- Lefotu played in 10 games as a true freshman starting seven at both guard spots.
- He was named the Offensive Newcomer of the Year at the team banquet.

High School/Personal:

- Lefotu attended Arlington High School in Riverside, California earning preseason SuperPrep All-Far West selection after only playing two years of high school football.
- He played tackle earning All-California Interscholastic Federation Division V honors and second-team All CIF Southern Section honors. In addition, he earned



Lefotu In Brief:

Lefotu was selected with the 230th pick in the seventh round by the Redskins. He will bring great diversity to the offensive line having played both tackle and guard at Arizona. He started 37 games during his career with the Wildcats. He was named the Offensive Newcomer of the Year in 2002.

Arlington Lineman of the Year, All-Ivy League first-team, All-Riverside County first-team and PrepStar honorable mention.


- He played basketball during his senior year and was the football team captain.
- He graduated with a degree in sociology May 13, 2006.
- He was born in Honolulu, Hawaii.

Lefotu College Career Statistics

Year	G	GS
2002	10	7
2003	12	12
2004	11	10
2005	10	8
Totals	43	37

54 Kevin Simon

Linebacker



Height: 5-11
 Weight: 234
 Birthdate: 6/12/83
 Tennessee
 De La Salle High School
 Walnut Creek, CA
 7th Round (250th)



How Acquired: Simon was drafted by the Redskins in the seventh round (250th overall) of the 2006 NFL Draft.

College Career:

2005 Season:

- Simon accumulated a team high 88 tackles (40 solo), one sack and five pass deflections during his senior season.
- He earned All-SEC *Associated Press* second-team honors and was on the 2005 Butkus Award Watch List.
- He made a game-high 15 tackles vs. Georgia while breaking up one pass and causing one quarterback hurry.
- He logged 12 tackles including one for a loss against Memphis.

2004 Season:

- Simon played and started in two games before suffering a season-ending knee injury.
- He recorded five tackles, one pass defended and one quarterback hurry.

2003 Season:

- Simon played and started all 13 games. He led the Volunteers with 115 tackles and posted 4.5 sacks to tie for a team-high.
- He recorded three sacks and 12 tackles against Marshall.
- His team-high 16 tackles against Florida helped hold the Gators potent offense to 10 points.
- He secured his first career interception against Miami in a 10-6 Tennessee victory.

2002 Season:

- Simon played in four games starting three. He recorded 29 tackles (17 solo) and one fumble recovery.
- He recorded 11 tackles, two tackles for a loss and recovered a fumble in the end zone in his starting debut



Simon In Brief:

Simon was selected 250th overall of the seventh round by the Redskins. He twice led the Volunteers in tackles with 88 in 2005 and 115 in 2003. Simon played for high school football powerhouse De La Salle in California where he helped them to a fifth straight Division I state title with 13-0 record in 2000 and 37-0 mark over his three seasons.

against Middle Tennessee.

2001 Season:

- Redshirted.

High School/Personal:

- Simon was honored as an All-America' by *Parade*, *USA Today*, *Prepstar* and *SuperPrep*. He was a three-time All-State and 2000 Bay Valley MVP, North Coast Player of the Year, *Oakland Tribune* Defensive Player of the Year, *San Francisco Chronicle* and *Contra Costa Times* Player of the Year.
- He attended De La Salle High School and is a native of Walnut Creek, California where he was a three-year starter at linebacker and featured running back as a senior.
- He recorded 141 tackles, forced four fumbles and tallied two interceptions. On offense, he rushed for 1,283 yards and 16 touchdowns helping De La Salle to a fifth straight Division I state title with a 13-0 record in 2000 and a 37-0 mark over his three seasons.
- He graduated in December of 2005 with a degree in Psychology.
- He lists his older brother Kenneth Simon, who passed away as his inspiration.

Simon College Career Statistics

Year	G	GS	Tackles	Solo	FR	FF	INT	Sack	Yards
2002	4	3	29	17	1	0	0	0	0
2003	13	13	115	79	0	1	1	4.5	34
2004	2	2	5	3	0	0	0	0	0
2005	11	11	88	40	1	1	0	1	6
Totals	30	29	237	139	2	2	1	5.5	40

Players with NFL Experience

78 Jon Alston Offensive Lineman



Height: 6-5
Weight: 310
Birthdate: 9/4/82
South Carolina
1st NFL Season

Alston joined the Redskins as an undrafted free agent in May 2005...Started in 10 out of 11 games during his senior campaign at South Carolina...Helped pave the way for Gamecock running backs to rush for 1,856 yards and average four yards per carry...Started nine games along the offensive line during the 2003 season...Played both guard and tackle positions...Had arthroscopic knee surgery during the summer going into the 2002 season...Came back from the surgery to appear in eight games as a backup at left tackle...Appeared in nine games during the 2001 season as a defensive lineman...Finished the year with 12 tackles, one sack and one forced fumble...Took a redshirt season his first year at South Carolina in 2000...Attended Stratford High School and helped lead them to the 4A state championship...Was named a 4A All-State selection as well as to the All-Region team...Named Lowcounty Lineman of the Year...Ranked as the number nine player in the Atlantic Region by Prep Star Magazine...Majored in sociology while at South Carolina...Engaged to be married this summer to girlfriend Meka...Has a two year old daughter, Jiraa...Role model is his father, Raymond Alston.

5 Casey Bramlet Quarterback



Height: 6-4
Weight: 220
Birthdate: 4/2/81
Wyoming
2nd NFL Season

Bramlet signed with the Redskins as a free agent on January 19, 2006. Joins the Redskins after spending 2004 season and 2005 training camp with the Cincinnati Bengals... Entered the NFL as a seventh round (218 overall) selection by the Bengals in the 2004 NFL Draft. Was released by Cincinnati (9/3/05)... In 2004, listed as inactive for the first 13 games of the season and listed as the No. 2 quarterback behind John Kitna for games 14-16. Bramlet's 9,864 career passing yards broke the Wyoming school record by more than 1,700 yards, and his 767 completions were 129 more than the previous school mark... Only player in Wyoming history to pass for 3,000 yards in three different seasons... Scored 14 career rushing TDs... Started all 35 games over his final three seasons...Bramlet's hometown is Wheatland, Wyoming... Attended Wheatland High School, where he was an all-state player in basketball as well as football...Passed for 2,264 yards and 21 TDs in his senior football season, then helped lead Wheatland to No. 1 state ranking in basketball... Earned degree in business administration at Wyoming, earning conference and district academic honors with 3.11 grade point average... Member of the National Honor Society in high school.

29 Curry Burns Safety



Height: 6-0
Weight: 202
Birthdate: 9/22/80
Louisville
2nd NFL Season

Burns signed with the Redskins practice squad on September 28, 2005... Originally drafted by the Houston Texans in the 7th round of the 2003 NFL Draft (217 overall)... Waived by the Texans August 25, 2003... Signed to the Oakland Raiders practice squad on November 27, 2003... Signed by the Texans as a free agent off the Raiders practice squad on December 2, 2003... Waived by the Texans on September 1, 2004... Signed to the New England Patriots practice squad on September 15, 2004... Signed by the New York Giants as a free agent off the Patriots' practice squad on Oct. 6, 2004... He played in eight games with two starts at safety with the Giants in 2004... Finished with 20 tackles (17 solo), one interception, one pass defended and five special teams tackles. Started at free safety and finished with a team high nine tackles (seven solo) and one interception vs. Dallas (1/2). Intercepted a pass by wide receiver Patrick Crayton in the second quarter... Tackled running back Julius Jones for a 2-yard loss after a reception in the third quarter... Started at free safety and finished with four solo tackles at Cincinnati (12/26)... Used in nickel and dime packages and on special teams vs. Pittsburgh (12/28), at Baltimore (12/12), at Washington ((12/5), vs. Philadelphia (11/28), and vs. Atlanta (11/21)... Made his Giants debut at Arizona (11/14) with only action coming on special teams... Inactive for games vs. Chicago (11/7), at Minnesota (10/31), vs. Detroit (10/24), and at Dallas (10/10). Played in one game for the Tennessee Titans in 2003... Waived by the Texans on August 25 and re-signed on December 2... Inactive at Jacksonville (12/7), at Tampa Bay (12/14) and vs. Tennessee (12/21)... Made NFL debut in season finale against Indianapolis (12/28), recording one special teams tackle... Played in 45 games with 29 starts at Louisville... Part of a secondary that intercepted 52 passes in three seasons to rank second nationally... Finished career with 336 tackles, eight interceptions, 16 passes defended, three forced fumbles, one fumble recovery and four blocked kicks... Ranked 10th on the school's career tackles list... First-team All-Conference USA selection as a senior, posting career-high 111 tackles... Led the team with 107 tackles as a junior, helping Cardinals to conference crown... Collected 104 tackles as a sophomore... Saw action in all 11 games as a freshman... Majored in justice administration...

Earned 1st-team all-state honors as a senior at Jackson High School in Miami after recording 89 tackles and seven interceptions... Third-team All-America choice... Helped lead Jackson to a state semifinal contest... Honorable mention all-state choice as a junior... Qualified for state finals in 300m hurdles as a junior... Born February 12, 1981 in Miami, Florida.

13 Ataveus Cash Wide Receiver



Height: 6-2
Weight: 203
Birthdate: 5/2/79
Hampton
2nd NFL Season

Cash signed with the Redskins on January 4, 2006... Originally signed as a rookie free agent by the Jets on April 26, 2002... Waived by the Jets on September 1, 2002... signed to the Jets practice squad on September 3, 2002... Remained on the practice squad for the entire season... signed to the New York Giants practice squad on September 9, 2003... signed to the 53-man roster on December 12, 2003... Active but did not play in the final three games for the 2003 season... Waived by the Giants on September 5, 2004... Re-signed by the Giants on January 3, 2005... Allocated to NFL Europe by Giants and played for the Amsterdam Admirals in the 2005 season... Played in all 10 games with nine starts and caught 27 passes for 290 yards and a touchdown... Played in 30 games with 17 starts at Hampton, with all but four of the games at quarterback... Completed 195 of 415 passes for 2,634 yards, 16 touchdowns and 19 interceptions... Rushed for 825 yards and eight touchdowns on 155 carries... Played wide receiver in four games as a senior... Attended high school locally at Francis L. Cardozo in Washington, D.C.

38 Jonathan Combs Running Back



Height: 5-9
Weight: 227
Birthdate: 2/28/82
Texas College
1st NFL Season

12 Steven Harris Wide Receiver



Height: 5-10
Weight: 183
Birthdate: 11/10/81
Arkansas
1st NFL Season

Combs originally signed with the Redskins as an undrafted free agent in May 2005... Was waived 8/29/05... Signed to the practice squad 9/4/05... Was released 9/20/05... Signed with the Redskins 1/27/06... Finished his college career at Texas College in Tyler, TX... The 2004 season at Texas College was the first official college football season in 41 years for the program... He finished his final season rushing for 1,147 yards on 156 attempts with 10 touchdowns... Played on the Texas College club team during the 2003 season and finished the year with 1,150 yards and 10 touchdowns in eight games... Prior to joining the Texas College program he spent the 2002 season at Texas A&M University in Kingsville, TX... Played the 2000 and 2001 seasons at Tyler Junior College earning All-Conference honors during his final season... Attended Langham Creek High School in Houston, TX... Earned All-District 16-5A honors as well as All-Greater Houston honors as a senior... Lists his role models as Coach J. Brown, Dr. Billy Hawkins and Darrell Green... The son of Jean Combs and has three brothers, Oscar, Daniel, David, and five sisters, Toni, Gracie, Michelle, Rhonda, and Brenda.

Harris signed with the Redskins as an undrafted free agent on 4/27/05... Waived on 8/29/05... Signed to the practice squad 9/28/05... Had the most productive season of his collegiate career in 2004 as a senior at Arkansas... Tied for the Razorback lead with 37 receptions and led the team with 617 receiving yards... Also pulled in four touchdowns on the year, which was second on the team... Recorded at least one catch in 15 consecutive games... Led the team with 12 receptions of 20 or more yards including three catches of 50 or more yards... As a junior he ranked fourth on the team with 19 receptions for 315 yards and one touchdown... His 16.6 yards per catch was third best among Arkansas receivers with multiple catches... Spent the 2002 season bothered by injuries only appearing in one game and finishing the year with one reception for 11 yards... As a sophomore he played in four of the first six games of the season bringing in six receptions for 68 yards... Suffered a season ending injury to his ACL on his left knee, which required surgery... Saw very little action at receiver as a freshman, but made his mark on the team by becoming the kickoff return specialist... Finished the 2000 season with 20 kick returns for 420 yards... His 20 returns ranked him fifth on Arkansas' single season kickoff return chart and his 420 yards ranks him seventh on the Arkansas single season return yardage list... Attended American High School in Florida... Made 20 receptions for 200 yards and two touchdowns as a senior... Also returned kickoffs and punts totaling 990 yards and seven touchdowns... Was named to the All-County team... Finished his career at American High School with 46 receptions 730 yards and six touchdowns... Son of Wendell and Harriet Harris... Has been married for four years to Winter Harris... They have two children, daughter Kayla and son Steven Jr. ... Lists his role model as Jesus Christ.

74 Jim Jones Offensive Lineman



Height: 6-3
Weight: 319
Birthdate: 1/27/78
Notre Dame
2nd NFL Season

Jones was signed to the practice squad on 12/20/05... Prior to this time with the Redskins, Jones signed as a free agent with the Pittsburgh Steelers January 15, 2004... Was inactive for all 16 games in 2004... Was also inactive for both of the Steelers postseason games... In 2003 spent most of the season on the Baltimore Ravens' practice squad... Allocated by the Ravens to the Rhein Fire of NFL Europe League in the spring of 2003... Spent the 2002 season on the Ravens' practice squad... Was originally signed (reserve/future) by Houston on 1/9/02... Waived by Houston on 4/26/02... Signed as a free agent by the Ravens on 7/24/02 waived by Baltimore on 9/2/02... Was signed to the Ravens practice squad on 10/16/02... Had practice squad contract terminated on 11/19/02... Signed back to the Ravens practice squad on 11/27/02... Signed by the Ravens (reserve/future) on 12/31/02... Originally signed by Baltimore as a rookie free agent on 4/27/01... was waived by Baltimore on 9/3/01... Named to all-Independent team by Collegefootballnews.com after senior campaign at Notre Dame... Started in 12 games at LG as a senior, including vs. Oregon State in 2001 Tostitos Fiesta Bowl... Helped Irish score four touchdowns and collect 380 yards rushing vs. Boston College, the highest rushing total for an Irish team since 1996. In 1999, started the first 10 games at LG as a junior... Missed final two games of the season after spraining his arch against Pittsburgh... In 1998, he played in two games as a reserve guard against Stanford and Navy as a sophomore... In 1997 as a freshman, appeared in one game as a backup NG vs. Boston College... He graduated with a degree in Sociology... Jones was a First-team All-State pick on both offense and defense by *Chicago Tribune*, *Chicago Sun-Times* and *Champaign News-Gazette* while at Richards (Oak Lawn, IL)... Earned three letters in football... Was a team captain as a senior... Named player of the year in 1995 by *Chicago Ridge Star*... Was a member of the *Chicago Sun Times* Super 25 All-Area team... Lives in Chicago Ridge, Illinois.

2 Tyler Jones Kicker



Height: 6-1
Weight: 201
Birthdate: 2/25/80
Boise State
1st NFL Season

Jones signed with the Redskins on 1/6/06... Was allocated to NFL Europe League... Tallied 294 career points during his four year career at Boise State (2001-2004) to finish his career ranked 3rd in school history with 46 FGs and 156 PATs... Finished career ranked 12th in Division I-A among career leaders for total points and 13th in FGs made... Finalist for Lou Groza Award honoring the top place kicker in the country as a senior after connecting on 69-of-70 PATs and a career-high 24 FGs made on 27 attempts for 141 points... Selected as a second-team All-American by the *Associated Press*, the Walter Camp Football Foundation and *The Sporting News*... Tabbed an honorable mention All-American by Sports Illustrated.com and collegefootballnews.com... Named Boise State's special teams player of the year after leading the country in FGx per game and finishing 3rd in the country in scoring... Honored as WAC Special Teams Player of the Week twice en route to being selected to the first-team All-WAC team... Recorded 141 points, the third-highest total in school history, and tallied 36 touchbacks on 105 kickoffs... As a junior was named honorable mention All-WAC after leading the conference in scoring at 9.4 points per game... Converted 75-of-76 PATs and made 19-of-25 totaling 132 points to rank 11th in the nation in scoring... Set Boise state single-season record with 75 extra points... Sophomore season was spent as a kickoff specialist where 54-of-103 kickoffs went for touchbacks... Connected on all 12 PATs and was 3-of-8 on FGs totaling 21 points with a long of 52... As a freshman, served as the Broncos kickoff specialist and earned a scholarship after walking on prior to the 2001 season... Majored in international business... Two-year letterman at Borah H.S. in Boise and member of the honor roll.

37 Jesse Lumsden Running Back



Height: 6-2
Weight: 219
Birthdate: 8/3/82
McMaster (Canada)
1st NFL Season

Signed with the Redskins as a free agent on 1/27/06... Originally entered the NFL when he was signed by Seattle April 24, 2005 as an undrafted rookie free agent... Was the sixth overall pick in the CFL Draft by the Hamilton Tiger-Cats... named the 2004-05 Canadian Interuniversity Sports (CIS) Male Athlete of the Year, given to the best college athlete in all of Canada and to the All-Canadian first-team... Awarded the Hec Crighton Trophy, Canada's equivalent of the Heisman Trophy, he broke two prestigious CIS records of rushing yards in a season (1,816) and touchdowns in a season (21) his final season... He also tied a CIS mark with a 108-yard run from scrimmage and set new Ontario University Athletics Conference (OUA) career records with 4,238 rushing yards and 47 touchdowns in four seasons played... Rushed for the second-most yards in one game in OUA history with 344 yards on 24 carries (14.3 avg.) vs. Waterloo... Ran for over 100 yards in each of his eight games, with one 300-yard game and five 200-yard games... Named CIS/CFL Player of the East team with 51 yards on five carries... His third year in 2003, rushed for 1,497 yards with 20 touchdowns and earned OUA first-team honors... Gained 825 yards on 114 carries his first two seasons as a Marauder... Father, Neil, played in the CFL with Toronto, Hamilton and Edmonton, winning three Grey Cup rings with Edmonton... Attended Nelson High and was the MVP of the Metro Bowl and the team captain his senior year... Majored in geography and born August 3, 1982.

68 Ikechuku Ndukwe Offensive Lineman



Height: 6-4
Weight: 338
Birthdate: 7/17/82
Northwestern
1st NFL Season

Originally signed to the Redskins' practice squad on November 2, 2005. Waived by the New Orleans Saints on September 4... Signed to the Saints' practice squad on September 5... Released by the Saints on October 25... Signed to the Washington Redskins' practice squad on November 2... Moved up from the Redskins' practice squad to the team's active roster on December 20... One of the stalwarts on Northwestern's offensive line (2001-04)... Starting left guard in 2003 and '04... A tremendous talent who was slowed for some time with injury issues... Possesses great size and strength... Started final 25 career games... In 2004, fifth-year senior and second-year starter... Team's starting left offensive guard... Played a key role in limiting Northwestern's opponents to just 12 sacks on the year... Helped NU rank 29th nationally in total offense... In 2003, overcame a series of injuries in recent years to earn a starting position at left guard... Started all 13 games... Earned "championship game" performances in NU's last three Big Ten wins... Played a key role in NU's offensive success, especially with its rushing game... In 2002, appeared in seven games, all as a reserve... Slowed midway through the season by an injury... In 2001, played in four games - including three of the last four contests - all in a reserve role at right offensive tackle... Redshirted in 2000. 89th-rated lineman nationally by Rivals100.com... PrepStar All-Midwest... Tom Lemming's Reebok Super 200... ESPN Super 250... Led team with 32 knockdown blocks... Second-team all-state... Second-team All-Ohio Capital Conference... Helped team win conference title his junior year... Nominee for "Big 33" game (Pennsylvania vs. Ohio)... Also lettered in wrestling... Honor and Merit Roll... Student Senate officer... Coached by Eric Tudor.

34 Dimitri Patterson Defensive Back



Height: 5-10
Weight: 193
Birthdate: 6/18/83
Tuskegee University
2nd NFL Season

Patterson originally signed to the Redskins' practice squad in September 2005...moved up from the Redskins' practice squad to the team's active roster on October 1, 2005...Released by the Redskins on October 3...Signed to the Redskins' practice squad on October 4...Signed to the Redskins' active roster on October 15...Recorded one special teams tackle at Kansas City on October 16...Inactive vs. San Francisco on October 24 and at New York Giants on October 30...Released by the Redskins on November 5...Signed to the Redskins' practice squad on November 8...Signed to the Redskins' active roster on December 17...Recorded one pass defended and his first career interception vs. Dallas on December 18. Patterson transferred to Tuskegee in 2004...2004 Lindy's Magazine Pre-season All-American Team...First-Team, All-SIAC pick...Returned two blocked field goals for touchdowns and one blocked PAT attempt for two points...Team won 10 games and lost 2, ultimately playing in the 2004 Pioneer Bowl...In 2003, led Ohio Valley Conference in interceptions (6) and pass breakups (12)...Had three forced fumbles...Earned first team OVC...Made two NCAA Division I-AA All-American teams (Sports Network and the Associated Press)...In 2002, earned second-team All-OVC honors at corner...In 2001, signed with Southeast Missouri State University and started as a true freshman. He graduated from Evans High School in 2001...All-State, All-Central Florida, All-Metro, All-Region and All-County as a defensive back...Played in the Florida vs. Georgia and Florida vs. California All-Star games. Patterson was born June 18, 1983...Son of Brenda Patterson... Business administration major in the College of Business and Information Science.

41 Calen Powell Tight End



Height: 6-5
Weight: 257
Birthdate: 2/16/81
Duke
1st NFL Season

Powell joined the Redskins as a free agent on 1/17/06...Originally entered the NFL as an undrafted free agent in April 2005...Signed to the practice squad 9/5/05...Released by the Seahawks 9/29/05...Played his college ball at Duke compiling 17 starts in 44 career games... Played in all 11 games as a senior with seven starts, with both catches (five yards) on the year good for touchdowns... Saw time in all 12 games as a junior with four starts and caught nine balls for 134 yards... Most playing time came in sophomore year as he caught a career-high 20 passes for 259 yards and one touchdown... Named to the Academic All-ACC team...Had three catches for 65 yards as a redshirt freshman... Prepped at Lake Washington High and was team MVP of 1999 Kangaroo squad that finished 8-2 and advanced to the state playoffs for the first time in school history... Caught 26 passes for 400 yards and four touchdowns and as a defensive end, had 4.0 sacks... Also played basketball and track.. Selected by Track & Field News as a first-team All-America in the decathlon with a mark of 7,025, that was 10th all-time in United States history when he left high school.. Helped track team to the overall state 4A title... Named Eastside Journal's Scholar Athlete of the Year... Majored in cultural anthropology and was born February 16, 1981.

16 Richard Smith Wide Receiver



Height: 5-10
Weight: 191
Birthdate: 7/16/80
Arkansas
2nd NFL Season

Smith signed with the Redskins on 1/16/06...Signed to the Seattle Seahawks practice squad on 9/20/05 after being released from the Chiefs following the pre-season... Released from the Seahawks practice squad on 11/29/05 and spent the rest of the season out of football... Entered NFL as a rookie free agent with the Kansas City Chiefs... Played the first three games of the season before spending the next 12 weeks on the Chiefs' practice squad... Returned to the active roster for the final two games, playing in one... He played in four games as a reserve wide receiver in 2004 and was inactive for one contest... Appeared in his first career NFL game at Denver (9/12)... Played as a reserve vs. Carolina (9/19) and vs. Houston (9/26)... Was released on September 27th and added to practice squad on September 29th... Was promoted to 53-man roster on December 24th... Played as a reserve wide receiver vs. Oakland (12/25)... Was inactive at San Diego (1/2/05)... Two-sport athlete at Arkansas appeared in 49 games (35 starts)... Had 135 receptions for 1,858 yards (13.8 avg.) with 17 touchdowns... Also earned two All-American honors while competing in the triple jump and long jump... Saw duty in 13 games (11 starts) as a senior, finishing second on the team with 30 catches for 573 yards (19.1 avg.) with seven touchdowns... Earned two All-America honors in track and field by finishing eighth in the long jump and seventh in the triple jump at the NCAA Indoor Championships, helping the squad win the National Championship... Started 12 of the teams 14 games as a junior... Ranked second on the team with 34 catches for 582 yards (17.1 avg.) with four TDs... Also posted seven special teams tackles... Finished 14th in the triple jump at the NCAA Outdoor Championships... Started all 11 games his sophomore season, hauling in 38 receptions for 383 yards (10.1 avg.) with a team-high five receiving TDs... Competed in the long jump and triple jump... Selected to the All-SEC Freshman team after setting a school freshman record with 33 catches for 320 yards and a TD as a redshirt freshman... Also competed in track and field... Graduated with a degree in Education from Arkansas... Two-sport standout at Evangel Christian High School in Shreveport, Louisiana... Caught 84 passes for 1,700 yards (20.2 avg.) as a senior... Finished second in the state in the long jump and triple jump as a senior.

36 Aric Williams Defensive Back



Height: 5-11
Weight: 187
Birthdate: 3/21/82
Oregon State
1st NFL Season

Williams signed with the Redskins on 1/9/06...First signed in the NFL as an undrafted free agent with the Philadelphia Eagles 4/29/05... Waived 9/4/05 by Philadelphia...Recorded 124 tackles and nine interceptions at Oregon St., earning All-Pac 10 honors in his final two seasons... Led Diamond Bar HS to two CIF Division II titles and earned league MVP as a senior... Also lettered in basketball and track... Is the cousin of Carolina Panthers safety Shaun Williams... Holds a degree in graphic design... Born 3/21/92 in Los Angeles, CA.

63 Jonta Woodard Offensive Line



Height: 6-5
Weight: 325
Birthdate: 7/22/78
Louisville
1st NFL Season

Woodard signed with the Redskins on 1/4/06...In 2005, he played for the Hamilton Tiger-Cats of the CFL starting 17 of 18 games at left tackle, missing the final game of the season because of a suspension...Started all 18 games in 2004 at left tackle...Originally signed with Hamilton on 4/10/04...Played two seasons (2001-2002) at the University of Louisville, after transferring from San Joaquin Delta College in Stockton, CA... Started 11 of 23 career games for the Cardinals... In 2002, he played in 11 of 12 games during the regular season...During his junior year (2001) he started 11 games at offensive tackle...Woodard played two seasons at San Joaquin Delta College where he earned First Team All-American selection by the California Community College Football Coaches... Was voted most valuable offensive lineman...Native of Stockton, CA., where he attended Lincoln High School and was an All-San Joaquin Athletic Association choice as a senior.

Rookies

74 Manaia Brown Defensive Lineman



Height: 6-4
Weight: 313
Birthdate: 7/17/81
BYU
Rookie

Signed as an undrafted free agent by the Redskins in May 2006...In 2005 as a senior at BYU, he earned second-team All-MWC...Appeared in 12 games starting in nine...Saw action at both defensive end and defensive tackle...Named BYU Defensive Lineman of the Year...Finished the season with 31 tackles (nine solo), three tackles for loss, 1.5 sacks and one forced fumble...As a junior in 2004, he played in all 11 games with eight starts...Earned All-MWC honorable mention honors...Finished the season totaling 26 tackles (12 solo), nine tackles for loss and 4.5 sacks...As a sophomore in 2003, he appeared in only six games as he battled injuries throughout the season...Totaled 14 tackles (five solo) and two tackles for loss...Redshirted the 2002 season after transferring from Nebraska...As a freshman at Nebraska in 2001, he saw action in nine games...He recorded 12 tackles (five solo), four tackles for loss and one sack...Attended Granger High School in Utah...Was a three-time All-State defensive lineman...As a senior, he recorded 70 tackles and 25 sacks...In 1999, he earned honorable mention All-America honors from USA Today...Born July 17, 1981...Son of Toa and Vaifoa Brown...One of seven children...He and his wife, Tupusina, have two children, son Manaia Vaega, and daughter Taimane Tanuvasa...Hometown is West Valley City, UT.

11 Mike Espy Wide Receiver



Height: 5-11
Weight: 195
Birthdate: 11/29/82
Mississippi
Rookie

Signed by Washington as an undrafted free agent in May 2006...Through his career at Ole Miss, Espy finished top five in all-time all-purpose yards (third with 3,240), receptions (fifth with 136), punt return yards (fourth with 716) and punt returns (second with 95)...Also ranks seventh all-time in career receiving yards with 1,799...As a senior in 2005, he played in all 11 games starting five...Finished the season and led the team with 52 receptions for 543 yards and three touchdowns...Also returned 17 kickoffs for 265 yards and 21 punts for 169 yards and one touchdown...In 2004, as a junior was named honorable mention All-SEC by the Associated Press as an all-purpose player...Appeared in 11 games making four starts...Finished the year with 24 receptions for 229 yards...Also returned 20 kickoffs for 399 yards as well as 27 punt returns for 150 yards...Led the SEC in kickoff return average at 20.0 yards per return...As a sophomore in 2003, he started in all 13 games finishing the year with 30 receptions for 542 yards and three touchdowns...Returned one kickoff for 24 yards as well as 43 punts for 369 yards...As a freshman in 2002, he was named to the Coaches and *Knoxville News-Sentinel* SEC all Freshman Teams...Played in all 13 games starting three...Finished the season with 30 receptions for 465 yards and three touchdowns...Redshirted as a freshman for the 2001 season...Attended Madison Central High School in Mississippi...Named to *Orlando Sentinel* All-Southern first team...Named by the *Clarion-Ledger* to the All-State, All-Metro, and All-Division teams...Also named to the Class 5A All-State first team by Mississippi Association of Coaches...Over his high school career he totaled 114 receptions for 1,972 yards and 31 touchdowns, including three on returns...As a senior he finished with 42 receptions for 754 yards and 10 touchdowns...Also had over 500 yards on punt returns...Had 3,372 all-purpose yards during his career...Holds all Madison Central receiving records...Also earned varsity letters in track and basketball...Born November 29, 1982...Son of Mike and Sheila Espy...Full name is Michael William Alexander Espy...Hometown is Madison, MS.

31 John Eubanks Cornerback



Height: 5-10
Weight: 173
Birthdate: 7/13/83
Southern Mississippi
Rookie

Signed as an undrafted free agent in May 2006...While at Southern Mississippi, he set the all-time Conference USA kickoff return average record at 26.4 yards return... Also ranks second all-time on the career yards per return list with 2,321 yards and tied for second in kickoff return touchdowns with two...Ranks first all-time on Southern Mississippi's career kickoff returns list with 88...Started all 12 games during his 2005 senior season at defensive back...Finished the season with 31 tackles (27 solo), three tackles for loss, four interceptions, one forced fumble, one fumble recovery and four pass deflections...Also returned 28 kickoffs for 678 yards with a long of 78...In 2004, as a junior he started all 12 games at defensive back...Earned 2004 Special Teams Player of the Year and All-Conference USA First Team as a kick returner and defensive back...Finished the year with 47 tackles (31 solo), three interceptions, one fumble recovery and nine pass deflections...Returned 21 kickoffs for 618 yards with a long of 97 yards which was returned for a touchdown...His 29.4 return average ranked first in Conference USA and fifth nationally...In 2003, as a sophomore he appeared in all 13 games starting four...He finished the season with 31 tackles (21 solo), one tackle for loss, one sack, one pass deflection, one forced fumble, one fumble recovery and two interceptions...Returned 17 kickoffs for 499 yards with a long of 94 yards which was a touchdown...In 2002, as a redshirt freshman he appeared in 12 games starting two...Was named to the Conference USA All-Freshman Team...Compiled 11 tackles (eight solo), one pass deflection and one interception...Also returned 22 kickoffs for 526 yards with a long of 53...Redshirted as a freshman in 2001... Attended Cleveland High School in Mississippi... As a senior, he played both quarterback and defensive back...Helped Cleveland High School reach the North State semifinals...finished the year with 1,450 yards and 25 touchdowns...Also had six interceptions on defense, two returned for touchdowns...Named First-Team All-State Class 4A defensive back, district offensive player of the year and All-Division...Also lettered in basketball and track & field...Son of Melvin and Carolyn Eubanks...Born July 13, 1983...Hometown is Mound Bayou, MS.

14 Derrick Fenner Wide Receiver



Height: 6-0
Weight: 193
Birthdate: 12/25/82
Maryland
Rookie

Signed by Washington as an undrafted free agent in May 2006...In 2005, as a senior he appeared in nine games starting all of them...Finished the season ranked fourth on the team in receptions with 34 and yards with 417 yards...Also caught two touchdowns...In 2004, as a junior he played in 10 games, starting nine...Led the team with a career-high 35 receptions with two going for touchdowns...Ranked second on the team with 430 receiving yards...As a sophomore in 2003, he played in 10 games with one start...Finished with 12 receptions for 334 yards and two touchdowns...Missed the regular season's final three games after having an appendectomy but returned to play in the Gator Bowl...In 2002, as a freshman he appeared in eight games...Finished the season with only one catch for eight yards although that one reception did go for a touchdown...Redshirted the 2001 season...Attended Hampton High School his junior and senior seasons...Prior to transferring to Hampton High, he attended Kecoughton High School...Played defensive back for all three seasons and wide receiver the last two...Named second-team All-District at defensive back as a senior...Born on Christmas Day 1982...Son of Darryl and Reglin Fenner...One of six children...Lists his parents as the people he most admires...Hometown is Hampton, VA.

56 Jasper Harvey Offensive Lineman



Height: 6-3
Weight: 305
Birthdate: 4/8/83
San Diego State
Rookie

Signed by Washington as an undrafted free agent in May 2006...As a senior in 2005, he started all 12 games at center...He earned honorable mention All-MWC...Played in the Las Vegas All-American Classic...In 2004 he did not attend San Diego State...In 2003, he started all 12 games at center, his first year at center for the Aztecs...Led Aztec lineman with 19 pancake blocks...Only Aztec lineman to not allow a sack all season...In 2002, he started the final 10 games of the season at guard...Allowed just two sacks...Second on the team with eight pancake blocks...Redshirted the 2001 season...Attended Archbishop Shaw High School in Louisiana...A two-year starter at left tackle...Helped lead his high school to a 12-3 record his senior season, which put them in the Louisiana 5A state championship...Key member of the offensive line that led the way for the team to gain over 270-yards per game on the ground...Named All-West Bank, All-District, and honorable mention All-New Orleans Metro as a senior...Also earned two varsity letters in track & field...Born April 8, 1983...Son of Deborah and Jasper Harvey Sr. who he also lists as his role models...Hometown is Marrero, LA.

51 Spencer Havner Linebacker



Height: 6-2
Weight: 245
Birthdate: 2/2/83
UCLA
Rookie

Signed by the Redskins as an undrafted free agent in May 2006...His career total of 402 tackles ranks him third on the all-time school list...He also holds the school record for defensive touchdowns with four...As a senior in 2005, he started all 12 games and finished the season leading the Bruins in tackles with 99 (66 solo), tackles for loss with 15, and interceptions with three...Also recorded two sacks, two fumble recoveries (one returned for a touchdown) and seven pass deflections... Was a semifinalist for the Bednarik Award (nation's top defender), the Rotary Lombardi Award (nation's top lineman) and the Butkus Award...He also earned second team All-Pac-10 honors and played in the Senior Bowl...In 2004 as a junior, he started all 11 games and was selected by cbsportsline.com and collegefootballnews.com as a first-team All-America... Also selected second-team All-America by the Walter Camp Football Foundation... Semifinalist for the Butkus Award and Rotary Lombardi Award... Selected second-team All-Pac-10... Won the UCLA Defensive MVP... Led the Bruins in tackles with 125 (84 solo)... Also recorded 8.5 tackles for loss, two interceptions (one returned 52-yards for a touchdown) and one sack...In 2003 as a sophomore, he was named honorable mention All-Pac-10... Played in all 13 games starting 12... Finished third on the team with 82 tackles (44 solo)... Also recorded 6.5 tackles for loss, three interceptions and one sack... In 2002 as a freshman, he started all 13 games... He finished second on the team in tackles with 96 (66 solo)... Also recorded 12 tackles for loss, two sacks and three interceptions with two returned for touchdowns (23 and 42 yards)... Named first-team freshman All-America and Pac-10 Defensive Player of the Year by The Sporting News... Redshirted for the 2001 season... Attended Nevada Union High School in California... Played both linebacker and tight end... Selected as a senior to play in the Cal/Florida All-Star game... Named second-team All-State... First-team All-CAL and All-Metro... Finished his senior season with 136 tackles, nine sacks and seven interceptions (two returned for touchdowns)... As a junior he was All-State and All-League... Finished his junior year with 96 tackles, eight sacks, four fumble recoveries, and our interceptions (two returned for touchdowns)... Born February 2, 1983... Son of Rhett Havner and Debra Moody... Has one brother, Ryan, and one sister, Danielle... Hobbies include playing basketball... Hometown is Nevada City, CA.

38 Chris Hawkins Defensive Back



Height: 5-10
Weight: 184
Birthdate: 8/14/82
Marshall
Rookie

Signed by the Redskins as an undrafted free agent in May 2006...As a senior in 2005, he was named second team All-Conference USA after appearing in all 11 games, starting nine...Finished the season with 28 tackles (17 solo), 1.5 tackles for loss, one forced fumble and seven pass deflections...He also returned 14 kickoffs for 276 yards...Played in the 60th Hula Bowl, which is a postseason all-star game...Redshirted the 2004 season, his first year attending Marshall...Prior to transferring to Marshall he attended North Carolina...In 2003 as a junior, he appeared in all 12 games...He finished the season totaling 20 tackles along with eight pass deflections...As a sophomore in 2002, he played in all 12 games with 15 tackles (11 solo) and two pass deflections...In 2001, he was one of only seven true freshman to play...Appeared in six games including the Peach Bowl...Attended Kinston High School in North Carolina...Played wide receiver as well as defensive back in high school...Was an All-State selection as a senior...Finished his senior season with 38 catches for 670 yards and seven touchdowns...Also a three-year starter at guard on his high school basketball team...Born August 14, 1982...Hobbies include playing basketball and listening to music...Role models include his grandfather and his basketball coach George Stackhouse...Hometown is Kinston, NC.

6 David Lonie Punter



Height: 6-6
Weight: 220
Birthdate: 5/6/79
California
Rookie

Signed by Washington as an undrafted free agent in May 2006...Played in all 12 games during his senior season at California...Handled both the punting and kickoff duties...Punted the ball 61 times for 2,559 yards for an average of 42.0 yards per punt...Had a long of 56 yards, 21 punts inside the 20-yard line and no punts blocked...In 2004 as a junior, he averaged 40.0 yards per punt with a net average of 35.8...Over the season he punted the ball 50+ yards seven times with his long being a 61-yarder...He also punted the ball inside the 20-yard line 22 times and had none of his punts blocked...Prior to joining the Golden Bears he attended Ellsworth Community College in Iowa...During the 2003 season he converted 21-of-25 PAT attempts and 11-of-19 field goal tries with a long of 43-yards...Also averaged 41.8 yards on 55 punts with a long of 69 yards...Named first team All-Region and Junior College All-America honorable mention...As a freshman in 2002 he converted 8-of-12 field goal tries with a long of 48-yards...Also averaged 40.1 yards per punt with a long of 75-yards...Attended Palm Beach Currumbin High School in Australia...Was a state and national medalist in track & field from 1992-1996...Set state records in the pole vault and javelin...Also was All-State in soccer for five years and All-Region in water polo for one...Competed in the Pan Pacific Games in Perth, Australia in 1996 as a decathlete and pole vaulter, representing his state and country...Born May 6, 1979...Parents are Bill and Susan Lonie...Role models include Doug Pelfrey, David Akers and Darren Bennet...Comes from an extreme sports background which includes barefoot water skiing, surfing and snowboarding...Hometown is Palm Beach, Australia.

79 Vaka Manupuna Defensive Tackle



Height: 6-0
Weight: 300
Birthdate: 6/30/82
Colorado
Rookie

Manupuna was signed by the Redskins as an undrafted free agent in May 2006...In 2005 as a senior, he enjoyed the best season of his college career earning honorable mention all-Big 12 Conference from both the Associated Press and the leagues coaches...Also given the Colorado University Regiment Award by the coaches, which is given to the player with the greatest contribution and least recognition...Started all 13 games recording 52 tackles (28 solo), four tackles for loss, two fumble recoveries, seven quarterback hurries and two pass break ups...As a junior in 2004, he played in 13 games with 12 starts...Earned honorable mention all-Big 12 Conference from the Associated Press...Finished the year with 42 tackles (28 solo), 2.5 sacks, eight tackles for loss, one forced fumble, two quarterback hurries and one pass break up...Was given the Most Improved Defensive Player of the Year Award by Colorado coaches...In 2003 as a sophomore, he played in all 12 games with two starts...Over the season he totaled 11 tackles (nine solo), two tackles for loss and four quarterback hurries...As a redshirt freshman in 2002, he played in 10 games mainly on special teams but also playing some defensive tackle in three games...Finished the season with one solo tackle which also happened to be a tackle for loss...Was redshirted as a freshman for the 2001 season...Attended St. Louis School in Honolulu, Hawaii his junior and senior years of high school...As a senior, he earned first-team all-state honors from both the *Honolulu Advertiser* and *Star-Bulletin*...Earned first-team all-Interscholastic League of Honolulu honors two straight years...As a senior, he registered 60 tackles (37 solo), four fumble recoveries, three forced fumbles, and three sacks...Started every game at defensive tackle his junior and senior seasons...Prior to attending St. Louis School he attended Maui High School where he also started at defensive tackle...Born June 30, 1982 in Hawaii...Hobbies include studying the history of the people and islands of the South Pacific, basketball and listening to music, especially Polynesian and Reggae...Given first name is Lafaele...Hometown is Honolulu, HI.

19 Buck Ortega Tight End



Height: 6-4
Weight: 227
Birthdate: 11/22/81
Miami
Rookie

Signed by the Redskins as an undrafted free agent in May 2006...While at the University of Miami he appeared in 40 games starting six and totaling 14 receptions for 182 yards...In 2005 during his senior season, he appeared in 10 games starting five when they went to two tight end sets...Finished the season with his best receiving statistics catching six balls for 100 yards...In 2004 as a junior, he played in all 12 games and started in the Peach Bowl...Was also a very valuable special teams performer...Finished the season with eight receptions for 82 yards...In 2003 as a sophomore, he did not see much action on offense mainly appearing in all 13 games in a special teams role...Finished the season with eight special teams tackles...As a freshman in 2001, he played in five games mainly on special teams...Finished the season with six special teams tackles...Also played a little quarterback against Florida A&M throwing four passes without a completion...Redshirted as a freshman in 2001... Was college and high school teammates with current Redskins safety Sean Taylor... Attended Gulliver Prep in Florida where he played quarterback... As a senior he completed 58 percent of his passes while leading Gulliver Prep to the Florida Class 2A championship...Threw two touchdown passes in the state title game victory, both to fellow Redskin and University of Miami teammate Sean Taylor... Was a four sport star at Gulliver Prep playing football, baseball, basketball and track & field...Born September 22, 1981...Full name is Rafael Ortega Jr...Hometown is Miami, FL.

75 Chris Pino Offensive Lineman



Height: 6-5
Weight: 315
Birthdate: 8/18/82
San Diego State
Rookie

Chris was signed by the Redskins as an undrafted free agent in May of 2006...He spent his junior and senior seasons at San Diego State University where he appeared in 17 career games starting 16...As a senior in 2005, he started all 12 games at left tackle...He played in five games, starting three at tackle and one at guard, during his 2004 junior season before it was cut short due to injury...Prior to attending San Diego State he played junior college ball at Palomar College...While there, he was rated by SuperPrep as the number 20 community college prospect and fifth best offensive line prospect in the junior college ranks...Began his career on the defensive side of the ball prior to moving to the offensive line...Was an all-conference and all-state selection while at Palomar...Was a JC Gridwire All-America selection...Attended El Camino High School in California...Was an all-county and all-conference selection...Also lettered in volleyball...Born August 18, 1982 in Guantanamo Bay, Cuba...Son of Fatu and Fua Pino...Is second cousin of Junior Seau...Hometown is Oceanside, CA.

77 Joe Sykes Defensive End



Height: 6-2
Weight: 266
Birthdate: 11/22/82
Southern A&M
Rookie

Signed by the Redskins as an undrafted free agent in May 2006...In 2005, he played his senior season at Southern A&M...Named first team All-SWAC on the defensive line...Appeared and started in all nine games...Finished the season third on the team in tackles with 53 total (26 solo)...Led the team with 12.5 tackles for loss and 7.5 sacks...Also recorded one fumble recovery...Prior to attending Southern A&M Sykes played the 2004 season, his junior year, at West Virginia...He played in nine games with the Mountaineers and finished the year with four tackles (two solo), one tackle for loss and one sack...Spent his freshman and sophomore seasons at Holmes Community College...Was a NJCAA All-America pick at defensive end...Also named All-State and All-Region while leading the Bulldogs to the MACJC and Region XXIII titles...He finished his senior season with 78 tackles, 12 tackles for loss and nine sacks...Earned MACJC All-State honors as a freshman...Appeared in the MACJC all-star game...Attended Grenada High School in Mississippi...Named All-Conference and All-Area as a senior...Was also a two year basketball starter...Born October 22, 1982...Mother's name is Patsy Sykes...Brother Terrence played for the Cleveland Browns and Indianapolis Colts...Hometown is Grenada, MS.

Rosters & 2005 Season Review



Roster (Alphabetical)

No	Last Name	First Name	Pos	Ht	Wt	Age	Exp ⁺	Hometown
71	Albright	Ethan	LS	6-5	265	35	12	Greensboro, NC
78	Alston	Jon	OL	6-5	310	24	1	Ladson, SC
40	Archuleta	Adam	S	6-0	223	29	6	Chandler, AZ
46	Betts	Ladell	RB	5-10	223	27	5	Blue Springs, MO
73	Boschetti	Ryan	DL	6-4	305	25	3	Belmont, CA
5	Bramlet	Casey	QB	6-4	220	25	2	Wheatland, WY
30	Broughton	Nehemiah	FB	5-11	255	25	2	North Charleston, SC
74R	Brown #	Manaia	DL	6-4	313	25	R	West Valley City, UT
8	Brunell	Mark	QB	6-1	217	36	14	Santa Maria, CA
29	Burns	Curry	S	6-0	203	25	2	Miami, FL
17	Campbell	Jason	QB	6-4	230	25	1	Taylorville, MS
50	Campbell	Khary	LB	6-3	232	27	5	Toledo, OH
99	Carter	Andre	DE	6-4	265	27	6	Denver, CO
39	Carter	Kery	RB	6-2	237	26	3	Vaughn, Ontario
31	Cartwright	Rock	FB	5-7	215	27	5	Conroe, TX
13	Cash	Ataveus	WR	6-2	203	27	2	Washington, DC
58	Clemons	Chris	LB	6-3	240	25	3	Griffin, GA
90	Clemons	Nic	DL	6-6	298	26	2	Griffin, GA
15	Collins	Todd	QB	6-4	228	35	11	Walpole, MA
38	Combs*	Jonathan	RB	5-9	227	24	1	Houston, TX
47	Cooley	Chris	TE	6-3	250	24	3	Powell, UT
93	Daniels	Phillip	DL	6-3	290	33	11	Donalson, GA
66	Dockery	Derrick	OL	6-6	335	26	4	Lakeview, TX
23	Doughty+	Reed	S	6-1	210	24	R	Johnstown, CO
11	Espy #	Mike	WR	5-11	195	24	R	Madison, MS
31R	Eubanks #	John	CB	5-10	173	23	R	Mound Bayou, MS
92	Evans	Demetric	DL	6-3	285	27	5	Haynesville, LA
86	Farris	Jimmy	WR	6-0	200	28	4	Lewiston, ID
88	Fauria	Christian	TE	6-4	250	35	12	Northridge, CA
14	Fenner #	Derrick	WR	6-0	193	24	R	Hampton, VA
4	Frost	Derrick	P	6-2	202	26	3	St. Louis, MO
64	Golston+	Kedric	DT	6-4	292	23	R	Tyrone, GA
96	Griffin	Cornelius	DT	6-3	310	30	7	Brundidge, AL
10	Hall	John	K	6-3	240	32	10	Port Charlotte, FL
12	Harris*	Steven	WR	5-10	183	25	1	Jonesboro, AR
56	Harvey #	Jasper	OL	6-3	305	23	R	Marrero, LA
51	Havner #	Spencer	LB	6-2	245	23	R	Nevada City, CA
38R	Hawkins #	Chris	DB	5-10	184	24	R	Kinston, NC
57	Holdman	Warrick	LB	6-1	243	31	8	Alief, TX
84	Jacobs	Taylor	WR	6-0	202	25	4	Tallahassee, FL
76	Jansen	Jon	OT	6-6	308	30	7	Clawson, MI
32	Jimoh	Ade	DB	6-1	195	26	4	Woodland Hills, CA
18	Johnson	Ron	WR	6-3	226	24	3	Detroit, MI
87	Johnson	Robert	TE	6-6	278	26	2	Montgomery, AL
74	Jones	Jim	OL	6-3	319	28	2	Oak Lawn, IL
2	Jones*	Tyler	K	6-1	201	26	1	Boise, ID
91	Killings	Cedric	DL	6-2	310	29	4	Miami, FL
67	Lefotu+	Kili	OL	6-5	315	23	R	Honolulu, HI
85	Lloyd	Brandon	WR	6-0	192	25	4	Kansas City, MO
6	Lonie #	David	P	6-6	220	27	R	Palm Beach, Australia

No	Last Name	First Name	Pos	Ht	Wt	Age	Exp*	Hometown
37	Lumsden	Jesse	RB	6-2	219	24	1	Burlington, Ontario
79R	Manupuna #	Vaka	DT	6-0	300	24	R	Honolulu, HI
98	Marshall	Lemar	LB	6-2	232	30	5	Cincinnati, OH
79	Martz #	Daniel	OL	6-3	287	25	R	Gaithersburg, MD
59	McCune	Robert	LB	6-0	240	27	2	Mobile, AL
52	McIntosh+	Rocky	LB	6-2	231	24	R	Gaffney, SC
71R	Mineo #	Chris	DT	6-2	285	24	R	Odessa, TX
69	Molinaro	Jim	OL	6-6	310	25	3	Bethlehem, PA
94	Montgomery+	Anthony	DT	6-5	305	22	R	Cleveland, OH
35	Morton	Christian	DB	6-0	181	25	2	St. Louis, MO
89	Moss	Santana	WR	5-10	190	27	6	Miami, FL
68	Ndukwe	Ikechuku	OL	6-4	338	24	1	Morgantown, WV
30R	Onyenegecha #	Chijioke	DB	6-1	202	23	R	Richmond, CA
19	Ortega #	Buck	TE	6-4	227	25	R	Miami, FL
80	Patten	David	WR	5-10	190	32	10	Columbia, SC
34	Patterson	Dimitri	DB	5-10	193	23	2	Miami, FL
75	Pino #	Chris	OL	6-5	315	24	R	Oceanside, CA
26	Portis	Clinton	RB	5-11	212	25	5	Gainesville, FL
41	Powell*	Calen	TE	6-5	257	25	1	Bellevue, WA
20	Prioleau	Pierson	DB	5-11	185	29	8	Alvin, SC
62	Pucillo	Mike	OL	6-4	311	27	4	Cleveland, OH
61	Rabach	Casey	OL	6-4	295	29	5	Sturgeon Bay, WI
82	Randle El	Antwaan	WR	5-10	192	27	5	Riverdale, IL
75R	Riley	Karon	DE	6-2	256	28	4	Detroit, MI
22	Rogers	Carlos	CB	6-0	195	25	2	Augusta, GA
95	Salave'a	Joe	DL	6-3	317	31	8	Leone, Amer. Samoa
60	Samuels	Chris	OT	6-5	310	29	7	Mobile, AL
45	Sellers	Mike	FB	6-3	278	31	7	North Thurston, WA
54	Simon+	Kevin	LB	5-11	234	23	R	Walnut Creek, CA
16	Smith*	Richard	WR	5-10	191	26	2	Independence, MO
24	Springs	Shawn	CB	6-0	200	31	10	Silver Spring, MD
55	Stull #	Justin	LB	6-1	235	23	R	Lititz, PA
77R	Sykes #	Joe	DE	6-2	266	24	R	Grenada, MS
21	Taylor	Sean	S	6-2	232	23	3	Miami, FL
77	Thomas	Randy	OG	6-5	310	30	8	East Point, GA
83	Thrash	James	WR	6-0	205	31	10	Wewoka, OK
72	Walter	Tyson	OL	6-4	303	28	4	Kenston, OH
53	Washington	Marcus	LB	6-3	250	30	7	Auburn, AL
48	White	Manuel	FB	6-2	245	24	1	Canyon Country, CA
36	Williams*	Aric	DB	5-11	187	24	1	Los Angeles, CA
39R	Wilson	Dennard	S	5-10	186	24	1	Largo, MD
63	Woodard	Jonta	OL	6-5	325	28	1	Stockton, CA
25	Wright	Kenny	CB	6-1	207	29	8	Ruston, LA
97	Wynn	Renaldo	DL	6-3	285	32	10	Chicago, IL

* Allocated to NFL Europe

** Experience entering 2006 season

+ 2006 Draft Pick

Undrafted Free Agent

pro NUN see AY shun

Cornelius Griffin—core neel ee us

Ade Jimoh—ODD ee; gym OH

Nehemiah Broughton—Knee a my a; Brought in

Pierson Prioleau—Peer son; Pray low

Casey Rabach—RAH-bach

Ryan Boschetti—Boss-ghetti

Rocky McIntosh—MAC- in tosh

Antwaan Randle El—an T Juan; RAN del el

Kili Lefotu—Key lee; Li toe too

Roster (Numerical)

No	Last Name	First Name	Pos	Ht	Wt	Birthdate	Exp*	College
2	Jones*	Tyler	K	6-1	201	2/25/80	1	Boise State
4	Frost	Derrick	P	6-2	202	11/25/80	3	Northern Iowa
5	Bramlet	Casey	QB	6-4	220	4/2/81	2	Wyoming
6	Lonie #	David	P	6-6	220	5/6/79	R	California
8	Brunell	Mark	QB	6-1	217	9/17/70	14	Washington
10	Hall	John	K	6-3	240	3/17/74	10	Wisconsin
11	Espy #	Mike	WR	5-11	195	11/29/82	R	Mississippi
12	Harris*	Steven	WR	5-10	183	11/10/81	1	Arkansas
13	Cash	Ataveus	WR	6-2	203	5/2/79	2	Hampton
14	Fenner #	Derrick	WR	6-0	193	12/25/82	R	Maryland
15	Collins	Todd	QB	6-4	228	11/5/71	11	Michigan
16	Smith*	Richard	WR	5-10	191	7/16/80	2	Arkansas
17	Campbell	Jason	QB	6-4	230	12/31/81	1	Auburn
18	Johnson	Ron	WR	6-3	226	9/11/82	3	Minnesota
19	Ortega #	Buck	TE	6-4	227	11/22/81	R	Miami
20	Prioleau	Pierson	DB	5-11	185	8/6/77	8	Virginia Tech
21	Taylor	Sean	S	5-11	232	4/1/83	3	Miami
22	Rogers	Carlos	CB	6-0	195	7/2/81	2	Auburn
23	Doughty+	Reed	S	6-1	210	11/4/82	R	Northern Colorado
24	Springs	Shawn	CB	6-0	200	3/11/75	10	Ohio State
25	Wright	Kenny	CB	6-1	207	9/14/77	8	Northwestern State
26	Portis	Clinton	RB	5-11	212	9/1/81	5	Miami
29	Burns	Curry	S	6-0	203	2/12/81	2	Louisville
30	Broughton	Nehemiah	FB	5-11	255	11/4/81	2	The Citadel
30R	Onyenegecha #	Chijoke	DB	6-1	202	3/15/83	R	Oklahoma
31	Cartwright	Rock	FB	5-7	215	12/3/79	5	Kansas State
31R	Eubanks #	John	CB	5-10	173	7/13/83	R	Southern Mississippi
32	Jimoh	Ade	DB	6-1	195	4/18/80	4	Utah State
34	Patterson	Dimitri	DB	5-10	193	6/18/83	2	Tuskegee
35	Morton	Christian	DB	6-0	181	4/28/81	2	Illinois
36	Williams*	Aric	DB	5-11	187	3/21/82	1	Oregon State
37	Lumsden	Jesse	RB	6-2	219	8/3/82	1	McMasters (Canada)
38	Combs*	Jonathan	RB	5-9	227	2/28/82	1	Texas College
38R	Hawkins #	Chris	DB	5-10	184	8/14/82	R	Marshall
39	Carter	Kerry	RB	6-2	237	12/19/80	3	Stanford
39R	Wilson	Dennard	S	5-10	186	3/31/82	1	Maryland
40	Archuleta	Adam	S	6-0	223	11/27/77	6	Arizona State
41	Powell*	Calen	TE	6-5	257	2/16/81	1	Duke
45	Sellers	Mike	FB	6-3	278	7/21/75	7	Walla Walla CC
46	Betts	Ladell	RB	5-10	223	8/27/79	5	Iowa
47	Cooley	Chris	TE	6-3	250	7/11/82	3	Utah State
48	White	Manuel	FB	6-2	245	7/2/82	1	UCLA
50	Campbell	Khary	LB	6-3	232	4/4/79	5	Bowling Green
51	Havner #	Spencer	LB	6-4	245	2/2/83	R	UCLA
52	McIntosh+	Rocky	LB	6-2	231	11/15/82	R	Miami
53	Washington	Marcus	LB	6-3	250	10/17/76	7	Auburn
54	Simon+	Kevin	LB	5-11	234	6/12/83	R	Tennessee
55	Stull #	Justin	LB	6-1	235	9/20/83	R	Princeton
56	Harvey #	Jasper	OL	6-3	305	4/8/83	R	San Diego State
57	Holdman	Warrick	LB	6-1	245	10/22/75	8	Texas A&M

No	Last Name	First Name	Pos	Ht	Wt	Birthdate	Exp*	College
58	Clemons	Chris	LB	6-3	240	10/30/81	3	Georgia
59	McCune	Robert	LB	6-0	240	3/9/79	2	Louisville
60	Samuels	Chris	OT	6-5	310	7/28/77	7	Alabama
61	Rabach	Casey	OL	6-4	295	9/24/77	5	Wisconsin
62	Pucillo	Mike	OL	6-4	311	7/14/79	4	Auburn
63	Woodard	Jonta	OL	6-5	325	7/22/78	1	Louisville
64	Golston+	Kedric	DT	6-4	292	5/30/83	R	Georgia
66	Dockery	Derrick	OL	6-6	335	9/7/80	4	Texas
67	Lefotu+	Kili	OL	6-5	315	11/23/83	R	Arizona
68	Ndukwe	Ikechuku	OL	6-4	338	7/17/82	1	Northwestern
69	Molinaro	Jim	OL	6-6	310	4/27/81	3	Notre Dame
71	Albright	Ethan	LS	6-5	265	5/1/71	12	North Carolina
71R	Mineo #	Chris	DT	6-1	295	11/9/82	R	UTEP
72	Walter	Tyson	OL	6-4	303	3/17/78	4	Ohio State
73	Boschetti	Ryan	DL	6-4	305	10/7/81	3	UCLA
74	Jones	Jim	OL	6-3	319	1/27/78	2	Notre Dame
74R	Brown #	Manaia	DL	6-4	313	7/17/81	R	BYU
75	Pino #	Chris	DT	6-4	314	8/18/82	R	San Diego State
75R	Riley	Karon	DE	6-2	256	8/23/78	4	Minnesota
76	Jansen	Jon	OT	6-6	308	1/28/76	7	Michigan
77	Thomas	Randy	OG	6-5	310	1/19/76	8	Mississippi State
77R	Sykes #	Joe	DE	6-2	266	11/22/82	R	Southern A&M
78	Alston	Jon	OL	6-5	310	9/4/82	1	South Carolina
79	Martz #	Daniel	OL	6-3	287	12/7/81	R	Alabama
79R	Manupuna #	Vaka	DT	6-0	300	6/30/82	R	Colorado
80	Patten	David	WR	5-10	190	8/19/74	10	Western Carolina
82	Randle El	Antwaan	WR	5-10	192	8/17/79	5	Indiana
83	Thrash	James	WR	6-0	205	4/28/75	10	Missouri Southern
84	Jacobs	Taylor	WR	6-0	202	5/30/81	4	Florida
85	Lloyd	Brandon	WR	6-0	192	7/5/81	4	Illinois
86	Farris	Jimmy	WR	6-0	200	4/13/78	4	Montana
87	Johnson	Robert	TE	6-6	278	6/20/80	2	Auburn
88	Fauria	Christian	TE	6-4	250	9/22/71	12	Colorado
89	Moss	Santana	WR	5-10	190	6/1/79	6	Miami
90	Clemons	Nic	DL	6-6	298	2/3/80	2	Georgia
91	Killings	Cedric	DL	6-2	310	12/14/77	4	Carson-Newman
92	Evans	Demetric	DL	6-3	285	3/3/79	5	Georgia
93	Daniels	Phillip	DL	6-3	290	3/4/73	11	Georgia
94	Montgomery+	Anthony	DT	6-5	305	3/8/84	R	Minnesota
95	Salave'a	Joe	DL	6-3	317	3/25/75	8	Arizona
96	Griffin	Cornelius	DT	6-3	310	12/3/76	7	Alabama
97	Wynn	Renaldo	DL	6-3	285	9/3/74	10	Notre Dame
98	Marshall	Lemar	LB	6-2	232	12/17/76	5	Michigan State
99	Carter	Andre	DE	6-4	265	5/12/79	6	California

* Allocated to NFL Europe

** Experience entering 2006 season

+ 2006 Draft Pick

Undrafted Free Agent

WASHINGTON REDSKINS COACHING STAFF

Joe Gibbs – Head Coach and Team President

Al Saunders – Associate Head Coach – Offense

Gregg Williams – Assistant Head Coach – Defense

Joe Bugel – Assistant Head Coach – Offense

Don Breaux – Offensive Coordinator

Jack Burns – Offensive Assistant

Rennie Simmons – Tight Ends Coach

Earnest Byner – Running Backs Coach

Stan Hixon – Wide Receivers Coach

Bill Lazor – Quarterbacks Coach

Coy Gibbs – Quality Control – Offense

Greg Blache – Defensive Coordinator – Del Line

Dale Lindsey – Linebackers Coach

Jerry Gray – Secondary – Cornerbacks

Steve Jackson – Passing Game Coordinator –

Safetyes

Danny Smith – Special Teams

Kirk Olivadotti – Defensive Line – Special Teams

Bob Saunders – Assistant Coach – Special Projects

John Hastings – Head Strength & Conditioning

Bobby Crumpler – Assistant Strength & Conditioning

Tony Spinosa – Assistant Strength & Conditioning

John "JJ" Jefferson – Director of Player

Development

Bubba Tyler – Director of Sports Medicine

John Burrell – Head Athletic Trainer

2005 Statistics

10 Wins, 6 Losses
Head Coach: Joe Gibbs

REGULAR SEASON

09/11	W	9-7	Chicago	90,138
09/19	W	14-13	at Dallas	65,207
10/02	W	20-17 OT	Seattle	90,215
10/09	L	19-21	at Denver	75,880
10/16	L	21-28	at Kansas City	78,083
10/23	W	52-17	San Francisco	90,224
10/30	L	0-36	at New York Giants	78,630
11/06	W	17-10	Philadelphia	90,298
11/13	L	35-36	at Tampa Bay	65,421
11/20	L	13-16	Oakland	90,129
11/27	L	17-23 OT	San Diego	84,930
12/04	W	24-9	at St. Louis	65,701
12/11	W	17-13	at Arizona	46,654
12/18	W	35-7	Dallas	90,588
12/24	W	35-20	New York Giants	90,477
01/01	W	31-20	at Philadelphia	67,700

TEAM STATS

	Redskins	Opponents
TOTAL FIRST DOWNS	301	258
Rushing	114	74
Passing	166	158
Penalty	21	26
3rd Down: Made/Att	97/230	81/222
3rd Down Pct.	42.2	36.5
4th Down: Made/Att	6/11	5/13
4th Down Pct.	54.5	38.5
POSSESSION AVG.	31:33	28:27
TOTAL NET YARDS	5289	4767
Avg. Per Game	330.6	297.9
Total Plays	1037	981
Avg. Per Play	5.1	4.9
NET YARDS RUSHING	2183	1686
Avg. Per Game	136.4	105.4
Total Rushes	525	411
NET YARDS PASSING	3106	3081
Avg. Per Game	194.1	192.6
Sacked/Yards Lost	31/240	35/237
Gross Yards	3346	3318
Att./Completions	481/278	535/291
Completion Pct.	57.8	54.4
Had Intercepted	11	16
PUNTS/AVERAGE	87/40.3	88/41.3
NET PUNTING AVG.	87/36.5	88/37.7
PENALTIES/YARDS	108/925	105/879
FUMBLES/BALL LOST	29/16	31/12
TOUCHDOWNS	44	32
Rushing	15	15
Passing	25	15
Returns	4	2

SCORE BY PERIOD

	1	2	3	4	OT	PTS
REDSKINS	69	114	101	72	3	359
OPPONENTS	63	78	86	60	6	293

INDIVIDUAL STATS

SCORING	TD	Ru	Pa	Rt	K-Pat	FG	S	PTS
Portis	7	5	2	0			0	42
Portis	11	11	0	0			0	68
Hall	0	0	0	0	0 27/27	12/14	0	63
Moss	9	0	9	0			0	54
Sellers	8	1	7	0			0	48
Cooley	7	0	7	0			0	42
Novak TM	0	0	0	0	15/15	5/7	0	30
Betts	3	1	1	1			0	18
Cartwright	2	2	0	0			0	12
A. Brown	1	0	0	1			0	6
Marshall	1	0	0	1			0	6
Royal	1	0	1	0			0	6
Taylor	1	0	0	1			0	6
REDSKINS	44	15	25	4	42/42	17/21	0	359
OPPONENTS	32	15	15	2	29/29	22/31	1	293

2-Pt. Conversions: Portis

REDSKINS 1-2 OPPONENTS 2-2

SACKS: Daniels 8, Washington 7.5, Griffin 4, Evans 3, Prioleau 3, (group) 3, C. Clemons 2, Marshall 2, Taylor 1, Clark 0.5, Salave'a 0.5, Wynn 0.5, REDSKINS 35, OPPONENTS 31

RUSHING

	No	Yds	Avg	Long	TD
Portis	352	1516	4.3	47t	11
Betts	89	338	3.8	22	1
Cartwright	27	199	7.4	52	2
Brunell	42	111	2.6	25	0
Thrash	1	8	8.0	8	0
A. Brown	2	7	3.5	4	0
Broughton	1	3	3.0	3	0
Ramsey	7	3	0.4	5	0
Sellers	1	1	1.0	11	1
Moss	3	-3	-1.0	3	0
REDSKINS	525	2183	4.2	52	15
OPPONENTS	411	1686	4.1	72t	15

RECEIVING

	No	Yds	Avg	Long	TD
Moss	84	1483	17.7	78t	9
Cooley	71	774	10.9	32	7
Portis	30	216	7.2	23	0
Patten	22	217	9.9	32	0
Royal	18	131	7.3	29	1
Thrash	14	194	13.9	41	0
Sellers	12	72	6.0	19t	7
Jacobs	11	100	9.1	24	0
Betts	10	78	7.8	26	1
Kozlowski	2	26	13.0	18	0
Cartwright	2	23	11.5	17	0
Farris	1	18	18.0	18	0
Johnson	1	14	14.0	14	0
REDSKINS	278	3346	12.0	78t	25
OPPONENTS	291	3318	11.4	70t	15

SACKS: Griffin 6.0, Springs 6.0, Washington 4.5, Warner 3.5, Clemons 3.0, Wynn 3.0, Evans 2.5, Bowen 2.0, Salave'a 2.0, Marshall 1.5, Arrington 1.0, Daniels 1.0, Haley 1.0, Noble 1.0, Pierce 1.0, Taylor 1.0, TEAM 40.0, OPPONENTS 38.0

INTERCEPTIONS	No	Yds	Avg	Long	TD
Marshall	4	55	13.8	27	1
Clark	3	10	3.3	6	0
Taylor	2	34	17.0	32	0
Rogers	2	14	7.0	14	0
Washington	1	41	41.0	41	0
Patterson	1	20	20.0	20	0
Springs	1	2	2.0	2	0
Griffin	1	0	0.0	0	0
Harris	1	0	0.0	0	0
TEAM	16	176	11.0	41	1
OPPONENTS	11	183	16.6	36	1

PUNTING	No	Yds	Avg	Net TB	In	Lg	Blk	
Frost	76	3074	40.4	36.7	6	23	55	0
Groom	11	429	39.0	34.8	1	2	57	0
TEAM	87	3503	40.3	36.5	7	25	57	0
OPPONENTS	88	3636	41.3	37.7	7	26	65	1

PUNT RETURNS	Ret	FC	Yds	Avg	Lg	TD
A. Brown	13	12	63	4.8	16	0
Thrash	10	15	77	7.7	18	0
Moss	7	1	40	5.7	14	0
TEAM	30	28	180	6.0	18	0
OPPONENTS	40	18	189	4.7	19	0

PASSING	Att	Cmp	Yds	Cmp%	Yds/Att	TD	TD%	Int	Int%	Lg	Sk/Lost	Rtg
Brunell	454	262	3050	57.7	6.72	23	5.1	10	2.2	78t	27/213	85.9
Ramsey	25	15	279	60.0	11.16	1	4.0	1	4.0	72t	4/27	95.3
Portis	2	1	17	50.0	8.50	1	50.0	0	0.0	17t	0/0	118.8
TEAM	481	278	3346	57.8	6.96	25	5.2	11	2.3	78t	31/240	87.0
OPPONENTS	535	291	3318	54.4	6.20	15	2.8	16	3.0	70t	35/237	70.1

KICK OFF RETURNS	No	Yds	Avg	Lg	TD
Betts	24	621	25.9	94t	1
A. Brown	19	439	23.1	91t	1
Thrash	7	170	24.3	31	0
Cartwright	4	82	20.5	25	0
Parson	3	71	23.7	35	0
Sellers	3	50	16.7	20	0
Broughton	1	5	5.0	5	0
Evans	1	0	0.0	0	0
TEAM	62	1438	23.2	94t	2
OPPONENTS	72	1503	20.9	49	0

FIELD GOALS	1-19	20-29	30-39	40-49	50+
Hall	1/1	3/3	3/3	5/6	0/1
Novak TM	0/0	1/1	3/5	1/1	0/0
TEAM	1/1	4/4	6/8	6/7	0/1
OPPONENTS	1/1	3/4	9/10	7/13	2/3

Field Goal Attempts per game:

Hall: (40G,43G,19G)(0)(0)(0)(24G)(33G,40G)(24G,45G)(38G,53N)(45N,38G)(41G)(0)(25G)
 TEAM: (40G,43G,19G)(0)(39B,40G,39G)(34G,38B,36G)(0)(27G)(0)(24G)(33G,40G)(24G,45G)(38G,53N)(45N,38G)(41G)(0)(25G)
 OPPONENTS: (0)(41N,33G,41G)(53G,47N,47N)(0)(20G,38G)(47G)(39G,50G,51N,33G,39G,44G)(34G)(0)(30G,45N,25G,19G)(42N,46N,48G)(0)(44G,20G)(38N)(47G,29B,38G)(49G,35G)

2005 DEFENSIVE STATISTICS

(Statistics compiled from coaches review of game tapes.)

Player	Tkls	Solo	Asst	TFL	Sacks	Yds	Int.	Yds	PD	FF	FR	PRSR
Marshall	132	103	29	4	2	18	4	50	5	2	0	3
Washington	125	95	30	6	7.5	59.5	1	41	4	4	2	8
Taylor	80	60	20	0	1	8	2	34	8	3	1	2
Clark	72	48	24	0	0.5	4.5	3	10	3	2	0	1
Daniels	72	45	27	3	8	47	0	0	0	2	2	16
Harris	68	55	13	2	0	0	1	0	8	1	0	1
Arrington	53	45	8	5	0	0	0	0	1	0	0	2
Springs	51	45	6	1	0	0	1	2	13	0	0	1
Salave'a	50	24	26	4	0.5	3	0	0	0	1	1	5
Griffin	48	35	13	6	4	15	1	0	0	1	1	11
Wynn	47	28	19	1	1.5	6	0	0	0	1	1	21
Rogers	40	34	6	0	0	0	2	14	4	2	0	0
Prioleau	39	31	8	0	2	6	0	0	4	1	1	1
Holdman	38	23	15	1	0	0	0	0	0	0	0	0
Evans	32	20	12	1	3	29	0	0	0	0	1	1
Killings	17	10	7	1	0	0	0	0	0	0	0	4
Bowen	13	9	4	0	0	0	0	0	2	0	0	0
C. Clemons	11	7	4	1	2	17	0	0	0	1	0	7
Jimoh	10	9	1	0	0	0	0	0	3	0	0	0
Stoutmire	10	9	1	0	0	0	0	0	1	0	0	0
Campbell	9	7	2	0	0	0	0	0	0	0	0	0
Boschetti	7	4	3	0	0	0	0	0	0	0	0	1
N. Clemons	6	3	3	0	0	0	0	0	0	0	0	0
Jones	3	3	0	1	0	0	0	0	0	0	0	0
Morton	3	3	0	0	0	0	0	0	0	0	0	0
Patterson	0	0	0	0	0	0	1	20	1	0	0	0
McCune	0	0	0	0	0	0	0	0	0	0	0	0
TOTALS	1036	755	281	37	32	213	16	171	57	21	10	85

2005 Postseason Statistics

WON 1, LOST 1

01/07	W	17-10	at Tampa Bay	65,514
01/14	L	10-20	at Seattle	67,551

TEAM STATS

	Redskins	Opponents										
TOTAL FIRST DOWNS	20	32										
Rushing	8	10										
Passing	11	19										
Penalty	1	3										
3rd Down: Made/Att	9/32	12/28										
3rd Down Pct.	28.1	42.9										
4th Down: Made/Att	2/4	0/2										
4th Down Pct.	50.0	0.0										
POSSESSION AVG.	28:53	31:07										
TOTAL NET YARDS	409	577										
Avg. Per Game	204.5	288.5										
Total Plays	114	125										
Avg. Per Play	3.6	4.6										
NET YARDS RUSHING	154	194										
Avg. Per Game	77.0	97.0										
Total Rushes	56	58										
NET YARDS PASSING	255	383										
Avg. Per Game	127.5	191.5										
Sacked/Yards Lost	4/28	3/30										
Gross Yards	283	413										
Att./Completions	54/29	64/41										
Completion Pct.	53.7	64.1										
Had Intercepted	1	2										
PUNTS/AVERAGE	14/40.5	10/40.9										
NET PUNTING AVG.	14/36.5	10/38.7										
PENALTIES/YARDS	11/80	5/40										
FUMBLES/BALL LOST	4/1	8/4										
PASSING	Att	Cmp	Yds	Cmp%	Yds/Att	TD	TD%	Int	Int%	Lg	Sk/Lost	Rtg
Brunell	52	29	283	55.8	5.44	1	1.9	1	1.9	52	4/28	69.6
Portis	2	0	0	0.0	0.00	0	0.0	0	0.0	0	0/0	39.6
REDSKINS	54	29	283	53.7	5.24	1	1.9	1	1.9	52	4/28	67.1
OPPONENTS	64	41	413	64.1	6.45	1	1.6	2	3.1	37	3/30	74.5

TOUCHDOWNS		3	3
Rushing	1	1	2
Passing	1	1	1
Returns	1	1	0

SCORE BY PERIODS

	1	2	3	4	OT	PTS
REDSKINS	14	6	0	7	0	27
OPPONENTS	0	10	14	6	0	30

INDIVIDUAL STATS

SCORING	TD	Ru	Pa	Rt	K-Pat	FG	S	PTS
Portis	7	5	2	0	0	0	42	0
Hall	0	0	0	0	3/3	2/3	0	9
Moss	1	0	1	0	0	0	6	6
Portis	1	1	0	0	0	0	6	6
Taylor	1	0	0	1	0	0	6	6
REDSKINS	3	1	1	1	3/3	2/3	0	27
OPPONENTS	3	2	1	0	3/3	3/3	0	30

2-Pt. Conversions: TEAM 0-0, OPPONENTS 0-0

SACKS: Daniels 1, Evans 1, Stoutmire 1,

REDSKINS 3, OPPONENTS 4

RUSHING	No	Yds	Avg	Long	TD
Portis	33	94	2.8	9	1
Betts	13	30	2.3	7	0
Brunell	8	18	2.3	9	0
Moss	2	12	6.0	11	0
REDSKINS	56	154	2.8	11	1
OPPONENTS	58	194	3.3	32	2

PUNTING	No	Yds	Avg	Net TB	In	Lg	Blk
Frost	14	567	40.5	36.5	1	3	51
REDSKINS	14	567	40.5	36.5	1	3	51
OPPONENTS	10	409	40.9	38.7	0	7	53

RECEIVING	No	Yds	Avg	Long	TD	
Moss	9	121	13.4	39	1	
Cooley	6	97	16.2	52	0	
Betts	4	32	8.0	11	0	
Jacobs	3	19	6.3	16	0	
Portis	3	6	2.0	9	0	
Royal	3	3	1.0	5	0	
Thrash	1	5	5.0	5	0	
REDSKINS	29	283	9.8	52	1	
OPPONENTS	41	413	10.1	37	1	
INTERCEPTIONS	No	Yds	Avg	Long	TD	
Arrington	1	21	21.0	21	0	
Washington	1	13	13.0	13	0	
REDSKINS	2	34	17.0	21	0	
OPPONENTS	1	3	3.0	3	0	
PUNT RETURNS	Ret	FC	Yds	Avg	Lg	TD
A. Brown	4	2	22	5.5	13	0
REDSKINS	4	2	22	5.5	13	0
OPPONENTS	8	2	36	4.5	24	0
KICK OFF RETURNS	No	Yds	Avg	Lg	TD	
Betts	6	118	19.7	23	0	
Farris	1	20	20.0	20	0	
Sellers	1	12	12.0	12	0	
REDSKINS	8	150	18.8	23	0	
OPPONENTS	7	145	20.7	27	0	
FIELD GOALS	1-19	20-29	30-39	40-49	50+	
Hall	0/0	1/1	0/1	1/1	0/0	
REDSKINS	0/0	1/1	0/1	1/1	0/0	
OPPONENTS	0/0	0/0	2/2	1/1	0/0	

Hall: (47G)(26G,36N)

REDSKINS : (47G)(26G,36N)

OPPONENTS : (43G)(33G,31G)

2005 POSTSEASON DEFENSIVE STATISTICS

Thru Post Season Week 2

(Statistics compiled from coaches review of game tapes.)

Player	Tkls	Solo	Asst	TFL	Sacks	Yds	Int.	Yds	PD	FF	FR	PRSR
Marshall	19	12	7	1	0	0	0	0	0	0	1	0
Washington	19	18	1	0	0	0	1	13	0	1	1	1
Taylor	15	9	6	0	0	0	0	0	1	0	1	0
Clark	14	11	3	0	0	0	0	0	1	0	0	0
Rogers	13	10	3	0	0	0	0	0	2	0	0	0
Arrington	12	8	4	0	0	0	1	21	0	1	0	0
Griffin	11	8	3	2	0	0	0	0	0	0	0	1
Daniels	8	8	0	0	1	13	0	0	0	0	0	0
Evans	7	5	2	0	1	8	0	0	0	0	0	2
Prigoleau	7	6	1	0	0	0	0	0	1	0	0	0
Stoutmire	7	5	2	0	1	9	0	0	2	0	0	0
Salave'a	6	3	3	0	0	0	0	0	0	0	0	0
Harris	5	4	1	0	0	0	0	0	0	0	0	0
Killings	4	0	4	0	0	0	0	0	0	0	0	0
Holdman	3	1	2	0	0	0	0	0	0	0	0	0
N. Clemons	2	1	1	0	0	0	0	0	0	0	0	1
Campbell	1	0	1	0	0	0	0	0	0	0	0	0
Springs	1	1	0	0	0	0	0	0	0	0	0	0
Wynn	1	1	0	1	0	0	0	0	0	0	0	0
TOTALS	155	111	44	4	3	30	2	34	7	2	3	5

2005 Season in Review

GAME 1

REDSKINS 9 - BEARS 7

September 11, 2005 - FedEx Field (90,138)

	1	2	3	4	OT	F
WAS	0	6	3	0	—	9
CHI	0	0	7	0	—	7

WAS - J. Hall 40-yd. field goal (6-43, 1:49)
 WAS - J. Hall 43-yd. field goal (8-47, 2:17)
 CHI - T. Jones 1-yd. run (D. Brein kick) (7-23, 3:27)
 WAS - J. Hall 19-yd. field goal (15-63, 8:34)

Team Statistics

	WAS	CHI
First Downs	18	11
3rd Downs	6-16	6-13
4th Downs	1-1	0-0
Total Yards	323	166
Rushing	164	41
Passing	159	125
Punts-Avg.	3-37.7	7-41.7
Fumbles-Lost	4-2	3-1
Penalties-Yds.	5-45	8-86
Time of Possession	34:15	25:45

Individual Statistics

Rushing

WAS: C.Portis 21-121, L.Betts 12-41, A.Brown 1-3, P.Ramsey 1-1, M.Brunell 5(-2)
 CHI: T.Jones 15-31, C.Benson 3-10

Passing

WAS: M.Brunell 14-8-70, 0 TD, 0 INT, 23 LG
 P.Ramsey 11-6-105, 0 TD, 1 INT, 52 LG
 CHI: K.Orton 28-15-141, 0 TD, 1 INT, 22 LG

Receiving

WAS: S.Moss 4-96, C.Cooley 3-34, D.Patten 3-19, J.Thrash 3-15, R.Royal 1-11
 CHI: M.Muhammad 6-59, D.Clark 3-26, T.Jones 2-14, M.Bradley 1-22, J.Gage 1-10, B.Berrian 1-9, M.Edwards 1-1

Interceptions

WAS: L.Marshall 1-7
 CHI: N.Vasher 1-3

Sacks

WAS: D.Evans 1.0 (-10), C.Griffin 1.0 (-5), P.Daniels 1.0 (-1)
 CHI: B.Urlacher 1.0 (-8), A.Ogunleye 1(-5), L.Briggs 1(-3)

Punt Returns

WAS: A.Brown 2-5 (5 LG)
 CHI: B.Berrian 2(-3) (4 LG)

Kickoff Returns

WAS: L.Betts 1-25 (25 LG), A.Brown 1-16 (16 LG)
 CHI: M.Bradley 4-70 (23 LG)

GAME 2

REDSKINS 14 - COWBOYS 13

September 19, 2005 - Texas Stadium (65,207)

	1	2	3	4	OT	F
WAS	0	0	0	14	—	14
DAL	0	3	7	3	—	13

DAL - J.Cortez 33-yd. field goal (7-16, 3:40)
 DAL - T.Glenn 70-yd. pass from D.Bledsoe (J.Cortez kick) (1-60, 0:35)
 DAL - J.Cortez 41-yd. field goal (9-53, 6:27)
 WAS - S.Moss 39-yd. pass from M.Brunell (N.Novak kick) (10-76, 2:12)
 WAS - S.Moss 70-yd. pass from M.Brunell (N.Novak kick) (2-80, 0:17)

Team Statistics

	WAS	DAL
First Downs	14	14
3rd Downs	6-17	7-17
4th Downs	2-2	0-1
Total Yards	346	351
Rushing	104	90
Passing	242	261
Punts-Avg.	8-39.5	6-48.2
Fumbles-Lost	1-1	3-0
Penalties-Yds.	12-80	7-60
Time of Possession	27:53	32:07

Individual Statistics

Rushing

WAS: C.Portis 17-52, M.Brunell 4-35, L.Betts 4-17
 DAL: J.Jones 22-81, D.Bledsoe 2-5, T.Thompson 3-4, A.Thomas 2-0

Passing

WAS: M.Brunell 34-20-291, 2 TD, 1 INT, 70 LG
 DAL: D.Bledsoe 36-21-261, 1 TD, 0 INT, 70 LG

Receiving

WAS: S.Moss 5-159 (2 TD), C.Portis 4-25, J.Thrash 3-42, R.Royal 3-19, C.Cooley 2-20, D.Patten 1-12, T.Jacobs 1-9, L.Betts 1-5
 DAL: T.Glenn 6-157 (1 TD), J.Witten 4-35, J.Jones 4-24, K.Johnson 2-26, A.Thomas 2-5, B.Pierce 1-10, P.Crayton 1-5, P.Price 1(-1)

Interceptions

WAS: None
 DAL: T.Newman 1-12

Sacks

WAS: None
 CHI: D.Nguyen 1(-12), S.Shanle 1(-1), R.Williams 1(-17), C.Canty 1(-8), G.Ellis 0.5(-5.5), M.Spears 0.5(-5.5)

Punt Returns

WAS: J.Thrash 1-9 (9 LG)
 DAL: P.Crayton 4-29 (13 LG)

Kickoff Returns

WAS: L.Betts 4-82 (22 LG)
 DAL: T.Thompson 3-94 (49 LG)

GAME 3

REDSKINS 20 - SEAHAWKS 17

October 2, 2005 - FedEx Field (90,215)

	1	2	3	4	OT	F
WAS	0	7	10	0	3	20
SEA	3	0	7	7	0	17

- SEA - J.Brown 53-yd. field goal (6-15, 1:46)
 WAS - R.Royal 1-yd. pass from M.Brunell (N.Novak kick) (16-85, 8:07)
 WAS - M.Sellers 4-yd. pass from M.Brunell (N.Novak kick) (6-62, 2:17)
 SEA - S.Alexander 3-yd. run (J.Brown kick) (8-85, 3:09)
 WAS - N.Novak 40-yd. field goal (10-49, 4:07)
 SEA - D.Jackson 6-yd. pass from M.Hasselbeck (J.Brown kick) (14-91, 6:19)
 WAS - N.Novak 39-yd. field goal (11-55, 5:31)

Team Statistics

	WAS	SEA
First Downs	26	21
3rd Downs	13-18	6-12
4th Downs	1-1	1-1
Total Yards	352	354
Rushing	141	119
Passing	211	235
Punts-Avg.	2-41.0	3-33.0
Fumbles-Lost	0-0	1-0
Penalties-Yds.	2-10	8-84
Time of Possession	39:22	26:09

Individual Statistics

Rushing

- WAS: C.Portis 25-90, L.Betts 12-35, M.Brunell 2-16
 SEA: S.Alexander 20-98 (1 TD), M.Hasselbeck 2-16, M.Strong 1-5

Passing

- WAS: M.Brunell 36-20-226, 2 TD, 1 INT, 30 LG
 SEA: M.Hasselbeck 38-26-242, 1 TD, 0 INT, 26 LG

Receiving

- WAS: S.Moss 6-87, C.Cooley 4-61, D.Patten 3-15, J.Thrash 2-30, C.Portis 2-18, R.Royal 2-11 (1 TD), M.Sellers 1-4 (1 TD)
 SEA: B.Engram 9-106, D.Jackson 7-55 (1 TD), J.Stevens 3-31, R.Hannam 3-23, M.Strong 2-6, J.Jurevicius 1-17, S.Alexander 1-4

Interceptions

- WAS: None
 SEA: K.Herndon 1-2

Sacks

- WAS: L.Marshall 1-(-7)
 SEA: M.Boulware 1-(-8), L.Tatupu 1-(-10)

Punt Returns

- WAS: S.Moss 1-9
 SEA: J.Williams 1-(-3)

Kickoff Returns

- WAS: L.Betts 4-95 (26 LG)
 SEA: J.Scobey 2-44 (25 LG), M.Morris 1-0

GAME 4

REDSKINS 19 - BRONCOS 21

October 9, 2005 - Invesco Field (75,880)

	1	2	3	4	OT	F
WAS	7	3	0	9	-	19
DEN	7	7	7	0	-	21

- DEN - T.Bell 34-yd. run (J. Elam kick) (4-43, 0:51)
 WAS - M.Sellers 2-yd. pass from M. Brunell (N. Novak kick) (13-72, 7:53)
 DEN - A.Lelie 5-yd. pass from J. Plummer (J. Elam kick) (11-78, 6:40)
 WAS - N. Novak 34-yd. field goal (8-47, 2:31)
 DEN - T. Bell 55-yd. run (J. Elam kick) (3-60, 0:54)
 WAS - N. Novak 36-yd. field goal (5-22, 2:02)
 WAS - C. Cooley 11-yd. pass from M. Brunell (pass failed) (13-94, 3:28)

Team Statistics

	WAS	DEN
First Downs	28	11
3rd Downs	6-15	4-14
4th Downs	0-0	1-1
Total Yards	447	257
Rushing	125	165
Passing	322	92
Punts-Avg.	5-36.8	8-41.4
Fumbles-Lost	1-1	0-0
Penalties-Yds.	10-67	6-43
Time of Possession	33:49	26:11

Individual Statistics

Rushing

- WAS: C.Portis 20-103, M.Brunell 4-17, L.Betts 2-5
 DEN: T.Bell 12-127 (2 TD), M.Anderson 11-34, J.Plummer 5-4

Passing

- WAS: M.Brunell 53-30-322, 2 TD, 0 INT, 32 LG
 DEN: J.Plummer 25-10-92, 1 TD, 0 INT, 31 LG

Receiving

- WAS: S.Moss 8-116, C.Cooley 8-82 (1 TD), D.Patten 7-63, C.Portis 2-27, L.Betts 2-21, J.Thrash 1-7, R.Royal 1-4, M.Sellers 1-2 (1 TD)
 DEN: R.Smith 2-23, M.anderson 2-16, C.Adams 2-11, J.Putzier 1-31, A.Lelie 1-5 (1 TD), T.Bell 1-5, K.Johnson 1-1

Interceptions

- WAS: None
 DEN: None

Sacks

- WAS: None
 DEN: None

Punt Returns

- WAS: S.Moss 2-17 (14 LG), J.Thrash 1-7 (7 LG)
 DEN: None

Kickoff Returns

- WAS: J.Thrash 2-57 (31 LG), L.Betts 2-18 (28 LG)
 CHI: C.Adams 2-56 (32 LG), D.Williams 1-18 (18 LG), D.Carswell 1-0

GAME 5 REDSKINS 21 - CHIEFS 28

October 16, 2005 - Arrowhead Stadium (78,083)

	1	2	3	4	OT	F
WAS	0	7	14	0	—	21
KC	3	3	15	7	—	28

- KC - L.Tynes 20-yd. field goal (14-80, 5:22)
 WAS - S.Moss 4-yd. pass from M.Brunell (N.Novak kick) (9-69, 4:14)
 KC - L.Tynes 38-yd. field goal (9-54, 4:01)
 KC - P.Holmes 6-yd. run (T.Green - M.Boerigter pass) (6-62, 3:22)
 WAS - S.Moss 78-yd. pass from M.Brunell (N.Novak kick) (2-69, 0:50)
 KC - S.Knight 80-yd. fumble return (L.Tynes kick)
 WAS - C.Cooley 11-yd. pass from M.Brunell (N.Novak kick) (12-67, 5:10)
 KC - P.Holmes 60-yd. pass from T.Green (L.Tynes kick) (4-74, 2:09)

Team Statistics

	WAS	KC
First Downs	26	18
3rd Downs	5-12	4-12
4th Downs	0-1	1-1
Total Yards	398	274
Rushing	101	96
Passing	297	178
Punts-Avg.	4-46.8	5-33.6
Fumbles-Lost	3-3	2-0
Penalties-Yds.	5-54	4-24
Time of Possession	32:20	27:40

Individual Statistics

Rushing

- WAS: C.Portis 21-77, R.Cartwright 4-14, J.Thrash 1-8, M.Brunell 2-2
 KC: L.Johnson 13-53, T.Green 5-25, P.Holmes 14-18 (1 TD)

Passing

- WAS: M.Brunell 41-25-331, 3 TD, 0 INT, 78 LG
 KC: M.Hasselbeck 25-15-181, 1 TD, 0 INT, 60 LG

Receiving

- WAS: S.Moss 10-173 (2 TD), C.Cooley 6-54 (1 TD), C.Portis 4-51, J.Thrash 2-29, D.Patten 2-22, M.Sellers 1-2
 KC: P.Holmes 5-100 (1 TD), S.Parker 2-25, M.Boerigter 2-20, D.Hall 2-15, T.Gonzalez 2-13, J.Dunn 1-6, L.Johnson 1-2

Interceptions

- WAS: None
 KC: None

Sacks

- WAS: C.Griffin 1(-3)
 KC: J.Allen 3(-25), J.Browning 1(-9)

Punt Returns

- WAS: None
 KC: D.Hall 2-2 (3 LG)

Kickoff Returns

- WAS: J.Thrash 5-113 (27 LG), N.Broughton 1-5 (5 LG)
 KC: D.Hall 4-72 (20 LG)

GAME 6 REDSKINS 52 - 49ERS 17

October 23, 2005 - FedEx Field (90,224)

	1	2	3	4	OT	F
WAS	14	21	10	7	—	52
SF	7	0	0	10	—	17

- WAS - M.Sellers 2-yd. pass from M.Brunell (N.Novak kick) (6-61, 3:06)
 WAS - C.Portis 5-yd. run (N.Novak kick) (6-60, 2:43)
 SF - K.Barlow 17-yd. run (J.Nedney kick) (6-67, 3:39)
 WAS - C.Portis 1-yd. run (N.Novak kick) (11-74, 5:51)
 WAS - S.Moss 32-yd. pass from M.Brunell (N.Novak kick) (4-67, 1:45)
 WAS - M.Sellers 19-yd. pass from M.Brunell (N.Novak kick) (1-19, 0:05)
 WAS - C.Portis 1-yd. run (N.Novak kick) (1-3, 0:23)
 WAS - N.Novak 27-yd. field goal (9-50, 5:28)
 WAS - R.Cartwright 4-yd. run (N.Novak kick) (6-51, 3:36)
 SF - J.Nedney 47-yd. field goal (9-46, 4:51)
 SF - F.Gore 72-yd. run (J.Nedney kick) (1-72, 0:13)

Team Statistics

	WAS	SF
First Downs	24	9
3rd Downs	5-11	3-12
4th Downs	0-0	0-0
Total Yards	457	194
Rushing	204	140
Passing	253	54
Punts-Avg.	4-39.5	7-42.4
Fumbles-Lost	0-0	3-1
Penalties-Yds.	8-60	5-29
Time of Possession	33:18	26:42

Individual Statistics

Rushing

- WAS: C.Portis 19-101 (3 TD), L.Betts 12-92, R.Cartwright 5-14 (1 TD), P.Ramsey 3(-3)
 SF: F.Gore 9-89 (1 TD), K.Barlow 14-54 (1 TD), A.Smith 2-4, R.Marshall 1(-7)

Passing

- WAS: M.Brunell 20-13-252, 3 TD, 0 INT, 43 LG
 P.Ramsey 1-1-8, 0 TD, 0 INT, 8 LG
 SF: A.Smith 16-8-92, 0 TD, 1 INT, 43 LG

Receiving

- WAS: S.Moss 5-112 (1 TD), D.Patten 2-56, C.Cooley 2-48, M.Sellers 2-21 (2 TD), C.Portis 1-12, B.Kozlowski 1-8, L.Betts 1-3
 SF: B.Lloyd 2-43, J.Morton 2-19, T.Smith 2-7, B.Bajema 1-24, R.Marshall 1(-1)

Interceptions

- WAS: S.Taylor 1-32
 SF: None

Sacks

- WAS: L.Marshall 1(-11), M.Washington 1(-7), C.Griffin 1(-4)
 SF: B.Moore 1(-7)

Punt Returns

- WAS: J.Thrash 4-50 (18 LG), S.Moss 1-6 (6 LG)
 SF: R.Marshall 2-12 (12 LG)

Kickoff Returns

- WAS: R.Cartwright 4-82 (25 LG)
 SF: M.Hicks 8-133 (26 LG), R.Marshall 1-20 (20 LG)

GAME 7

REDSKINS 0 - GIANTS 36

October 30, 2005 - Giants Stadium (78,630)

	1	2	3	4	OT	F
WAS	0	0	0	0	—	0
NYG	6	13	17	0	—	36

NYG - J.Feely 39-yd. field goal (7-52, 3:31)
 NYG - J.Feely 50-yd. field goal (6-26, 2:09)
 NYG - B.Jacobs 3-yd. run (J.Feely kick) (4-62, 1:49)
 NYG - J.Feely 33-yd. field goal (7-12, 2:52)
 NYG - J.Feely 39-yd. field goal (4-8, 1:43)
 NYG - J.Shockey 10-yd. pass from E.Manning (J.Feely kick) (3-23, 1:36)
 NYG - J.Feely 44-yd. field goal (5-29, 1:41)
 NYG - T.Barber 4-yd. run (J.Feely kick) (6-23, 2:45)

Team Statistics

	WAS	NYG
First Downs	7	19
3rd Downs	2-12	7-19
4th Downs	0-2	0-1
Total Yards	125	386
Rushing	38	262
Passing	87	124
Punts-Avg.	8-43.0	4-43.0
Fumbles-Lost	3-3	2-0
Penalties-Yds.	10-88	9-73
Time of Possession	20:39	39:21

Individual Statistics

Rushing

WAS: R.Cartwright 2-21, C.Portis 4-9, P.Ramsey 3-5,
 L.Betts 3-2, M.Brunell 1-1
 NYG: T.Barber 24-206 (1 TD), D.Ward 13-42, B.Jacobs 8-14
 (1 TD)

Passing

WAS: M.Brunell 28-11-65, 0 TD, 1 INT, 15 LG
 P.Ramsey 6-3-62, 0 TD, 0 INT, 28 LG
 NYG: Manning 31-12-146, 1 TD, 1 INT, 26 LG

Receiving

WAS: S.Moss 4-34, C.Cooley 3-19, C.Portis 3-13,
 J.Thrash 1-28, T.Jacobs 1-24, D.Patten 1-6,
 M.Sellers 1-3
 NYG: P.Burress 4-42, J.Shockey 3-29 (1 TD), A.Toomer 2-43,
 T.Carter 1-19, D.Ward 1-8, T.Barber 1-5

Interceptions

WAS: R.Clark 1-0
 NYG: A.Pierce 1-17

Sacks

WAS: C.Clemens 1-(-14), D.Evans 1-(-8)
 NYG: O.Umenyiora 2-(-19), K.Allen 1-(-9), W.Joseph 1-(-5),
 M.Strahan 1-(-7)

Punt Returns

WAS: J.Thrash 1-8 (8 LG), S.Moss 1-5 (5 LG)
 NYG: C.Morton 6-42 (19 LG)

Kickoff Returns

WAS: L.Betts 5-105 (27 LG), D.Evans 1-0
 NYG: W.Ponder 1-24 (24 LG)

GAME 8

REDSKINS 17 - EAGLES 10

November 6, 2005 - FedEx Field (90,298)

	1	2	3	4	OT	F
WAS	0	10	7	0	—	17
PHI	7	0	3	0	—	10

PHI - R.Brown 56-yd. pass from D.McNabb (D.Akers kick) (5-70, 3:10)
 WAS - J.Hall 24-yd. field goal (10-59, 5:18)
 WAS - M.Sellers 1-yd. run (J.Hall kick) (5-79, 2:29)
 PHI - D.Akers 34-yd. field goal (11-64, 5:34)
 WAS - C.Portis 6-yd. run (J.Hall kick) (7-48, 3:39)

Team Statistics

	WAS	PHI
First Downs	17	17
3rd Downs	7-16	4-13
4th Downs	0-0	0-1
Total Yards	293	336
Rushing	78	45
Passing	215	291
Punts-Avg.	6-43.3	7-37.4
Fumbles-Lost	3-1	2-0
Penalties-Yds.	4-35	5-64
Time of Possession	31:57	28:03

Individual Statistics

Rushing

WAS: C.Portis 21-67 (1 TD), M.Brunell 4-4, L.Betts 2-4,
 S.Moss 1-2, M.Sellers 1-1 (1 TD)
 PHI: B.Westbrook 17-24, D.McNabb 3-12, L.Gordon 3-9

Passing

WAS: M.Brunell 29-21-224, 0 TD, 0 INT, 26 LG
 PHI: D.McNabb 35-22-304, 1 TD, 1 INT, 56 LG

Receiving

WAS: C.Cooley 7-85, S.Moss 7-79, M.Sellers 3-26, C.Portis 3-
 8, L.Betts 1-26
 PHI: R.Brown 5-94 (1 TD), G.Lewis 5-57, B.Westbrook 4-55,
 B.McMullen 3-60, J.Parry 2-14, S.Spach 2-14,
 L.Smith 1-10

Interceptions

WAS: R.Clark 1-6
 PHI: None

Sacks

WAS: P.Daniels 1-(-7), M.Washington 1-(-6)
 PHI: T.Cole 1-(-7), J.Kearse 1-(-2)

Punt Returns

WAS: J.Thrash 2-0
 PHI: L.Sheppard 1-8 (8 LG)

Kickoff Returns

WAS: L.Betts 3-86 (40 LG)
 PHI: R.Hood 3-74 (29 LG)

GAME 9**REDSKINS 35 - BUCCANEERS 36**

November 13, 2005 - Raymond James Stadium (65,421)

	1	2	3	4	OT	F
WAS	3	10	15	7	—	35
TB	7	14	7	8	—	36

- TB - M.Alstott 2-yd. run (M.Bryant kick) (6-47, 2:26)
 WAS - J.Hall 33-yd. field goal (8-55, 3:43)
 TB - M.Alstott 1-yd. run (M.Bryant kick) (2-5, 0:42)
 WAS - L.Betts 94-yd. kickoff return (J.Hall kick) (0-0, 0:16)
 TB - J.Galloway 24-yd. pass from C.Simms (M.Bryant kick) (5-67, 2:28)
 WAS - J.Hall 40-yd. field goal (10-53, 3:32)
 WAS - M.Sellers 7-yd. pass from M.Brunell (M.Brunell-C.Portis pass) (3-7, 1:30)
 WAS - L.Betts 17-yd. pass from M.Brunell (J.Hall kick) (9-73, 5:21)
 TB - I.Hilliard 4-yd. pass from C.Simms (M.Bryant kick) (7-70, 3:26)
 WAS - C.Portis 8-yd. run (J.Hall kick) (16-76, 8:34)
 TB - E.Shepherd 30-yd. pass from C.Simms (M.Alstott run) (5-54, 0:54)

Team Statistics

	WAS	TB
First Downs	23	19
3rd Downs	7-15	4-9
4th Downs	1-2	0-1
Total Yards	389	340
Rushing	185	61
Passing	204	279
Punts-Avg.	2-41.5	4-45.3
Fumbles-Lost	3-1	1-1
Penalties-Yds.	6-41	2-15
Time of Possession	34:25	25:35

Individual Statistics**Rushing**

- WAS: C.Portis 23-144 (1 TD), L.Betts 7-26, M.Brunell 3-15
 TB: M.Alstott 9-21 (2 TD), C.Williams 10-20, M.Pittman 5-15, C.Simms 3-5

Passing

- WAS: M.Brunell 35-23-226, 2 TD, 2 INT, 42 LG
 TB: C.Simms 29-15-279, 3 TD, 0 INT, 46 LG

Receiving

- WAS: C.Cooley 6-66, S.Moss 4-79, D.Patten 3-24, L.Betts 3-19 (1 TD), C.Portis 2-9, R.Royal 2-2, B.Kozlowski 1-18, M.Sellers 1-7 (1 TD), J.Thrash 1-2
 TB: J.Galloway 7-131 (1 TD), E.Shepherd 3-87 (1 TD), I.Hilliard 3-37 (1 TD), M.Alstott 1-18, J.Cook 1-6

Interceptions

- WAS: None
 TB: J.Bolden 1-28, S.Rice 1-6

Sacks

- WAS: None
 TB: S.Rice 2-(-22)

Punt Returns

- WAS: J.Thrash 1-3, S.Moss 1-0
 TB: M.Jones 1-4

Kickoff Returns

- WAS: L.Betts 5-170 (1 TD) (94 LG)
 TB: T.Cox 4-81 (25 LG), E.Shepherd 2-40 (26 LG)

GAME 10**REDSKINS 13 - RAIDERS 16**

November 20, 2005 - FedEx Field (90,129)

	1	2	3	4	OT	F
WAS	7	6	0	0	—	13
OAK	3	0	7	6	—	16

- WAS - L.Marshall 17-yd. interception return (J.Hall kick)
 OAK - S.Janikowski 30-yd. field goal (7-3, 3:03)
 WAS - J.Hall 24-yd. field goal (13-44, 7:34)
 WAS - J.Hall 45-yd. field goal (9-38, 2:23)
 OAK - J.Porter 49-yard pass from K.Collins (S.Janikowski kick) (4-61, 1:58)
 OAK - S.Janikowski 25-yd. field goal (11-87, 6:39)
 OAK - S.Janikowski 19-yd. field goal (11-50, 4:33)

Team Statistics

	WAS	OAK
First Downs	13	16
3rd Downs	6-15	6-16
4th Downs	0-1	0-0
Total Yards	246	336
Rushing	108	50
Passing	138	286
Punts-Avg.	6-36.2	5-41.8
Fumbles-Lost	3-3	1-0
Penalties-Yds.	6-50	10-101
Time of Possession	28:25	31:35

Individual Statistics**Rushing**

- WAS: C.Portis 22-92, M.Brunell 2-10, R.Cartwright 3-6
 OAK: L.Jordan 27-52, K.Collins 2-(-2)

Passing

- WAS: M.Brunell 32-14-155, 0 TD, 0 INT, 27 LG
 OAK: K.Collins 36-19-289, 1 TD, 1 INT, 49 LG

Receiving

- WAS: C.Cooley 5-74, S.Moss 4-53, J.Jacobs 3-17, R.Cartwright 1-17, C.Portis 1-(-6)
 OAK: J.Porter 6-142 (1 TD), L.Jordan 5-37, R.Moss 3-40, Z.Crockett 2-18, C.Anderson 2-15, D.Gabriel 1-37

Interceptions

- WAS: L.Marshall 1-17 (1 TD)
 OAK: None

Sacks

- WAS: C.Clemons 1-(-3)
 OAK: D.Burgess 2-(-17)

Punt Returns

- WAS: S.Moss 1-3
 OAK: C.Carr 2-13 (7 LG)

Kickoff Returns

- WAS: R.Parson 3-71 (35 LG), M.Sellers 1-17
 OAK: C.Carr 4-67 (28 LG)

GAME 11 REDSKINS 17 - SAN DIEGO 23

November 27, 2005 - FedEx Field (84,930)

	1	2	3	4	OT	F
SD	0	7	0	10	6	23
WAS	3	7	7	0	0	17

WAS - J.Hall 38-yd. field goal (6:23, 2:31)
 SD - L.Tomlinson 1-yd. run (N.Kaeding kick) (8:57, 3:47)
 WAS - S.Moss 22-yd. pass from M.Brunell (J.Hall kick) (7:69, 3:08)
 WAS - R.Cartwright 13-yd. run (J.Hall kick) (9:79, 4:58)
 SD - N.Kaeding 48-yd. field goal (11:47, 4:06)
 SD - L.Tomlinson 32-yd. run (N.Kaeding kick) (3:67, 1:07)
 SD - L.Tomlinson 41-yd. run (N.Kaeding kick) (2:65, 0:34)

Team Statistics

	WAS	SD
First Downs	15	24
3rd Downs	3-14	6-15
4th Downs	0-0	0-0
Total Yards	282	397
Rushing	91	202
Passing	191	195
Punts-Avg.	9-37.9	6-38.3
Fumbles-Lost	2-0	1-0
Penalties-Yds.	7-60	6-40
Time of Possession	29:47	30:47

Individual Statistics

Rushing

WAS: C.Portis 29-87, R.Cartwright 1-13 (1 TD),
 M.Brunell 2(-1), S.Moss 1(-8)
 SD: L.Tomlinson 25-184 (3 TD), E.Parker 1-13, L.Neal 1-3,
 D.Brees 1-2

Passing

WAS: M.Brunell 27-17-194, 1 TD, 0 INT, 23 LG
 SD: D.Brees 44-22-215, 0 TD, 3 INT, 24 LG
 L.Tomlinson 1-0-0, 0 TD, 0 INT, 0 LG

Receiving

WAS: S.Moss 6-65 (1 TD), T.Jacobs 4-44, C.Cooley 3-28,
 C.Portis 1-23, J.Farris 1-18, R.Johnson 1-14,
 R.Royal 1-2
 SD: E.Parker 7-98, L.Tomlinson 6-29, K.McCardell 5-45,
 A.Gates 3-39, L.Neal 1-4

Interceptions

WAS: C.Rogers 1-14, S.Springs 1-2, W.Harris 1-0
 SD: None

Sacks

WAS: M.Washington 1.5(-11.5), P.Daniels 1(-4),
 R.Clark 0.5(-4.5)
 SD: S.Foley 1(-3), S.Phillips 1-0

Punt Returns

WAS: A.Brown 1-3
 SD: E.Parker 5-32 (15 LG)

Kickoff Returns

WAS: A.Brown 4-59 (19 LG)
 SD: D.Sproles 5-128 (47 LG)

GAME 12 REDSKINS 24 - ST. LOUIS 9

December 4, 2005 - Edward Jones Dome (65,701)

	1	2	3	4	OT	F
WAS	7	3	0	14	—	24
STL	0	7	0	2	—	9

WAS - C.Portis 47-yd. run (J.Hall kick) (2:48, 0:46)
 STL - R.Fitzpatrick 7-yd. run (J.Wilkins kick) (11:86, 5:00)
 WAS - J.Hall 38-yd. field goal (9:63, 3:54)
 WAS - C.Portis 1-yd. run (J.Hall kick) (7:69, 3:17)
 STL - M.Brunell fumble out of bounds in end zone for a safety
 WAS - C.Cooley 4-yd. pass from M.Brunell (J.Hall kick) (9:45, 5:20)

Team Statistics

	WAS	STL
First Downs	19	13
3rd Downs	8-14	5-15
4th Downs	0-0	1-1
Total Yards	407	191
Rushing	257	49
Passing	150	142
Punts-Avg.	4-42.8	8-46.6
Fumbles-Lost	1-0	2-1
Penalties-Yds.	8-76	4-30
Time of Possession	33:58	26:02

Individual Statistics

Rushing

WAS: C.Portis 27-136 (2 TD), R.Cartwright 9-118,
 N.Broughton 1-3, M.Brunell 3-0
 STL: S.Jackson 11-24, R.Fitzpatrick 5-22 (1 TD), M.Faulk 1-3

Passing

WAS: M.Brunell 21-14-156, 1 TD, 0 INT, 30 LG
 C.Portis 1-0-0, 0 TD, 0 INT, 0 LG
 STL: R.Fitzpatrick 36-21-163, 0 TD, 1 INT, 19 LG

Receiving

WAS: C.Cooley 5-58 (1 TD), R.Royal 4-40, S.Moss 3-58,
 C.Portis 1-1, T.Jacobs 1(-1)
 STL: T.Holt 6-75, I.Bruce 4-33, S.Jackson 4-18,
 S.McDonald 2-27, K.Curtis 2-6, B.Manumaleuna 1-6,
 M.Hedgecock 1-5, C.Cleeland 1(-7)

Interceptions

WAS: C.Rogers 1-0
 STL: None

Sacks

WAS: M.Washington 1(-10), S.Taylor 1(-8), R.Wynn 1(-3)
 STL: 1 team sack

Punt Returns

WAS: A.Brown 5-38 (16 LG)
 STL: D.Allen 2-2 (2 LG)

Kickoff Returns

WAS: A.Brown 2-42 (22 LG)
 STL: D.Allen 5-90 (23 LG)

GAME 13 REDSKINS 17 - ARIZONA 13

December 11, 2005 - Sun Devil Stadium (46,654)

	1	2	3	4	OT	F
WAS	0	3	14	0	—	17
AZ	0	10	3	0	—	13

- WAS - J.Hall 41-yd. field goal (4-0, 1:05)
 AZ - L.McCoy 2-yd. pass from K.Warner (N.Rackers kick) (12-65, 6:23)
 AZ - N.Rackers 44-yd. field goal (5-21, 0:43)
 WAS - C.Portis 15-yd. run (J.Hall kick) (13-80, 7:40)
 AZ - N.Rackers 20-yd. field goal (11-66, 3:40)
 WAS - A.Brown 91-yd. kick off return (J.Hall kick) (0-0, 0:11)

Team Statistics

	WAS	AZ
First Downs	16	17
3rd Downs	5-14	5-13
4th Downs	1-1	0-1
Total Yards	231	302
Rushing	109	62
Passing	122	240
Punts-Avg.	5-43.0	3-42.7
Fumbles-Lost	3-0	3-3
Penalties-Yds.	5-63	8-65
Time of Possession	33:19	26:41

Individual Statistics

Rushing

- WAS: C.Portis 26-105 (1 TD), L.Betts 5-6, M.Brunell 3(-2)
 AZ: M.Shipp 7-27, J.Arrington 9-26, A.Boldin 1-6, K.Warner 1-3

Passing

- WAS: M.Brunell 28-18-122, 0 TD, 3 INT, 21 LG
 AZ: K.Warner 41-25-255, 1 TD, 1 INT, 30 LG

Receiving

- WAS: S.Moss 7-56, C.Cooley 4-25, C.Portis 3-16, R.Royal 2-23, T.Jacobs 1-7, L.Betts 1(-5)
 AZ: A.Boldin 9-114, B.Johnson 5-61, L.Fitzgerald 4-23, A.Bergen 3-41, L.McCoy 2-8, J.Arrington 1-6, M.Shipp 1-2

Interceptions

- WAS: S.Taylor 1-2
 AZ: A.Wilson 1-36, A.Rolle 1-29, D.Macklin 1-19

Sacks

- WAS: D.Evans 1(-11), P.Pringleau 1(-4)
 AZ: None

Punt Returns

- WAS: A.Brown 0-0
 AZ: R.Swinton 4-34 (18 LG)

Kickoff Returns

- WAS: A.Brown 3-136 (91f LG)
 AZ: R.Swinton 4-99 (31 LG)

GAME 14 REDSKINS 35 - DALLAS 7

December 18, 2005 - FedEx Field (90,588)

	1	2	3	4	OT	F
DAL	0	0	0	7	—	7
WAS	7	21	7	0	—	35

- WAS - C.Cooley 8-yd. pass from M.Brunell (J.Hall kick) (4-21, 2:09)
 WAS - C.Cooley 2-yd. pass from M.Brunell (J.Hall kick) (8-75, 3:55)
 WAS - M.Sellers 3-yd. pass from M.Brunell (J.Hall kick) (2-34, 0:15)
 WAS - C.Cooley 30-yd. pass from M.Brunell (J.Hall kick) (2-38, 0:17)
 WAS - L.Betts 1-yd. run (J.Hall kick) (6-21, 3:13)
 DAL - J.Witten 2-yd. pass from D.Bledsoe (B.Cundiff kick) (8-80, 4:08)

Team Statistics

	WAS	DAL
First Downs	19	13
3rd Downs	5-11	5-15
4th Downs	0-0	1-2
Total Yards	334	216
Rushing	171	109
Passing	163	107
Punts-Avg.	6-33.5	6-35.2
Fumbles-Lost	2-1	1-1
Penalties-Yds.	7-55	9-56
Time of Possession	31:31	28:29

Individual Statistics

Rushing

- WAS: C.Portis 23-112, L.Betts 12-44 (1 TD), R.Cartwright 3-13, S.Moss 1-3, M.Brunell 1(-1)
 DAL: J.Jones 12-79, M.Barber 10-30, D.Bledsoe 2-0

Passing

- WAS: M.Brunell 20-12-163, 4 TD, 0 INT, 42 LG
 DAL: D.Bledsoe 29-16-153, 1 TD, 3 INT, 29 LG

Receiving

- WAS: C.Cooley 6-71 (3 TD), S.Moss 2-73, R.Royal 1-6, R.Cartwright 1-6, C.Portis 1-4, M.Sellers 1-3 (1 TD)
 DAL: J.Witten 4-41 (1 TD), M.Barber 4-26, J.Jones 3-17, T.Glenn 2-25, K.Johnson 2-20, P.Crayton 1-24

Interceptions

- WAS: M.Washington 1-41, D.Patterson 1-20, C.Griffin 1-0
 DAL: None

Sacks

- WAS: P.Daniels 4(-19), M.Washington 2(-21), J.Salave'a 0.5(-3), R.Wynn 0.5(-3)
 DAL: None

Punt Returns

- WAS: A.Brown 2-0
 DAL: P.Crayton 1-6

Kickoff Returns

- WAS: A.Brown 1-27, M.Sellers 1-13
 DAL: T.Thompson 6-136 (30 LG)

GAME 15

REDSKINS 35 - NEW YORK 20

December 24, 2005 - FedEx Field (90,477)

	1	2	3	4	OT	F
NYG	10	7	3	0	—	20
WAS	14	7	7	7	—	35

- WAS - S.Moss 17-yd. pass from M.Brunell (J.Hall kick) (13-80, 7:08)
 NYG - J.Feely 47-yd. field goal (7-36, 2:52)
 NYG - C.Blackburn 31-yd. interception return (J.Feely kick)
 WAS - S.Moss 59-yd. pass from M.Brunell (J.Hall kick) (4-70, 2:07)
 WAS - C.Cooley 17-yd. pass from C.Portis (J.Hall kick) (2-20, 0:45)
 NYG - A.Toomer 25-yd. pass from E.Manning (J.Feely kick) (10-73, 3:05)
 WAS - S.Moss 72-yd. pass from P.Ramsey (J.Hall kick) (5-83, 2:12)
 NYG - J.Feely 38-yd. field goal (7-50, 2:50)
 WAS - C.Portis 19-yd. run (J.Hall kick) (10-79, 5:12)

Team Statistics

	WAS	NYG
First Downs	22	18
3rd Downs	9-14	4-12
4th Downs	0-0	0-2
Total Yards	380	332
Rushing	156	99
Passing	224	233
Punts-Avg.	5-44.2	3-43.3
Fumbles-Lost	0-0	0-0
Penalties-Yds.	6-81	9-64
Time of Possession	33:13	26:47

Individual Statistics

Rushing

- WAS: C.Portis 27-108 (1 TD), L.Betts 13-36, M.Brunell 2-8, A.Brown 1-4
 NYG: T.Barber 16-80, E.Manning 2-13, B.Jacobs 1-6

Passing

- WAS: M.Brunell 11-7-112, 2 TD, 1 INT, 59 LG
 P.Ramsey 7-5-104, 1 TD, 0 INT, 72 LG
 C.Portis 1-1-17, 1 TD, 0 INT, 17 LG
 NYG: E.Manning 41-23-244, 1 TD, 1 INT, 27 LG
 T.Barber 1-0-0, 0 TD, 0 INT, 0 LG

Receiving

- WAS: S.Moss 5-160 (3 TD), C.Cooley 5-41 (1 TD), R.Royal 1-13, C.Portis 1-10, L.Betts 1-9
 NYG: A.Toomer 6-85 (1 TD), T.Barber 6-49, V.Shiancoe 3-40, P.Burress 3-40, J.Finn 3-12, J.Shockey 2-18

Interceptions

- WAS: L.Marshall 1-27
 NYG: C.Blackburn 1-31 (1 TD)

Sacks

- WAS: P.Daniels 1-(-11)
 NYG: N.Greisen 1-(-9)

Punt Returns

- WAS: A.Brown 1-5
 NYG: C.Morton 2-2 (1 LG)

Kickoff Returns

- WAS: A.Brown 4-86 (29 LG), M.Sellers 1-20
 NYG: C.Morton 6-162 (41 LG)

GAME 16

REDSKINS 31 - PHILADELPHIA 20

January 1, 2006 - Lincoln Financial Field (67,700)

	1	2	3	4	OT	F
WAS	7	3	7	14	—	31
PHI	10	7	3	0	—	20

- PHI - D.Akers 49-yd. field goal (6-21, 2:04)
 WAS - M.Sellers 4-yd. pass from M.Brunell (J.Hall kick) (5-37, 2:40)
 PHI - R.Brown 33-yd. pass from M.McMahon (D.Akers kick) (7-62, 2:52)
 PHI - R.Brown 8-yd. pass from M.McMahon (D.Akers kick) (8-71, 4:51)
 WAS - J.Hall 25-yd. field goal (11-70, 5:04)
 WAS - C.Portis 2-yd. run (J.Hall kick) (6-72, 3:14)
 PHI - D.Akers 35-yd. field goal (7-37) (2:54)
 WAS - C.Portis 22-yd. run (J.Hall kick) (1-22, 0:09)
 WAS - S.Taylor 39-yd. fumble return (J.Hall kick)

Team Statistics

	WAS	PHI
First Downs	14	18
3rd Downs	4-16	5-15
4th Downs	0-0	0-0
Total Yards	279	335
Rushing	151	96
Passing	128	239
Punts-Avg.	10-41.0	6-44.0
Fumbles-Lost	0-0	5-4
Penalties-Yds.	7-60	5-45
Time of Possession	29:50	30:10

Individual Statistics

Rushing

- WAS: C.Portis 27-112 (2 TD), L.Betts 5-30, M.Brunell 4-9
 PHI: B.Perry 15-70, R.Moats 7-23, M.McMahon 3-3

Passing

- WAS: M.Brunell 25-9-141, 1 TD, 1 INT, 54 LG
 PHI: M.McMahon 31-16-234, 2 TD, 1 INT, 48 LG
 K.Detmer 11-5-27, 0 TD, 0 INT, 12 LG

Receiving

- WAS: S.Moss 4-83, C.Cooley 2-8, J.Thrash 1-41, C.Portis 1-5, M.Sellers 1-4 (1 TD)
 PHI: R.Brown 7-77 (2 TD), G.Lewis 4-62, L.Smith 3-73, B.McMullen 3-32, R.Moats 3-4, C.Lewis 1-13

Interceptions

- WAS: R.Clark 1-4, L.Marshall 1-4
 PHI: R.Hood 1-0

Sacks

- WAS: M.Washington 1-(-10), P.Daniels 1-(-7), C.Griffin 1-(-3), P.Prioleau 1-(-2)
 PHI: S.Rayburn 1-(-13)

Punt Returns

- WAS: A.Brown 2-12 (8 LG)
 PHI: D.Wynn 5-9 (9 LG)

Kickoff Returns

- WAS: A.Brown 4-73 (19 LG), L.Betts 1-30
 PHI: B.Perry 4-83 (25 LG), M.Patterson 1-12

POST SEASON GAME 1 REDSKINS 17 - BUCS 10

January 7, 2006 - Raymond James Stadium (65,514)

	1	2	3	4	OT	F
WAS	14	3	0	0	—	17
TB	0	3	7	0	—	10

- WAS - C.Portis 6-yd. run (J.Hall kick) (1-6, 0:05)
 WAS - S.Taylor 51-yd. fumble recovery (J.Hall kick)
 TB - M.Bryant 43-yd. field goal (11-38, 5:28)
 WAS - J.Hall 47-yd. field goal (10-40, 4:28)
 TB - C.Simms 2-yd. run (M.Bryant kick) (7-51, 3:23)

Team Statistics

	WAS	TB
First Downs	9	17
3rd Downs	4-13	5-14
4th Downs	0-0	0-2
Total Yards	120	243
Rushing	95	75
Passing	25	168
Punts-Avg.	7-38.3	5-39.4
Fumbles-Lost	3-0	3-1
Penalties-Yds.	4-30	3-30
Time of Possession	25:31	34:29

Individual Statistics

Rushing

- WAS: C.Portis 16-53 (1 TD), L.Betts 10-25, S.Moss 1-11, M.Brunell 4-6
 TB: C.Williams 18-49, M.Alstott 4-15, C.Simms 3-11 (1 TD)

Passing

- WAS: M.Brunell 15-7-41, 0 TD, 1 INT, 15 LG
 C.Portis 1-0-0, 0 TD, 0 INT, 0 LG
 TB: C.Simms 38-25-198, 0 TD, 2 INT, 24 LG

Receiving

- WAS: S.Moss 2-18, C.Cooley 2-12, L.Betts 1-11, J.Thrash 1-5, C.Portis 1-(-5)
 TB: J.Galloway 7-69, I.Hilliard 4-38, M.Pittman 3-30, A.Becht 3-26, A.Smith 3-14, C.Williams 3-10, M.Alstott 1-7, E.Shepherd 1-4

Interceptions

- WAS: L.Arrington 1-21, M.Washington 1-13
 TB: B.Kelly 1-3

Sacks

- WAS: P.Daniels 1-(-13), O.Stoutmire 1-(-9), D.Evans 1-(-8)
 TB: S.Rice 1-(-11), E.Wyms 1-(-5)

Punt Returns

- WAS: A.Brown 3-19 (13 LG)
 TB: M.Jones 4-37 (24 LG)

Kickoff Returns

- WAS: L.Betts 2-43 (23 LG), M.Sellers 1-32
 TB: M.Pittman 4-96 (27 LG)

POST SEASON GAME 2 REDSKINS 10 - SEAHAWKS 20

January 14, 2006 - Qwest Field (67,551)

	1	2	3	4	OT	F
WAS	0	3	0	7	—	10
SEA	0	7	7	6	—	20

- WAS - J.Hall 26-yd. field goal (10-32, 5:03)
 SEA - D.Jackson 29-yd. pass from M.Hasselbeck (J.Brown kick) (12-74, 5:37)
 SEA - M.Hasselbeck 6-yd. run (J.Brown kick) (10-81, 4:20)
 SEA - J.Brown 33-yd. field goal (6-48, 2:39)
 WAS - S.Moss 20-yd. pass from M.Brunell (J.Hall kick) (4-76, 2:17)
 SEA - J.Brown 31-yd. field goal (9-60, 5:07)

Team Statistics

	WAS	SEA
First Downs	11	15
3rd Downs	5-19	7-14
4th Downs	2-4	0-0
Total Yards	289	334
Rushing	59	119
Passing	230	215
Punts-Avg.	7-42.7	5-42.4
Fumbles-Lost	1-1	5-3
Penalties-Yds.	7-50	2-10
Time of Possession	32:15	27:45

Individual Statistics

Rushing

- WAS: C.Portis 17-41, M.Brunell 4-12, L.Betts 3-5, S.Moss 1-1
 SEA: M.Morris 18-49, M.Strong 3-40, M.Hasselbeck 6-21 (1 TD), S.Alexander 6-9

Passing

- WAS: M.Brunell 37-22-242, 1 TD, 0 INT, 52 LG
 C.Portis 1-0-0, 0 TD, 0 INT, 0 LG
 SEA: M.Hasselbeck 26-16-215, 1 TD, 0 INT, 37 LG

Receiving

- WAS: S.Moss 7-103 (1 TD), C.Cooley 4-85, L.Betts 3-21, T.Jacobs 3-19, R.Royal 3-3, C.Portis 2-11
 SEA: D.Jackson 9-143 (1 TD), J.Stevens 2-13, B.Engram 2-11, J.Jurevicius 1-31, M.Morris 1-16, R.Hannam 1-1

Interceptions

- WAS: None
 SEA: None

Sacks

- WAS: None
 SEA: C.Darby 1-(-8), B.Fisher 1-(-4)

Punt Returns

- WAS: A.Brown 1-3
 SEA: J.Williams 4-(-1) (1 LG)

Kickoff Returns

- WAS: L.Betts 4-75 (22 LG), J.Farris 1-20
 SEA: J.Scobey 3-49 (21 LG)

2005 NFL FINAL STANDINGS

American Football Conference

Team	Eastern Division			Pts	Opp
	W	L	T		
New England	10	6	0	379	338
Miami	9	7	0	318	317
Buffalo	5	11	0	271	367
N.Y. Jets	4	12	0	240	355

Team	Northern Division			Pts	Opp
	W	L	T		
Cincinnati	11	5	0	421	350
Pittsburgh	11	5	0	389	258
Baltimore	6	10	0	265	299
Cleveland	6	10	0	232	301

Team	Southern Division			Pts	Opp
	W	L	T		
Indianapolis	14	2	0	439	247
Jacksonville	12	4	0	361	269
Tennessee	4	12	0	299	421
Houston	2	14	0	260	431

Team	Western Division			Pts	Opp
	W	L	T		
Denver	13	3	0	395	258
Kansas City	10	6	0	403	325
San Diego	9	7	0	418	312
Oakland	4	12	0	290	383

National Football Conference

Team	Eastern Division			Pts	Opp
	W	L	T		
N.Y. Giants	11	5	0	422	314
Washington	10	6	0	359	293
Dallas	9	7	0	325	308
Philadelphia	6	10	0	310	388

Team	Northern Division			Pts	Opp
	W	L	T		
Chicago	11	5	0	260	202
Minnesota	9	7	0	306	344
Detroit	5	11	0	254	345
Green Bay	4	12	0	298	344

Team	Southern Division			Pts	Opp
	W	L	T		
Tampa Bay	11	5	0	300	274
Carolina	11	5	0	391	259
Atlanta	8	8	0	351	341
New Orleans	3	13	0	235	398

Team	Western Division			Pts	Opp
	W	L	T		
Seattle	13	3	0	452	271
St. Louis	6	10	0	363	429
Arizona	5	11	0	311	387
San Francisco	4	12	0	239	428

2005 NFL Post-Season Results

Home team in CAPS

AFC Wild Card Playoff Games
 NEW ENGLAND 28, Jacksonville 3
 Pittsburgh 31, CINCINNATI 17

AFC Divisional Playoff Games
 Pittsburgh 21, INDIANAPOLIS 18
 DENVER 27, New England 13

AFC Conference Championship
 DENVER 17, Pittsburgh 34


NFC Wild Card Playoff Games
 Carolina 23, NY GIANTS 0
 Washington 17, TAMPA BAY 10

NFC Divisional Playoff Games
 Carolina 29, CHICAGO 21
SEATTLE 20, Washington 10

NFC Conference Championship
 SEATTLE 34, Carolina 14

Super Bowl XL
 at Ford Field, Detroit, MI
 Pittsburgh (AFC) 21, Seattle (NFC) 10

AFC-NFC Pro Bowl
 at Aloha Stadium, Honolulu, Hawaii
 NFC 23, AFC 17



Records & History

Team Records

GAMES WON

Most Consecutive Games Won

141942-43 (includes playoffs)
 111991
 111983 (includes playoffs)

Most Games Won, Season

141983
 141991
 121986

Most Games Won, Season (Including Playoffs)

171991
 161983
 141997
 141986

Most Consecutive Games, Without Defeat

17 (16 wins, 1 tie)1942-43 (includes playoffs)

GAMES LOST

Most Consecutive Games Lost

171960-61
 81935
 81950

Most Games Lost, Season

131994
 121961
 121993

Most Consecutive Games Without Victory

23 (20 losses, 3 ties)1960-61

SCORING

Most Points, Season

5411983
 4851991
 4431999

Fewest Points, Season

551932
 651935
 1031933

Most Points, Game

72vs Giants11/27/66
 59vs Yanks10/31/48
 56vs Falcons1/10/91

Most Points, Both Teams, Game

113Redskins (72) vs Giants (41)11/27/66*
 95Redskins (47) vs Packers (48)10/17/83
 87Redskins (42) vs Eagles (45)09/28/47
 87Redskins (42) vs Cards (45)11/22/98

Most Points Overcome to Win Game

21vs Cowboys09/28/65
 (trailed 0-21, won 34-31)
 18vs Giants12/02/73
 (trailed 3-21, won 27-24)
 17vs Detroit11/04/90
 (trailed 21-38, won 41-38 in overtime)
 17vs Falcons09/14/03
 (trailed 0-17, won 33-31)

Most Points Overcome to Tie Game

21vs Eagles12/03/67
 (trailed 14-35, tied 35-35)

Most Points, Opponent, Overcome to win Game

24vs Eagles10/27/46
 (led 24-0, lost 24-28)
 21vs Cowboys09/12/99
 (led 35-14, lost 35-41)
 20vs Cowboys09/05/83
 (led 23-3, lost 30-31)
 20vs Eagles09/17/87
 (led 27-7, lost 37-42)

Most Points, One Half

43vs Lions (2nd)11/14/48
 38vs Giants (2nd)11/27/66
 38vs Rams (1st)01/01/84*
 38vs Cardinals (1st)11/09/58
 36vs Cardinals (2nd)11/22/98

Most Points, Both Teams, One Half

65Redskins (38) vs Giants (27)11/27/66
 2nd Half
 55Redskins (13) vs Bears (42)10/26/47
 2nd Half
 52Redskins (28) vs Panthers (24)10/03/99
 1st Half
 52Redskins (14) vs Cardinals (38)10/22/50
 1st Half
 52Redskins (31) vs Eagles (21)10/01/55
 2nd Half

Most Points, One Quarter

35vs Broncos (2nd)01/31/88*
 28vs Eagles (3rd)10/01/55
 28vs Giants (2nd)09/28/75
 28vs Falcons (2nd)11/03/85
 28vs Eagles (2nd)10/03/99
 28vs Cardinals (4th)11/06/83

Most Points, Both Teams, One Quarter

42Redskins (21) vs Eagles (21)11/27/83
 2nd Quarter
 42Redskins (28) vs Eagles (14)10/01/55
 3rd Quarter
 38Redskins (17) vs Falcons (21)09/14/03
 2nd Quarter

Fewest Points, Both Teams, Game

04 Times
 (Last Time vs Giants 10/01/39)

Largest Margin of Victory

45vs Lions09/01/91
44vs Rams01/01/84*
42vs Bears12/15/74
42vs Brooklyn11/21/39

Largest Margin of Defeat

73vs Bears12/08/40*
59vs Browns11/07/54
53vs Giants11/05/61

Most Touchdowns, Season

631983
561991
541999

Fewest Touchdowns, Season

61932
---	-------	-----------

Most Touchdowns, Game

10vs Giants11/27/66*
8vs Falcons11/10/91
8vs Yanks10/31/48

Most Touchdowns, Both Teams, Game

16Redskins (10) vs Giants (6)11/27/66*
12Redskins (6) vs Eagles (6)09/28/47
11Redskins (0) vs Bears (11)12/08/40*
11Redskins (6) vs Packers (5)10/17/93
11Redskins (5) vs Eagles (6)09/17/89

POINTS AFTER TOUCHDOWNS

Most PATs, Season

621983
561991
491999

Most PATs, Game

9vs Giants11/27/66
8vs Falcons11/10/91
8vs Yanks10/31/48

Most PATs, Both Teams, Game

14Redskins (9) vs Giants (5)11/27/66*
----	---------------------------------	----------------

FIELD GOALS

Seasons Leading League, Field Goals

8most recently1992
---	--------------------	-----------

Most Field Goal Attempts, Season

491971*
471983
431991

Fewest Field Goal Attempts, Season

51940
---	-------	-----------

Most Field Goal Attempts, Game

7vs Oilers10/10/71
6, many times(most recently vs Eagles, 12/22/91)	

Most Field Goal Attempts, Both Teams, Game

11Redskins (6) vs Bears (5)11/14/71*
11Redskins (6) vs Giants (5)11/14/76*

Most Field Goals, Season

331983
311991
301990
301992

Fewest Field Goals, Season

01932
01935

Most Field Goals, Game

5, many times(most recently vs Vikings, 10/25/92)	
---------------	---	--

Most Field Goals, Both Teams, Game

8Redskins (5) vs Bears (3)11/14/71
---	--------------------------------	---------------

Most Consecutive Games, Scoring Field Goals

281988-90
----	-------	--------------

SAFETIES

Most Safeties, Season

31989
---	-------	-----------

Most Safeties, Game

1, many times(most recently vs Falcons, 09/14/03)	
---------------	---	--

Most Safeties Allowed, Game

2vs Giants11/05/61
---	----------------	---------------

FIRST DOWNS

Most First Downs, Season

3531983
3391984
3381989
3381999

Fewest First Downs, Season

951935
----	-------	-----------

Most First Downs, Game

39vs Lions (14 rush/25 pass)11/04/90*
35vs Bears (9 rush/22 pass/ 4 pen)1/26/89
33vs Packers (12 rush/21 pass)10/17/83
33vs Browns (9 rush/22 pass/2 pen)11/26/67

Fewest First Downs, Game

4vs Browns (2 rush/1 pass/1 pen)11/07/54
---	--------------------------------------	---------------

Most First Downs, Both Teams, Game

57Redskins (25) vs Cardinals (32)11/10/96
56Redskins (33) vs Packers (23)10/17/83
56Redskins (31) vs Cardinals (25)11/22/98
55Redskins (25) vs Cowboys (30)09/12/99

Fewest First Downs, Both Teams, Game

10Redskins (6) vs Giants (4)12/11/60
----	---------------------------------	---------------

Most First Downs, Rushing, Season

1651983
1541984
1471985

Fewest First Downs, Rushing, Season

551943
551961

Team Records

Fewest First Downs, Rushing, Game

0vs Saints10/28/73
0vs Dolphins10/13/74
0vs Cowboys09/06/81
0vs Giants12/13/97
1(most recently @ NYG, 10/30/05)	

Most First Downs, Rushing, Both Teams, Game

36Redskins (11) vs Eagles (25)12/02/5*
31Redskins (13) vs Lions (18)09/30/51

Most First Downs, Passing, Season

2171989
2021988
1931990

Fewest First Downs, Passing, Season

551961
----	-----------

Most First Downs, Passing, Game

25vs Lions11/04/90
22vs Bears11/26/89
22vs Browns11/26/67

Fewest First Downs, Passing, Game

2vs Cardinals9/19/71
---	-------------------	--------------

Most First Downs, Passing, Both Teams, Game

38Redskins (21) vs Packers (17)10/17/83
34Redskins (11) vs Cardinals (23)11/10/96

Most First Downs, Penalty, Season

341999
312002
291987

Fewest First Downs, Penalty, Season

41944
---	-----------

Most First Downs, Penalty, Game

6vs 49ers11/12/67
6vs Packers10/17/83
6vs Eagles11/26/00
6vs Packers10/20/02

Fewest First Downs, Penalty, Game

0(most recently vs Eagles, 12/27/03)
---	--

Most First Downs, Penalty, Both Teams, Game

12Redskins (4) vs Cowboys (8)12/26/93
10Redskins (6) vs Packers (4)10/20/02

NET YARDS GAINED RUSHING AND PASSING

Most Yards Gained, Season

6,2531989
6,1391983
5,9651999

Fewest Yards Gained, Season

2,0151935
-------	-----------

Most Yards Gained, Game

676vs Lions11/04/90
625vs Yanks10/31/48
602vs Broncos01/31/88*

Fewest Yards Gained, Game

64vs Browns11/07/54
97vs Colts11/26/61

Most Yards Gained, Both Teams, Game

1,045Redskins (504) vs Cowboys (541)09/12/99
1,031Redskins (416) vs Cardinals (615)11/10/96
1,027Redskins (676) vs Lions (351)11/04/90

Fewest Yards Gained, Both Teams, Game

154Redskins (103) vs Giants (51)12/11/60
-----	------------------------------------	---------------

RUSHING

ATTEMPTS

Most Rushing Attempts, Season

6291983
6091979
5881984

Fewest Rushing Attempts, Season

3201943
-----	-----------

Most Rushing Attempts, Game

64vs Rams12/25/51
62vs Packers10/24/48

Most Rushing Attempts, Both Teams, Game

99Redskins (62) vs Packers (37)10/24/48
----	------------------------------------	---------------

Fewest Rushing Attempts, Both Teams, Game

36Redskins (21) vs Lions (15)12/05/99
----	----------------------------------	---------------

YARDS GAINED

Most Yards Gained Rushing, Season

2,6251983
2,5231985
2,3281979

Fewest Yards Gained Rushing, Season

9041944
-----	-----------

Most Yards Gained Rushing, Game

420vs Giants10/08/33
352vs Rams11/25/51
307vs Falcons11/03/85

Fewest Yards Gained Rushing, Game

5vs Bears12/08/40*
10vs Buccaneers12/04/94
14vs Eagles09/28/47

Most Yards Gained Rushing, Both Teams, Game

558Redskins (420) vs Giants (138)10/08/33
531Redskins (255) vs Browns (276)11/15/59

Highest Average Gain, Rushing, Season

4.71959
4.61970
4.41943
4.41945

TOUCHDOWNS

Most Touchdowns, Rushing, Season

301983
271996
231986
231999

Fewest Touchdowns, Rushing, Season

41977
---	-----------

OWNERSHIP
COACHES
PLAYERS
STATISTICS
RECORDS
HISTORY
SIDELINES

Most Touchdowns, Rushing, Game	
6	vs Steelers10/14/34
5	vs Browns10/13/91

PASSING

ATTEMPTS

Most Passes Attempted, Season	
5921988
5811989
5651998

Fewest Passes Attempted, Season	
1131933
1521934

Most Passes Attempted, Game	
63	vs Lions (43 comp)11/04/90
63	vs Raiders (32)10/29/89
60	vs Giants (28)11/23/97

Fewest Passes Attempted, Game	
7, three times	(last time vs Giants, 12/11/60)
10	vs Cowboys10/03/71

Most Pass Attempts, Both Teams, Game	
100	. . .Redskins (40) vs 49ers (60)11/17/86
95	. . .Redskins (36) vs Cardinals (59)11/10/96
94	. . .Redskins (63) vs Raiders (31)10/29/89

COMPLETIONS

Most Passes Completed, Season	
3371989
3271988
3241999

Fewest Passes Completed, Season	
341933
441934

Most Passes Completed, Game	
43	vs Lions11/04/90
37	vs Cardinals12/16/84
35	vs Cardinals10/11/96

Fewest Passes Completed, Game	
0	vs Giants12/11/60

Most Passes Completed, Both Teams, Game	
57	. . .Redskins (20) vs Cardinals (37)12/16/84
56	. . .Redskins (43) vs Lions (13)11/04/90
54	. . .Redskins (17) vs Colts (37)11/07/93

Highest Completion Percentage, Season	
64.0 (253 atts/162 comp)1982
64.0 (228 atts/146 comp)1945
61.9 (444 atts/275 comp)1969

YARDS GAINED

Seasons Leading League, Passing Yardage	
8, most recently1989

Most Net Yards Gained, Passing, Season	
4,3491989
4,1361988
3,9261999

Fewest Net Yards Gained, Passing, Season	
7521935

Most Net Yards Gained, Passing, Game	
501	vs Yanks10/31/48
482	vs Lions11/04/90

Fewest Yards Gained, Passing, Game	
-32	vs Steelers11/27/55
-28	vs Steelers12/07/58

Most Yards Gained, Passing, Both Teams, Game	
849	. . .Redskins (378) vs Vikings (471)11/02/86
821	. . .Redskins (316) vs Giants (505)10/28/62
771	. . .Redskins (368) vs Packers (403)10/17/83

TIMES SACKED

Fewest Times Sacked, Season	
91991
111972
171971

Most Times Sacked, Season	
611998
521977
521985

Most Times Sacked, Game	
9	vs Cardinals10/04/64

TOUCHDOWNS

Most Touchdown Passes, Season	
331988
311967
301991

Fewest Touchdowns Passes, Season	
11933

Most Touchdowns Passes, Game	
6	vs Falcons11/10/91
6	vs Cardinals11/23/47
6	vs Brooklyn10/31/43

Most Touchdowns Passes, Both Teams, Game	
11	. . .Redskins (4) vs Giants (7)10/28/62
9	. . .Redskins (3) vs Rams (6)12/11/49
9	. . .Redskins (5) vs Bears (4)11/09/58

PASSES HAD INTERCEPTED

Fewest Passes Had Intercepted, Season	
9 (253 attempts)1982
10 (228)1945
10 (342)1970

Most Passes Had Intercepted, Season	
341963
321954

Most Passes Had Intercepted, Game	
8	vs Bears12/08/40*
7	vs Steelers12/03/50
7	vs Giants12/08/63
7	vs Eagles12/21/75

Most Passes Had Intercepted, Both Teams, Game	
11	. . .Redskins (7) vs Giants (4)12/08/63

Team Records

PUNTING

Most Seasons Leading League (Average Distance)	
6, most recently	1958
Most Consec. Seasons Leading League (Avg. Dist.)	
4	1940-43*
Most Punts, Season	
103	2004
103	1978
97	1998
Fewest Punts, Season	
33	1945
Most Punts, Game	
14	vs Eagles 11/05/39
12	vs Eagles 10/04/42
Fewest Punts, Game	
0, many times	(last time vs Cardinals, 11/05/00)
Most Punts, Both Teams, Game	
28	Redskins (14) vs Eagles (14) 11/05/39
Fewest Punts, Both Teams, Game	
2	Redskins (1) vs Packers (1) 10/17/83
2	Redskins (1) vs Saints (1) 11/18/90

PUNT RETURNS

Most Punt Returns, Season	
61	1975
57	1977
56	1987
Fewest Punt Returns, Season	
15	1960
Most Punt Returns, Game	
11	vs Buccaneers 10/09/77
10	vs Saints 12/26/82
Most Punt Returns, Both Teams, Game	
16	Redskins (11) vs Buccaneers (5) 10/09/77
15	Redskins (10) vs Saints (5) 12/26/82
Most Yards, Punt Returns, Season	
688	1976
610	1991
Fewest Yards, Punt Returns, Season	
45	1970
Most Yards, Punt Returns, Game	
142	vs Giants 10/11/87
Fewest Yards, Punt Returns, Game	
-28	vs Cowboys 12/11/66*
-10	vs Bills 11/03/96
Most Yards, Punt Returns, Both Teams, Game	
177	Redskins (55) vs Packers (122) 09/24/50
Most Touchdowns, Punt Returns, Season	
3	1941
Most Touchdowns, Punt Returns, Game	
1, many times	(most recently vs Eagles, 09/16/02)
Most Touchdowns, Punt Returns, Both Teams, Game	
2	Redskins (1) vs Eagles (1) 11/09/52*

KICKOFF RETURNS

Seasons Leading League (Average Return)	
8, most recently	1995*
Most Kickoff Returns, Season	
78	2003
74	1988
71	1994
Fewest Kickoff Returns, Season	
23	1942
Most Kickoff Returns, Game	
9	vs Packers 10/17/83
8	vs Saints 09/22/68
Most Kickoff Returns, Both Teams, Game	
19	Redskins (7) vs Giants (12) 11/27/66
17	Redskins (9) vs Packers (8) 10/17/83
Most Yards, Kickoff Returns, Season	
1,685	1994
1,673	1981
1,646	1995
Most Yards, Kickoff Returns, Game	
236	vs Browns 10/15/63
236	vs Eagles 09/28/47
Most Yards, Kickoff Returns, Both Teams, Game	
453	Redskins (236) vs Eagles (217) 09/28/47
401	Redskins (193) vs Packers (208) 10/17/83
Highest Average, Kickoff Returns, Season	
28.2 (61 rets/1720 yds)	1962
Most Touchdowns, Kickoff Returns, Game	
1, many times	(last time vs Cardinals, 12/11/05)

FUMBLES

Fewest Fumbles, Season	
13	1983
14	1990
15	1982
Most Fumbles, Season	
36	1976
35	1980
34	2002
34	1988
Most Fumbles, Game	
8	vs Steelers 11/14/37
8	vs Raiders 10/29/89
7	vs Chargers 09/09/01
Most Fumbles, Both Teams, Game	
13	Redskins (8) vs Steelers (5) 11/14/37
13	Redskins (6) vs Giants (7) 11/05/50
13	Redskins (4) vs Cardinals (9) 10/25/76
Fewest Fumbles Lost, Season	
6	1990
7, many times	(most recently, 1997)
Most Fumbles Lost, Season	
23	1976
21	1988

* NFL Record * Playoffs

Most Fumbles Lost, Game	
5 vs Oilers	10/30/88
Most Fumbles Recovered, Season, Own and Opponents'	
40 (own 18, opponents 22)	1984
35 (own 13, opponents 22)	1976
Fewest Fumbles Recovered, Season, Own and Opponents'	
12 (6 own, 6 opp)	1994
Most Fumbles Recovered, Game, Own and Opponents'	
10 vs Cardinals (2 own, 8 opp)	10/25/76
Most Own Fumbles Recovered, Season	
26	1940
Fewest Own Fumbles Recovered, Season	
2	1958*

TURNOVERS

Fewest Turnovers, Season	
16	1982
18	1996
18	1983
Most Turnovers, Season	
46	1975
46	1988
Fewest Turnovers, Game	
0, many times (most recently @ Rams, 12/04/05)	
Most Turnovers, Game	
10 vs Giants	12/04/38
10 vs Giants	12/08/63
9 vs Bears	12/08/40*
Most Turnovers, Both Teams, Game	
15 Redskins (10) vs Giants (5)	12/08/63

Most Opponents' Touchdowns, Turnovers, Game	
3 vs Bears (3 ints)	12/08/40*
3 vs Giants (2 ints/1 fum)	12/08/63

PENALTIES

Fewest Penalties, Season	
40	1958
Most Penalties, Season	
124	2003
122	1948
117	1978
Fewest Penalties, Game	
0, many times (last time vs Panthers, 11/16/03)	
Most Penalties, Game	
17 vs Giants	09/21/03
17 vs Steelers	10/10/48
16 vs Yanks	11/11/45
16 vs Eagles	11/02/47
16 vs Giants	10/03/48
Most Penalties, Both Teams, Game	
32 Redskins (17) vs Giants (15)	09/21/03
Fewest Yards Penalized, Season	
332	1939
Most Yards Penalized, Season	
1,110	1948
1,045	2004
1,038	2003
Fewest Yards Penalized, Game	
0, many times (last time vs Panthers, 11/16/03)	
Most Yards Penalized, Game	
160 vs Steelers	10/10/48
152 vs Giants	10/13/46
150 vs Eagles	11/24/46



Members of the "70 Greatest" Redskins in team history

Defensive Records

SCORING

Fewest Points Allowed, Season	79	1932
Most Points Allowed, Season	432	1954
	421	1998
Fewest Points Allowed, Game	0, many times (last time vs Eagles, 09/30/91)	
Most Points Allowed, Game	73 vs Bears	12/08/40*
	62 vs Browns	11/07/54
	56 vs Bears	10/26/47
Most Points Allowed, One Half	45 vs Bears (2nd)	12/08/40*
	42 vs Bears (2nd)	10/26/47
	41 vs Bears (1st)	11/28/48
Most Points Allowed, One Quarter	31 vs Bears (2nd)	09/29/85
	28 vs Chiefs (2nd)	09/30/01
	28 vs Cardinals (2nd)	10/22/50
Fewest Touchdowns Allowed, Season	12	1939
Most Touchdowns Allowed, Season	57	1954
	50	1998
Fewest Touchdowns Allowed, Game	0, many times (last time vs Seahawks, 11/03/02)	
Most Touchdowns Allowed, Game	11 vs Bears	12/08/40*
	8 vs Bears	10/26/47

POINTS AFTER TOUCHDOWNS

Fewest PATs Allowed, Season	7	1932
Most PATs Allowed, Season	49	1961
Most PATs Allowed, Game	8 vs Bears	10/26/47
	8 vs Browns	11/07/54

FIELD GOALS

Fewest Field Goals Allowed, Season	2	1943
Most Field Goals Allowed, Season	31	2002
Most Field Goals Allowed, Game	5 vs Steelers	11/27/60
	5 vs Giants	12/17/83
	5 vs Giants	11/14/76

FIRST DOWNS

Fewest First Downs Allowed, Season	82	1937
Most First Downs Allowed, Season	358	1996
Fewest First Downs Allowed, Game	0 vs Giants	09/27/42
	3 vs Packers	11/04/34
	4 vs Eagles	09/30/91
Most First Downs Allowed, Game	33 vs Browns	11/07/54
	32 vs Eagles	09/17/89
	32 vs Eagles	12/02/51
	32 vs Cardinals	11/10/96
Fewest First Downs Allowed, Rushing, Season	46	1982
	52	1942
Most First Downs Allowed, Rushing, Season	149	1969
	146	1996
Fewest First Downs Allowed, Rushing, Game	0 vs Giants	09/27/42
	0 vs Buccaneers	12/04/94
	0 vs Eagles	09/30/91
Most First Downs Allowed, Rushing, Game	25 vs Eagles	12/02/51
	21 vs Bills	11/03/96
Fewest First Downs Allowed, Passing, Season	34	1943
Most First Downs Allowed, Passing, Season	196	1983
	194	1984
	193	1999
Fewest First Downs Allowed, Passing, Game	0 vs Packers	11/04/34
	0 vs Giants	09/28/42
	1 vs Giants	12/19/43*
Most First Downs Allowed, Passing, Game	24 vs Eagles	09/17/89
	24 vs Saints	09/11/94
	23 vs Cardinals	11/10/96
Fewest First Downs Allowed, Penalty, Season	3	1957
Most First Downs Allowed, Penalty, Season	36	1965
	32	1996
Most First Downs Allowed, Penalty, Game	8 vs Cowboys	12/26/93

*NFL Record *Playoffs

NET YARDS GAINED RUSHING AND PASSING

Most Seasons Leading League,	
Fewest Yards Allowed	
5, most recently	1946
Fewest Yards Allowed, Season	
1,950	1943
Most Yards Allowed, Season	
5,723	1996
Fewest Yards Allowed, Game	
51 (1 rush, 50 pass) . . . vs Giants	09/27/42
51 (-1 rush, 52 pass) . . . vs Giants	12/11/60
61 . . . vs Packers	11/04/34
Most Yards Allowed, Game	
625 . . . vs Yanks	10/31/48
615 . . . vs Cardinals	11/10/96
602 . . . vs Giants	10/28/62

RUSHING

ATTEMPTS

Fewest Rushing Attempts Allowed, Season	
348	1991
Most Rushing Attempts Allowed, Season	
625	1978
585	1980
556	1994
Fewest Rushing Attempts Allowed, Game	
8 . . . vs Seahawks	12/23/89
10 . . . vs Lions	01/08/00*
10 . . . vs Dolphins	12/02/90
10 . . . vs Buccaneers	10/22/89
10 . . . vs Bills	11/01/87
Most Rushing Attempts Allowed, Game	
64 . . . vs Steagles	11/28/43
64 . . . vs Eagles	12/02/51
64 . . . vs Packers	12/01/46

YARDS GAINED

Fewest Rushing Yards Allowed, Season	
848	1942
Most Rushing Yards Allowed, Season	
2,536	1978
Fewest Rushing Yards Allowed, Game	
-29 . . . vs Rams	10/11/42
1 . . . vs Buccaneers	10/22/89
Most Rushing Yards Allowed, Game	
382 . . . vs Bears	12/08/40
376 . . . vs Eagles	11/21/48
351 . . . vs Giants	11/29/59

TOUCHDOWNS

Most Rushing Touchdowns Allowed, Game	
5 . . . vs Eagles	10/17/48
5 . . . vs Eagles	10/23/49
5 . . . vs Bills	11/03/96
5 . . . vs Colts	11/02/69

PASSING

ATTEMPTS

Fewest Pass Attempts Allowed, Season	
166	1935
Most Pass Attempts Allowed, Season	
589	1999
Fewest Pass Attempts Allowed, Game	
1 . . . vs Giants	09/27/42
8 . . . vs Cowboys	12/10/00
Most Pass Attempts Allowed, Game	
63 . . . vs Bears	10/31/99
60 . . . vs Eagles	12/01/40
60 . . . vs 49ers	11/17/86

COMPLETIONS

Fewest Pass Completions Allowed, Season	
62	1936
Most Pass Completions Allowed, Game	
338	1995
Fewest Pass Completions Allowed, Game	
0 . . . vs Eagles	10/18/36
1 . . . vs Giants	09/27/42
1 . . . vs Giants	10/01/39
Most Pass Completions Allowed, Game	
37 . . . vs Cardinals	12/16/84
37 . . . vs Colts	11/07/93
36 . . . vs Bears	10/31/99

YARDS ALLOWED

Seasons Leading League, Fewest Yards Allowed	
7 most recently	1985
Fewest Yards Allowed, Passing, Season	
1,026	1943
Most Yards Allowed, Passing, Season	
3,975	1983
Fewest Yards Allowed, Passing, Game	
-12 . . . vs Cardinals	12/21/80
-3 . . . vs Giants	09/27/42
0 . . . vs Eagles	10/18/36
Most Yards Allowed, Passing, Game	
507 . . . vs Cardinals	11/10/96
505 . . . vs Giants	10/28/62
501 . . . vs Yanks	10/31/48

TOUCHDOWNS

Fewest Touchdowns Allowed, Passing, Season	
5	1942
Most Touchdowns Allowed, Passing, Season	
37	1961
Most Touchdowns Allowed, Passing, Game	
7 . . . vs Eagles	10/17/54
7 . . . vs Giants	10/28/62

Defensive Records

SACKS

Most Sacks, Season

66	1984
55	1986
53	1973
53	1987

Fewest Sacks, Season

25	2001
27	2003
28	1994

Most Sacks, Game

10vs Buccaneers	10/09/77
9vs Cardinals	12/21/80
8vs Cowboys	09/23/90
8vs Vikings	01/17/88*

Most Opponents Yards Lost Attempting to Pass, Season

529	1984
424	1987
424	1986

Fewest Opponents Yards Lost Attempting to Pass, Season

135	1995
139	2001

Most Opponents Yards Lost Attempting to Pass, Game

81vs Browns	10/30/60
----	----------------	-------	----------

INTERCEPTIONS BY

Most Passes Intercepted By, Season

34	1966
34	1983
33	1980

Fewest Passes Intercepted By, Season

11	1982
13	1998
13	1959

Most Passes Intercepted By, Game

6vs Chargers	10/31/83
---	------------------	-------	----------

Most Yards Returning Interceptions, Season

598	1973
485	1992
480	1971

Fewest Yards, Returning Interceptions, Season

85	1982
----	-------	------

Most Touchdowns, Returning Interceptions, Season

5	1971
4	1984
4	1973

Most Touchdowns, Returning Interceptions, Game

2vs Yanks	10/31/48
2vs Steelers	12/19/65
2vs Cowboys	11/22/64

Most Touchdowns, Returning Interceptions, Both Teams, Game

3Redskins (0) vs Bears (3)	12/08/40*
---	--------------------------------	-------	-----------

PUNTING

Most Opponents' Punts, Game

14vs Eagles	11/05/39
13vs Packers	11/04/34

PUNT RETURNS

Fewest Opponents' Punt Returns, Season

7	1962*
---	-------	-------

Fewest Yards Allowed, Punt Returns, Season

34	1962
----	-------	------

Fewest Yards Allowed, Punt Returns, Game

-16vs Cowboys	09/09/91
-2vs Seahawks	09/19/76

Most Touchdowns Allowed, Punt Returns, Season

3	1952
---	-------	------

KICKOFF RETURNS

Most Opponents' Kickoff Returns, Season

91	1983
----	-------	------

Most Opponents' Kickoff Returns, Game

12vs Giants	11/27/66
----	----------------	-------	----------

FUMBLES

Most Opponents' Fumbles, Season

46	1983
----	-------	------

Fewest Opponents' Fumbles, Season

17	1998
----	-------	------

Most Opponents' Fumbles, Game

9vs Cardinals	10/25/76
---	-------------------	-------	----------

Most Opponents' Fumbles Recovered, Season

27	1983
----	-------	------

Fewest Opponents' Fumbles Recovered, Season

6	1994
8	1988
8	1998

Most Opponents' Fumbles Recovered, Game

8vs Cardinals	10/25/76
6vs Eagles	11/06/55

Most Touchdown Returns, Fumbles Recovered, Game

2vs Chargers	09/16/73
2vs Vikings	11/29/84

* NFL Record *Playoffs

TURNOVERS

Most Opponents Turnovers, Season	
61	1983
Fewest Opponents Turnovers, Season	
21	1998
Most Opponents Turnovers, Game	
10	10/25/76
8	10/31/83
7	11/07/71
7	09/16/73
7	09/19/71

Most Defensive Touchdowns, Game	
3	12/19/65
2	11/22/64
2	11/29/36
2	10/31/48
2	11/27/66
2	11/05/72
2	09/16/73
2	09/06/83
2	11/29/84
Most Defensive Touchdowns, Allowed, Game	
3	12/08/40*
3	12/08/63
Highest Turnover/Takeaway Ratio, Season	
+43	1983*

Individual Records

SERVICE

Most Seasons	
20	1983-2002
16	1937-52
16	1979-94
Most Games Played, Career	
295	1983-2002
216	1979-94
205	1980-93
Most Consecutive Games Played, Career	
196	1964-77
170	1974-86
163	1974-85
Most Consecutive Games Started, Career	
192	1964-77

Most Seasons, 100 or More Points	
4	1989-92
3	1979, 1983-84
2	1971, 1973
2	1999, 2001
Most Points, Game	
24	12/17/61
24	12/16/73
20	09/25/38
Most Consecutive Games Scoring	
92	1988-93
91	1980-86
70	1974-78

SCORING

Most Seasons Leading Team (all consecutive)	
12	1974-85
7	1988-94
5	1969-73

TOUCHDOWNS

Most Seasons Leading Team	
5	1949-50, 52-54
5	1979, 1981, 83-85
4	1938-39, 1942-43
4	1962-65
4	1964-67
4	1971-74
4	1986-87, 89-90
4	1999-2002
Most Consecutive Seasons Leading Team	
4	1962-65
4	1964-67
4	1971-74
4	1999-02
Most Touchdowns, Career	
90	1964-77
85	1976-79, 1981-85
65	1980-93
Most Touchdowns, Season	
24	1983
21	1996
18	1986

POINTS

Most Points, Career	
1,206	1974-86
787	1988-94
540	1964-77
Most Points, Season	
161	1983
149	1991
144	1983
Most Points, No Touchdowns, Season	
161	1983*
149	1991
131	1990

Individual Records

Most Touchdowns, Game

4 Dick James vs Cowboys12/17/61
4 Larry Brown vs Eagles12/16/73
3 many times (last time by Stephen Davis vs Rams,11/24/2002)

Most Consecutive Games Scoring Touchdowns

13 John Riggins1982-83
13 George Rogers1985-86

POINTS AFTER TOUCHDOWN

Most PATs Attempted, Career

442 Mark Moseley1974-86
267 Chip Lohmiller1988-94
175 Curt Knight1969-73

Most PATs Attempted, Season

63 Mark Moseley1983
56 Chip Lohmiller1991
51 Mark Moseley1984

Most PATs Attempted, Game

10 Charlie Gogolak vs Giants11/27/66*
----	---------------------------------	----------------

Most PATs, Career

417 Mark Moseley1974-86
262 Chip Lohmiller1988-94
172 Curt Knight1969-73

Most PATs, Season

62 Mark Moseley1983
56 Chip Lohmiller1991
49 Brett Conway1999

Most PATs, Game

9 Charlie Gogolak vs Giants11/27/66*
8 Chip Lohmiller vs Falcons11/10/91
8 Dick Poillon vs Yanks10/31/48

Most Consecutive PATs

213 Chip Lohmiller1988-94
-----	----------------------	--------------

FIELD GOALS

Most Seasons Leading League

4 Mark Moseley1976-77, 79, 1982
---	--------------------	------------------------

Most Consecutive Seasons Leading League

2 Mark Moseley1976-77
---	--------------------	--------------

Most Seasons Leading Team (all consecutive)

12 Mark Moseley1974-85
7 Chip Lohmiller1988-94
5 Curt Knight1969-73

Most Field Goals Attempted, Career

397 Mark Moseley1974-86
245 Chip Lohmiller1988-94
175 Curt Knight1969-73

Most Field Goals Attempted, Season

49 Curt Knight1971
47 Mark Moseley1983
43 Chip Lohmiller1991

Most Field Goals Attempted, Game

7 Curt Knight vs Oilers10/10/71
6 Curt Knight vs Bears11/14/71
6 Mark Moseley vs Saints10/26/80
6 Chip Lohmiller vs Eagles10/21/90
6 Chip Lohmiller vs Eagles12/22/91
6 Brett Conway vs Giants11/21/99

Most Field Goals, Career

263 Mark Moseley1974-86
175 Chip Lohmiller1988-94
101 Curt Knight1969-73

Most Field Goals, Season

33 Mark Moseley1983
31 Chip Lohmiller1991
30 Chip Lohmiller1990
30 Chip Lohmiller1992

Most Field Goals, Game

5 Curt Knight vs Oilers10/10/71
5 Curt Knight vs Bear11/14/71
5 Curt Knight vs Colts11/18/73
5 Mark Moseley vs Saints10/26/80
5 Chip Lohmiller vs Bills12/30/90
5 Chip Lohmiller vs Eagles12/22/91
5 Chip Lohmiller vs Vikings10/25/92

Most Field Goals, One Quarter

4 Curt Knight vs Giants (2nd)11/15/70
---	-----------------------------------	---------------

Most Consecutive Games Scoring Field Goals

28 Chip Lohmiller1988-90
15 Mark Moseley1976-77

Most Consecutive Field Goals

23 Mark Moseley1981-82
14 Chip Lohmiller1990-91
11 Curt Knight1969-70

Longest Field Goal

57 Steve Cox vs Seahawks09/28/86
56 Chip Lohmiller vs Colts12/22/90
55 Steve Cox vs Eagles09/07/86
55 Chip Lohmiller vs Cowboys09/23/90
55 Brett Conway vs Giants10/07/01

Highest Field Goal Percentage, Career

(min 100 field goals)

71.4 Chip Lohmiller (175/245)1988-94
66.2 Mark Moseley (263/397)1974-86
57.7 Curt Knight (101/175)1969-73

Highest Field Goal Percentage, Season

(min 20 field goals)

95.2 Mark Moseley (20/21)1982
81.2 Scott Blanton (26/32)1996
78.8 Brett Conway (26/33)2001

Highest Field Goal Percentage, Game

(min 5 field goals)

100 Curt Knight vs Colts11/18/73 (5-5)
100 Chip Lohmiller vs Bills12/30/90 (5-5)
100 Chip Lohmiller vs Vikings10/25/92 (5-5)

• NFL Record *Playoffs



OWNERSHIP
COACHES
PLAYERS
STATISTICS
RECORDS
HISTORY
SIDELINES

Most Field Goals, 50 or More Yards, Career

12	Mark Moseley	1974-86
9	Chip Lohmiller	1988-94
5	Brett Conway	1998-2002

Most Field Goals, 50 or More Yards, Season

4	Mark Moseley	1977
3	Chip Lohmiller	1990
3	Brett Conway	1999

RUSHING

Most Seasons Leading Team

6	Larry Brown	1969-74
5	John Riggins	1978-79, 1982-84
4	Cliff Battles	1932, 1934, 1936-37
4	Andy Farkas	1938-39, 1942-43
4	Terry Allen	1995-98
4	Stephen Davis	1999-2002

Most Consecutive Seasons Leading Team

6	Larry Brown	1969-74
4	Terry Allen	1995-98
4	Stephen Davis	1999-2002

ATTEMPTS

Most Attempts, Career

1,988	John Riggins	1976-79, 1981-85
1,530	Larry Brown	1969-76
1,383	Stephen Davis	1996-2002

Most Attempts, Season

375	John Riggins	1983
356	Stephen Davis	2001
352	Clinton Portis	2005
347	Terry Allen	1996

Most Attempts, Game

45	Jamie Morris vs Bengals	12/17/88 (OT)*
39	Earnest Byner vs Patriots	12/15/90
38	Stephen Davis vs Cardinals	01/06/2002
36	Clinton Portis @ Chicago	10/17/04

YARDS GAINED

Most Yards Gained, Career

7,472	John Riggins	1976-79, 1981-85
5,875	Larry Brown	1969-76
5,790	Stephen Davis	1996-2002

Most Seasons, 1,000 or More Yards Rushing

4	John Riggins	1978-79, 1983-84
3	Stephen Davis	1999-2001

Most Consecutive Seasons, 1,000 or More Yards Rushing

3	Stephen Davis	1999-2001
2	John Riggins	1978-79
2	John Riggins	1983-84
2	George Rogers	1985-86
2	Earnest Byner	1990-91
2	Terry Allen	1995-96

Most Yards Gained, Season

1,516	Clinton Portis	2005
1,432	Stephen Davis	2001
1,405	Stephen Davis	1999
1,353	Terry Allen	1996

Most Yards Gained, Game

221	Gerald Riggs vs Eagles	09/17/89
215	Cliff Battles vs NYG	10/08/33
206	George Rogers vs Cardinals	12/21/85
204	Timmy Smith vs Broncos	01/31/88*

Most Games, 100 or More Yards Rushing, Career (Reg Season)

19	John Riggins	1976-79, 81-85
19	Larry Brown	1969-76
18	Stephen Davis	1996-2002

Most Games, 100 or More Yards Rushing, Season (Reg Season)

9	Clinton Portis	2005
7	Rob Goode	1951
6	Larry Brown	1970
6	Larry Brown	1972
6	Stephen Davis	1999
6	Stephen Davis	2001

Most Consecutive Games, 100 or More Yards Rushing

5	Rob Goode	1951
---	-------	-----------	-------	------

Longest Run From Scrimmage (all TDS)

88	Billy Wells vs Cardinals	11/21/54
85	Reggie Brooks vs Eagle	09/19/93
80	Rob Goode vs Packers	09/24/50

AVERAGE GAIN

Highest Average Gain, Career (min 250 atts)

5.1	Joe Theismann	1974-85
4.8	Charlie Justice	1950, 52-54
4.6	Joe Washington	1981-84

Highest Average Gain, Season (min 100 atts)

54.2	Frank Atkins (147-797)	1945
54.1	Don Bosseler (119-644)	1959
53.6	Charlie Justice (115-616)	1953

Highest Average Gain, Game (10 attempts)

11.9	Stephen Davis (12-143) vs Bears	10/31/99
10.5	J Okszewski (18-190) vs Browns	11/15/59
10.3	Keith Griffin (16-164) vs Falcons	11/03/85

TOUCHDOWNS

Most Seasons Leading Team

7	John Riggins	1978-79, 81-85
4	Larry Brown	1970-73
4	Stephen Davis	1999-2002

Most Consecutive Seasons Leading Team

5	John Riggins	1981-85
4	Larry Brown	1970-73
4	Stephen Davis	1999-2002

Individual Records

Most Touchdowns, Career

79	John Riggins	1976-79, 81-85
45	Stephen Davis	1996-2002
37	Terry Allen	1995-98

Most Touchdowns, Season

24	John Riggins	1983
21	Terry Allen	1996
18	George Rogers	1986

Most Touchdowns, Game

3	Cliff Battles vs Giants	10/17/37
3	Andy Farkas vs Rams	09/25/38
3	Andy Farkas vs Dodgers	11/12/39
3	Andy Farkas vs Bears	12/19/43*
3	Don Bosseler vs Eagles	12/08/57
3	Dick James vs Cowboys	12/17/61
3	Ray McDonald vs Saints	09/24/67
3	John Riggins vs Cardinals	10/09/83
3	Reggie Evans vs Lions	10/23/83
3	John Riggins vs Rams	01/01/84*
3	Otis Wonsley vs Lions	11/11/84
3	John Riggins vs Lions	10/13/85
3	Earnest Byner vs Dolphins	12/02/90
3	Gerald Riggs vs Bengals	09/22/91
3	Terry Allen vs Giants	10/20/96
3	Terry Allen vs Colts	10/27/96
3	Skip Hicks vs Eagles	11/15/98
3	Stephen Davis vs Giants	09/19/99
3	Stephen Davis vs Jets	09/26/99
3	Stephen Davis vs Rams	11/24/02
3	Clinton Portis vs 49ers	10/24/05

Most Consecutive Games Rushing for Touchdowns

13	John Riggins	1982-83*
13	George Rogers	1985-86*
10	Terry Allen	1995-96

PASSING

Most Seasons Leading League

6	Sammy Baugh	1937, 40, 43, 45, 47, 49*
2	Sonny Jurgensen	1967, 69

Most Seasons Leading Team

14	Sammy Baugh	1937-43, 45-51
8	Sonny Jurgensen	1964-70, 74
8	Joe Theismann	1978-85

Most Consecutive Seasons Leading Team

8	Joe Theismann	1978-85
7	Sammy Baugh	1937-43
7	Sammy Baugh	1945-51
7	Sonny Jurgensen	1964-70

PASSER RATING

Highest Passer Rating, Career

85.0	Sonny Jurgensen	1964-74
80.2	Mark Rypien	1987-93
77.4	Joe Theismann	1974-85

Highest Passer Rating, Season

109.9	Sammy Baugh	1945
97.9	Mark Rypien	1991
97.0	Joe Theismann	1983

ATTEMPTS

Most Seasons Leading League

4	Sammy Baugh	1937, 43, 47-48
3	Sonny Jurgensen	1966-67, 69

Most Passes Attempted, Career

3,602	Joe Theismann	1974-85
3,155	Sonny Jurgensen	1964-74
2,995	Sammy Baugh	1937-52

Most Passes Attempted, Season

541	Jay Schroeder	1986
519	Brad Johnson	1999
509	Trent Green	1998

Most Passes Attempted, Game

58	Jay Schroeder vs 49ers	12/01/85
54	Trent Green vs Cardinals	11/22/98
54	Mark Rypien vs Cowboys	11/22/90

COMPLETIONS

Most Seasons Leading League

5	Sammy Baugh	1937, 43, 45, 47-48
3	Sonny Jurgensen	1966-67, 69

Most Passes Completed, Career

2,044	Joe Theismann	1974-85
1,831	Sonny Jurgensen	1964-74
1,693	Sammy Baugh	1937-52

Most Passes Completed, Season

316	Brad Johnson	1999
293	Joe Theismann	1981
288	Sonny Jurgensen	1967

Most Passes Completed, Game

32	Sonny Jurgensen vs Browns	11/26/67
32	John Friesz vs Giants	09/18/94
32	Brad Johnson vs 49ers	12/26/99

COMPLETION PERCENTAGE

Most Seasons Leading League

7	Sammy Baugh	1940, 42-43, 45, 47-49
---	-------------	------------------------

Highest Completion Percentage, Career

(min 1,000 atts)

58.2	Sonny Jurgensen	1964-74
56.7	Joe Theismann	1974-85
56.5	Sammy Baugh	1937-52

Highest Completion Percentage, Season

(min 150 atts)

70.3	Sammy Baugh (128-182)	1945
64.1	Sonny Jurgensen (107-167)	1974
63.9	Joe Theismann (161-252)	1982
62.1	Patrick Ramsey (169-272)	2004

Highest Completion Percentage, Game (min 15 atts)

87.5	Sammy Baugh vs Steelers (14-16)	11/03/40
------	---------------------------------	----------

*NFL Record *Playoffs

YARDS GAINED

Most Seasons Leading League

4 Sammy Baugh 1937, 40, 47-48
3 Sonny Jurgensen 1966-67, 69

Most Yards Gained, Career

25,206 Joe Theismann 1974-85
22,585 Sonny Jurgensen 1964-74
21,886 Sammy Baugh 1937-52

Most Yards Gained, Season

4,109 Jay Schroeder 1986
4,005 Brad Johnson 1999
3,768 Mark Rypien 1989

Most Yards Gained, Game

471 Brad Johnson vs 49ers 12/26/99
446 Sammy Baugh vs Yanks 10/31/48
442 Mark Rypien vs Falcons 11/10/91

Most Games, 300 or More Yards Passing, Career

15 Sonny Jurgensen 1964-74
14 Joe Theismann 1974-85
10 Mark Rypien 1987-93

Most Games, 300 or More Yards Passing, Season

5 Sonny Jurgensen 1967
5 Jay Schroeder 1986
5 Mark Rypien 1989

Most Consecutive Games, 300 or More Yards Passing, Season

3 Sonny Jurgensen 1967
---	-----------------------	------------

Longest Pass Completion (all TDs)

99 Frank Filchock (to Farkas) vs Steelers 10/15/39*
99 George Izo (to Mitchell) vs Browns 09/15/63*
99 Sonny Jurgensen (to Allen) vs Bears 09/15/68*

AVERAGE GAIN

Highest Average Gain, Career (1,000 atts)

7.321 Jay Schroeder 1984-87
7.308 Eddie LeBaron 1952-53, 55-59
7.307 Sammy Baugh 1937-52

Highest Average Gain, Season (150 atts)

9.17 Sammy Baugh 1945
9.03 Eddie LeBaron 1957
8.47 Mark Rypien 1991

Highest Average Gain, Game (20 attempts)

18.58 Sammy Baugh vs Yanks 10/31/48*
-------	----------------------------	-----------------

(24 atts-446 yards)

TOUCHDOWNS

Most Seasons Leading League

2 Frank Filchock 1939, 44
2 Sammy Baugh 1940, 47

Most Seasons Leading Team

13 Sammy Baugh 1937-38, 40-43, 45-51
8 Sonny Jurgensen 1964-70, 74
8 Joe Theismann 1978-85

Most Consecutive Seasons Leading Team

8 Joe Theismann 1978-85
7 Sammy Baugh 1945-51

7 Sonny Jurgensen 1964-70
---	-----------------------	---------------

Most Touchdown Passes, Career

187 Sammy Baugh 1937-52
179 Sonny Jurgensen 1964-74
160 Joe Theismann 1974-85

Most Touchdown Passes, Season

31 Sonny Jurgensen 1967
29 Joe Theismann 1983
28 Sonny Jurgensen 1966
28 Mark Rypien 1991

Most Touchdown Passes, Game

6 Sammy Baugh vs Dodgers 10/31/43
6 Sammy Baugh vs Cardinals 11/23/47
6 Mark Rypien vs Falcons 11/10/91

Most Consecutive Games, Touchdown Passes

23 Sonny Jurgensen 1966-68
15 Joe Theismann 1982-83

HAD INTERCEPTED

Most Consecutive Passes Attempted, None Intercepted

162 Joe Theismann 1983
146 Brad Johnson 1999

Most Passes Had Intercepted, Career

203 Sammy Baugh 1937-52
138 Joe Theismann 1974-85
116 Sonny Jurgensen 1964-74

Most Passes Had Intercepted, Season

27 Norm Snead 1963
23 Sammy Baugh 1948
22 Norm Snead 1961
22 Norm Snead 1962
22 Jay Schroeder 1986

Most Passes Had Intercepted, Game

6 Sammy Baugh vs Giants 11/11/51
6 Jay Schroeder vs Giants 12/07/86

Most Attempts, No Interceptions, Game

50 Doug Williams vs Giants 09/05/88
----	-------------------------------	----------------

LOWEST PERCENTAGE, PASSES HAD INTERCEPTED

Most Seasons Leading League, Lowest Percentage, Passes Had Intercepted

5 Sammy Baugh 1940, 42, 44-45, 47
---	-------------------	---------------------------

Lowest Percentage, Passes Had Intercepted, Career (min 1,000 atts)

3.3 Mark Rypien 1987-93
3.6 Jay Schroeder 1984-87
3.8 Joe Theismann 1974-85

Lowest Percentage, Passes Had Intercepted, Season (min 150 atts)

2.16 Trent Green (11-509) 1998
2.19 Sammy Baugh (4-182) 1945
2.34 Gus Frerotte (11-470) 1996

Individual Records

TIMES SACKED

Most Times Sacked, Career
338 Joe Theismann1974-85
Most Times Sacked, Season
49Trent Green1998
48 Joe Theismann1984
Most Times Sacked, Game
8 Joe Theismann vs Cowboys12/09/84

RECEIVING

Most Seasons Leading League
2 Charley Taylor1966-67
Most Seasons Leading Team
8 Charley Taylor1966-69, 72-75
6 Hugh Taylor1949-54
6 Art Monk1980, 82, 84-85, 89,91
Most Consecutive Seasons Leading Team
6 Hugh Taylor1949-54
4 Bobby Mitchell1962-65
4 Charley Taylor1966-69
4 Charley Taylor1972-75
Most Pass Receptions, Career
888 Art Monk1980-93
649 Charley Taylor1964-77
549 Gary Clark1985-92
Most Seasons, 50 or More Pass Receptions
9 Art Monk1980-81, 84-86, 88-91
7 Charley Taylor 1964, 66-67, 69, 73-75
6 Bobby Mitchell1962-67
Most Pass Receptions, Season
106 Art Monk1984
91 Art Monk1985
90 Laveranues Coles2004
Most Pass Receptions, Game
13 Art Monk vs Lions (168 yds)11/04/90
13 Art Monk vs Bengals (230 yds)12/15/85
13 Kelvin Bryant vs Giants (130 yds)12/07/86
Most Consecutive Games, Pass Receptions
164 Art Monk1983-93

YARDS GAINED

Most Yards Gained, Career
12,026 Art Monk1980-93
9,110 Charley Taylor1964-77
8,742 Gary Clark1985-92
Most Seasons, 1,000 or More Yards, Pass Receiving
5 Art Monk1984-86, 89, 91
5 Gary Clark1986-87, 89-91
3 Henry Ellard1994-96
Most Yards Gained, Season
1,483 Santana Moss2005
1,436 Bobby Mitchell1963
1,397 Henry Ellard1994

Most Yards Gained, Game

255 Anthony Allen vs Cardinals (7 rec)10/04/87
241 Gary Clark vs Giants (11)10/27/86
230 Art Monk vs Bengals (13)12/15/85

Most Games, 100 or More Yards

Pass Receiving, Career

36 Art Monk1980-93
28 Gary Clark1985-92
23 Bobby Mitchell1962-68
23 Charley Taylor1964-77

Most Games, 100 or More Yards

Pass Receiving, Season

7 Bobby Mitchell1962
6 Bobby Mitchell1963
6 Art Monk1984
6 Art Monk1985

Most Consecutive Games, 100 or More Yards Pass

Receiving

3 Art Monk (wks 9-11)1985
3 Art Monk (wks 13-15)1985

Longest Pass Reception (all TDS)

99 Andy Farkas (from Filchock) vs Steelers10/15/39*
99 Bobby Mitchell (from Izo) vs Browns09/15/63*
99 Gerry Allen (from Jurgensen) vs Bears09/15/68*

Highest Average Gain, Career (min 200 receptions)

19.24 Hugh Taylor1947-54
18.19 Henry Ellard1994-98.
1652 Bobby Mitchell1962-68

Highest Average Gain, Season (min 24 receptions)

23.44 Hugh Taylor1952
21.56 Charlie Brown1982
21.36 Hugh Taylor1950

Highest Average Gain, Game (min 3 receptions)

50.75 Gary Clark vs Falcons (4/208)11/10/91
49.33 Charley Taylor vs Rams (3/148)10/22/67
48.33 Andy Farkas vs Cardinals (3/145)11/19/39

TOUCHDOWNS

Most Seasons Leading Team

8 Charley Taylor1966-69, 71-74
7 Hugh Taylor1947, 49-54
7 Gary Clark1985-87, 89-92

Most Consecutive Seasons Leading Team

6 Hugh Taylor1949-54
4 Bobby Mitchell1962-65
4 Charley Taylor1966-69
4 Charley Taylor1971-74
4 Gary Clark1989-92

Most Touchdowns, Career

79 Charley Taylor1964-77
65 Art Monk1980-93
60 Jerry Smith1965-77

Most Touchdowns, Season

12 Hugh Taylor1952
12 Charley Taylor1966
12 Jerry Smith1967
12 Ricky Sanders1988

*NFL Record *Playoffs

OWNERSHIP
COACHES
PLAYERS
STATISTICS
RECORDS
HISTORY
SIDELINES

Most Touchdowns, Game

3Hugh Taylor vs Eagles09/28/47
3Hal Crisler vs Bulldogs10/16/49
3Hugh Taylor vs Colts09/17/50
3Hugh Taylor vs Cardinals10/22/50
3Hugh Taylor vs Giants12/07/52
3Hugh Taylor vs Cardinals12/12/54
3Jerry Smith vs Rams10/22/67
3Pat Richter vs Bears09/15/68
3Jerry Smith vs Cowboys11/16/69
3Larry Brown vs Eagles12/16/73
3Alvin Garrett vs Lions01/08/83*
3Art Monk vs Colts10/07/84
3Anthony Allen vs Cardinals10/04/87
3Gary Clark vs Falcons11/10/91
3Michael Westbrook vs Cardinals11/22/98
3Albert Connell vs Jaguars10/22/00

YARDS FROM SCRIMMAGE (Rushing and Receiving)

Most Scrimmage Yards, Career

12,358Art Monk1980-93
10,628Charley Taylor1964-77
8,796Gary Clark1985-92

Most Scrimmage Yards, Season

1,689Larry Brown1972
1,637Stephen Davis2001
1,631Stephen Davis2000

Most Scrimmage Yards, Game

257Larry Brown vs Eagles	12/16/73
255Anthony Allen vs Cardinals	10/04/87
241Gary Clark vs Giants	10/27/86

INTERCEPTIONS BY

Most Seasons Leading Team

3Sammy Baugh1942-43, 45
3Norb Hecker1955-57
3Paul Krause1964-65, 67
3Brig Owens1966, 68, 70
3Ken Houston1973, 75, 77
3Vernon Dean1982, 84-85
3Darrell Green1986, 91, 98
3Tom Carter1993, 95-96
3Fred Smoot2001-03

Most Consecutive Seasons Leading Team

3Norb Hecker1955-57
3Fred Smoot2001-03

Most Interceptions By, Career

54Darrell Green1983-2002
36Brig Owens1966-72
31Sammy Baugh1937-52

Most Interceptions By, Season

13Dan Sandifer1948
12Paul Krause1964
11Sammy Baugh1943

Most Interceptions By, Game

4Sammy Baugh vs Lions11/14/43*
4Dan Sandifer vs Yanks10/31/48*

Most Consecutive Games, Passes Intercepted By

7Paul Krause1964
6Lemar Parrish1978-79
6Barry Wilburn1987

YARDS GAINED

Most Yards Gained, Career

686Brig Owens1966-72
631Darrell Green1983-2002
491Sammy Baugh1937-52

Most Yards Gained, Season

258Dan Sandifer1948
168George Cheverko1948
165Brig Owens1966

Longest Return (All TDs)

100Barry Wilburn vs Vikings12/26/87
93Dick Poillon vs Eagles11/21/48
92Andre Collins vs Buccaneers12/04/94

TOUCHDOWNS

Most Touchdowns, Career

6Darrell Green1983-2002
3Brig Owens1966-77
3Mike Bass1969-75
3Andre Collins1990-94

Most Touchdowns, Season

2Dan Sandifer1948
2Dale Hackbart1961
2Vernon Dean1984
2Andre Collins1994

Most Touchdowns, Game

2Dan Sandifer vs Yanks10/31/48*
---	----------------------------	----------------

PUNTING

Most Seasons Leading League

4Sammy Baugh1940-43*
---	------------------	---------------

Most Seasons Leading Team (all consecutive)

12Mike Bragg1968-79
9Sammy Baugh1939-47
5Pat Richter1963-67
5Matt Turk1995-99

PUNTS

Most Punts, Career

896Mike Bragg1968-79
388Matt Turk1995-99
338Sammy Baugh1937-52
338Pat Richter1963-70

Most Punts, Season

104Tom Tupa2004
103Mike Bragg1978
93Matt Turk1998



Individual Records

Most Punts, Game

14Sammy Baugh vs Eagles11/05/39

Longest Punt

85Sammy Baugh vs Eagles12/01/40
81Sammy Baugh vs Lions11/14/43
77Steve Cox vs Bills11/01/87

AVERAGE YARDAGE

Highest Average, Punting, Career (min 300 punts)

45.10Sammy Baugh1937-52
43.77Matt Turk1995-99
41.96Pat Richter1963-70

Highest Average, Punting, Season (min 30 punts)

51.40Sammy Baugh1940*
48.73Sammy Baugh1941
46.59Sammy Baugh1942

Highest Average, Punting, Game (min 4 punts)

59.40Sammy Baugh vs Lions (5-297)10/27/40

PUNT RETURNS

Most Seasons Leading Team (all consecutive)

9Brian Mitchell1991-99
6Rickie Harris1965-70
5Dick James1959-63
5Mike Nelms1980-84

Most Punt Returns, Career

317Brian Mitchell1990-99
212Mike Nelms1980-84
119Rickie Harris1965-70

Most Punt Returns, Season

57Eddie Brown1977
53Larry Jones1975
49Mike Nelms1984

Most Punt Returns, Game

11Eddie Brown vs Buccaneers10/09/77*
10Mike Nelms vs Saints12/26/82
9Mike Nelms vs Cardinals12/21/80

FAIR CATCHES

Most Fair Catches, Career

151Brian Mitchell1990-99

Most Fair Catches, Season

24Brian Mitchell1994
23Brian Mitchell1997
21Brian Mitchell1991

YARDS GAINED

Most Yards Gained, Career

3,476Brian Mitchell1990-99
1,948Mike Nelms1980-84
1,150Eddie Brown1975-77

Most Yards Gained, Season

646Eddie Brown1976
600Brian Mitchell1991
506Brian Mitchell1998

Longest Punt Return (All TDS)

96Bill Dudley vs Steelers12/03/50
90Jacquez Green vs Eagles09/16/02
89Eric Metcalf vs Giants10/28/01

AVERAGE YARDAGE

Highest Average, Career (min 40 returns)

13.20Dick Todd1939-48
12.81John Williams1952-53
12.11Andy Farkas1938-44

Highest Average, Season (min 20 returns)

15.25John Williams1952
14.12Brian Mitchell1994
13.46Eddie Brown1976

TOUCHDOWNS

Most Touchdowns, Career

7Brian Mitchell1990-99
3Dick Todd1939-44
3Rickie Harris1965-70
3Mike Nelms1980-84

Most Touchdowns, Season

2John Williams1952
2Bert Zagers1957
2Mike Nelms1981
2Brian Mitchell1991
2Brian Mitchell1994

KICKOFF RETURNS

Most Seasons Leading Team

9Brian Mitchell1991-99
5Dick James1959-63
5Mike Nelms1980-84

Most Kickoff Returns, Career

421Brian Mitchell1990-99
174Mike Nelms1980-84
155Dick James1956-63

Most Kickoff Returns, Season

59Brian Mitchell1998
58Brian Mitchell1994
56Brian Mitchell1996

Most Kickoff Returns, Game

8Terry Metcalf vs Cardinals09/20/81

YARDS GAINED

Most Yards Gained, Career

9,586Brian Mitchell1990-99
4,128Mike Nelms1980-84
3,949Dick James1956-63

* NFL Record * Playoffs

Most Yards Gained, Season

1,478	Brian Mitchell	1994
1,408	Brian Mitchell	1995
1,337	Brian Mitchell	1998

Longest Kickoff Return (All TDS)

102	Larry Jones vs Eagles	11/24/74
101	Brian Mitchell vs Chargers	12/06/98
99	Dale Atkeson vs Eagles	10/17/54
99	Tony Green vs Cardinals	09/17/78
99	Joe Johnson vs Raiders	10/29/89

AVERAGE YARDAGE

Highest Average, Career (min 40 returns)

28.50	Bobby Mitchell	1962-68
27.87	Herb Mul-key	1972-74
25.98	Joe Scudero	1954-58

Highest Average, Season (min 20 returns)

29.70	Mike Nelms	1981
29.38	Dick James	1961
29.22	Larry Jones	1974

TOUCHDOWNS

Most Touchdowns, Career

2	Eddie Saenz	1946-51
2	Brian Mitchell	1990-99

Most Touchdowns, Season

2	Eddie Saenz	1947
---	-------	-------------	-------	------

COMBINED KICK RETURNS

Most Combined Kick Returns, Career

738	Brian Mitchell	1990-99
386	Mike Nelms	1980-84
253	Dick James	1956-63

Most Combined Kick Returns, Season

103	Brian Mitchell	1998
100	Larry Jones	1975
91	Eddie Brown	1977
91	Mike Nelms	1984

Most Combined Kick Returns, Game

12	Larry Jones vs Cowboys (p-6/ k-6)	12/13/75
12	Eddie Brown vs Buccaneers (11/1)	10/09/77
11	Larry Jones vs Raiders (6/5)	11/23/75

YARDS GAINED

Most Yards Returned, Career

13,062	Brian Mitchell	1990-99
6,076	Mike Nelms	1980-84
4,743	Dick James	1956-63

Most Yards Returned, Season

1,930	Brian Mitchell	1994
1,843	Brian Mitchell	1998
1,723	Brian Mitchell	1995

TOUCHDOWNS

Most Touchdowns, Career

9	Brian Mitchell	1990-99
3	Dick Todd	1939-48
3	Rickie Harris	1965-70

Most Touchdowns, Season

2	Eddie Saenz	1947
2	John Williams	1952
2	Bert Zagers	1957
2	Tony Green	1978
2	Mike Nelms	1981
2	Brian Mitchell	1991
2	Brian Mitchell	1994

FUMBLES

Most Fumbles, Career

47	Sammy Baugh	1937-52
42	Joe Theismann	1974-85
42	Mark Rypien	1987-93

Most Fumbles, Season

15	Sammy Baugh	1947
14	Mark Rypien	1989
14	Trent Green	1998

Most Fumbles, Game

5	Patrick Ramsey vs Packers	10/20/2002
---	-------	---------------------------	-------	------------

FUMBLES RECOVERED

Most Fumbles Recovered, Career,

Own and Opponents'

21	Sammy Baugh	1937-52
16	Brad Dusek	1974-81
15	Monte Coleman	1979-94

Most Fumbles Recovered, Season,

Own and Opponents'

7	Sammy Baugh	1947
6	Joe Theismann	1984

OWN FUMBLES RECOVERED

Most Own Fumbles Recovered, Season

7	Sammy Baugh	1947
6	Joe Theismann	1984

OPPONENTS' FUMBLES RECOVERED

Most Opponents' Fumbles Recovered, Career

16	Brad Dusek	1974-81
15	Monte Coleman	1979-94
14	Chris Hanburger	1965-78
14	Neal Olkewicz	1979-89

Most Opponents' Fumbles Recovered, Season

5	Paul Krause	1965
4	Brad Dusek	1975
4	Darryl Grant	1984
4	Fred Stokes	1990
4	Sam Shade	2000

Individual Records

YARDS RETURNING FUMBLES

Longest Fumble Return (all TDS)

78Darrell Green vs Colts10/07/93
76John Paluck vs Giants12/02/56

TOUCHDOWNS

Most Touchdowns, Career

3Chris Hanburger1965-78
3Brad Dusek1974-79

Most Touchdowns, Season

1, many times(last time by LaVar Arrington vs Cowboys, 12/29/2002)
---------------	--

COMBINED NET YARDS GAINED

Rushing, Receiving, Interception Returns, Punt Returns, Kickoff Returns, Fumble Returns

Most Seasons Leading League

4Brian Mitchell1994-96, 98
---	---------------------	------------------

Most Consecutive Seasons Leading League

3Brian Mitchell1994-96
---	---------------------	--------------

Most Seasons Leading Team

7Brian Mitchell1993-99
6Larry Brown1969-74
3Bobby Mitchell1962-63, 67
3Charley Taylor1964-66
3Earnest Byner1990-92

Most Consecutive Seasons Leading Team

7Brian Mitchell1993-99
6Larry Brown1969-74
3Charley Taylor1964-66
3Earnest Byner1990-92

ATTEMPTS

Most Attempts, Career

2,109John Riggins1976-79, 81-85
1,768Larry Brown1969-76
1,532Stephen Davis1996-2002

Most Attempts, Season

384Stephen Davis2001
380John Riggins1983
379Terry Allen1996

Most Attempts, Game

45Jamie Morris vs Bengals12/17/88
39Earnest Byner vs Patriots12/15/90
39Stephen Davis vs Cardinals01/06/02

YARDS GAINED

Most Yards Gained, Career

16,900Brian Mitchell1990-99
12,358Art Monk1980-93
10,803Charley Taylor1964-77

Most Yards Gained, Season

2,477Brian Mitchell1994
2,357Brian Mitchell1998
2,348Brian Mitchell1995

SACKS**

Most Seasons Leading Team

5Dexter Manley1982, 84-86, 88
3Coy Bacon1978-80
3Charles Mann1987, 89, 91
3Ken Harvey1994-95, 97

Most Sacks, Career

97.5Dexter Manley1981-89
82.0Charles Mann1982-93
59.5Dave Butz1975-88

Most Sacks, Season

18.0Dexter Manley1986
15.0Coy Bacon1979
15.0Dexter Manley1985

Most Sacks, Game

4.0Diron Talbert vs Giants09/28/75
4.0Dexter Manley vs Giants10/02/88
3.5Rich Milot vs Bears12/30/84*

Most Season, 10 or More Sacks

5Charles Mann1985-87, 89, 91
4Dexter Manley1983-86
3Coy Bacon1978-80

Most Consecutive Seasons, 10 or More Sacks

4Dexter Manley1983-86
3Coy Bacon1978-80
3Charles Mann1985-87



Linebacker Ken Harvey

*NFL Record *Playoffs

**Sacks became an official stat in 1982.

Opponent Individual Records

Most Completions

37 ... Jeff George (59 att), Colts ... 11/07/93

Most Touchdowns

- 7 ... Adrian Burk, Eagles ... 10/17/54
- 7 ... Y.A. Tittle, Giants ... 10/28/62

Most Interceptions

6 ... Ed Luther, Chargers ... 10/31/83

Longest Completion

99 ... Jim Plunkett (to Cliff Branch), Raiders ... 10/02/83

RECEIVING

Most Yards Gained

269 ... Del Shofner, Giants (11 rec.) ... 10/28/62

Most Receptions

14 ... Don Looney, Eagles ... 12/01/40

Most Touchdowns

4 ... Bob Shaw, Rams ... 12/11/49

Longest Reception

99t ... Jim Plunkett (to Cliff Branch), Raiders ... 10/02/83

INTERCEPTIONS

Most Interceptions

- 4 ... Jack Butler, Steelers ... 12/13/53
- 4 ... Jerry Norton, Cardinals ... 11/20/60

Most Yards Gained

121 ... Mike Gaechter, Cowboys ... 11/03/63

Most Touchdowns

2 ... Robert Massey, Cardinals ... 10/04/92

Longest Interception Return

- 96 ... Dennis Thurman, Cowboys ... 9/06/81
- 99 ... George Buksar, Colts ran 18, lateralled
... to Ernie Zaleski who ran 81 yds ... 11/26/50

KICKOFF RETURNS

Most KO Returns

8 ... Harlan Huckleby, Packers ... 10/17/83

Most Yards Gained

208 ... Harlan Huckleby, Packers ... 10/17/83

Longest KO Return

105t ... Ollie Matson, Cardinals ... 10/14/56

PUNT RETURNS

Most Punt Returns

- 8 ... Stump Mitchell, Cardinals ... 01/02/83
- 8 ... Leon Bright, Giants ... 9/13/81

Most Yards Gained

107 ... Charlie West, Vikings ... 11/03/68

Longest Punt Return

98t ... Charlie West, Vikings ... 11/03/68

FUMBLE RETURNS

Longest Returns

103t ... Aeneus Williams, Cardinals ... 12/24/00

• NFL Record *Playoffs



Punter Mike Bragg

Redskins Championships

NFC EAST:	13	1936, 1937, 1940, 1942, 1943, 1945, 1972, 1982, 1983, 1984, 1987, 1991, 1999
NFC:	5	1972 Defeated Cowboys 26-3, Dec 31, 1972 (at RFK)
		1982 Defeated Cowboys 31-17, Jan 22, 1983 (at RFK)
		1983 Defeated 49ers 24-21, Jan 8, 1984 (at RFK)
		1987 Defeated Vikings 17-10, Jan 17, 1988 (at RFK)
		1991 Defeated Lions 41-10, Jan 12, 1992 (at RFK)
NFL:	2	1937 (8-3 record) Defeated Bears 28-21, in title game
		1942 (10-1 record) Defeated Bears 14-6, in title game
SUPER BOWL:	3	1982 Defeated Dolphins 27-17 in Super Bowl XVII
		1987 Defeated Broncos 42-10 in Super Bowl XXII
		1991 Defeated Bills 37-24 in Super Bowl XXVI
PLAYOFF APPEARANCES:			
	20	1937, 1940, 1942, 1943, 1945, 1971, 1972, 1973, 1974, 1976, 1982, 1983, 1984, 1986, 1987, 1990, 1991, 1992, 1999, 2005

Games

Regular Season:	1932-2005	Won 515, Lost 467, Tied 27 (.524)
Playoff Record:	1937-2005	Won 24, Lost 16 (.666)
Most Victories, Season:	1991	17 (14-2 regular season, 3-0 playoffs, 17-2 overall)
Best Winning Pct., Season:	1982923 (8-1 regular season, 4-0 playoffs, 12-1 overall)
Worst Winning Pct., Season:	1961071 (1-12-1 regular season)
Most Consecutive Victories:	14	10/04/42 - 11/07/43
Most Consecutive Games Without Defeat:	17	10/04/42 - 11/28/43 (16-0-1)
Most Consecutive Losses:	17	10/30/60 - 11/19/61
Most Consecutive Games Without Victory:	23	10/16/60 - 12/17/61 (20 losses, 3 ties)

Attendance Records

Largest Home Attendance:			
	90,558	12/18/05 vs. Dallas Cowboys at FedExField
Largest Road Attendance:			
	103,667	1/30/83 Super Bowl XVII, Pasadena, CA, Miami Dolphins

Washington Redskins Sellouts

The Washington Redskins have been sold out for every regular season game since the beginning of the 1966 season. The Redskins have sold out 302 consecutive home games, and with postseason contests, the total reaches 320 over the 38 year period.

Post Season Records

The Washington Redskins have played in 38 postseason games in their history, earning a 23-15 record in those contests. They have reached the NFL's championship game 11 times, winning two World Championships and three Super Bowls. Along with Dallas and San Francisco, Washington ranks third among NFL teams for most Championship titles in the history of pro football.

Coach Joe Gibbs, who returned to the helm of the burgundy and gold in 2004, won three Super Bowls during his previous 12-year tenure from 1981-92. His first came in Super Bowl XVII against Miami (following the 1982 season), the second in Super Bowl XII against Denver (following the 1987 season) and the third in Super Bowl XXVI against Buffalo (following the 1991 season).



Most NFL Championships

- 12 Green Bay Packers
- 9 Chicago Bears
- 6 New York Giants
- 5 Washington Redskins**
 - Dallas Cowboys
 - San Francisco 49ers
- 4 Cleveland Browns
- Detroit Lions
- Pittsburgh Steelers

The following is a complete list of the Redskins postseason games since their inception. Following the list is a postseason records section featuring team, individual offense and defense record for all playoff games and Super Bowls.

Date	Playoff	Opponent	Result	Score	Attend
Dec. 12, 1937	1937 NFL Championship	@ Chicago Bears	W	28-21	15,870
Dec. 8, 1940	1940 NFL Championship	Chicago Bears	L	73-0	36,034
Dec. 13, 1942	1942 NFL Championship	Chicago Bears	W	14-6	36,006
Dec. 19, 1943	Eastern Division Playoff	@ New York Giants	W	28-0	42,800
Dec. 26, 1943	NFL Championship	@ Chicago Bears	L	41-21	34,320
Dec. 16, 1945	NFL Championship	@ Cleveland Browns	L	15-14	32,178
Dec. 26, 1971	1971 NFC Divisional Playoff	@ San Francisco	L	24-20	45,327
Dec. 24, 1972	1972 NFC Divisional Playoff	Green Bay	W	16-3	53,140
Dec. 31, 1972	1972 NFC Championship	Dallas	W	26-3	53,189
Jan. 14, 1973	Super Bowl VII	Miami (@ Los Angeles)	L	14-7	90,182
Dec. 22, 1973	1973 NFC Divisional Playoff	@ Minnesota	L	27-20	45,475
Dec. 22, 1974	1974 NFC Divisional Playoff	@ LA Rams	L	19-10	80,118
Dec. 18, 1976	1976 NFC Divisional Playoff	@ Minnesota	L	35-20	47,221
Jan. 8, 1983	1982 NFC Wildcard Playoff	Detroit	W	31-7	55,045
Jan. 15, 1983	1982 NFC Divisional Playoff	Minnesota	W	21-7	54,593
Jan. 22, 1983	1982 NFC Championship	Dallas	W	31-17	55,045
Jan. 30, 1983	Super Bowl XVII	Miami (@ Pasadena)	W	27-17	103,667
Jan. 1, 1984	1983 NFC Divisional Playoff	LA Rams	W	51-7	55,363
Jan. 8, 1984	1983 NFC Championship	San Francisco	W	24-21	55,363
Jan. 22, 1984	Super Bowl XVIII	LA Raiders (@ Tampa)	L	38-9	79,920
Dec. 30, 1984	1984 NFC Divisional Playoff	Chicago	L	23-19	55,431
Dec. 28, 1986	1986 NFC Wildcard Playoff	LA Rams	W	19-7	54,180
Jan. 3, 1987	1986 NFC Divisional Playoff	@ Chicago	W	27-13	65,141
Jan. 11, 1987	1986 NFC Championship	@ NYG	L	17-0	76,633
Jan. 10, 1988	1987 NFC Divisional Playoff	@ Chicago	W	21-17	58,153
Jan. 17, 1988	1987 NFC Championship	Minnesota	W	17-10	55,212
Jan. 31, 1988	Super Bowl XXII	Denver (@ San Diego)	W	42-10	73,302
Jan. 5, 1991	1990 NFC Wildcard Playoff	@ Philadelphia	W	20-6	65,287
Jan. 12, 1991	1990 NFC Divisional Playoff	@ San Francisco	L	28-10	65,292
Jan. 4, 1992	1991 NFC Divisional Playoff	Atlanta	W	24-7	55,181
Jan. 12, 1992	1991 NFC Championship	Detroit	W	41-10	55,585
Jan. 26, 1992	Super Bowl XXVI	Buffalo (@ Minnesota)	W	37-24	63,130
Jan. 2, 1993	1992 NFC Wildcard Playoff	@ Minnesota	W	24-7	57,353
Jan. 9, 1993	1992 NFC Divisional Playoff	@ San Francisco	L	20-13	64,991
Jan. 8, 2000	1999 NFC Wildcard Playoff	Detroit	W	27-13	79,441
Jan. 15, 2000	1999 NFC Divisional Playoff	Tampa Bay	L	14-13	65,835
Jan. 7, 2006	2005 NFC Wildcard Playoff	@ Tampa Bay	W	17-10	65,614
Jan. 14, 2006	2005 NFC Divisional Playoff	@ Seattle	L	2-10	67,551

Team Playoff Records *(All Single Game Records)*

YARDS GAINED

Most Net Yards Gained

602 vs. Denver, Jan. 31, 1988
 445 vs. LA Rams, Jan. 1, 1984
 441 @ San Francisco, Jan. 12, 1991

Fewest Net Yards Gained

157 vs. Tampa Bay, Jan. 15, 2000
 166 vs. Chicago, Dec. 13, 1942
 190 @ New York Giants, Jan. 11, 1987

FIRST DOWNS

Most First Downs

25 @ San Francisco, Jan. 12, 1991
 25 vs. Denver, Jan. 31, 1988
 24 4 times, last @ Minnesota, Jan. 12, 1993

Fewest First Downs

8 vs. Chicago, Dec. 13, 1942
 8 vs. Chicago, Dec. 16, 1945
 10 vs. Tampa Bay, Jan. 15, 2000
 11 vs. Minnesota, Jan. 17, 1988

RUSHING

Most Yards Gained Rushing

280 vs. Denver, Jan. 31, 1988
 276 vs. Miami, Jan. 30, 1983
 223 vs. Detroit, Jan. 8, 2000

Fewest Yards Gained Rushing

40 @ New York Giants, Jan. 11, 1987
 46 vs. Tampa Bay, Jan. 15, 2000
 49 @ LA Rams, Dec. 22, 1974

Most Rushing Attempts

52 vs. Miami, Jan. 30, 1983
 47 @ Minnesota, Jan. 2, 1993
 45 vs. San Francisco, Jan. 8, 1984
 45 vs. Atlanta, Jan. 4, 1992

Fewest Rushing Attempts

14 vs. Chicago, Dec. 8, 1940
 16 @ New York Giants, Jan. 11, 1987
 18 @ Minnesota, Dec. 18, 1976
 21 @ San Francisco, Jan. 9, 1993

PASSING

Most Passes Attempted

51 vs. Chicago, Dec. 8, 1940
 50 @ New York Giants, Jan. 11, 1987
 49 @ Minnesota, Dec. 18, 1976
 48 @ San Francisco, Jan. 12, 1991

Fewest Passes Attempted

13 vs. Chicago, Dec. 13, 1942
 14 vs. Green Bay, Dec. 24, 1972
 17 vs. Detroit, Jan. 12, 1992
 18 vs. Dallas, Dec. 31, 1972

Most Passes Completed

27 @ San Francisco, Jan. 12, 1991
 26 @ Minnesota, Dec. 18, 1976
 22 vs. Chicago, Dec. 30, 1984
 22 vs. Chicago, Dec. 12, 1937

Fewest Passes Completed

5 vs. Chicago, Dec. 13, 1942
 7 vs. Green Bay, Dec. 24, 1972
 9 vs. Minnesota, Jan. 17, 1988
 11 @ San Francisco, Dec. 26, 1971

Most Net Yards Passing

371 vs. Chicago, Dec. 12, 1937
 361 @ San Francisco, Jan. 12, 1991
 322 vs. Denver, Jan. 31, 1988
 315 vs. LA Rams, Jan. 1, 1984

Fewest Net Yards Passing

65 vs. Chicago, Dec. 13, 1942
 87 vs. Miami, Jan. 14, 1973
 90 vs. LA Rams, Dec. 28, 1986
 93 @ San Francisco, Jan. 12, 1991

Most Touchdown Passes

4 vs. Denver, Jan. 31, 1988
 3 vs. Detroit, Jan. 8, 1983
 3 vs. Chicago, Dec. 12, 1937
 2 11 times, last vs. Buffalo, Dec. 26, 1992

Most Passes Intercepted

3 3 times, last @ San Francisco, Jan. 12, 1991

SCORING

Most Points Scored

51 vs. LA Rams, Jan. 1, 1984
 42 vs. Denver, Jan. 31, 1988
 41 vs. Detroit, Jan. 12, 1992

Fewest Points Scored

0 vs. Chicago, Dec. 8, 1940
 0 @ New York Giants, Jan. 11, 1987
 7 vs. Miami, Jan. 14, 1973
 9 vs. LA Raiders, Jan. 22, 1984

Largest Margins of Victory

44 vs. LA Rams, Jan. 1, 1984 (51-7)
 32 vs. Denver, Jan. 31, 1988 (42-10)
 31 vs. Detroit, Jan. 12, 1992 (41-10)

Most Touchdowns Scored

6 vs. LA Rams, Jan. 1, 1984
 6 vs. Denver, Jan. 31, 1988
 5 vs. Detroit, Jan. 12, 1992
 4 3 times, last vs. Buffalo, Jan. 26, 1992

Most Field Goals Scored

4 vs. Dallas, Dec. 31, 1972
 4 vs. LA Rams, Dec. 28, 1986
 3 3 times, last vs. Buffalo, Jan. 26, 1992

Most (One-Point) Points After Touchdown

- 6vs. LA Rams, Jan. 1, 1984
- 6vs. Denver, Jan. 31, 1988
- 5vs. Detroit, Jan. 12, 1992

Most Safeties

- 1vs. Chicago, Dec. 30, 1984

PENALTIES**Most Penalties**

- 8@ Chicago, Jan. 3, 1987
- 7@ Minnesota, Dec. 18, 1976
- 7Chicago, Dec. 30, 1984

**Charles Mann**

Individual Playoff Records

RUSHING**Most Attempts, Game**

- 38John Riggins, vs. Mia, Jan. 30, 1983
- 37John Riggins, vs. Minn, Jan. 15, 1983
- 36John Riggins, vs. Dal, Jan. 22, 1983
- 36John Riggins, vs. SF, Jan. 8, 1984

Most Yards Gained, Game

- 204Timmy Smith, vs. Den, Jan. 31, 1988
- 185John Riggins, vs. Minn, Jan. 15, 1983
- 166John Riggins, vs. Mia, Jan. 30, 1983
- 140John Riggins, vs. Dal, Jan. 22, 1983

Longest Run from Scrimmage

- 58tTimmy Smith, vs. Den, Jan. 31, 1988
- 58Stephen Davis, vs. Det., Jan. 8, 2000
- 43tJohn Riggins, vs. Mia, Jan. 30, 1983
- 38Brian Mitchell, @ Minn, Jan. 2, 1993

Most Consec. Games, 100 or More Yards Rushing

- 6John Riggins (1982-1983 seasons)

Most Touchdowns, Game

- 3John Riggins, vs. LA Rams, Jan. 1, 1984
- 28 times, last by Stephen Davis, Jan. 8, 2000

PASSING**Most Passes Completed, Game**

- 27Mark Rypien, @ SF, Jan. 12, 1991
- 26Bill Kilmer, @ Minn, Dec. 18, 1976
- 22Joe Theismann, vs. Chi, Dec. 30, 1984

Most Passes Attempted, Game

- 50Jay Schroeder, @ NYG, Jan. 11, 1987
- 49Bill Kilmer, @ Minn, Dec. 18, 1976
- 48Mark Rypien, @ SF, Jan. 12, 1991

Most Yards Gained on Passes, Game

- 361Mark Rypien, @ SF, Jan. 12, 1991
- 340Doug Williams, vs. Den, Jan. 31, 1988
- 335Sammy Baugh, vs. Chi, Dec. 12, 1937
- 302Joe Theismann, vs. LA Rams, Jan. 1, 1984

Most Touchdown Passes, Game

- 4Doug Williams, vs. Den, Jan. 31, 1988
- 3Joe Theismann, vs. Det, Jan. 8, 1983
- 3Sammy Baugh, vs. Chi, Dec. 12, 1937
- 210 times, last by Mark Rypien, Jan. 26, 1992

Most Passes Intercepted, Game

- 5Frank Filchock, vs. Chi, Dec. 8, 1940
- 33 times, last by Mark Rypien, Jan. 12, 1991

Longest Completed Passes

- 80tDoug Williams, vs. Den, Jan. 31, 1988
- 78tSammy Baugh, vs. Chi, Dec. 12, 1937
- 70tJoe Theismann, vs. SF, Jan. 8, 1984
- 60Joe Theismann, vs. LA Raiders, Jan. 22, '84
- 51Bill Kilmer, vs. Dal, Dec. 31, 1972

Best Completion Percentage, Game**(min. 15 attempts)**

- 78 Joe Theismann, vs. LA Rams, Jan. 1, 1984 (18-23)
- 76Sammy Baugh, vs. Chi, Dec. 12, 1937
- 74Joe Theismann, vs. Minn, Jan. 15, 1983 (17-23)
- 67Mark Rypien, @ Minn, Jan. 2, 1993 (16-24)

RECEIVING**Most Passes Caught, Game**

- 10Art Monk, vs. Chi, Dec. 30, 1984
- 10Art Monk, @ SF, Jan. 12, 1991
- 9Ricky Sanders, vs. Den, Jan. 31, 1988
- 9Wayne Millner, vs. Chi, Dec. 12, 1937

Individual Playoff Records

Most Yards Catching Passes, Game

- 193Ricky Sanders, vs. Den, Jan. 31, 1988
- 171Charlie Brown, vs. LA Rams, Jan. 1, 1984
- 163Art Monk, @ SF, Jan. 12, 1991
- 160Wayne Millner, vs. Chi, Dec. 12, 1937
- 146Charley Taylor, vs. Dal, Dec. 31, 1972
- 137Charlie Brown, vs. SF, Jan. 8, 1984

Most Consec. Games, 100 or More Yards Receiving

- 2Charlie Brown (1983 season)

Most Touchdown Receptions, Game

- 3Alvin Garrett, vs. Det, Jan. 8, 1983
- 24 times, last by Ricky Sanders, Jan. 31, 1988

INTERCEPTIONS BY

Most Interceptions, Game

- 23 times, last by Brad Edwards, Jan. 26, 1992

Longest Interception Returns

- 77lJeris White, vs. Det, Jan. 8, 1983
- 72tDarrell Green, vs. LA Rams, Jan. 1, 1984
- 44Martin Mayhew, @ Minn, Jan. 2, 1993

SCORING

Most Field Goals Made, Game

- 4Curt Knight, vs. Dal, Jan. 31, 1972
- 4Jess Atkinson, vs. LA Rams, Dec. 28, 1986
- 33 times, last by Chip Lohmiller, Jan. 26,

Longest Field Goals

- 52Curt Knight, @ Minn, Dec. 22, 1973
- 48Brett Conway, vs. TB, Jan. 15, 2000
- 47Mark Moseley, @ Minn, Dec. 18, 1976
- 46Curt Knight, twice, Dec. 24 and 31, 1972

KICKOFF RETURNS

Most Kickoff Returns, Game

- 6Eddie Brown, @ Minn, Dec. 18, 1976
- 5Alvin Garrett, vs. LA Raiders, Jan. 22, 1984
- 43 times, last by Brian Mitchell, Jan. 15, 2000

Most Yards Gained on Kickoff Returns, Game

- 170Leslie Duncan, @ SF, Dec. 26, 1971
- 136Eddie Brown, @ Minn, Dec. 18, 1976
- 128Mike Nelms, vs. Dal, Jan. 22, 1983
- 100Alvin Garrett, vs. LA Raiders, Jan. 22, 1984
- 100tBrian Mitchell, vs. TB, Jan. 15, 2000

Longest Kickoff Returns

- 100tBrian Mitchell, vs. TB, Jan. 15, 2000
- 76Mike Nelms, vs. Dal, Jan. 22, 1983
- 67Leslie Duncan, @ SF, Dec. 26, 1971

PUNTING

Best Gross Punting Average, Game (min. 4 punts)

- 52.5Sammy Baugh, vs. Chi, Dec. 13, 1942 (6-315)
- 46.5Mike Bragg, vs. GB, Dec. 24, 1972 (6-279)
- 46.0Mike Bragg, @ SF, Dec. 26, 1971 (5-231)
- 45.2Mike Bragg, @ LA Rams, Dec. 22, 1974 (5-226)

Longest Punts

- 66Mike Bragg, @ SF, Dec. 26, 1971
- 58Mike Bragg, @ LA Rams, Dec. 22, 1974
- 57Mike Bragg, vs. GB, Dec. 24, 1972

PUNT RETURNS

Most Punt Returns, Game

- 6Larry Brown, @ Minn, Dec. 18, 1976
- 6Mike Nelms, vs. Mia, Jan. 30, 1983
- 5Brian Mitchell, vs. TB, Jan. 15, 2000

Most Yards Gained on Punt Returns, Game

- 70Brian Mitchell, @ Minn, Jan. 2, 1993
- 60Mike Nelms, vs. Det, Jan. 8, 1983
- 56vs. LA Rams, Jan. 1, 1984

Longest Punt Returns

- 54Brian Mitchell, @ Minn, Jan. 2, 1993
- 52tDarrell Green, @ Chi, Jan. 10, 1988
- 48Nick Giaquinto, vs. LA Rams, Jan. 1, 1984

SACKS

Most Sacks, Career (since 1982)

- 10Charles Mann (15 games)
- 8Dexter Manley (14 games)
- 7Fred Stokes (6 games)
- 5.5Monte Coleman (20 games)
- 4.5Rich Milot (13 games)

Most Sacks, Game (since 1982)

- 3.5Rich Milot, vs. Chi, Dec. 30, 1984
- 3Charles Mann, @ Chi, Jan. 10, 1988
- 3Wilber Marshall, vs. Det, Jan. 12, 1992

Defensive Playoff Records

TOTAL YARDS ALLOWED

Most Net Yards Allowed

425vs. San Francisco, Jan. 8, 1984
401@ San Francisco, Jan. 9, 1993
385vs. LA Raiders, Jan. 22, 1984

Fewest Net Yards Allowed

148@ Minnesota, Jan. 2, 1993
169vs. Dallas, Dec. 31, 1972
176vs. Miami, Jan. 30, 1983

FIRST DOWNS

Most First Downs Allowed

25vs. Buffalo, Jan. 26, 1992
22@ San Francisco, Jan. 9, 1993
21@ Minnesota, Dec. 18, 1976
21vs. Dallas, Jan. 22, 1983

Fewest First Downs Allowed

8vs. Dallas, Dec. 31, 1972
9vs. Miami, Jan. 10, 1983
9@ Minnesota, Jan. 2, 1993

RUSHING

Most Yards Allowed Rushing

231vs. LA Raiders, Jan. 22, 1984
221@ Minnesota, Dec. 18, 1976
198vs. LA Rams, Dec. 28, 1986

Fewest Yards Allowed Rushing

43vs. Atlanta, Jan. 4, 1992
43vs. Buffalo, Jan. 26, 1992
44vs. Tampa Bay, Jan. 15, 2000

PASSING

Most Opponent Passes Attempted

59vs. Buffalo, Jan. 26, 1992
48vs. San Francisco, Jan. 8, 1984
46vs. Detroit, Jan. 8, 2000

Fewest Opponent Passes Attempted

10vs. Chicago, Dec. 8, 1940
11vs. Miami, Jan. 14, 1973
14@ New York Giants, Jan. 11, 1987
17vs. Miami, Jan. 30, 1983
17vs. Chicago, Dec. 30, 1984

Most Opponent Passes Completed

29vs. Buffalo, Jan. 26, 1992
27vs. San Francisco, Jan. 8, 1984
25vs. Detroit, Jan. 12, 1992

Fewest Opponent Passes Completed

4vs. Miami, Jan. 30, 1983
4vs. NYG, Dec. 19, 1943
6@ Minnesota, Jan. 2, 1993
7@ New York Giants, Jan. 11, 1987

Most Opponent Net Yards Passing

345vs. San Francisco, Jan. 8, 1984
292@ San Francisco, Jan. 12, 1991
286vs. Chicago, Dec. 26, 1943
275vs. Dallas, Jan. 22, 1983

Fewest Opponent Net Passing Yards

69vs. Miami, Jan. 14, 1973
73vs. Dallas, Dec. 31, 1972
75@ Minnesota, Jan. 2, 1993

SCORING

Most Opponent Points Scored

73vs. Chicago, Dec. 8, 1940
41vs. Chicago, Dec. 26, 1943
38vs. LA Raiders, Jan. 22, 1984
35@ Minnesota, Dec. 18, 1976
28@ San Francisco, Jan. 12, 1991

Fewest Opponent Points Scored

3vs. Green Bay, Dec. 24, 1972
3vs. Dallas, Dec. 31, 1972
6@ Philadelphia, Jan. 5, 1991

Opponent Largest Margins of Victory

73vs. Chicago, Dec. 8, 1940
29vs. LA Raiders, Jan. 22, 1984 (38-9)
18@ San Francisco, Jan. 12, 1991 (28-10)
17@ New York Giants, Jan. 11, 1987 (17-0)

Most Opponent Touchdowns Scored

11vs. Chicago, Dec. 8, 1940*
5@ Minnesota, Dec. 18, 1986
5vs. LA Raiders, Jan. 22, 1984
4@ San Francisco, Jan. 12, 1991

Most Opponent Field Goals Scored

25 times, last @ San Francisco, Jan. 9, 1993
---	--

PENALTIES

Most Opponent Penalties

12vs. Detroit, Jan. 8, 2000
8vs. LA Rams, Dec. 28, 1986
74 times, last @ Minnesota, Jan. 2, 1993

Fewest Opponent Penalties

2@ Minnesota, Dec. 22, 1973
2vs. Minnesota, Jan. 17, 1988
2vs. Tampa Bay, Jan. 15, 2000

Single Game Records

From Scrimmage

by Redskins:	88	Billy Wells @ Cardinals	01/21/54
vs Redskins:	90	Bobby Mitchell, Browns	11/15/59
in Washington:	90	Bobby Mitchell, Browns	11/15/59

Pass Play

by Redskins:	99	Andy Farkas vs Steelers (pass from Frank Filchock)	10/15/39
	99	Bobby Mitchell @ Browns (pass from George Izo)	09/15/63
	99	Gerry Allen @ Bears (pass from Sonny Jurgensen)	09/15/68
vs Redskins:	99	Cliff Branch, Raiders (pass from Jim Plunkett)	10/02/83
in Washington:	99	Cliff Branch, Raiders (pass from Jim Plunkett)	10/02/83
	99	Andy Farkas, Redskins (pass from Frank Filchock)	10/22/39

Punt Return

by Redskins:	96	Bill Dudley @ Steelers	12/03/50
vs Redskins:	98	Charlie West, Vikings	11/03/68
in Washington:	97	Greg Pruitt, Raiders	10/02/83

Kickoff Return

by Redskins:	102	Larry Jones vs Eagles	11/24/74
vs Redskins:	105	Ollie Matson, Cardinals	10/14/56
in Washington:	105	Ollie Matson, Cardinals	10/14/56

Interception Return

by Redskins:	100	Barry Wilburn @ Vikings	12/26/87
vs Redskins:	99	G. Buksar, Colts, ran 18 yds., lateralled to E. Zaleski who ran 81 yds.	11/26/50
in Washington:	99	Buksar-Zaleski play above	11/26/50

Fumble Return

by Redskins:	78t	Darrell Green vs Colts	11/07/93
vs Redskins:	77t	Jim Jeffcoat, Cowboys	09/24/89
in Washington:	78t	Darrell Green vs Colts	11/07/93

Field Goal

by Redskins:	57	Steve Cox vs Seahawks	09/28/86
vs Redskins:	58	Nick Lowery, Chiefs	09/18/83
in Washington:	58	Nick Lowery, Chiefs	09/18/83



RB John Riggins meets the press.

The Last Time

Kickoff Returned for Touchdown

by Redskins:12/11/05Antonio Brown @ Cardinals (91 yards)
 vs Redskins:12/05/04Derrick Ward, Giants (92 yards)

Punt Returned for Touchdown

by Redskins:09/16/02Jacquez Green vs. Eagles (90 yards)
 vs Redskins:10/10/04BJ Sams, Ravens (78 yards)

Pass Interception for Touchdown

by Redskins:11/20/05Lemar Marshall vs. Oakland (17 yards)
(pass from Kerry Collins)
 vs Redskins:12/24/05Chase Blackburn vs. NYG (31 yards)

Punt was Blocked

by Redskins:10/9/05Chris Clemons @ Denver
 vs Redskins:12/18/04Keith Lewis @ San Francisco

Field Goal was Blocked

by Redskins:12/24/05Renaldo Wynn vs. NYG
 vs. Redskins:10/9/05Trevor Pryce @ Denver

Extra Point Missed

by Redskins:11/02/03John Hall @ Dallas
 vs Redskins:11/26/95Gary Anderson, Eagles

Shutout was Scored

by Redskins:09/30/91Redskins 23 vs Eagles 0
 vs. Redskins:10/30/05Redskins 0 @ NYG 36

Fumble Returned for Touchdown

by Redskins:1/1/06Sean Taylor @ Philadelphia (39 yards)
 vs. Redskins:10/16/05Sammy Knight @ Kansas City (80 yards)

Safety Scored

by Redskins:09/14/03Jessie Armstead @ Falcons(QB sack in end zone)
 by Redskins:12/22/02Billy Miller vs. Houston (holding in the end zone)
 vs Redskins:12/18/04Keith Lewis @ San Francisco

400 Yards Passing

by Redskins:12/26/99Brad Johnson @ 49ers (471 yards)
 vs Redskins:11/10/96Boomer Esiason, Cardinals (522 yards)

Four Touchdown Passes

by Redskins:12/18/05Mark Brunell vs Dallas
 vs Redskins:11/24/04Donovan McNabb @ Eagles

Five Touchdown Passes

by Redskins:10/11/64Sonny Jurgensen vs Eagles
 vs Redskins:09/12/99Troy Aikman, Cowboys

Six Touchdown Passes

by Redskins:11/10/91Mark Rypien vs Falcons
 vs Redskins:Never

200 Yards Receiving

vs Redskins:	10/21/01	Rod Gardner vs Panthers (208 yards)
vs Redskins:	11/07/93	Reggie Langhorne, Colts (203 yards)

Three Touchdown Receptions

by Redskins:	11/22/98	Michael Westbrook vs Cardinals
vs Redskins:	12/07/97	Rob Moore @ Cardinals

200 Yards Rushing

by Redskins:	09/17/89	Gerald Riggs vs Eagles (221 yards)
vs Redskins:	10/30/05	Tiki Barber, NYG (206 yards)

Three Touchdowns Rushing

by Redskins:	10/23/05	Clinton Portis vs 49ers
vs Redskins:	11/27/05	LaDainian Tomlinson, Chargers

Four Touchdowns Rushing

by Redskins:	Never
vs Redskins:	11/21/54	Ollie Matson, Cardinals

Four Field Goals

by Redskins:	12/18/04	Jeff Chandler @ 49ers
vs Redskins:	11/17/02	Matt Bryant @ Giants

Five Field Goals

by Redskins:	10/25/92	Chip Lohmiller @ Vikings
vs Redskins:	10/30/05	Jay Feely, NYG

Three Interceptions

by Redskins:	10/17/99	Champ Bailey @ Cardinals
vs Redskins:	12/14/03	Terence Newman, Cowboys

Redskins Super Bowl MVPs



John Riggins
Super Bowl XVII



Doug Williams
Super Bowl XXII



Mark Rypien
Super Bowl XXVI

Yearly Rushing Leaders

Year	Individual	Carries	Yards	Avg.	TDs
1932	Cliff Battles	148	576	3.9	3
1933	Jim Musick	173	809	4.7	5
1934	Cliff Battles	103	511	5.0	6
1935	Bill Shepherd	143	425	3.0	4
1936	Cliff Battles	176	614	3.5	5
1937	•Cliff Battles	216	874	4.1	6
1938	Andy Farkas	75	315	4.2	6
1939	Andy Farkas	139	547	3.9	6
1940	Dick Todd	76	408	5.3	5
1941	Frank Filchock	115	383	3.3	2
1942	Andy Farkas	125	468	3.7	4
1943	Andy Farkas	110	327	3.0	5
1944	Bob Seymour	92	315	3.4	3
1945	Frank Akins	147	797	5.4	6
1946	Dick Todd	41	266	6.5	3
1947	Jim Castiglia	104	426	4.2	5
1948	Jim Castiglia	97	330	3.4	0
1949	Rob Goode	61	261	4.3	2
1950	Rob Goode	136	560	4.1	5
1951	Rob Goode	208	951	4.6	9
1952	Leon Heath	90	388	4.3	2
1953	Charlie Justice	115	616	5.4	2
1954	Billy Wells	100	516	5.2	3
1955	Vic Janowicz	93	397	4.3	4
1956	Leo Elter	145	544	3.8	2
1957	Don Bosseler	119	673	4.0	7
1958	John Olszewski	98	505	5.2	2
1959	Don Bosseler	119	644	5.4	3
1960	Don Bosseler	109	428	3.9	2
1961	Dick James	71	374	5.3	3
1962	Billy Barnes	159	492	3.1	3
1963	Dick James	104	384	3.7	4
1964	Charley Taylor	199	755	3.8	5
1965	Charley Taylor	145	402	2.8	3
1966	A.D. Whitfield	93	50	4.2	2
1967	A.D. Whitfield	91	384	4.2	1
1968	Gerry Allen	123	399	3.2	4
1969	Larry Brown	202	888	4.4	4
1970	•Larry Brown	237	1,125	4.8	5
1971	Larry Brown	253	948	3.7	4
1972	•Larry Brown	285	1,216	4.3	8
1973	Larry Brown	273	860	3.2	8
1974	Larry Brown	163	430	2.6	3
1975	Mike Thomas	236	919	3.9	4
1976	Mike Thomas	254	1,101	4.3	5
1977	Mike Thomas	228	806	3.5	3
1978	John Riggins	248	1,014	4.1	5
1979	John Riggins	260	1,153	4.4	9
1980	Wilbur Jackson	176	708	4.0	3
1981	Joe Washington	210	916	4.4	4
1982	John Riggins	177	553	3.1	3
1983	John Riggins	*375	1,347	3.6	*24
1984	John Riggins	327	1,239	3.8	*14
1985	George Rogers	231	1,033	4.7	7
1986	George Rogers	303	1,203	4.0	*18
1987	George Rogers	163	613	3.8	6
1988	Kelvin Bryant	108	498	4.6	1
1989	Gerald Riggs	201	834	4.1	4
1990	Earnest Byner	*297	1,219	4.1	6
1991	Earnest Byner	274	1,048	3.8	5
1992	Earnest Byner	262	998	3.8	6
1993	Reggie Brooks	223	1,063	4.8	3
1994	Ricky Ervins	185	650	3.5	3
1995	Terry Allen	338	1,309	3.9	10
1996	Terry Allen	347	1,353	3.9	*21
1997	Terry Allen	210	724	3.4	4
1998	Terry Allen	148	700	4.7	2
1999	Stephen Davis	290	1,405	4.8	17
2000	Stephen Davis	332	1,318	4.0	11
2001	Stephen Davis	356	*1,432	4.0	5
2002	Stephen Davis	207	820	4.0	7
2003	Trung Canidate	142	600	4.2	1
2004	Clinton Portis	343	1,315	3.8	5
2005	Clinton Portis	352	1,513	4.3	11

•NFL Leader

*NFC Leader

*Redskin Record

#NFL Record

Yearly Passing Leaders

Year	Individual	Att	Comp	Yards	Pct	TDs	Long	Int	Avg Att	Rating
1932	Honolulu Hughes	10	2	47	200	0			0	7.70
1933	Not Available									
1934	Steve Hukoff	51	13	203	254	3		10	4.00	
1935	Bill Shepherd	64	28	417	437	2		0		6.50
1936	Eddie Britt	44	18	294	409	1		6	6.70	
1937	*Sammy Baugh	171	81	1,127	473	7	59	14	6.59	48.5
1938	Sammy Baugh	128	63	853	492	5	60	11	6.66	48.0
1939	Sammy Baugh	96	53	518	552	6	44	9	9.70	67.5
1940	*Sammy Baugh	177	111	1,367	627	12	81	10	7.72	85.8
1941	Sammy Baugh	193	105	1,236	549	10	55	19	6.40	52.3
1942	Sammy Baugh	225	132	1,524	587	16	53	11	6.77	82.5
1943	*Sammy Baugh	239	133	1,754	556	23	72	19	7.34	77.8
1944	Frank Filchock	147	84	1,139	571	13	61	9	7.75	85.9
1945	*Sammy Baugh	182	128	1,669	703	11	70	4	9.17	109.7
1946	Sammy Baugh	161	87	1,163	540	8	51	17	7.22	54.3
1947	*Sammy Baugh	354	210	2,938	593	25	74	15	8.30	92.3
1948	Sammy Baugh	315	185	2,599	587	22	86	23	8.25	78.3
1949	*Sammy Baugh	225	145	1,903	569	18	76	14	7.56	81.3
1950	Sammy Baugh	166	90	1,130	542	10	56	11	6.81	68.1
1951	Sammy Baugh	154	67	1,104	435	7	53	17	7.17	43.5
1952	Eddie LeBaron	194	95	1,420	490	14	70	15	7.23	65.0
1953	Jack Scarbath	129	45	862	349	9	71	12	6.68	43.6
1954	Jack Scarbath	109	44	789	404	7	60	7	7.32	60.9
1955	Eddie LeBaron	178	79	1,270	440	9	70	15	7.13	50.1
1956	Al Dorow	112	55	730	491	8	51	8	6.52	64.9
1957	Eddie LeBaron	167	99	1,508	593	11	82	9	9.03	88.6
1958	*Eddie LeBaron	145	79	1,365	545	11	71	10	9.48	83.6
1959	Eddie LeBaron	173	77	1,077	445	8	49	11	6.23	51.4
1960	Ralph Guglielmi	223	125	1,547	561	9	50	19	6.94	55.7
1961	Norm Sneed	375	172	2,337	459	11	80	22	6.23	52.8
1962	Norm Sneed	354	184	2,926	520	22	85	22	8.27	74.7
1963	Norm Sneed	363	175	3,043	482	13	77	27	8.38	58.2
1964	Sonny Jurgensen	385	207	2,934	538	24	80	13	7.62	85.2
1965	Sonny Jurgensen	356	190	2,367	534	15	55	16	6.65	69.6
1966	Sonny Jurgensen	436	254	3,209	583	28	86	19	7.36	84.3
1967	*Sonny Jurgensen	508	288	3,747	567	31	86	16	7.41	87.6
1968	Sonny Jurgensen	292	167	1,980	572	17	*99	11	6.78	81.5
1969	*Sonny Jurgensen	442	274	3,102	620	22	88	15	7.01	85.5
1970	Sonny Jurgensen	337	202	2,354	599	23	66	10	6.99	91.3
1971	Billy Kilmer	306	166	2,221	542	13	71	13	7.26	74.0
1972	Billy Kilmer	225	120	1,648	533	19	89	11	7.30	84.6
1973	Billy Kilmer	228	122	1,656	537	14	64	9	7.30	81.3
1974	*Sonny Jurgensen	167	107	1,185	641	11	44	5	7.10	94.6
1975	Billy Kilmer	346	178	2,440	514	23	96	16	7.10	77.1
1976	Billy Kilmer	206	108	1,252	524	12	53	10	6.10	70.0
1977	Billy Kilmer	201	99	1,187	493	8	59	7	5.91	66.6
1978	Joe Theismann	391	187	2,593	478	13	63	18	6.63	60.7
1979	Joe Theismann	395	233	2,797	590	20	62	13	7.06	84.0
1980	Joe Theismann	454	262	2,952	577	17	54	16	6.52	75.1
1981	Joe Theismann	496	293	3,566	591	19	79	20	7.19	77.3
1982	*Joe Theismann	252	161	2,033	639	13	78	9	8.07	91.3
1983	Joe Theismann	459	276	3,714	601	29	84	11	8.09	97.0
1984	Joe Theismann	477	283	3,391	593	24	80	13	7.10	86.6
1985	Joe Theismann	301	167	1,774	555	8	55	16	5.89	59.6
1986	Jay Schroeder	*541	276	4,109	510	22	71	22	7.60	72.9
1987	Jay Schroeder	267	129	1,878	483	12	84	10	7.09	71.0
1988	Doug Williams	380	213	2,609	561	15	58	12	6.87	77.4
1989	Mark Rypien	476	280	3,786	588	22	80	13	7.92	88.1
1990	Mark Rypien	304	166	2,070	546	16	53	11	6.81	78.4
1991	Mark Rypien	421	249	3,564	591	28	82	11	8.47	97.9
1992	Mark Rypien	479	269	3,282	562	13	62	17	6.85	71.7
1993	Mark Rypien	319	166	1,514	520	4	43	10	4.75	56.3
1994	Heath Shuler	265	120	1,658	453	10	81	12	6.26	59.6
1995	Gus Frerotte	396	199	2,751	503	13	73	13	6.95	70.2
1996	Gus Frerotte	470	270	3,453	574	12	52	11	7.35	79.3
1997	Gus Frerotte	402	204	2,682	507	17	52	12	6.67	73.8
1998	Trent Green	509	278	3,441	546	23	75	11	6.76	81.8
1999	Brad Johnson	519	*316	4,005	609	24	65	13	7.72	90.0
2000	Brad Johnson	365	228	2,505	626	11	77	15	6.86	75.7
2001	Tony Banks	370	198	2,386	535	10	85	10	6.45	71.3
2002	Patrick Ramsey	227	117	1,539	51.5	9	62	8	6.78	71.8
2003	Patrick Ramsey	337	179	2,166	51.3	14	64	9	6.4	75.8
2004	Patrick Ramsey	272	169	1,665	62.1	10	51	11	6.1	74.8
2005	Mark Brunell	454	262	3,050	57.7	23	78	10	6.7	85.9

* NFL Leader

* NFC Leader

* Redskin Record

NFL Record

OWNERSHIP
COACHES
PLAYERS
STATISTICS
RECORDS
HISTORY
SIDELINES

Yearly Receiving Leaders

Year	Individual	Catches	Yards	Avg.	TDs
1932	Cliff Battles (B)	4	70	17.5	1
1933	Roy Horstmann (B)	11	185	16.8	0
1934	Charley Malone	11	121	11.0	2
1935	Charley Malone	22	433	19.7	2
1936	Wayne Millner	18	211	11.7	0
1937	Charley Malone	28	419	14.9	4
1938	Charley Malone	24	257	10.7	1
1939	Wayne Millner	19	294	15.5	4
1940	Jimmy Johnston (B)	29	350	12.1	3
1941	Wayne Millner	20	262	13.1	0
1942	Dick Todd (B)	23	328	14.3	4
1943	Joe Aquirre	37	420	11.4	7
1944	Joe Aquirre	34	410	12.1	4
1945	Steve Bagarus	39	637	16.3	5
1946	Steve Bagarus	31	438	14.1	3
1947	Bob Nussbaumer	47	597	12.7	4
1948	Dick Todd (B)	37	550	14.9	6
1949	Hugh Taylor	45	781	17.4	9
1950	Hugh Taylor	39	833	21.4	9
1951	Hugh Taylor	29	444	15.3	3
1952	Hugh Taylor	41	961	23.4	12
1953	Hugh Taylor	35	703	20.1	8
1954	Hugh Taylor	37	659	17.8	8
1955	John Carson	23	443	19.3	3
1956	John Carson	39	504	12.9	3
1957	John Carson	34	583	17.1	3
1958	Joe Walton	32	532	16.6	5
1959	Bill Anderson	35	734	20.9	6
1960	Bill Anderson	38	488	12.8	3
1961	Fred Dugan	53	817	15.4	4
1962	*Bobby Mitchell	72	1,384	19.2	11
1963	Bobby Mitchell	69	1,436	20.8	7
1964	Bobby Mitchell	60	904	15.1	10
1965	Bobby Mitchell	60	866	14.4	6
1966	*Charley Taylor	72	1,119	15.5	12
1967	*Charley Taylor	70	990	14.1	9
1968	Charley Taylor	48	650	13.5	5
1969	Charley Taylor	71	883	12.5	8
1970	Jerry Smith (TE) (Taylor 42 for 593)	43	575	13.3	9
1971	Roy Jefferson	47	701	14.9	4
1972	Charley Taylor	49	673	13.4	7
1973	Charley Taylor	59	801	13.6	7
1974	Charley Taylor	54	738	13.7	5
1975	Charley Taylor (Grant 41 for 776)	53	744	14.0	6
1976	Frank Grant	50	818	16.4	5
1977	Jean Fuggett (TE)	36	631	17.5	5
1978	Danny Buggs	36	575	15.9	2
1979	Danny Buggs	46	631	13.7	1
1980	Art Monk	58	797	13.7	3
1981	Joe Washington(RB) (Monk 56 for 894)	70	558	7.8	3
1982	Art Monk (Brown 32 for 690)	35	447	12.8	1
1983	*Charlie Brown	78	1,225	15.7	8
1984	*Art Monk	106	1,372	12.9	7
1985	Art Monk	91	1,226	13.4	2
1986	Gary Clark	74	1,265	17.1	7
1987	Gary Clark	56	1,066	19.0	7
1988	Ricky Sanders	73	1,148	15.7	12
1989	Art Monk	86	1,186	13.8	8
1990	Gary Clark	75	1,112	14.8	8
1991	Art Monk (Clark 70 for 1,340)	71	1,049	14.7	8
1992	Gary Clark	64	912	14.3	5
1993	Ricky Sanders	58	638	11.0	4
1994	Henry Ellard	74	1,397	18.9	6
1995	Henry Ellard	56	1,005	17.9	5
1996	Henry Ellard	52	1,014	19.5	2
1997	Jamie Asher (TE)	49	474	9.7	1
1998	Michael Westbrook	44	736	16.7	6
1999	Michael Westbrook	65	1,191	18.3	9
2000	Albert Connell	39	762	19.5	3
2001	Rod Gardner	46	741	16.1	4
2002	Rod Gardner	71	1,006	14.2	8
2003	Laveranues Coles	82	1,204	14.7	6
2004	Laveranues Coles	90	950	10.6	1
2005	Santana Moss	84	1,483	17.7	9

* NFL Leader

° NFC Leader

* Redskin Record

NFL Record

Yearly Scoring Leaders

Year	Player	TDs	PAT-A	PAT-M	FGA	FGM	Total
1932	Cliff Battles (B)	6	0	0	0	0	24
1933	Jim Musick (FB)	5	12	11	1	1	44
1934	Cliff Battles (B)	7	3	1	0	0	43
1935	Bill Shepherd (FB)	4	2	1	0	0	25
1936	Cliff Battles (B)	7	0	0	0	0	42
1937	Riley Smith (QB)	3	23	22	7	5	55
1938	Andy Farkas (B)	6	2	1	0	0	37
1939	*Andy Farkas (B)	11	3	2	1	0	68
1940	Dick Todd (B)	9	0	0	0	0	54
1941	Joe Aguirre (E)	2	9	8	5	2	26
1942	Andy Farkas (B)	6	3	3	0	0	39
1943	Andy Farkas (B)	9	0	0	0	0	54
1944	Joe Aguirre (E)	4	18	15	8	4	51
1945	Joe Aguirre (E)	0	24	23	13	7	44
1946	Dick Poillon (B)	1	21	21	16	6	45
1947	Dick Poillon (B)	6	41	37	6	4	85
1948	Dick Poillon (B)	3	38	33	7	5	66
1949	Hugh Taylor (E)	9	0	0	0	0	54
1950	Bill Dudley (RB)	3	31	31	0	5	64
1951	Bill Dudley (RB)	3	22	21	13	10	69
1952	Hugh Taylor (E)	12	0	0	0	0	72
1953	Bill Dudley (RB)	0	25	25	22	11	58
1954	Hugh Taylor (E)	8	0	0	0	0	48
1955	Vic Janowicz (RB)	7	31	28	20	6	88
1956	Sam Baker	0	19	16	25	17	67
1957	*Sam Baker	1	30	29	23	14	77
1958	Sam Baker	0	25	25	26	13	64
1959	Sam Baker	0	22	21	22	10	54
1960	Bob Khayat	0	19	19	23	15	64
1961	John Aveni	1	23	21	28	5	42
1962	Bobby Mitchell (WR)	12	0	0	0	0	72
1963	Bob Khayat	0	34	33	26	12	69
1964	Jim Martin	0	39	35	26	12	71
1965	Bob Jencks	0	32	29	17	10	59
1966	Charlie Gogolak	0	41	39	32	22	105
1967	Jerry Smith (TE)	12	0	0	0	0	72
1968	Charlie Gogolak	0	31	30	19	9	57
1969	Curt Knight	0	36	35	27	16	83
1970	Curt Knight	0	34	33	27	20	93
1971	*Curt Knight	0	27	27	49	29	114
1972	Curt Knight	0	42	40	30	14	82
1973	Curt Knight	0	37	37	42	22	103
1974	Mark Moseley	0	30	27	30	18	81
1975	Mark Moseley	0	39	37	24	16	85
1976	*Mark Moseley	0	32	31	34	22	97
1977	Mark Moseley	0	19	19	37	21	82
1978	Mark Moseley	0	31	30	30	19	87
1979	*Mark Moseley	0	39	39	33	25	114
1980	Mark Moseley	0	30	27	33	18	81
1981	Mark Moseley	0	42	38	30	19	95
1982	Mark Moseley	0	19	16	21	20	76
1983	*Mark Moseley	0	*63	*62	47	*33	*161
1984	Mark Moseley	0	51	48	31	24	120
1985	Mark Moseley	0	33	31	34	22	97
1986	George Rogers (RB)	18	0	0	0	0	108
1987	Ali Haji-Sheikh	0	32	29	19	13	68
1988	Chip Lohmiller	0	41	40	26	19	97
1989	Chip Lohmiller	0	41	41	40	29	128
1990	*Chip Lohmiller	0	41	41	40	30	131
1991	*Chip Lohmiller	0	56	56	43	31	149
1992	*Chip Lohmiller	0	30	30	40	30	120
1993	Chip Lohmiller	0	26	24	28	16	72
1994	Chip Lohmiller	0	32	30	28	20	90
1995	Eddie Murray	0	33	33	36	27	114
1996	Terry Allen (RB)	*21	0	0	0	0	126
1997	Scott Blanton	0	34	34	24	16	82
1998	Cary Blanchard	0	31	30	17	11	63
1999	Brett Conway	0	50	49	32	22	115
2000	Stephen Davis (RB)	11	0	0	0	0	66
2001	Brett Conway	0	22	22	33	26	100
2002	James Tuthill	0	21	20	16	10	50
2003	John Hall	0	27	26	33	25	101
2004	John Hall	0	13	13	11	8	37
2005	Clinton Portis	11	0	0	0	0	68

* NFL Leader

* NFC Leader

* Redskin Record

NFL Record

SIDELINES HISTORY RECORDS STATISTICS PLAYERS COACHES OWNERSHIP

Yearly Interception Leaders

Year	Player	No.	Yards	Avg.	LG	TD
1942	Sammy Baugh	5	77	15.4	29	0
1943	*Sammy Baugh	11	112	10.2	23	0
1944	Wilbur Moore	5	53	10.6	35	0
1945	Sammy Baugh	4	114	28.5	74	0
	Dick Todd	4	35	8.7	22	0
	Bob Seymour	4	27	7.0	8	0
1946	Steve Bagarus	4	66	16.5	41	0
	Dick Todd	4	26	6.5	20	0
1947	Tom Farmer	6	27	4.5	22	0
1948	*Dan Sandifer	*13	*258	19.9	54	*2
1949	Dan Sandifer	5	82	16.4	59	0
1950	Hall Haynes	4	77	19.3	40	1
	Harry Dawda	4	27	6.9	28	1
1951	Harry Gilmer	5	79	17.0	30	0
	Ed Salem	5	26	5.2	21	0
1952	Johnny Williams	5	97	19.4	38	1
1953	Don Doll	10	102	10.2	28	0
1954	Dick Alban	9	81	9.0	27	0
1955	Norb Hecker	6	52	8.7	26	0
1956	Norb Hecker	8	26	3.3	26	0
1957	Don Shula	3	48	16.0	30	0
	Norb Hecker	3	39	13.9	22	0
1958	Dick James	4	43	10.8	27	0
1959	Dick James	3	47	15.7	25	0
1960	Ben Scott	4	76	19.0	30	0
1961	Jim Kerr	7	93	13.3	38	0
1962	Claude Crabb	6	30	5.0	13	0
1963	Jim Steffen	5	140	28.0	78	1
1964	*Paul Krause	12	140	11.7	35	1
1965	Paul Krause	6	118	19.7	43	0
	John Sample	6	57	9.5	28	0
1966	Brig Owens	7	165	23.6	60	1
1967	Paul Krause	8	75	9.4	32	0
1968	Brig Owens	8	109	13.6	38	0
1969	Rickie Harris	4	81	20.3	47	0
1970	Brig Owens	4	86	21.5	32	0
	Mike Bass	4	37	9.3	22	0
1971	Mike Bass	8	78	9.8	38	1
1972	Chris Hanburger	4	98	24.5	41	1
	Pat Fischer	4	61	15.3	35	0
1973	Ken Houston	6	32	5.3	22	0
1974	Ken Stone	5	95	19.0	31	0
1975	Mike Bass	4	85	21.3	30	0
	Ken Houston	4	33	8.3	19	0
1976	Joe Lavender	8	77	9.6	28	0
1977	Ken Houston	5	69	13.8	31	0
1978	Jake Scott	7	72	10.3	39	0
1979	Lemar Parrish	9	65	7.2	23	0
1980	Lemar Parrish	7	13	1.9	9	0
1981	Mark Murphy	7	68	9.7	29	0
1982	Vernon Dean	3	62	20.7	26	0
	Jeris White	3	4	1.3	4	0
1983	*Mark Murphy	9	127	14.1	48	0
1984	Vernon Dean	7	114	16.3	36	*2
1985	Curtis Jordan	5	88	17.5	36	0
	Vernon Dean	5	8	1.6	8	0
1986	Darrell Green	5	9	1.8	7	0
1987	*Barry Wilburn	9	135	15.0	*100	1
1988	Barry Wilburn	4	24	6.0	14	0
1989	AJ Johnson	4	94	23.5	59	1
	Alvin Walton	4	58	14.5	29	1
	Brian Davis	4	40	10.0	15	0
1990	Martin Mayhew	7	20	2.9	15	0
1991	Wilber Marshall	5	75	15.0	54	1
	Darrell Green	5	47	9.4	24	0
1992	Brad Edwards	6	157	26.2	53	1
1993	Tom Carter	6	54	9.0	29	0
1994	Andre Collins	4	150	*37.5	92	*2
1995	Tom Carter	4	116	29.0	51	1
1996	Tom Carter	5	24	4.8	24	0
1997	Cris Dishman	4	47	11.8	29	1
1998	Leomont Evans	3	77	25.7	54	0
	Darrell Green	3	36	12.0	36	0
1999	Matt Stevens	6	61	10.2	25	0
2000	Champ Bailey	5	48	9.6	48	0
2001	Fred Smoot	5	36	7.2	36	0
2002	Fred Smoot	4	12	3.0	12	0
2003	Fred Smoot	4	35	8.8	35	0
2004	Shawn Springs	5	117	23.4	38	0
2005	Lemar Marshall	4	55	13.8	27	1

* NFL Leader

* NFC Leader

* Redskin Record

NFL Record

Yearly Punting Leaders

Year	Player	No.	Gross	Net	TB	LG
1939	Sam Baugh	26	38.0			.69
1940	*Sam Baugh	35	*51.4			*.85
1941	*Sam Baugh	30	48.7			.75
1942	*Sam Baugh	37	46.6			.74
1943	*Sam Baugh	50	45.9			.81
1944	Sam Baugh	44	40.6			.76
1945	Sam Baugh	33	43.3			.57
1946	Sam Baugh	33	45.1			.73
1947	Sam Baugh	35	43.7			.67
1948	Dick Poillon	51	42.2			.76
1949	Dick Poillon	66	40.9			.59
1950	Charlie Justice	22	41.3			.57
1951	Billy Cox	38	40.0			.61
1952	Eddie LeBaron	51	42.2			.63
1953	Eddie LeBaron	41	39.3			.60
1954	Charlie Justice	61	40.3			.63
1955	Eddie LeBaron	62	41.6			.57
1956	Sam Baker	59	42.5			.56
1957	Sam Baker	50	42.8			.63
1958	*Sam Baker	48	45.2			.64
1959	Sam Baker	49	45.5			.66
1960	Eagle Day	59	41.9			.56
1961	Sam Horner	63	38.2			.62
1962	Doug Elmore	54	34.4			.52
1963	Pat Richter	53	41.7			.61
1964	Pat Richter	*91	41.2			.63
1965	Pat Richter	54	43.8			.72
1966	Pat Richter	68	42.4			.60
1967	Pat Richter	72	41.3			.58
1968	Mike Bragg	76	43.3			.64
1969	Mike Bragg	70	42.2			.63
1970	Mike Bragg	61	40.9			.66
1971	Mike Bragg	58	40.5			.59
1972	Mike Bragg	59	38.5			.62
1973	Mike Bragg	64	39.8			.57
1974	Mike Bragg	74	38.1			.57
1975	Mike Bragg	72	40.6			.63
1976	Mike Bragg	90	38.9	32.9	.15	.56
1977	Mike Bragg	91	38.5	35.1	.29	.56
1978	Mike Bragg	*103	39.4	33.9	.23	.56
1979	Mike Bragg	78	38.4	34.1	.12	.74
1980	Mike Connell	85	39.2	33.4	.11	.57
1981	Mike Connell	73	40.0	33.4	.13	.57
1982	Jeff Hayes	51	38.0	33.3	.10	.58
1983	Jeff Hayes	72	38.8	32.6	.29	.56
1984	Jeff Hayes	72	39.4	34.9	.11	.59
1985	Steve Cox	52	41.8	32.4	.14	.57
1986	Steve Cox	75	43.6	35.0	.19	.71
1987	Steve Cox	63	40.8	35.0	.14	.77
1988	Greg Coleman	39	38.6	29.2	.8	.53
1989	Ralf Mojsiejenko	62	43.0	33.3	.21	.74
1990	Ralf Mojsiejenko	43	39.2	34.2	.17	.53
1991	Kelly Goodburn	42	39.8	33.1	.16	.61
1992	Kelly Goodburn	64	39.9	32.7	.17	.66
1993	Reggie Roby	78	44.2	37.2	.25	.68
1994	Reggie Roby	82	44.4	36.1	.21	.65
1995	Matt Turk	74	42.4	37.7	*.29	.60
1996	Matt Turk	*75	45.1	*39.2	.25	.63
1997	Matt Turk	84	45.1	*39.2	.32	.62
1998	Matt Turk	93	44.1	*39.0	*.33	.69
1999	Matt Turk	62	41.4	35.6	.16	.57
2000	Tommy Barnhardt	79	40.0	37.2	.23	.53
2001	Bryan Barker	90	41.6	34.8	.27	.59
2002	Bryan Barker	48	40.1	30.0	.13	.63
2003	Bryan Barker	84	40.2	34.3	.24	.69
2004	Tom Tupa	104	44.1	35.2	.8	.61
2005	Derrick Frost	76	40.4	36.5	.6	.55

• NFL Leader

° NFC Leader

* Redskin Record

NFL Record

OWNERSHIP
 COACHES
 PLAYERS
 STATISTICS
 RECORDS
 HISTORY
 SIDELINES

Yearly Punt Return Leaders

Year	Player	No	Yards	Avg	LG	TD
1941	Dick Todd	14	238	*17.0	73t	1
1942	Andy Farkas	16	219	13.7	51	0
1943	*Andy Farkas	15	168	11.2	33	0
1944	Frank Seno	10	129	12.9	*60	0
1945	Steve Bagarus	*21	*251	11.0	28	0
1946	Steve Bagarus	18	192	10.7	33	0
1947	Eddie Saenz	24	308	12.8	30	0
1948	Dan Sandifer	20	236	11.8	35	0
1949	Dan Sandifer	18	199	11.1	41	0
1950	Bill Dudley	12	185	15.4	*96t	1
1951	Bill Dudley	22	172	7.8	27	0
1952	John Williams	24	366	15.3	74t	*2
1953	John Williams	18	172	9.6	62	0
1954	Joe Scudero	14	53	3.8	25	0
1955	Joe Scudero	25	241	9.6	49t	1
1956	Joe Scudero	10	50	5.0	12	0
1957	*Bert Zagers	14	217	15.5	76t	*2
1958	Joe Scudero	8	27	3.4	8	0
1959	Dick James	21	95	4.5	26	0
1960	Dick James	7	46	6.6	20	0
1961	Dick James	12	90	7.5	18	0
1962	Dick James	19	145	7.6	33	0
1963	*Dick James	16	214	13.4	39	0
1964	Pervis Atkins	13	138	10.6	68	0
1965	Rickie Harris	31	377	12.2	57t	1
1966	Rickie Harris	18	108	6.0	52t	*1
1967	Rickie Harris	23	208	9.0	51	1
1968	Rickie Harris	19	144	7.6	20	0
1969	Rickie Harris	14	158	11.3	*86t	*1
1970	Rickie Harris	14	10	0.7	8	0
1971	*Les Duncan	22	233	10.6	33	0
1972	Ted Vactor	17	88	5.2	28	0
1973	Les Duncan	28	228	8.1	18	0
1974	Joe Theissmann	15	157	10.5	44	0
1975	Larry Jones	*53	407	7.7	52t	1
1976	*Eddie Brown	48	*646	13.5	*71t	1
1977	Eddie Brown	*57	452	7.9	43	0
1978	Tony Green	42	443	10.5	*80t	1
1979	Buddy Hardeman	24	207	8.6	52	0
1980	Mike Nelms	48	487	10.1	64	0
1981	Mike Nelms	45	492	10.9	75t	*2
1982	Mike Nelms	32	252	7.9	28	0
1983	Mike Nelms	38	289	7.6	35	0
1984	Mike Nelms	49	428	8.7	46	0
1985	Ken Jenkins	26	272	10.5	28	0
1986	Ken Jenkins	28	270	9.6	30	0
1987	Eric Yarber	37	233	7.4	33	0
1988	Derrick Shepard	12	52	4.3	15	0
1989	Joe Howard-Johnson	21	200	9.5	38	0
1990	Walter Stanley	24	176	7.3	32	0
1991	Brian Mitchell	45	*600	13.3	69t	*2
1992	Brian Mitchell	29	271	9.3	84t	1
1993	Brian Mitchell	29	193	6.7	48	0
1994	*Brian Mitchell	32	*452	14.1	78t	*2
1995	Brian Mitchell	25	315	12.6	59t	1
1996	Brian Mitchell	23	258	11.2	71	0
1997	Brian Mitchell	38	442	11.6	63t	1
1998	Brian Mitchell	44	506	11.5	47	0
1999	Brian Mitchell	40	332	8.3	33	0
2000	Deion Sanders	25	185	7.4	57	0
2001	Eric Metcalf	33	412	12.5	89t	1
2002	Champ Bailey	24	238	9.9	39	0
2003	Chad Morton	19	188	9.9	28	0
2004	James Thrash	19	162	8.5	43	0
2005	James Thrash	10	77	7.7	18	0

* NFL Leader

* NFC Leader

* Redskin Record

NFL Record

Yearly Kick Return Leaders

Year	Player	No.	Yards	Avg.	LG	TD
1942	Andy Farkas	4	206	51.5	95t	1
1943	Frank Seno	3	61	20.3	25	0
1944	Andy Farkas	11	229	20.8	35	0
1945	Steve Bagarus	12	325	27.0	55	0
1946	Steve Bagarus	13	332	25.5	51	0
1947	Eddie Saenz	29	797	27.4	94t	2
1948	Dan Sandifer	26	594	22.8	96t	1
1949	Dan Sandifer	24	518	21.6	70	0
1950	Eddie Saenz	12	347	28.9	71	0
1951	Harry Dowda	13	341	26.2	39	0
1952	John Williams	20	486	24.3	48	0
1953	John Williams	9	224	24.9	33	0
1954	Dale Atkeson	24	623	26.0	99t	1
1955	Joe Scudero	25	699	28.0	94t	1
1956	Tom Runnels	17	375	22.0	37	0
1957	Bert Zagers	15	348	23.2	35	0
1958	Sid Watson	19	443	23.3	47	0
1959	Dick James	23	503	21.9	38	0
1960	Dick James	19	458	24.1	48	0
1961	Dick James	21	617	29.4	48	0
1962	Dick James	32	889	27.8	72	0
1963	Dick James	30	830	27.7	48	0
1964	Billie Clay	19	482	25.4	84	0
1965	Bill Hunter	18	432	24.0	50	0
1966	Fred Mazurek	21	505	24.0	58	0
1967	John Love	17	422	24.8	96t	1
1968	Rickie Harris	23	579	25.2	49	0
1969	Rickie Harris	19	458	24.1	54	0
1970	Ted Vactor	27	700	25.0	51	0
1971	Les Duncan	27	724	26.8	48	0
1972	Les Duncan	15	364	24.3	41	0
1973	Herb Mul-Key	36	1,011	28.1	97t	1
1974	Larry Jones	23	672	29.2	102t	1
1975	Larry Jones	47	1,086	23.1	44	0
1976	Eddie Brown	30	738	24.6	67	0
1977	Eddie Brown	34	852	25.1	60	0
1978	Tony Green	34	870	25.6	99t	1
1979	Buddy Hardeman	19	404	21.3	33	0
1980	Mike Nelms	38	810	21.3	51	0
1981	Mike Nelms	37	1,099	29.7	84	0
1982	Mike Nelms	23	557	24.2	58	0
1983	Mike Nelms	35	802	22.9	41	0
1984	Mike Nelms	42	960	20.5	36	0
1985	Ken Jenkins	41	1,018	24.8	95	0
1986	Ken Jenkins	27	554	20.5	37	0
1987	Keith Griffin	25	478	19.1	54	0
1988	Jamie Morris	21	413	19.7	35	0
1989	Joe Howard-Johnson	21	522	24.9	99t	1
1990	Joe Howard-Johnson	22	427	19.4	35	0
1991	Brian Mitchell	29	583	20.1	35	0
1992	Brian Mitchell	23	492	21.4	47	0
1993	Brian Mitchell	33	578	20.5	68	0
1994	Brian Mitchell	58	1,478	25.5	86	0
1995	Brian Mitchell	55	1,408	25.6	59	0
1996	Brian Mitchell	56	1,258	22.5	50	0
1997	Brian Mitchell	47	1,094	23.3	97t	1
1998	Brian Mitchell	59	1,337	22.7	101t	1
1999	Brian Mitchell	43	893	20.8	45	0
2000	James Thrash	45	1,000	22.2	49	0
2001	Michael Bates	49	1,150	23.5	41	0
2002	Ladell Betts	28	690	24.6	60	0
2003	Chad Morton	44	1,029	23.4	94t	1
2004	Ladell Betts	28	528	23.0	70	0
2005	Ladell Betts	24	621	25.9	94t	1

• NFL Leader ° NFC Leader * Redskin Record # NFL Record

Year-By-Year Stats

YR	SCORING			RUSHING			PASSING			OWN-OPP IN-IN		
	OWN-OPP PTS-PTS	OWN-OPP PPG-PPG	OWN-OPP ATT-ATT	OWN-OPP YDS - YDS	OWN-OPP AVG-AVG	OWN-OPP TD-TD	OWN-OPP ATT-ATT	OWN-OPP COM-COM	OWN-OPP PCT-PCT		OWN-OPP YDS-YDS	OWN-OPP AVG-AVG
1932	55-79	5.5-7.9	304-400	1,249-1,249	4.1-4.1	4-4	92-92	17-17	18.5-18.5	216-216	2.3-2.3	1-1
1933	107-94	8.5-8.1	467-329	2,260-1,159	4.8-3.5	11-6	138-162	33-72	31.1-44.4	514-1,312	4.8-8.1	1-7
1934	103-97	8.9-7.8	415-418	1,688-1,715	4.0-4.1	10-5	136-159	35-45	25.4-28.3	459-682	3.4-4.3	4-4
1935	65-123	5.9-11.2	448-404	1,265-998	2.8-2.5	5-5	175-167	48-68	27.4-40.7	767-928	4.4-5.6	9-8
1936	149-110	12.4-9.2	435-434	1,454-1,148	3.3-2.6	8-3	214-198	77-62	36.0-31.3	1,102-954	5.1-4.8	5-7
1937	195-120	17.7-10.9	450-352	1,604-1,148	3.6-3.3	11-3	222-171	99-66	44.6-38.6	1,316-946	5.9-5.5	11-12
1938	148-154	13.5-4.0	388-427	1,424-1,231	3.7-2.9	10-8	248-195	114-69	46.0-35.0	1,536-943	6.2-4.8	9-9
1939	242-94	24.2-9.4	410-412	1,693-999	4.1-2.4	12-5	201-243	117-90	58.3-37.0	1,795-1,116	8.9-6.4	18-6
1940	245-142	22.9-12.9	400-362	1,402-1,075	3.5-3.0	15-5	244-287	144-125	59.0-43.6	1,887-1,782	7.7-6.2	18-11
1941	176-774	16.0-15.8	406-410	1,097-1,110	2.7-2.7	7-16	262-229	134-103	51.1-45.0	1,563-1,338	6.0-5.8	11-14
1942	227-102	22.7-10.2	413-367	1,521-848	3.7-2.3	9-5	252-216	137-81	53.3-37.5	1,600-1,093	6.2-5.1	16-5
1943	229-137	22.9-13.7	320-406	1,069-1,330	3.3-3.3	7-10	154-139	139-77	54.7-39.9	1,887-1,026	7.2-5.3	24-9
1944	168-180	16.9-18.0	342-409	904-1,492	2.6-3.7	6-15	209-188	170-84	56.9-44.7	2,021-1,166	6.8-6.2	17-9
1945	209-121	20.9-12.1	394-337	1,708-1,003	4.3-3.0	15-8	228-209	146-95	64.0-45.5	1,868-1,121	8.1-5.4	12-9
1946	171-191	15.5-17.4	435-407	1,492-1,103	3.4-2.7	10-16	221-216	112-101	50.7-46.8	1,613-1,342	7.3-6.2	10-10
1947	295-367	24.6-30.6	384-409	1,343-1,546	3.5-3.8	11-18	416-282	231-146	55.5-51.8	3,336-2,422	8.0-8.6	28-26
1948	291-287	24.3-28.3	434-482	1,603-1,958	3.7-4.1	11-17	360-289	202-135	56.1-46.7	2,861-1,953	7.9-6.8	24-20
1949	268-339	22.3-33.9	407-487	1,579-2,316	3.9-4.8	14-23	394-316	197-148	49.0-44.2	2,093-2,276	6.7-6.9	18-19
1950	232-326	19.3-27.2	410-462	1,773-1,944	4.3-4.2	10-17	314-328	154-145	50.4-46.8	2,816-2,409	7.1-7.6	22-24
1951	188-236	15.3-24.7	547-464	2,151-2,083	3.9-4.5	14-20	226-295	99-140	43.8-47.4	1,508-2,104	6.8-7.1	8-16
1952	240-287	20.0-23.9	467-428	1,655-1,817	3.5-4.3	10-19	286-275	147-121	51.4-44.0	2,127-1,817	7.4-6.6	20-12
1953	208-215	17.9-17.9	413-455	1,726-1,886	4.2-4.1	10-15	278-350	107-171	38.5-48.9	1,796-1,950	6.2-5.8	12-8
1954	247-432	17.3-36.0	427-400	1,626-1,888	3.8-4.7	9-20	257-387	116-127	45.1-56.1	1,813-3,060	7.1-7.9	15-33
1955	204-222	20.5-18.5	478-381	2,000-1,275	4.2-3.3	17-8	297-340	101-165	39.3-48.5	1,549-2,189	6.0-6.4	11-17
1956	188-225	15.3-18.6	501-446	1,743-1,570	3.5-3.5	5-15	215-240	140-220	48.4-50.0	1,345-1,739	6.2-7.2	11-11
1957	251-230	29.9-19.2	500-394	1,873-1,567	3.7-4.0	17-11	201-262	109-135	54.2-51.5	1,741-2,193	8.7-8.4	11-18
1958	214-268	17.8-22.3	480-396	1,977-1,734	4.1-4.4	11-13	251-300	121-153	48.2-51.0	1,989-2,782	7.9-9.3	14-21
1959	185-350	15.4-29.2	422-404	1,964-2,214	4.7-5.5	9-19	284-319	121-185	42.6-58.0	1,816-2,606	6.4-8.2	13-26
1960	179-309	14.9-25.7	415-362	1,313-1,502	3.2-4.1	9-9	274-321	147-169	53.6-52.8	1,816-2,768	6.6-8.8	9-24
1961	174-392	12.4-28.0	361-412	1,072-1,550	3.0-3.8	9-10	420-409	189-238	45.0-58.2	2,586-3,493	6.1-8.5	12-37
1962	305-376	21.8-26.9	371-411	1,088-1,636	2.9-4.0	10-12	223-247	52.1-60.0	3.52-3.860	8.3-9.4	27-35	27-28
1963	279-398	19.9-28.4	344-469	1,289-1,853	3.7-4.0	15-12	420-417	230-240	47.4-55.2	3,525-3,484	8.8-8.4	17-33
1964	307-305	21.9-21.8	366-440	1,237-1,813	3.4-4.1	11-20	415-406	214-193	51.6-47.5	3,071-2,600	7.4-6.4	25-16
1965	257-301	18.4-21.5	354-486	1,037-1,753	2.9-3.6	7-16	427-318	220-161	51.5-50.6	2,908-2,359	6.8-8.0	20-15
1966	351-355	25.1-25.4	356-438	1,377-1,831	3.9-4.2	9-19	443-411	255-224	57.6-54.5	3,230-3,237	7.5-7.9	28-21
1967	347-353	24.8-25.2	345-431	1,247-1,852	3.6-4.3	13-19	527-468	301-268	57.1-55.8	3,887-3,713	7.4-7.9	31-20
1968	249-358	17.8-25.6	360-497	1,164-2,194	3.2-4.4	6-18	408-359	227-202	55.6-56.3	2,824-2,662	6.9-7.4	23-16

YR	SCORING			RUSHING			PASSING			OWN-OPP TD-TD	OWN-OPP IN-IN	
	OWN-OPP PTS-PTS	OWN-OPP PPG-PPG	OWN-OPP ATT-ATT	OWN-OPP YDS - YDS	OWN-OPP YDS - YDS	OWN-OPP ATT-ATT	OWN-OPP COM-COM	OWN-OPP PCT-PCT	OWN-OPP YDS-YDS			OWN-OPP AVG-AVG
1969	307-319	21.9-22.8	377-511	1,532-2,299	4.1-4.5	11-26	444-369	61.9-52.0	3,105-2,316	7.0-6.3	22-11	16-16
1970	297-314	21.2-22.4	444-468	2,021-2,068	4.6-4.4	11-19	342-374	59.4-54.8	2,357-2,434	6.9-6.5	23-14	10-15
1971	276-190	19.7-13.6	477-408	1,757-1,386	3.7-3.4	8-7	334-411	54.5-46.5	2,391-2,448	7.2-6.0	13-11	15-29
1972	336-218	24.0-15.6	513-427	2,082-1,733	4.1-4.1	17-12	294-367	159-186	2,281-2,130	8.0-5.8	21-10	15-17
1973	325-198	23.2-14.1	459-480	1,439-1,603	3.1-3.3	9-8	372-406	56.2-50.0	2,560-2,531	6.9-6.2	20-12	14-26
1974	320-196	22.9-14.0	470-414	1,443-1,439	3.1-3.5	11-7	413-399	61.5-49.4	2,978-2,102	7.2-5.3	22-13	11-25
1975	325-276	23.2-19.7	444-525	1,752-2,047	3.9-3.9	9-11	448-389	50.4-41.2	3,092-2,714	6.9-7.0	28-17	29-18
1976	291-217	20.8-15.5	548-555	2,111-2,205	3.9-4.0	10-12	370-354	50.4-41.2	2,288-2,241	6.2-6.3	20-11	20-26
1977	196-189	14.0-13.5	522-537	1,752-2,039	3.5-3.8	4-8	383-380	47.8-43.9	2,284-2,430	6.0-6.4	15-12	16-21
1978	273-283	17.1-17.7	537-625	2,082-2,538	3.9-4.1	10-15	439-409	58.4-48.2	2,978-2,701	5.3-5.4	17-11	21-22
1979	348-295	21.8-18.4	609-541	2,328-2,154	3.8-4.0	17-21	235-224	58.6-49.8	2,839-3,339	5.9-5.8	20-18	15-26
1980	261-293	16.3-18.3	517-585	2,016-2,524	3.9-4.3	12-16	486-392	58.4-47.7	3,171-2,504	5.4-5.0	17-17	18-33
1981	347-349	21.7-21.8	532-532	2,157-2,161	4.1-4.1	19-17	525-462	58.5-47.3	3,743-3,310	6.3-6.3	19-21	22-24
1982	190-128	21.1-14.2	315-247	1,140-946	3.6-3.8	5-8	253-275	54.0-63.1	2,068-1,870	6.5-5.3	13-8	9-11
1983	541-332	33.8-20.8	629-349	2,625-1,289	4.2-3.7	30-9	463-570	60.0-52.2	3,765-4,377	7.1-6.4	29-28	11-34
1984	426-310	26.6-19.4	588-390	2,274-1,589	3.9-4.1	20-13	485-575	59.0-55.3	3,417-4,301	7.1-7.5	24-25	13-21
1985	297-312	18.6-19.5	571-424	2,529-1,734	4.4-4.1	20-11	512-465	54.7-51.4	3,243-3,124	5.0-5.3	13-19	21-23
1986	368-296	23.0-18.5	474-459	1,732-1,805	3.7-3.9	23-14	542-532	47.8-52.7	4,109-3,916	6.8-6.0	22-21	22-19
1987	379-285	25.3-19.0	500-441	2,102-1,679	4.2-3.8	18-10	247-276	51.7-52.4	3,718-3,767	7.8-7.1	27-19	18-23
1988	345-387	21.6-24.2	437-442	1,543-1,745	3.5-3.9	8-17	592-497	55.2-52.5	4,339-3,744	7.3-7.5	33-24	25-14
1989	386-308	24.1-19.3	514-384	1,904-1,344	3.7-3.5	14-9	381-530	58.0-52.3	4,476-3,875	7.7-7.3	32-25	17-27
1990	381-301	23.8-18.8	515-382	3,083-1,587	4.0-4.2	16-8	539-514	56.2-54.7	3,611-3,483	6.7-6.8	22-21	22-21
1991	485-224	30.3-14.0	540-348	2,049-1,346	3.8-3.9	21-11	447-549	56.1-55.4	3,771-3,292	8.4-6.0	30-18	11-27
1992	300-255	18.8-15.9	483-406	1,727-1,686	3.6-4.2	10-11	483-466	58.4-60.2	3,339-3,021	6.9-6.5	15-15	17-23
1993	320-345	14.4-21.6	396-513	1,728-2,112	4.4-4.1	11-14	533-483	53.8-60.2	2,764-3,584	5.2-7.4	11-24	21-17
1994	320-412	20.0-25.8	407-556	1,415-1,975	3.5-3.6	5-24	546-486	49.6-60.5	3,524-3,799	6.5-7.7	25-22	27-17
1995	326-359	20.4-22.4	469-483	1,956-2,132	4.2-4.4	15-18	521-546	50.9-61.9	3,496-3,403	6.7-6.2	16-20	20-16
1996	364-312	22.8-19.5	467-520	1,910-2,275	4.1-4.4	27-20	471-560	57.3-58.0	3,453-3,655	7.3-6.5	12-12	11-21
1997	327-289	20.4-18.1	453-508	1,615-2,212	3.6-4.4	12-15	547-513	51.7-52.0	3,389-2,818	5.8-5.1	22-14	22-16
1998	319-421	19.9-26.3	401-531	1,685-2,436	4.2-4.6	15-24	566-483	53.8-57.0	3,724-3,112	6.6-6.3	24-21	14-13
1999	443-377	27.7-23.6	483-439	2,039-1,973	4.4-4.5	23-16	537-589	60.3-55.7	4,112-3,953	7.7-6.7	26-23	14-24
2000	281-269	17.6-16.8	445-430	1,748-1,853	3.9-4.3	14-9	561-462	61.1-55.0	3,648-2,821	7.0-6.3	13-12	21-17
2001	256-303	16.0-18.9	490-484	1,948-1,869	4.0-3.9	10-10	432-473	54.4-55.4	2,716-3,116	6.2-6.5	18-19	17-17
2002	307-395	19.2-22.8	442-435	1,889-1,754	4.3-4.0	10-14	559-531	53.7-57.3	3,523-3,283	6.3-6.2	24-19	14-20
2003	287-372	17.9-23.3	421-504	1,653-2,217	3.9-4.4	8-20	527-483	53.7-59.0	3,273-3,354	6.2-6.9	21-23	16-17
2004	240-265	15.0-15.6	471-420	1,765-1,305	3.7-4.1	6-8	514-516	56.0-57.0	2,934-3,222	5.7-6.2	18-17	17-18
2005	359-293	22.4-18.3	525-411	2,183-1,686	4.2-4.1	15-15	481-535	57.8-54.4	3,346-3,318	7.0-6.2	25-15	11-16

100-yard Rushing Games

Date	Player	Opp	W/L/T	Att.	Yds.	TD
9/17/89	Gerald Riggs	vs Philadelphia	L	29	221	1
10/8/83	Cliff Battles	vs New York	W	16	215	1
12/21/85	George Rogers	@ St. Louis	W	34	206	1
1/31/88	Timmy Smith	vs Denver	W	22	204	2
11/21/76	Mike Thomas	@ St. Louis	W	31	195	1
10/29/72	Larry Brown	@ Giants	W	29	191	1
11/15/59	J. Olszewski	vs Cleveland	L	18	190	1
12/12/99	Stephen Davis	vs Arizona	W	37	189	1
11/5/83	John Riggins	vs Minnesota	W	37	185	1
11/21/99	Stephen Davis	vs NY Giants	W	33	183	1
10/17/04	Clinton Portis	@ Chicago	W	36	171	0
11/1/59	Don Bosseler	@ Philadelphia	L	23	168	2
10/21/45	Frank Akins	vs Philadelphia	W	24	168	2
11/1/42	Andy Farkas	vs Philadelphia	W	24	166	1
1/30/83	John Riggins	vs Miami	W	38	166	1
10/19/58	J. Olszewski	vs Green Bay	W	21	165	1
12/5/37	Cliff Battles	@ New York	W	25	165	2
10/14/84	John Riggins	vs Dallas	W	32	165	0
11/3/85	Keith Griffin	@ Atlanta	W	16	164	2
12/2/90	Earnest Byner	vs Miami	W	32	157	3
9/19/93	Reggie Brooks	@ Philadelphia	L	22	154	1
12/22/90	Earnest Byner	@ Indianapolis	L	31	154	0
12/17/88	Jamie Morris	@ Cincinnati	L	45	152	0
12/16/79	John Riggins	@ Dallas	L	22	151	2
12/9/45	Frank Akins	vs New York	W	23	150	1
10/17/71	Larry Brown	vs St. Louis	W	25	150	0
12/16/73	Larry Brown	vs Philadelphia	W	26	150	1
12/8/85	George Rogers	@ Philadelphia	W	36	150	1
12/15/90	Earnest Byner	@ New England	W	39	149	1
1/6/02	Stephen Davis	vs Arizona	W	38	148	1
11/25/51	Rob Goode	vs Los Angeles	W	23	148	2
9/24/72	Larry Brown	vs St. Louis	W	26	148	0
9/12/04	Clinton Portis	vs Tampa Bay	W	29	148	1
12/5/04	Clinton Portis	vs NY Giants	W	31	148	1
10/23/83	J. Washington	vs Detroit	W	22	147	0
11/7/04	Clinton Portis	@ Detroit	W	34	147	0
12/17/61	Dick James	vs Dallas	W	27	146	3
9/15/96	Terry Allen	@ NY Giants	W	27	146	1
12/7/56	Don Bosseler	vs Pittsburgh	L	25	145	2
10/30/32	Cliff Battles	vs Bers	T	24	144	0
11/8/81	Joe Washington	vs Detroit	W	27	144	2
11/13/05	Clinton Portis	@ Tampa Bay	L	23	144	1
10/31/99	Stephen Davis	vs Chicago	W	12	143	2
9/19/76	Mike Thomas	vs Seattle	W	27	143	1
11/4/01	Stephen Davis	vs Seattle	W	32	142	1
8/31/97	Terry Allen	@ Carolina	W	25	141	2
10/1/00	Stephen Davis	vs Tampa Bay	W	28	141	1
10/23/88	Kevin Bryant	@ Green Bay	W	27	140	0
9/23/84	John Riggins	@ New England	W	33	140	1
12/2/83	John Riggins	vs Dallas	W	36	140	2
11/29/70	Larry Brown	vs Giants	L	17	139	0
12/7/69	Larry Brown	@ Philadelphia	W	19	138	1
10/18/59	Don Bosseler	vs Pittsburgh	L	18	136	0
12/14/47	Jim Castiglia	vs Boston	W	19	136	2
11/27/55	Leo Elter	@ Pittsburgh	W	19	136	2
11/9/58	J. Olszewski	vs Cardinals	W	19	136	1
10/19/67	Lionel Vital	@ Dallas	W	26	136	0
9/19/82	John Riggins	@ Tampa Bay	W	34	136	0
12/4/05	Clinton Portis	@ St. Louis	W	27	136	2
12/21/80	B. Hammond	@ St. Louis	W	17	135	0
10/17/37	Cliff Battles	vs Pittsburgh	W	18	135	3
10/13/91	Ricky Evans	vs Cleveland	W	13	133	2
9/3/00	Stephen Davis	vs Carolina	W	23	133	1
12/6/87	George Rogers	@ St. Louis	W	29	133	1
9/11/38	Max Krause	@ Philadelphia	W	6	132	2
10/28/03	Jim Musick	vs Pittsburgh	L	21	132	0
11/19/33	Jim Musick	vs Green Bay	W	21	132	2
10/10/37	Cliff Battles	vs Philadelphia	L	26	132	0
9/3/95	Terry Allen	vs Arizona	W	26	131	0
11/3/35	Bill Shepherd	vs Philadelphia	L	19	129	1
12/5/71	Larry Brown	vs Giants	W	25	129	2
12/5/93	Reggie Brooks	@ Tampa Bay	W	20	128	1
11/23/80	W. Jackson	@ Dallas	L	21	128	1
10/11/87	Lionel Vital	@ Giants	W	27	128	1
9/19/99	Stephen Davis	@ NY Giants	W	25	126	3
10/23/36	Andy Farkas	vs Philadelphia	W	21	126	2
10/11/81	John Riggins	@ Chicago	W	23	126	2
9/20/36	Cliff Battles	@ Philadelphia	W	16	125	2

Date	Player	Opp	W/L/T	Att.	Yds.	TD
11/2/97	Terry Allen	@ Chicago	W	20	125	0
11/1/87	George Rogers	@ Buffalo	W	30	125	0
11/3/65	George Rogers	@ Atlanta	W	16	124	1
10/27/96	Terry Allen	vs Indianapolis	W	22	124	3
11/12/39	Andy Farkas	@ Brooklyn	W	25	124	3
10/26/75	Mike Thomas	@ Cleveland	W	27	124	1
11/5/00	Stephen Davis	@ Arizona	L	30	124	1
11/10/96	Terry Allen	vs Arizona	L	31	124	2
11/9/75	Mike Thomas	@ Giants	W	25	123	0
10/28/51	Rob Goode	@ Philadelphia	W	27	123	1
1/8/84	John Riggins	vs San Fran.	W	35	123	2
11/14/99	Stephen Davis	@ Philadelphia	L	25	122	2
11/6/32	Oran Pape	vs Staten Is.	W	4	122	1
10/21/34	Cliff Battles	vs Philadelphia	W	6	122	1
12/17/83	John Riggins	vs Giants	W	30	122	1
9/28/97	Terry Allen	vs Jacksonville	W	36	122	0
12/9/90	Earnest Byner	vs Chicago	W	28	121	0
10/1/85	Terry Allen	vs Dallas	W	30	121	1
9/11/05	Clinton Portis	vs Chicago	W	21	121	0
11/6/33	Charley Justice	vs Cardinals	W	15	120	0
10/21/79	John Riggins	@ Philadelphia	W	19	120	0
9/20/92	Earnest Byner	vs Detroit	W	30	120	1
12/10/95	Terry Allen	@ NY Giants	L	30	120	1
12/24/00	Stephen Davis	vs Arizona	W	27	120	0
1/8/00	Stephen Davis	vs Detroit	W	15	119	2
11/22/70	Larry Brown	vs Dallas	L	22	119	0
1/8/83	John Riggins	vs Detroit	W	25	119	0
1/1/84	John Riggins	vs Rams	W	25	119	3
10/9/88	Kevin Bryant	@ Dallas	W	23	118	1
10/19/86	George Rogers	vs St. Louis	W	30	118	1
12/5/05	Ladell Betts	vs Minnesota	W	26	118	1
12/4/05	Rock Cartwright	@ St. Louis	W	9	118	0
11/10/46	Dick Todd	vs Boston	W	14	117	2
11/1/83	Reggie Brooks	@ Buffalo	L	24	117	1
12/22/02	Ladell Betts	vs Houston	W	20	116	1
9/6/93	Brian Mitchell	vs Dallas	W	21	116	2
12/8/91	Earnest Byner	@ Phoenix	W	25	116	0
11/18/90	Earnest Byner	vs New Orleans	W	26	116	0
10/4/33	Cliff Battles	@ Pittsburgh	W	13	115	1
10/9/83	John Riggins	@ St. Louis	W	22	115	3
10/7/79	John Riggins	@ Philadelphia	L	23	115	1
9/28/86	George Rogers	vs Seattle	W	25	115	2
12/22/73	Larry Brown	@ Minnesota	L	29	115	1
12/28/86	George Rogers	vs Rams	W	29	115	1
11/30/03	Trung Candidate	vs Saints	L	16	115	0
9/27/70	Larry Brown	@ St. Louis	L	17	114	1
9/24/78	John Riggins	vs Jets	W	21	114	0
10/13/85	John Riggins	vs Detroit	W	21	114	3
10/22/00	Stephen Davis	@ Jacksonville	W	24	114	2
11/11/84	Keith Griffin	vs Detroit	W	32	114	0
10/31/71	Larry Brown	vs New Orleans	W	20	113	0
10/1/72	Larry Brown	@ New England	L	20	113	0
11/3/91	Earnest Byner	vs Houston	W	21	112	1
10/27/85	John Riggins	@ Cleveland	W	30	112	1
12/18/05	Clinton Portis	vs Dallas	W	23	112	0
11/1/06	Clinton Portis	@ Philadelphia	W	27	112	2
12/16/01	Stephen Davis	vs Philadelphia	L	24	111	1
12/30/01	Stephen Davis	vs New Orleans	W	21	111	1
10/3/71	C. Haraway	@ Dallas	W	18	111	1
9/1/96	Terry Allen	vs Philadelphia	L	20	111	2
12/9/84	John Riggins	@ Dallas	W	24	111	1
9/11/89	Gerald Riggs	vs Giants	L	24	111	0
12/22/02	Kenny Watson	vs Houston	W	20	110	0
11/3/02	Kenny Watson	@ Seattle	W	23	110	0
12/9/01	Stephen Davis	vs Arizona	W	26	110	1
10/1/67	Bobby Mitchell	vs Giants	W	21	110	1
10/25/70	Larry Brown	vs Cincinnati	W	22	110	0
10/15/72	Larry Brown	@ St. Louis	W	23	110	0
10/22/95	Terry Allen	vs Detroit	W	24	110	2
10/4/70	Larry Brown	@ Philadelphia	W	27	110	1
10/5/86	George Rogers	@ New Orleans	W	31	110	1
12/18/04	Clinton Portis	@ San Francisco	W	35	110	0
9/12/99	Stephen Davis	vs Dallas	L	24	109	2
12/3/93	Brian Mitchell	@ Minnesota	W	16	109	1
9/15/91	Earnest Byner	vs Phoenix	W	23	109	1
9/17/78	John Riggins	@ St. Louis	W	16	108	0
11/18/51	Rob Goode	@ Pittsburgh	W	22	108	2
12/9/51	Rob Goode	@ Cardinals	W	23	108	1

Date	Player	Opp	W/L/T	Att	Yds	TD
12/24/05	Clinton Portis.....	vs. NY Giants.....	W	27	108	1
10/28/01	Stephen Davis.....	vs. Giants.....	W	29	107	0
11/6/49	Pete Stout.....	vs. Pittsburgh.....	W	7	107	2
11/22/73	C. Harraway.....	@ Detroit.....	W	18	107	0
12/16/51	Rob Goode.....	vs. Pittsburgh.....	L	22	107	0
9/18/88	Timmy Smith.....	vs. Philadelphia.....	W	31	107	1
11/14/76	Mike Thomas.....	@ Giants.....	L	24	106	0
11/12/72	Larry Brown.....	vs. Giants.....	W	30	106	2
10/19/69	Larry Brown.....	vs. Giants.....	W	17	105	0
9/18/72	Larry Brown.....	@ Minnesota.....	W	21	105	1
11/7/93	Reggie Brooks.....	vs. Indianapolis.....	W	21	105	0
12/11/05	Clinton Portis.....	@ Arizona.....	W	26	105	1
10/13/80	Wilbur Jackson.....	@ Denver.....	L	12	104	1
12/11/55	Jim Monachino.....	vs. Pittsburgh.....	W	15	104	0
10/21/51	Rob Goode.....	vs. Cardinals.....	W	18	104	0
12/5/76	John Riggins.....	@ Jets.....	W	19	104	1
9/7/86	George Rogers.....	vs. Philadelphia.....	W	20	104	1
9/20/81	W. Jackson.....	@ St. Louis.....	L	22	104	0
11/4/92	Ricky Evers.....	vs. Atlanta.....	W	23	104	1
11/17/86	George Rogers.....	vs. San Fran.....	W	24	104	1
10/7/85	George Rogers.....	vs. St. Louis.....	W	25	104	0
9/8/02	Stephen Davis.....	vs. Arizona.....	W	26	104	1
9/30/84	John Riggins.....	vs. Philadelphia.....	W	28	104	1
10/7/85	John Riggins.....	vs. St. Louis.....	W	17	103	0
10/24/37	Cliff Battles.....	@ Philadelphia.....	W	34	103	0
10/9/06	Clinton Portis.....	@ Denver.....	L	20	103	0
9/24/50	Rob Goode.....	@ Green Bay.....	L	8	102	1
12/15/74	Duane Thomas.....	vs. Chicago.....	W	8	102	1
11/23/69	Larry Brown.....	vs. Atlanta.....	W	23	102	1

Date	Player	Opp	W/L/T	Att	Yds	TD
10/29/50	Bill Dudley.....	@ Philadelphia.....	L	11	101	0
9/29/96	Terry Allen.....	vs. NY Jets.....	W	20	101	2
10/11/70	Larry Brown.....	vs. Detroit.....	W	22	101	1
9/9/91	Earnest Byner.....	@ Dallas.....	W	22	101	0
12/24/72	Larry Brown.....	vs. Green Bay.....	W	25	101	0
10/23/05	Clinton Portis.....	vs. San Francisco.....	W	19	101	3
11/21/54	Billy Wells.....	@ Cardinals.....	L	6	100	1
10/8/89	Earnest Byner.....	vs. Phoenix.....	W	14	100	1
12/2/51	Rob Goode.....	vs. Philadelphia.....	L	16	100	2
10/13/75	Mike Thomas.....	vs. St. Louis.....	W	18	100	2
9/5/88	Timmy Smith.....	@ Giants.....	L	20	100	0
12/6/92	Earnest Byner.....	@ Giants.....	W	20	100	2
9/24/89	Jamie Morris.....	@ Dallas.....	W	26	100	1
11/1/84	John Riggins.....	@ Philadelphia.....	W	27	100	1
11/5/84	John Riggins.....	vs. Atlanta.....	W	32	100	2

100-Yard Rushing Games: 194 total, (including postseason, by 45 players): John Riggins (25); Larry Brown (21); Stephen Davis (19); Terry Allen (12); George Rogers (12); Earnest Byner (12); Cliff Battles (9); Rob Goode (8); Mike Thomas (6); Reggie Brooks (4); Andy Farkas (3); Johnny Olszewski (3); Timmy Smith (3); Wilbur Jackson (3); Don Bosseler (3); Jim Musik (3); Joe Washington (2); Keith Griffin (2); Charley Harraway (2); Jamie Morris (2); Gerald Riggs (2); Lionel Neal (2); Kelvin Bryant (2); Brian Mitchell (2); Ricky Evers (2); Frank Akins (2); Kenny Watson (2); Bobby Mitchell (1); Bill Dudley (1); Bill Shepherd (1); Oran Pape (1); Max Krause (1); Dick Todd (1); Duane Thomas (1); Bobby Hammond (1); Dick James (1); Leo Castiglia (1); Pete Stout (1); Charley Justice (1); William Wells (1); Jim Elter (1); Jim Monachino (1); Ladell Betts (1); Clinton Portis (14); Rock Cartwright (1).

300-yard Passing Games

Date	Player	Opp	W/L/T	Att	Cmp	Yds	TD	Int
12/29/99	Brad Johnson.....	@ San Fran.....	W	47	32	471	2	1
10/31/48	Sammy Baugh.....	vs. Boston.....	W	24	17	446	4	0
11/10/91	Mark Rypien.....	vs. Atlanta.....	W	31	16	442	6	0
9/11/88	Doug Williams.....	vs. Pittsburgh.....	W	52	30	430	2	1
11/17/63	Norm Snead.....	vs. Pittsburgh.....	L	40	23	424	2	2
10/27/86	Jay Schroeder.....	@ Giants.....	L	40	22	420	1	2
11/26/67	Sorny Jurgensen.....	@ Cleveland.....	L	50	32	418	3	1
10/2/83	Joe Theismann.....	vs. Raiders.....	W	39	23	417	5	2
11/28/65	Sorny Jurgensen.....	vs. Dallas.....	W	43	26	414	3	2
11/26/89	Mark Rypien.....	vs. Chicago.....	W	47	30	401	4	1
10/17/83	Joe Theismann.....	@ Green Bay.....	L	39	27	398	2	0
9/20/81	Joe Theismann.....	@ St. Louis.....	L	37	25	388	4	1
10/11/64	Sorny Jurgensen.....	vs. Phila.....	W	33	22	385	5	2
9/20/98	Trent Green.....	@ Seahawks.....	L	54	27	383	2	2
9/12/99	Brad Johnson.....	vs. Dallas.....	L	33	20	382	2	0
9/12/82	Joe Theismann.....	@ Phila.....	W	39	28	382	3	0
11/22/98	Trent Green.....	vs. Cardinals.....	L	43	30	382	4	1
9/18/94	John Friesz.....	@ Giants.....	L	50	32	381	2	2
11/2/86	Jay Schroeder.....	vs. Minnesota.....	W	47	24	378	2	1
10/31/43	Sammy Baugh.....	@ Brooklyn.....	W	28	16	376	6	3
12/3/67	Sorny Jurgensen.....	vs. Phila.....	T	50	30	366	4	2
9/28/47	Sammy Baugh.....	@ Phila.....	L	34	21	364	5	2
10/29/89	Mark Rypien.....	@ Raiders.....	L	53	27	364	1	3
11/4/90	Jeff Ruledge.....	@ Detroit.....	W	42	30	363	1	0
11/2/91	Mark Rypien.....	@ San Fran.....	L	48	27	361	1	3
9/14/03	Patrick Ramsey.....	@ Atlanta.....	W	33	25	356	2	0
11/23/47	Sammy Baugh.....	vs. Cardinals.....	W	32	25	355	6	2
12/12/48	Sammy Baugh.....	@ New York.....	W	42	25	354	3	3
12/8/62	Norm Snead.....	@ Baltimore.....	L	33	18	350	3	3
9/11/69	Mark Rypien.....	vs. Giants.....	L	32	22	349	2	1
12/1/85	Jay Schroeder.....	vs. San Fran.....	L	58	30	348	0	2
9/21/03	Patrick Ramsey.....	vs. Giants.....	L	45	23	348	2	1
11/13/66	Sorny Jurgensen.....	vs. Dallas.....	L	46	26	347	3	0
12/21/01	Tony Banks.....	vs. Carolina.....	W	30	17	346	1	1
12/22/96	Gus Fretche.....	vs. Cowboys.....	W	31	22	346	0	1
10/28/62	Norm Snead.....	@ Giants.....	L	40	17	345	4	3
10/29/95	Gus Fretche.....	vs. Giants.....	L	44	24	345	0	4
12/14/47	Sammy Baugh.....	vs. Boston.....	W	41	25	343	3	1
9/21/86	Jay Schroeder.....	@ San Diego.....	W	36	16	341	1	0
1/31/68	Doug Williams.....	vs. Denver.....	W	29	18	340	4	1
12/13/81	Joe Theismann.....	vs. Baltimore.....	W	36	23	339	2	1
11/2/69	Sorny Jurgensen.....	@ Baltimore.....	L	38	28	339	2	2

Date	Player	Opp	W/L/T	Att	Cmp	Yds	TD	Int
11/16/69	Sorny Jurgensen.....	vs. Dallas.....	L	35	24	338	4	4
10/3/99	Brad Johnson.....	vs. Carolina.....	W	33	20	337	4	0
10/4/87	Ed Rubbert.....	vs. St. Louis.....	W	24	14	334	3	1
10/22/67	Sorny Jurgensen.....	@ Rams.....	T	41	18	334	4	0
10/8/89	Mark Rypien.....	vs. Phoenix.....	W	42	23	333	3	1
12/1/63	Norm Snead.....	vs. Baltimore.....	L	33	18	332	1	2
9/10/84	Joe Theismann.....	@ San Fran.....	L	43	24	331	2	0
11/29/87	Jay Schroeder.....	vs. Giants.....	W	46	28	331	3	2
10/15/05	Mark Brunell.....	@ Kansas City.....	L	41	25	331	3	0
9/8/02	Shane Matthews.....	vs. Arizona.....	W	40	28	327	3	1
10/15/67	Sorny Jurgensen.....	@ Atlanta.....	T	41	28	326	3	2
11/17/91	Mark Rypien.....	@ Pittsburgh.....	W	28	21	325	2	0
11/23/86	Jay Schroeder.....	vs. Dallas.....	W	31	16	325	2	1
9/5/83	Joe Theismann.....	vs. Dallas.....	L	38	28	325	2	1
9/27/04	Mark Brunell.....	vs. Dallas.....	L	43	25	325	2	0
9/17/67	Sorny Jurgensen.....	@ Phila.....	L	46	25	324	1	0
10/31/83	Joe Theismann.....	@ San Diego.....	W	46	25	324	1	1
10/9/05	Mark Brunell.....	@ Denver.....	L	53	30	322	2	0
12/7/75	Billy Kilmer.....	@ Atlanta.....	W	38	25	320	3	1
10/13/02	Patrick Ramsey.....	vs. New Orleans.....	L	43	21	320	1	4
11/29/64	Sorny Jurgensen.....	vs. Giants.....	W	43	24	319	4	0
9/13/81	Joe Theismann.....	vs. Giants.....	L	48	27	318	1	1
11/14/89	Brad Johnson.....	@ Philadelphia.....	L	33	18	313	2	3
11/25/84	Joe Theismann.....	vs. Buffalo.....	W	33	26	311	2	1
11/18/90	Mark Rypien.....	vs. N.Orleans.....	W	38	26	311	4	0
10/20/63	Norm Snead.....	@ Pittsburgh.....	L	28	13	309	1	3
9/26/71	Billy Kilmer.....	@ Giants.....	W	32	23	309	2	0
12/7/86	Jay Schroeder.....	vs. Giants.....	L	51	28	309	1	6
12/11/66	Sorny Jurgensen.....	@ Dallas.....	W	33	18	308	3	1
11/23/97	Doug Williams.....	vs. Rams.....	L	46	24	308	2	1
12/11/49	Sammy Baugh.....	@ Rams.....	L	48	29	308	3	2
10/19/80	Joe Theismann.....	vs. St. Louis.....	W	31	21	307	2	1
11/22/64	Sorny Jurgensen.....	vs. Dallas.....	W	33	20	307	1	1
11/8/80	Joe Theismann.....	@ Chicago.....	L	34	24	305	2	2
10/16/88	Mark Rypien.....	vs. Phoenix.....	W	27	15	303	4	1
10/13/74	Sorny Jurgensen.....	vs. Miami.....	W	39	26	303	2	3
9/25/89	Mark Rypien.....	@ Phoenix.....	L	41	26	303	3	1
11/1/84	Joe Theismann.....	vs. Rams.....	W	23	18	302	2	0
11/7/76	Joe Theismann.....	@ San Fran.....	W	32	20	302	3	2
12/10/89	Mark Rypien.....	vs. San Diego.....	W	39	23	302	2	1
11/2/75	Billy Kilmer.....	vs. Dallas.....	W	39	21	301	3	4
11/23/69	Sorny Jurgensen.....	vs. Atlanta.....	W	32	26	300	2	1

100-yard Receiving Games

Date	Player	Opp	W/L/T	No.	Yds	TD
10/4/87	Anthony Allen	vs St. Louis	W	7	255	3
10/27/86	Gary Clark	@ Giants	L	11	241	1
12/15/85	Art Monk	vs Cincinnati	W	13	230	1
11/17/83	Bobby Mitchell	vs Pittsburgh	L	11	218	2
10/31/83	Wilbur Moore	@ Brooklyn	W	7	213	2
9/28/47	Hugh Taylor	@ Philadelphia	L	8	212	3
10/22/00	Albert Connell	@ Jacksonville	W	7	211	3
10/21/01	Rod Gardner	vs Carolina	W	6	208	1
11/10/91	Gary Clark	vs Atlanta	W	4	203	3
9/10/84	Art Monk	@ San Fran.	L	10	200	0
11/7/76	Frank Grant	@ San Fran.	W	11	200	0
11/13/66	Charley Taylor	vs Dallas	L	11	199	2
12/8/63	Bobby Mitchell	@ Giants	L	8	197	1
9/18/94	Henry Ellard	@ Giants	L	10	197	1
12/7/52	Hugh Taylor	@ Giants	W	6	196	3
12/12/48	Hugh Taylor	@ Giants	W	9	194	2
1/31/88	Ricky Sanders	vs Denver	W	9	193	2
10/20/85	Gary Clark	@ Giants	L	11	193	0
12/11/94	Henry Ellard	@ Arizona	L	8	191	1
12/13/87	Gary Clark	vs Dallas	W	9	187	1
10/11/84	Bobby Mitchell	vs Philadelphia	W	12	185	2
10/2/83	Charlie Brown	vs Raiders	W	11	180	1
9/14/03	Laveranues Coles	@ Falcons	W	11	180	1
9/21/86	Art Monk	@ San Diego	W	7	174	0
10/20/63	Bobby Mitchell	@ Pittsburgh	L	4	173	0
10/16/05	Santana Moss	@ Kansas City	L	10	173	2
1/1/84	Charlie Brown	vs Rams	W	6	171	0
9/24/61	Fred Dugan	@ Philadelphia	L	6	168	1
11/19/61	Bill Anderson	@ Dallas	T	10	168	0
11/4/90	Art Monk	@ Detroit	W	13	168	0
12/17/89	Ricky Sanders	@ Atlanta	W	7	167	0
9/27/04	Rod Gardner	vs Dallas	L	10	167	2
11/10/91	Art Monk	vs Atlanta	W	7	164	2
10/10/65	Bobby Mitchell	vs St. Louis	L	8	164	1
12/26/87	Ricky Sanders	@ Minnesota	W	8	164	2
11/2/91	Art Monk	@ San Fran.	L	10	163	1
9/25/94	Henry Ellard	vs Atlanta	L	6	162	1
10/28/45	Steve Bagarius	@ Giants	W	8	162	0
9/30/90	Gary Clark	@ Phoenix	W	8	162	2
12/12/57	Wayne Milner	@ Bears	W	9	160	2
12/24/05	Santana Moss	vs NY Giants	W	5	160	3
9/12/99	M. Westbrook	vs Dallas	W	5	159	1
9/19/05	Santana Moss	@ Dallas	W	5	159	2
10/31/48	Dick Todd	vs Boston	W	5	158	2
10/28/62	Bobby Mitchell	@ Giants	L	5	158	2
10/14/62	Bobby Mitchell	@ St. Louis	T	7	158	1
10/29/89	Ricky Sanders	@ Raiders	L	12	158	1
12/26/82	Charlie Brown	@ New Orleans	W	4	156	2
11/16/69	Charley Taylor	vs Dallas	L	6	155	1
11/10/74	Charley Taylor	@ Philadelphia	W	9	155	1
9/17/89	Gary Clark	vs Philadelphia	L	4	153	2
10/21/73	Charley Taylor	vs St. Louis	W	7	153	1
11/14/99	M. Westbrook	@ Philadelphia	L	4	152	1
11/23/86	Gary Clark	vs Dallas	W	8	152	1
10/13/96	Henry Ellard	@ N. England	W	8	152	1
11/26/89	Art Monk	vs Chicago	W	9	152	2
9/17/50	Hugh Taylor	@ Baltimore	W	5	150	3
10/2/66	Bobby Mitchell	vs Pittsburgh	W	6	150	2
12/1/65	Art Monk	vs San Fran.	L	8	150	0
12/23/89	Gary Clark	@ Seattle	W	9	149	1
10/22/67	Charley Taylor	@ Los Angeles	T	3	148	1
12/13/81	Art Monk	vs Baltimore	W	7	148	1
9/30/62	Bobby Mitchell	vs St. Louis	W	7	147	2
11/27/83	Charlie Brown	vs Philadelphia	W	7	147	1
10/21/62	Bobby Mitchell	@ Philadelphia	W	8	147	2
12/31/72	Charley Taylor	vs Dallas	W	7	146	2
11/19/09	Andy Farkas	vs Cardinals	W	3	145	2
12/11/66	Charley Taylor	@ Dallas	W	4	145	1
9/11/88	Ricky Sanders	vs Pittsburgh	W	5	145	1
11/8/81	Virgil Seay	vs Detroit	W	8	145	0
10/29/89	Gary Clark	@ Raiders	L	8	145	1
12/3/67	Jerry Smith	vs Philadelphia	T	9	145	2
9/21/86	Gary Clark	@ San Diego	W	6	144	1
10/30/49	Harold Crisler	@ NY Bulldogs	T	8	144	0
9/17/67	Charley Taylor	@ Philadelphia	L	8	144	0
9/11/89	Ricky Sanders	vs Giants	L	6	143	1
10/26/47	Eddie Saenz	vs Bears	L	9	143	1
10/4/58	John Carson	@ Cardinals	L	8	142	1

Date	Player	Opp	W/L/T	No.	Yds	TD
9/24/50	H. Livingston	@ Green Bay	L	4	141	2
10/2/88	Ricky Sanders	vs Giants	L	7	141	2
10/7/84	Art Monk	@ Indianapolis	W	8	141	3
12/16/62	Dick James	vs Pittsburgh	L	5	140	2
11/20/83	Charlie Brown	@ Rams	W	8	140	1
10/3/99	M. Westbrook	vs Carolina	W	8	140	2
11/2/52	Hugh Taylor	vs Pittsburgh	L	4	139	1
11/28/65	Charley Taylor	vs Dallas	W	7	139	1
10/10/76	Frank Grant	vs Kansas City	L	8	138	1
9/12/99	Albert Connell	vs Dallas	L	4	137	1
11/8/84	Charlie Brown	vs San Fran.	W	5	137	1
12/18/66	Jerry Smith	vs Philadelphia	L	7	137	2
12/13/71	Roy Jefferson	@ Los Angeles	W	8	137	2
10/9/49	Hugh Taylor	vs Giants	L	4	136	2
12/16/84	Art Monk	vs St. Louis	W	11	136	2
12/7/75	Frank Grant	@ Atlanta	W	5	135	1
9/16/62	Bobby Mitchell	@ Dallas	T	6	135	2
10/29/95	Leslie Shepherd	vs NY Giants	L	7	135	0
11/22/98	M. Westbrook	vs Arizona	L	10	135	3
10/3/99	Albert Connell	vs Carolina	W	5	134	2
10/1/72	Charley Taylor	@ New England	L	7	134	2
9/12/82	Art Monk	@ Philadelphia	W	8	134	1
9/30/79	Danny Buggs	@ Atlanta	W	10	134	0
9/20/98	M. Westbrook	@ Seattle	L	7	132	2
11/4/90	Gary Clark	@ Atlanta	W	8	132	1
9/23/73	Charley Taylor	@ St. Louis	L	9	132	1
11/4/90	Ricky Sanders	@ Detroit	W	11	132	0
12/17/89	Art Monk	@ Atlanta	W	6	131	2
9/8/02	Rod Gardner	vs Arizona	W	7	131	1
11/18/90	Gary Clark	vs New Orleans	W	8	131	2
12/6/87	Gary Clark	@ St. Louis	W	5	130	1
12/4/84	D. Howard	@ Tampa Bay	L	5	130	1
9/26/48	Harold Crisler	vs Pittsburgh	W	6	130	0
11/18/85	Art Monk	vs Giants	W	7	130	0
11/17/91	Art Monk	@ Pittsburgh	W	8	130	1
12/7/86	Kelvin Bryant	vs Giants	L	13	130	1
12/15/91	Gary Clark	vs Giants	T	3	129	2
12/13/86	Art Monk	@ Denver	L	6	129	1
9/20/81	Art Monk	@ St. Louis	L	4	128	1
12/4/88	Ricky Sanders	@ Philadelphia	W	10	128	1
11/10/40	Dick Todd	@ Brooklyn	L	7	126	0
11/24/96	M. Westbrook	vs San Fran.	L	7	126	0
11/11/87	Art Monk	@ Giants	L	8	126	0
9/26/71	Charley Taylor	@ Giants	W	6	125	2
10/24/71	Charley Taylor	@ Kansas City	L	7	125	2
12/26/99	M. Westbrook	@ San Francisco	W	7	125	1
11/23/97	M. Westbrook	vs NY Giants	T	9	125	0
11/9/03	Laveranues Coles	vs Seahawks	W	5	125	1
11/28/82	Charlie Brown	vs Philadelphia	W	3	124	1
11/27/66	Charley Taylor	vs Giants	W	6	124	2
10/11/70	Charley Taylor	vs Detroit	W	8	124	2
11/9/80	Art Monk	@ Chicago	L	8	124	0
11/26/89	Gary Clark	vs Chicago	W	8	124	1
9/6/81	Joe Washington	vs Dallas	L	10	124	1
9/27/59	Bill Anderson	@ Cardinals	L	6	123	0
11/2/86	Gary Clark	vs Minnesota	W	6	123	1
9/27/81	Terry Metcalf	@ Philadelphia	L	8	123	0
11/26/67	Charley Taylor	@ Cleveland	L	11	123	2
12/8/62	Leroy Jackson	@ Baltimore	L	3	122	1
9/15/63	Bobby Mitchell	@ Cleveland	L	4	122	1
9/24/00	Albert Connell	@ Giants	W	4	122	0
12/8/02	D. Thompson	vs Giants	L	6	122	0
12/30/84	Art Monk	vs Chicago	L	10	122	0
10/3/04	Laveranues Coles	@ Cleveland	L	7	122	0
10/22/50	Hugh Taylor	vs Cardinals	L	4	121	3
9/15/68	Gerry Allen	@ Chicago	W	4	121	1
10/10/43	Wilbur Moore	vs Brooklyn	W	5	121	2
11/26/00	James Thrash	vs Philadelphia	L	5	121	1
11/9/58	Jim Podoley	vs Cardinals	W	5	121	0
11/13/88	Craig McEwen	vs Chicago	T	3	120	0
12/13/70	Jon Henderson	vs Philadelphia	W	6	120	1
12/17/88	Ricky Sanders	@ Cincinnati	L	6	120	1
10/8/61	Fred Dugan	@ Cleveland	L	7	120	0
12/15/74	Frank Grant	vs Chicago	W	4	119	0
11/9/78	J. McDaniel	vs St. Louis	L	4	119	1
11/14/48	Harold Crisler	vs Detroit	W	5	119	0
11/8/87	Gary Clark	@ Philadelphia	L	5	119	1
10/20/96	Henry Ellard	vs NY Giants	W	5	119	0

Date	Player	Opp	W/L/T	No	Yds	TD
12/11/83	Art Monk	@ Dallas	W	6	119	1
9/18/86	Bobby Mitchell	@ St. Louis	L	9	119	1
12/7/47	Eddie Saenz	@ Giants	L	7	118	1
10/16/49	Harold Crisler	vs NY Bulldogs	W	7	118	3
12/12/65	Bobby Mitchell	vs Giants	L	8	116	1
12/21/85	Gary Clark	@ St. Louis	W	8	116	1
12/7/80	C. Harmon	vs San Diego	W	12	116	0
9/14/03	Rod Gardner	@ Falcons	W	9	116	1
10/29/44	Joe Aguirre	vs Card-Pit	W	3	117	2
11/25/62	Dick James	vs Giants	L	5	117	2
9/24/37	Wayne Miller	vs Cardinals	L	7	117	0
11/29/64	P. Carpenter	vs Giants	W	7	117	1
11/28/68	Jerry Smith	@ Dallas	L	6	116	1
12/13/98	Albert Connell	@ Carolina	W	8	116	1
12/1/85	Gary Clark	vs San Fran.	L	10	116	0
10/9/05	Santana Moss	@ Denver	L	8	116	0
9/13/64	Bobby Mitchell	vs Cleveland	L	4	115	0
11/29/84	C. Muhammad	@ Minnesota	W	5	115	1
11/17/68	Charley Taylor	vs Dallas	L	5	114	2
10/15/67	Bobby Mitchell	@ Atlanta	T	6	114	1
9/24/89	Art Monk	@ Dallas	W	6	114	0
1/26/92	Gary Clark	vs Buffalo	W	7	114	1
12/20/92	Ricky Sanders	@ Philadelphia	L	7	114	1
12/2/62	Bobby Mitchell	vs Philadelphia	L	8	114	0
10/2/53	Hugh Taylor	@ Philadelphia	T	4	113	2
11/8/64	Bobby Mitchell	@ Cleveland	L	7	113	2
1/26/92	Art Monk	vs Buffalo	W	7	113	0
11/30/47	B. Nussbaumer	@ Boston	L	8	113	1
10/15/39	Andy Farkas	vs Pittsburgh	W	3	112	1
10/13/63	Bobby Mitchell	vs Philadelphia	L	3	112	2
10/22/95	Henry Elard	vs Detroit	W	6	112	1
11/29/87	Gary Clark	vs Giants	W	7	112	1
10/23/05	Santana Moss	vs San Francisco	W	5	112	1
10/19/52	Hugh Taylor	@ Pittsburgh	W	3	111	2
10/3/49	Hugh Taylor	@ Pittsburgh	W	5	111	2
11/18/79	Danny Buggs	vs Dallas	W	5	111	0
10/29/95	Henry Elard	vs NY Giants	L	6	111	0
10/13/74	Roy Jefferson	vs Miami	W	7	111	1
10/2/54	Hugh Taylor	@ Pittsburgh	L	8	111	0
11/6/66	Charley Taylor	@ Baltimore	L	8	111	1
12/18/04	Rod Gardner	@ San Francisco	W	6	111	0
12/16/84	C. Muhammad	vs St. Louis	W	5	110	0
10/8/95	Henry Elard	@ Philadelphia	L	5	110	2
11/23/69	C. Harraway	vs Atlanta	W	6	110	1
1/8/83	Alvin Garrett	vs Detroit	W	6	110	3
11/29/98	Stephen Davis	@ Oakland	W	7	110	1
10/17/99	Albert Connell	@ Arizona	W	8	110	0
10/12/69	Bob Long	vs St. Louis	W	9	110	0
11/21/48	Harold Crisler	@ Philadelphia	L	2	109	2
11/9/75	Frank Grant	@ Giants	W	2	109	1
11/29/70	Walt Roberts	vs Giants	L	4	109	1
9/14/98	M. Westbrook	vs San Fran.	L	5	109	0
10/30/49	Hugh Taylor	@ NY Bulldogs	T	6	109	1
12/8/85	Art Monk	@ Philadelphia	W	7	109	0
12/26/43	Wilbur Moore	@ Bears	L	5	108	0
12/6/59	Bill Anderson	vs Philadelphia	L	5	108	1
12/5/99	M. Westbrook	@ Detroit	L	5	108	1
10/23/94	Henry Elard	@ Indianapolis	W	6	108	0
10/19/87	Craig McEwen	@ Dallas	W	7	108	0
11/23/69	Bob Long	vs Atlanta	W	10	108	0
11/22/64	Angelo Coia	vs Dallas	W	6	107	1
9/1/91	Gary Clark	vs Detroit	W	6	107	1
12/8/62	Bobby Mitchell	@ Baltimore	L	7	107	0
11/20/94	D. Howard	@ Dallas	L	7	107	1
11/22/88	Leslie Shepherd	vs Arizona	L	7	107	1
10/4/59	Bill Anderson	@ Pittsburgh	W	3	106	1
11/3/40	James Johnston	vs Pittsburgh	W	4	106	2
11/2/58	Joe Walton	@ Pittsburgh	L	4	106	1
10/4/92	Gary Clark	@ Phoenix	L	4	106	0
12/12/54	Hugh Taylor	vs Cardinals	W	5	106	3
9/28/75	Roy Jefferson	vs Giants	W	5	106	2
12/26/99	Albert Connell	@ San Francisco	W	5	106	0
11/26/67	Bobby Mitchell	@ Cleveland	L	6	106	1
11/3/85	Art Monk	@ Atlanta	W	6	106	1
10/1/67	Charley Taylor	vs Giants	W	7	106	0
9/20/81	R. Thompson	@ St. Louis	L	7	106	2
10/31/83	Art Monk	@ San Diego	W	7	106	0
9/16/90	Gary Clark	@ San Fran.	L	7	106	0

Date	Player	Opp	W/L/T	No	Yds	TD
10/13/91	Art Monk	vs Cleveland	W	7	106	1
9/4/03	Lavarunes Coles	vs NY Jets	W	5	106	0
12/14/58	Bill Anderson	vs Philadelphia	W	3	105	1
10/9/66	Charley Taylor	vs Atlanta	W	3	105	1
12/16/73	Larry Brown	vs Philadelphia	W	3	105	3
10/17/83	Art Monk	@ Green Bay	L	5	105	0
11/2/75	Frank Grant	vs Dallas	W	6	105	1
11/11/84	C. Muhammad	vs Detroit	W	7	105	0
9/4/94	Henry Elard	vs Seattle	L	7	105	0
9/21/03	Lavarunes Coles	vs Giants	L	7	105	0
11/18/01	Michael Westbrook	@ Denver	W	9	104	1
10/13/57	Jim Poddey	vs Giants	L	3	104	1
12/11/88	Terry Orr	vs Dallas	L	3	104	1
9/27/98	M. Westbrook	vs Denver	L	3	104	1
10/28/84	Art Monk	@ Giants	L	4	104	0
10/6/57	John Carson	@ Cardinals	W	5	104	1
10/14/84	C. Muhammad	vs Dallas	W	5	104	1
12/13/81	Virgil Seay	vs Baltimore	W	7	104	1
10/4/70	Jerry Smith	@ Philadelphia	W	8	104	1
11/25/84	Art Monk	vs Buffalo	W	11	104	1
10/31/48	T. Farmer	vs Boston	W	5	103	0
11/12/67	Bobby Mitchell	vs San Fran.	W	5	103	0
11/10/85	Art Monk	vs Dallas	L	5	103	0
9/28/86	Art Monk	vs Seattle	W	5	103	0
11/18/45	Steve Bagarus	vs Bears	W	6	103	1
11/23/47	Paul McKee	vs Cardinals	W	7	103	2
12/8/68	Jerry Smith	vs Cleveland	L	7	103	1
12/11/88	Art Monk	vs Dallas	L	7	103	0
10/1/50	Hugh Taylor	vs Pittsburgh	L	4	102	1
10/28/47	J. Duckworth	vs Bears	L	5	102	2
11/2/86	Art Monk	vs Minnesota	W	6	102	1
11/5/00	James Thrash	@ Arizona	L	6	102	0
10/22/67	Jerry Smith	@ Los Angeles	T	7	102	3
10/19/70	Charley Taylor	@ Oakland	L	7	102	1
11/26/67	A.D. Whitfield	@ Cleveland	L	8	102	0
9/13/87	Gary Clark	vs Philadelphia	W	8	102	0
10/8/89	Art Monk	vs Phoenix	W	8	102	1
10/13/40	Dick Todd	vs Cardinals	W	2	101	1
9/11/89	Gary Clark	vs Giants	L	6	101	0
10/31/83	Charlie Brown	@ San Diego	W	8	101	0
11/12/67	Jerry Smith	vs San Fran.	W	9	101	2
9/5/83	Alvin Garrett	vs Dallas	L	10	101	0
11/15/53	Hugh Taylor	vs Bears	L	2	100	1
10/31/43	Joe Aguirre	@ Brooklyn	W	4	100	2
11/3/63	Bobby Mitchell	@ Dallas	L	5	100	0
11/15/70	Charley Taylor	@ Giants	L	5	100	1
10/13/57	John Carson	vs Giants	L	6	100	1
10/22/72	Larry Brown	vs Dallas	W	7	100	1
12/5/82	Art Monk	vs Dallas	L	7	100	0
9/7/86	Gary Clark	vs Philadelphia	W	7	100	0
1/9/93	Gary Clark	@ San Fran.	L	7	100	0
11/10/02	Rod Gardner	@ Jacksonville	L	7	100	1

100-Yard Pass Receiving Games: Total (272, including postseason, by 61 players): Art Monk (36); Gary Clark (28); Bobby Mitchell (23); Charley Taylor (23); Hugh Taylor (15); Ricky Sanders (11); Michael Westbrook (12); Henry Elard (9); Charlie Brown (8); Jerry Smith (7); Albert Connell (7); Frank Grant (6); Bill Anderson (5); Harold Crisler (5); Calvin Muhammad (4); Dick Todd (3); Wilbur Moore (3); Roy Jefferson (3); Rod Gardner (4); John Farkas (2); Joe Aguirre (2); Steve Bagarus (2); Eddie Saenz (2); Joe Poddey (2); Fred Dugan (2); Dick James (2); Bob Long (2); Alvin Garrett (2); Larry Brown (2); Danny Buggs (2); Virgil Seay (2); Craig McEwen (2); James Thrash (2); Leslie Shepherd (2); Anthony Allen; Gerry Allen; Kelvin Bryary; Preston Carpenter; Angelo Coia; Stephen Davis; Joseph Duckworth; Thomas Farmer; Clarence Harmon; Jon Henderson; Charley Harraway; Leroy Jackson; James Johnston; Howie Livingston; Johnny McDaniel; Paul McKee; Terry Metcalf; Bob Nussbaumer; Terry Orr; Ricky Thompson; Joe Walton; Joe Washington; Ad Whitfield; Derrus Thompson (1); Lavarunes Coles (6); **Santana Moss (5).**

150-Yard Pass Receiving Games: Total (51, including postseason, by 17 players): Bobby Mitchell (8); Art Monk (8); Gary Clark (7); Hugh Taylor (4); Ricky Sanders (4); Charley Taylor (4); Charlie Brown (3); Henry Elard (3); Michael Westbrook (2); Wayne Miller; Wilbur Moore; Steve Bagarus; Dick Todd; Fred Dugan; Bill Anderson; Anthony Allen; Frank Grant; Rod Gardner (1); Lavarunes Coles (1).

Pro Bowl Redskins

1950	
Bill Dudley.....HB	
Harry Gilmer.....QB	
Paul Lipscomb.....T	
1951	
Sammy Baugh.....QB	
Bill Dudley.....RB	
Rob Goode.....FB	
Paul Lipscomb.....T	
Laurie Niemi.....T	
1952	
Harry Gilmer.....QB	
Paul Lipscomb.....T	
Laurie Niemi.....T	
Hugh Taylor.....E	
John Williams.....HB	
1953	
Gene Brito.....E	
Don Boll.....T	
Paul Lipscomb.....T	
1954	
Dick Alban.....HB	
Rob Goode.....FB	
Hugh Taylor.....E	
Bill Welis.....HB	
1955	
Gene Brito.....E	
Chuck Drazenovich.....LB	
Eddie LeBaron.....QB	
Volney Peters.....T	
Joe Scudero.....HB	
Torgy Torgeson.....LB	
Harry Uliniski.....C	
1956	
Sam Baker.....P	
Gene Brito.....E	
Al Dorow.....QB	
Chuck Drazenovich.....LB	
Leo Elter.....RB	
Dick Stanfel.....G	
Torgy Torgeson.....LB	
1957	
Gene Brito.....E	
John Carson.....E	
Chuck Drazenovich.....LB	
Eddie LeBaron.....QB	
Jim Podoley.....RB	
Dick Stanfel.....G	
1958	
Gene Brito.....E	
Chuck Drazenovich.....LB	
Eddie LeBaron.....QB	
Jim Schrader.....C	
Dick Stanfel.....G	
1959	
Bill Anderson.....E	
Don Bosseler.....RB	
Jim Schrader.....C	
Bob Toneff.....DT	
1960	
Bill Anderson.....E	
Bob Khayat.....DT	
Bob Toneff.....DT	
1961	
Dickie James.....RB	
Ray Lemek.....T	

Jim Schrader.....C	
Bob Toneff.....DT	
1962	
Rod Breedlove.....LB	
Bobby Mitchell.....FL	
John Nisby.....G	
1963	
Bobby Mitchell.....FL	
Vince Promuto.....G	
Joe Rutgens.....DT	
Norm Snead.....QB	
1964	
Sam Huff.....LB	
Sonny Jurgensen.....QB	
Paul Krause.....DB	
Bobby Mitchell.....FL	
John Paluck.....DE	
Vince Promuto.....G	
Charley Taylor.....RB	
1965	
Paul Krause.....DB	
Joe Rutgens.....DT	
Charley Taylor.....RB	
1966	
Chris Hanburger.....LB	
Sonny Jurgensen.....QB	
Charley Taylor.....WR	
1967	
Chris Hanburger.....LB	
Len Hauss.....C	
Sonny Jurgensen.....QB	
Jerry Smith.....TE	
Charley Taylor.....WR	
1968	
Chris Hanburger.....LB	
Len Hauss.....C	
1969	
Larry Brown.....RB	
Pat Fischer.....CB	
Chris Hanburger.....LB	
Len Hauss.....C	
Sonny Jurgensen.....QB	
Jerry Smith.....TE	
1970	
Larry Brown.....RB	
Len Hauss.....C	
1971	
Larry Brown.....RB	
Len Hauss.....C	
Roy Jefferson.....WR	
Curt Knight.....K	
1972	
Larry Brown.....RB	
Speedy Duncan.....PR	
Chris Hanburger.....LB	
Len Hauss.....C	
Billy Kilmer.....QB	
Charley Taylor.....WR	
1973	
Chris Hanburger.....LB	
Ken Houston.....FS	
Herb Mul-Key.....PR	
Charley Taylor.....WR	
1974	
Chris Hanburger.....LB	
Ken Houston.....SS	

Diron Talbert.....DT	
Charley Taylor.....WR	
1975	
Chris Hanburger.....LB	
Ken Houston.....SS	
Charley Taylor.....WR	
1976	
Eddie Brown.....PR	
Chris Hanburger.....LB	
Ken Houston.....SS	
Mike Thomas.....RB	
1977	
Eddie Brown.....PR	
Jean Fugett.....TE	
Ken Houston.....SS	
1978	
Tony Green.....PR	
Ken Houston.....SS	
1979	
Ken Houston.....SS	
Mark Moseley.....K	
Lemar Parrish.....CB	
1980	
Mike Nelms.....PR	
Lemar Parrish.....CB	
1981	
Mike Nelms.....PR	
1982	
Charlie Brown.....WR	
Mark Moseley.....K	
Mike Nelms.....PR	
Tony Peters.....SS	
Joe Theismann.....QB	
1983	
Jeff Bostic.....C	
Charlie Brown.....WR	
Dave Butz.....DT	
Russ Grimm.....G	
Joe Jacoby.....T	
Mark Murphy.....FS	
Joe Theismann.....QB	
1984	
Darrell Green.....CB	
Russ Grimm.....G	
Joe Jacoby.....T	
Art Monk.....WR	
1985	
Russ Grimm.....G	
Joe Jacoby.....T	
Art Monk.....WR	
1986	
Gary Clark.....WR	
Darrell Green.....CB	
Russ Grimm.....G	
Joe Jacoby.....T	
Dexter Manley.....DE	
Art Monk.....WR	
Jay Schroeder.....QB	
1987	
Gary Clark.....WR	
Darrell Green.....CB	
Charles Mann.....DE	
1988	
Charles Mann.....DE	
Mark May.....T	

1989	
Charles Mann.....	DE
Mark Rypien.....	QB
1990	
Earnest Byner.....	RB
Gary Clark.....	WR
Darrell Green.....	CB
Jim Lachey.....	T
1991	
Earnest Byner.....	RB
Gary Clark.....	WR
Darrell Green.....	CB
Jim Lachey.....	T
Chip Lohmiller.....	K
Charles Mann.....	DE
Mark Rypien.....	QB
Mark Schlereth.....	G
1992	
Wilber Marshall.....	LB
1994	
Ken Harvey.....	LB
Reggie Roby.....	P
1995	
Ken Harvey.....	LB
Brian Mitchell.....	KR/PR
1996	
Terry Allen.....	RB
Gus Frerotte.....	QB
Darrell Green.....	CB
Ken Harvey.....	LB
Matt Turk.....	P

1997	
Cris Dishman.....	CB
Darrell Green.....	CB
Ken Harvey.....	LB
Matt Turk.....	P
1998	
Matt Turk.....	P
1999	
Stephen Davis.....	RB
Brad Johnson.....	QB
Tré Johnson.....	G
2000	
Stephen Alexander.....	TE
Champ Bailey.....	CB
Marco Coleman.....	DE
Stephen Davis.....	RB

2001	
LaVar Arrington.....	LB
Chris Samuels.....	OT
Champ Bailey.....	CB
2002	
LaVar Arrington.....	LB
Champ Bailey.....	CB
Chris Samuels.....	OT
2003	
LaVar Arrington.....	LB
Champ Bailey.....	CB
Laveranues Coles.....	WR
2004	
Marcus Washington.....	LB
2005	
Santana Moss.....	WR
Chris Samuels.....	OT



Chris Samuels and Santana Moss

Draft Choices ('36-'06)

1936	
Rd. Player(Overall).....	College
1...B Riley Smith (2).....	Alabama
2...E Kain Topping (11).....	Stanford
3...B Ed Smith (20).....	NYU
4...G Paul Tangora (29).....	Northwestem
5...T Wilson Groselose (38).....	TCU
6...T Lary Lutz(47).....	California
7...B Don Irwin (56).....	Colgate
8...E Wayne Milner (65).....	Notre Dame
9...G Marcel Saunders (74).....	Loyola (CA)
1937	
1...B Sam Baugh (6).....	TCU
2...B Nello Falaschi (16).....	Santa Clara
3...B Maurice Eider (26).....	Kansas State
4...G Dick Bassi (36).....	Santa Clara
5...T Chuck Bond (46).....	Washington
6...B Jimmie Cain (56).....	Washington
7...G Rotta Holland (66).....	Kansas State
8...E Joel Eaves (76).....	Auburn
9...T Bill Docherty (86).....	Temple
10...E Dom Mac Cara (96).....	NC State
1938	
1...B Andy Farkas (9).....	Detroit
2...B Sam Chapman (24).....	California
3...C Dave Price (39).....	Mississippi
4...E Elmer Dohmann (49).....	Nebraska
5...T Roy Young (59).....	Texas A&M
6...B Bill Harman (69).....	Georgia
7...C Ed Parks (79).....	Oklahoma
8...B Jack Abbott (89).....	Eion
9...E Dick Johnson (99).....	Washington
10...G Henry Bartos (109).....	North Carolina
1939	
1...T I.B. Hale (8).....	TCU

2...B Charley Holm (18).....	Alabama
3...B Dick Todd (28).....	Texas A&M
4...B Dave Anderson (38).....	California
5...C Quinton Lumpkin (48).....	Georgia
6...T Bo Russell (58).....	Auburn
7...B Wilbur Moore (68).....	Minnesota
8...B Jimmy Johnson (78).....	Washington
9...B Jim German (88).....	Centre
10...B Bob O'Mara (98).....	Duke
11...G Steve Siviniski (108).....	Washington
12...B Bob Hoffman (118).....	USC
13...B Eric Tipton (128).....	Duke
14...T Dick Farnan (138).....	Washington St.
15...T Clyde Shugart (148).....	Iowa State
16...B Boyd Morgan (158).....	USC
17...T Phil Smith (168).....	St. Benedict's
18...T Paul Coop (178).....	Centre
19...G Matt Kuber (188).....	Villanova
20...B Al Cruver (189).....	Washington
1940	
1...B Ed Boell (8).....	NYU
2...B Buddy Banker (18).....	Tulane
3...T Bill Kirchem (28).....	Tulane
4...T Joe Boyd (38).....	Texas A&M
5...B Roy Zimmerman (48).....	San Jose St.
6...E Bud Orf (58).....	Missouri
7...B Bob Hoffman (68).....	USC
8...B Boy Seymour (78).....	Oklahoma
9...T Howard Stoecker (88).....	USC
10...G Allen Johnson (98).....	Duke
11...B Sam Bartholomew (108).....	Tenn.
12...B Ernie Lam (118).....	Rice
13...E Bayward Sanford (128).....	Alabama
14...E Holo Perdue (138).....	Duke
15...C Steve Andracko (148).....	Ohio State
16...B Jay Graybeal (158).....	Oregon

17...B Charley Stagle (168).....	N. Carolina
18...B Buck Murphy (178).....	Georgia Tech
19...T Mel Wetzel (188).....	Missouri
20...B Steve Sifko (198).....	Notre Dame
1941	
1...B Forest Evashevski (10).....	Michigan
2...Did not draft	
3...T Fred Davis (25).....	Alabama
4...Did not draft	
5...T Jim Stuart (40).....	Oregon
6...E Ed Cifers (50).....	Tennessee
7...E Al Krueger (60).....	Duke
8...B Henry Wilder (70).....	Iowa State
9...E Bill Grimmer (80).....	Tulsa
10...G Ed Hickerson (90).....	Alabama
11...E Joe Aguirre (100).....	St. Mary's (CA)
12...B Jack Banta (110).....	USC
13...T Roy Conn (120).....	Arizona
14...B Deward Tomell (130).....	San Jose St.
15...C Morris Buckingham (140).....	San Jose St.
16...B Ken Dow (150).....	Oregon State
17...E Stan McRae (160).....	Michigan State
18...B Joe Osmanski (170).....	Holy Cross
19...T Earl Fullilove (180).....	Georgetown
20...E Ed Hiestand (190).....	Vanderbilt
21...T Tom Riggs (197).....	Illinois
22...B Lee Genlry (204).....	Tulsa
1942	
1...B Spec Sanders (6).....	Texas
2...B Rufus Deal (21).....	Auburn
3...G Joe Zeno (36).....	Holy Cross
4...T Harley McCollum (46).....	Tulane
5...E Bob Fitch (56).....	Minnesota
6...B George Peters (66).....	Oregon State
7...B Frank Swiger (76).....	Duke

Draft Picks

8...B Johnny Goodyear (86)	Marquette
9...C Al DeMao (96)	Duquesne
10...B Phil Ahwesh (106)	Duquesne
11...E John Kovach (116)	Notre Dame
12...B Bill deCorrevont (126)	N.western
13...B Marvin Whited (136)	Oklahoma
14...B Dee Chipman (146)	BYU
15...T George Watts (156)	Appalachian St.
16...B Gene Stewart (166)	Willamette
17...B Charlie Timmons (176)	Clemson
18...T Tiny Croft (186)	Ripon
19...B Steve Juzwik (191)	Notre Dame
20...B Al Cuppee (196)	Iowa

1943

1...B Jack Jenkins (10)	Vanderbilt
2...B Bill Dutton (25)	Pittsburgh
3...E Bob Dove (40)	Notre Dame
4...C Wally Ziemba (50)	Notre Dame
5...T Lou Rymkus (60)	Notre Dame
6...G Tony Leon (70)	Alabama
7...E Bob Mott (80)	Northwestern
8...B Walt McDonald (90)	Tulane
9...T George Perpich (100)	Georgetown
10...C Can Wood (110)	Mississippi
11...G Harry Wright (120)	Notre Dame
12...G Oscar Britt (130)	Mississippi
13...G Dick Weber (140)	Syracuse
14...B Joe Day (150)	Oregon State
15...B Frank Dorfmeil (160)	Georgetown
16...T John Baklarz (170)	Arizona State
17...E Leo Mogus (180)	Youngstown St.
18...B Dick Secrest (190)	Rochester
19...C Don Nolander (200)	Minnesota
20...B Johnny Barnett (210)	Georgetown
21...T Tom Vohs (220)	Colgate
22...B Charlie Yanocy (230)	Miss. St.
23...T Roman Bentz (240)	Tulane
24...E Swift Berthold (250)	Syracuse
25...B Vince Pacevic (260)	Loyola (CA)
26...T Joe Riccardi (270)	Ohio University
27...G Johnny Jaffurs (280)	Penn State
28...B Frank Akins (290)	Washington St.
29...B Bill Cory (295)	Florida
30...G Bob Bogovich (300)	Delaware

1944

1...B Mike Micka (8)	Colgate
2...T Earl Audet (23)	USC
3...B Ed Doherty (39)	Boston College
4...B Jackie Fellows (50)	Fresno State
5...G Hal Fischer (61)	Texas
6...T Cliff White (72)	Murray State
7...B Ted Oggdahl (83)	Willamette
8...B Bob Sreddon (94)	St. Mary's (CA)
9...T Bill Aldworth (105)	Minnesota
10...B Bill Joslyn (116)	Stanford
11...C Charley Walker (127)	Kentucky
12...C Boyd Clement (138)	Oregon State
13...B Jim Gaffney (149)	Tennessee
14...T Ted Ossowski (160)	Oregon State
15...B Tom Davis (171)	Duke
16...E John Batorski (182)	Colgate
17...C Clyde Ehrhardt (193)	Georgia
18...E Dave Brown (204)	UCLA
19...T Bill Ivy (215)	Northwestern
20...B Bruce Babcock (226)	Rochester
21...B Bill Reinhard (237)	California
22...G Ed Bauer (248)	South Carolina
23...B Smokey Marlin (259)	Cornell
24...B Lee Gustafson (270)	Oregon State
25...T Nick Pappas (281)	Utah
26...E Lindsey Bowen (292)	Rice
27...T Bill Gustafson (303)	Wash. St.

28...C Bill Yablonski (314)	Holy Cross
29...C Buster Hollingbery (320)	Wash. St.
30...B Willard Sheller (326)	Stanford

1945

1...QB Jim Hardy (8)	USC
2...T Tree Adams (23)	Notre Dame
3...C George Bujan (38)	Oregon
4...E Johnny North (51)	Vanderbilt
5...G John Steber (61)	Georgia Tech
6...E Art Porter (71)	Tulane
7...B Curt Kuykendall (84)	Auburn
8...E Frank Brogger (94)	Michigan State
9...B Mack Greger (104)	Northwestern
10...E Paul McKee (117)	Syracuse
11...QB Charlie Conery (127)	Mississippi
12...E John Putrik (137)	Utah State
13...B Eddie Saenz (150)	USC
14...T Dom Fusco (160)	South Carolina
15...B Bobby Jenkins (170)	Alabama
17...T Ed Stacco (183)	Colgate
17...C Jim Bradshaw (193)	Auburn
18...B Bill Shipkey (203)	Stanford
19...T Sid Halliday (216)	SMU
20...T Thad Dickson (226)	Cornell
21...E Gabby Martin (236)	SMU
22...C Jim McCurdy (249)	Stanford
23...C Cy Souders (259)	Ohio State
24...B Ben Wall (269)	West. Michigan
25...E George Hilley (282)	UTEP
26...B Milford Dreblov (302)	USC
27...T Frank Irwin (320)	Duke
28...E Leon Diner (315)	Denver
29...C Bob Cummings (320)	Vanderbilt
30...T Don Nolander (325)	Minnesota

1946

1...B Cal Rossi (9)	UCLA
2...B Stan Koslowski (19)	Holy Cross
3...B Gay Adelt (29)	Utah
4...B Walt Trojanowski (39)	Connecticut
5...T Bob Hendren (49)	USC
6...B George Callanan (69)	USC
7...E Bob Skoglund (69)	Notre Dame
8...B Jake Leicht (79)	Oregon
9...B Chick Maggioni (89)	Illinois
10...T Monte Moncrief (99)	Texas A&M
11...E Joe Tereshinski (109)	Georgia
12...E Stan Sprague (119)	Illinois
13...E Harry Adelman (129)	USC
14...B Bob Butchotsky (139)	Texas A&M
15...T Mike Prashaw (149)	Michigan
16...B Ed Robnett (159)	Texas Tech
17...B Lemar Dykstra (169)	Colorado
18...B Bob Ward (179)	San Jose State
19...T John Pehar (189)	USC
20...B Roger Robinson (199)	Syracuse
21...C Charley Cadenhead (209)	Miss. State
22...G Bob Rodas (219)	Santa Clara
23...E Charlie Webb (22)	LSU
24...B Marion Panagan (239)	Texas A&M
25...T Roland Phillips (249)	Georgia Tech
26...B Jim Hallmark (259)	Texas A&M
27...T Fay Mills (269)	Alabama
28...B William Ritter (279)	Georgia Tech
29...B Sarkis Takestan (289)	California
30...E Mike Campbell (299)	Mississippi

1947

1...B Cal Rossi (3)	UCLA
2...B Red Knight (16)	LSU
3...E Hank Folberg (27)	Army
4...G Mike Garzoni (38)	USC
5...T Hank Harris (58)	Texas
7...E Roy Karrasch (67)	UCLA
8...T Ernie Williamson (78)	N. Carolina
9...B L.G. Carmody (87)	C. Washington

10...E U.S. Savage (98)	Richmond
11...E Bob Steckroth (107)	William & Mary
12...T Weldon Edwards (118)	TCU
13...C Earl Wheeler (127)	Arkansas
14...B Billy Gold (138)	Tennessee
15...T Jack Hart (148)	Detroit
16...B Tom Nichols (158)	Richmond
17...B Harry Dowda (167)	Wake Forest
18...E Charlie Webb (178)	LSU
19...T Elmo Bond (187)	Washington St.
20...B Jim Heft (198)	St. Lawrence
21...E Tom Dudley (207)	Virginia
22...B Jim Smith (218)	Iowa
23...T Hal Mullins (227)	Duke
24...E Francis Booka (238)	Wash. St.
25...B Otis Sacinity (247)	Wake Forest
26...C Mill Drogo (258)	Connecticut
27...B Lynn Brownson (267)	Stanford
28...B Joe Colone (278)	Penn State
29...E Herb Shoener (285)	Iowa
30...T Bob Pievo (294)	Purdue

1948

Bonus Choice: B Harry Gilmer	Alabama
1...B Lowell Tew	Alabama
2...C Tommy Thompson	William & Mary
3...B Dan Sandifer	LSU
4...B Jack Weisenberger	Michigan
5...B Jack Kurkowski	Detroit
6...T Jerry Cady	Gustavus Adolphus
7...B Bob Anderson	Stanford
8...T Mike Katrishen	Southern Miss.
9...T Ed Marshall	Pennsylvania
10...G Ted Andrus	SW Louisiana
11...B Carl Suss	Rice
12...B Chick Jagade	Indiana
13...B Eddie Quirk	Missouri
14...B Art Pollard	Arizona
15...E Chuck Newman	Louisiana Tech
...E Dale Schwartzkopf	Texas Tech
... (from Green Bay)	
16...C Ray Peary	Oklahoma
17...T Gene Vellela	Scranton
18...B Olyve Box	West Texas State
19...B Bryan Bell	Washington & Lee
20...C Joel Williams	Texas
21...E Lou Holtzma	William & Mary
22...G Floyd Lawhom	Texas Tech
23...B Dick West	Princeton
24...E Roland Oakes	Missouri
25...T Ed Watkins	Idaho
26...C Don Corbett	Arizona
27...B Buddy Bowen	Mississippi
28...E Vic Paulson	Cal-Santa Barbara
29...B Barney Welch	Texas A&M

1949

1...B Rob Goode	Texas A&M
2...T Lauri Niemi	Washington St.
3...T Len Szalajyn	North Carolina
4...B Mike DeNoia	Scranton
5...E Eddie Berrang	Villanova
6...Choice to Philadelphia	
7...G Chat Fritz	Missouri
8...B Bob Kennedy	North Carolina
9...E Ed McNeil	Michigan
10...G Vic Vasicek	Texas
11...G Homer Hobbs	Georgia
12...T Harry Vamer	Arizona
13...T Ed Henke	USC
14...E Pat Haggerty	William & Mary
15...T Gene Frassetto	California
16...T Dick Flowers	Alabama
17...B Ross Pritchard	Arkansas
18...G Herb Siegest	Illinois
19...B Bob Hainlen	Colorado State
20...E Ollie Fletcher	USC

Draft Picks

- 21...B Tommy Hughes.....Duke
 22...E Bill Clements.....UCLA
 23...B Frank Pattee.....Kansas
 24...G Jim Cullom.....California
 25...B Nick Sebek.....Indiana

1950

- 1...B George Thomas (5).....Oklahoma
 2...B Hally Haynes (18).....Santa Clara
 3...T Lou Karras (31).....Purdue
 4...C Harry Ulinski (44).....Kentucky
 5...B Frank Spaniel (57).....Notre Dame
 6...G Gene Pepper (70).....Missouri
 7...T Jerry Houghton (83).....Wash. St.
 8...E John Rohde (96).....Pacific
 9...T Don Winslow (109).....Iowa
 10...QB Eddie LeBaron (122).....Pacific
 11...E Dan Brown (136).....Vilanova
 12...B Bill Chauncey (148).....Iowa State
 13...C Clay Davis (161).....Oklahoma St.
 14...T Lyle Button (174).....Illinois
 15...E Alex Loyd (187).....Oklahoma St.
 16...B Charlie Justice (200).....N. Carolina
 17...G Jim Cullom (213).....California
 18...B Alvin Duke (226).....Arkansas
 19...E Ed White (239).....Alabama
 20...T George Bayer (252).....Washington
 21...G Cas Wilucki (265).....Indiana
 22...T John deLaurentis (278).....Waynesburg
 23...E Joe Zuravuff (291).....Northwestern
 24...T Dick Tillon (304).....Nevada
 25...B Art Stewart (317).....SE Oklahoma
 26...B Earl Roth (330).....Maryland
 27...T Ed Lee (343).....Kansas
 28...B Ralph Shoaf (356).....West Virginia
 29...G Johnny Lundin (369).....Minnesota
 30...E Bob Noppinger (382).....Georgetown

1951

- 1...B Leon Heath (3).....Oklahoma
 2...B Eddie Salem (14).....Alabama
 3...T Jim Staton (20).....Wake Forest
 (from Philadelphia)
 3...T Walt Yowarsky (28).....Kentucky
 4...T Paul Gironi (39).....Pica
 5...Choice to Chicago Cardinals
 6...E John Marinkovic (64).....Xavier
 7...B Jonny Papit (75).....Virginia
 8...B Billy Cox (86).....Duke
 9...C Jake Rowden (100).....Maryland
 10...E Bob Jensen (111).....Iowa State
 (chosen from Baltimore)
 11...B Bill DeChard (122).....Holy Cross
 12...G Al Applegate (136).....Scranton
 13...B Dick Campbell (147).....Wyoming
 14...QB Adrian Burk (158).....Baylor
 (chosen from Baltimore)
 15...T Vic Thomas (172).....Colorado
 16...C Bob Bates (183).....Texas A&M
 17...E Gene Brito (194).....Loyola (CA)
 18...B Dom Fucci (208).....Kentucky
 19...G Buddy Brown (219).....Arkansas
 20...B John Krestes (230).....Purdue
 21...T Clarence Marable (244).....TCU
 22...C Elliot Speed (255).....Alabama
 23...B Cecil Martin (266).....North Texas St.
 24...B Tom Powers (280).....Duke
 25...E Bob Chubb (291).....Shippensburg
 26...B Johnny Williams (302).....USC
 27...B Bill Johnson (316).....Stetson
 28...G John Kadiec (327).....Missouri
 29...B Bart Stewart (338).....SE Oklahoma
 30...T Nick Bokovac (325).....Pittsburgh

1959

- 1...B Larry Isbell (6).....Baylor
 2...B Andy Davis (18).....G.W.
 3...B Al Dorow (30).....Michigan State
 4...C Dick Hightower (42).....SMU
 5...G Jim Clark (54).....Oregon State
 6...G Ed Kensler (66).....Maryland
 7...B Vic Janowicz (78).....Ohio State
 8...T Hubert Johnston (90).....Iowa
 9...B Dick Alban (102).....Northwestern
 10...E Chet Ostrowski (114).....Notre Dame
 11...E Orlando Mazza (126).....Michigan St.
 12...C Frank Middendorf (138).....Cincinnati
 13...T Ray Potter (150).....LSU
 14...T Doug Conway (162).....TCU
 15...T Julius Wittman (174).....Ohio State
 16...T Marv Berschet (186).....Illinois
 17...B Bill Bocelli (198).....Wash. & Lee
 18...E Ed Bartlett (210).....California
 19...B Joe Marvin (222).....UCLA
 20...C Roger Kinson (234).....Missouri
 21...T Dick Jenkins (246).....Illinois
 22...B Jim O'Rourke (258).....N. Carolina St.
 23...T Ken Barfeld (270).....Mississippi
 24...E Ted Kirkland (282).....Vanderbilt
 25...T Sal Goe (294).....Elon
 26...B Danny Goodie (306).....Hardin-Simmons
 27...E Ben White (318).....SMU
 28...B Ron Engel (330).....Minnesota
 29...B John Pappa (342).....California
 30...B Bob Linn (354).....Case Western Reserve

1953

- 1...B Jack Scarbath (2).....Maryland
 2...T Dick Modzelewski.....Maryland
 3...E Paul Dekker.....Michigan State
 4...G Don Boll.....Nebraska
 5...B Nick Carras.....Missouri
 6...Choice to Los Angeles
 7...Choice to Chicago Bears
 8...E Lew Weidensaul.....Maryland
 9...Choice to Chicago Cardinals
 10...Choice to New York Giants
 11...B Alex Webster.....North Carolina St.
 12...C Buzz Nutter.....Virginia Tech
 13...Choice to Chicago Cardinals
 14...B Ed Timmerman.....Michigan State
 15...T Dave Suminski.....Wisconsin
 16...E Jim Slay.....Mississippi
 17...B Bob Haner.....Vilanova
 18...B Jim Turner.....Texas Tech
 19...T Tom Fyzik.....George Washington
 20...G Bill Link.....Wake Forest
 21...C Jim Dublinski.....Utah
 22...G Ed Pucci.....USC
 23...E Ed Bieme.....Detroit
 24...B Stan Butterworth.....Bucknal
 25...G Art Hurd.....Maryland
 26...T Walt Ashcraft.....USC
 27...T John Zanetti.....John Carroll
 28...B Bob Buckley.....USC
 29...B Pat Shires.....Tennessee
 30...B Bob Mathias.....Stanford

1954

- 1...E Steve Mellinger (7).....Kentucky
 2...C Jim Schrader (19).....Notre Dame
 3...Choice to Los Angeles
 4...B Ralph Felton (38).....Maryland
 (from Green Bay)
 Choice to Detroit
 5...B Billy Wells (55).....Michigan State
 6...C Bill McHenry (67).....Wash. & Lee
 7...T Harry Jagielski (79).....Indiana
 8...E Bill Marker (91).....West Virginia
 9...T Jerry Minnick (103).....Nebraska
 10...B Merrill Green (115).....Oklahoma

- 11...B Gene Wilson (127).....South Carolina
 12...T Ben Durkin (139).....West Virginia
 13...B Roger Domburg (151).....Wisconsin
 14...T Roger Nelson (163).....Oklahoma
 15...T Hugh Merck (175).....South Carolina
 16...E Gilmer Spring (187).....Texas
 17...B Jerry Coody (199).....Baylor
 18...C Walt Cutzick (211).....Purdue
 19...B Jerry Witt (223).....Wisconsin
 20...E Sam Morley (235).....Stanford
 21...E John Cavaglini (247).....N. Texas St.
 22...B Max Schmalzing (259).....Purdue
 23...G Pete Carneri (271).....Vilanova
 24...E Will Renfro (283).....Memphis State
 25...G George Rosso (295).....Ohio State
 26...B Dorsey Gibson (307).....Oklahoma St.
 27...B Ken Yarborough (319).....N. Carolina
 28...T Ron Hansen (331).....Minnesota
 29...B Ted Kress (343).....Michigan
 30...B Don Rondou (355).....Northwestern

1955

- 1...QB Ralph Guglielmi (3).....Notre Dame
 2...Choice to Los Angeles
 3...B Ray Perkins (27).....Syracuse
 4...Choice to Detroit
 5...T Don Glantz (51).....Nebraska
 6...Choice to Chicago Bears
 7...E Erik Christensen (75).....Richmond
 8...G Ron Maroniak (79).....Kansas State
 (from New York Giants)
 8...C Johnny Allen (86).....Purdue
 9...T John Miller (99).....Boston College
 10...G Tom Louderback (110).....San Jose St.
 11...B Larry Parker (123).....North Carolina
 12...T John Banish (134).....Waynesburg
 13...T Len Oniskey (147).....Cornell
 14...E Tom Braatz (158).....Marquette
 15...B Charley Horton (171).....Vanderbilt
 16...B Hal Norris (182).....California
 17...G Don Shea (195).....Georgia
 18...B Don Bailey (206).....Penn State
 19...E Bob Dee (219).....Holy Cross
 20...T Ron Geyer (230).....Michigan
 21...B Buck Forest (243).....Clemson
 22...B Joe Boland (254).....G.W.
 23...C Chick Donaldson (267).....W. Virginia
 24...T Bob Ready (278).....Notre Dame
 25...C Frank Radella (291).....Wyoming
 26...G Walt Houston (302).....Purdue
 27...B A.J. Baker.....
 28...T Arch Cassidy (326).....Florida
 29...E Bing Bordier (339).....USC
 30...E Tom Petty (350).....Virginia Tech

1956

- 1...B Ed Vereb (11).....Maryland
 2...E John Paluck (23).....Pittsburgh
 3...B Fred Wyant (35).....West Virginia
 4...T Fran Machinsky (40).....Ohio State
 (from Philadelphia)
 Choice to Los Angeles Rams
 5...B Gary Lowe (58).....Michigan State
 6...Choice to Chicago Cardinals
 7...B Donnie Caraway (82).....Houston
 8...B Dick James (93).....Oregon
 9...B Whitley Rouviere (106).....Miami
 10...Choice to Pittsburgh
 11...G Tom Powell (130).....Colgate
 12...B Gerry Planuts (140).....Michigan St.
 (from New York Giants)
 13...G Jerry Ward (154).....Dayton
 14...B Pat Uebel (165).....Army
 15...Choice to Chicago Cardinals
 16...G Wells Gray (169).....Wisconsin
 17...QB Eagle Day (202).....Mississippi
 18...E Jim Pjorum (213).....Autum

19...G Ray Lemek (226)	Notre Dame
20...B Vince Gonzales (237)	LSU
21...E Howard Schnellenberger (250)	Ky.
22...T George Niuola (261)	Notre Dame
23...B Don St. John (274)	Xavier
24...C Johnny Tatum (285)	Texas
25...G Franklin Brooks (288)	Ga. Tech
26...B Dave Burnham (309)	Wheaton
27...B Royce Pippin (322)	Princeton
28...B Billy Hicks (333)	Alabama
29...G Pat Bisceglia (345)	Notre Dame
30...G Buck Mystrom (356)	Michigan St.

1957

1...Don Bosseler (8)	Miami
2...E Joe Walton (20)	Pittsburgh
3...B Eddie Sutton (32)	North Carolina
4...B Jim Podoley (39)	Cent. Michigan
(from Pittsburgh)	
5...Choice to Los Angeles	
6...T J.T. Frankenberg (68)	Kentucky
7...T Wally Merz (80)	Colorado
8...E Paul Lopata (92)	Yale
9...G Galen Laack (104)	Pacific
10...B Don Dobrino (116)	Iowa
11...T Dick Foster (138)	Idaho
12...OB Wade Mitchell (140)	Ga. Tech
13...B Claude Austin (152)	G.W.
14...T George Rice (164)	Wofford
15...E Brad Bomba (176)	Indiana
16...B Joe Brodsky (188)	Florida
17...B Fred Brock (200)	Wheaton
18...G Ed Sakach (212)	G.W.
19...B John Bauer (224)	Villanova
20...E Buddy Frick (236)	South Carolina
21...B Sam Owen (248)	Georgia Tech
22...G Ed Voytek (260)	Purdue
23...G Al Viola (272)	NorthWestern
24...C Bob Jennings (284)	Furman
25...T Dick Sasseis (296)	Catawba
26...B Paul Rotenberg (308)	Ga. Tech
27...T Ormand Anderson (320)	Ga. Tech
28...B Guy Martin (332)	Colgate
29...E George Benedict (344)	Springfield
30...B Art Luppinio (356)	Arizona

1958

1...Choice to Los Angeles	
2...B Mike Sommer (15)	G.W.
3...B Stan Flowers (27)	Georgia Tech
4...B Bill Anderson (30)	Tennessee
(from Philadelphia)	
4...OB Dan Nolan (39)	Lehigh
5...OB Jim Van Pelt (53)	Michigan
6...B Dick Lynch (65)	Notre Dame
7...T Leon Bennett (77)	Boston College
8...E Buddy Payne (89)	North Carolina
9...C Frank Kuachts (101)	Notre Dame
10...T Ben Preston (113)	Auburn
11...T Darrell Dess (125)	N. Carolina St.
12...G Eddie Michaels (137)	Villanova
13...OB Ken Ford (149)	Hardin-Simmons
14...E Jack Farris (161)	Penn State
15...T Jack Davis (173)	Arizona
16...E Fred Potzer (185)	Virginia
17...T Fred Witt (197)	Richmond
18...B Lennie King (209)	Connecticut
19...C Don Stephenson (221)	Ga. Tech
20...E Lou Pelham (233)	Florida
21...G Jackie Simpson (245)	Mississippi
22...B Charley Sanders (257)	W. Texas St.
23...E Ron Schomburger (269)	Florida St.
24...E Rod Hanson	Illinois
25...G John Groom (293)	TCU
26...G Frank Bloomquist (305)	Iowa
27...E Perry Gehring (317)	Minnesota
28...G Joe Biggs (329)	Hardin-Simmons

29...B Ed Coffin (341)	Syracuse
30...E Ted Smith (353)	Georgia Tech

1959

1...OB Don Alard (4)	Boston College
2...Choice to Los Angeles	
3...T Emil Karas (28)	Dayton
4...E Jim Wood (40)	Oklahoma State
5...T Bob Weloska (49)	Notre Dame
(from Green Bay)	
5...Choice to Chicago Cardinals	
6...T Jim McFalls (65)	VMI
7...T Don Lawrence (76)	Notre Dame
7...OB Mitch Ogjega (79)	Iowa
(from Pittsburgh)	
7...E Jim Kenney (81)	Boston Univ.
(from Chicago Bears)	
8...E Gene O'Pella (89)	Villanova
9...B Dick Haley (100)	Pittsburgh
10...B Ron Togh (113)	Notre Dame
11...G Roger Marcinak (124)	Michigan
12...T Terry Wypyszynski (137)	
St. Norbert	
13...E Billy Shoemaker (148)	LSU
14...G Kurt Schwarz (161)	Maryland
15...E Fred Hood (172)	NE Oklahoma
16...T Dick Splain (185)	New Haven
17...G Jim Healy (196)	Holy Cross
18...OB Joe Kapp (209)	California
19...B Bobby Laufer (220)	Auburn
20...B Billy Brewer (233)	Mississippi
21...B Mel Raight (244)	West Virginia
22...E Art Gob (257)	Pittsburgh
23...B Clarence Alexander (268)	SE LA.
24...B George Darrah (281)	F & M
25...T Bob Sargent (292)	Colby
26...T Gene Grabosky (305)	Syracuse
27...B Norm Odyinic (316)	Notre Dame
28...B Bully Austin (329)	Rutgers
29...G Don Lockwood (340)	Tulane
30...B Jim Colough (353)	Beth. College

1960

1...OB Richie Lucas (4)	Penn State
2...Choice to San Francisco	
2...HB Sam Homer (21)	VMI
(from Chicago Bears)	
3...T Andy Synchrona (28)	Penn State
4...Choice to Philadelphia	
4...G Vince Promuto (48)	Holy Cross
(from New York)	
5...T Don Stallings (52)	North Carolina
6...E Dave Hudson (64)	Florida
7...Choice to Pittsburgh	
8...G Earl Kohlhaas (87)	Penn State
(from Detroit)	
9...E Dwight Bumgarner (100)	Duke
10...Choice to Baltimore	
11...C Jim Elfrid (124)	Colorado State
12...HB Jim Crotty (136)	Notre Dame
13...E Bill Herron (148)	Georgia
14...B Charley Minstead (160)	Texas A&M
15...G Bernie Darr (172)	Tulane
16...B Joe Kulbacki (184)	Purdue
17...G Billy Roland (196)	Georgia
18...G John Lawrence (208)	N. Carolina St.
19...G Ron Maltony (220)	Purdue
20...HB Jimmy Wolf (232)	Panhandle St.

1961

1...OB Norm Snead	Wake Forest
(from Dallas)	
2...T Joe Rutgers	Illinois
2...Choice to New York	
3...Choice to St. Louis	
3...B Jim Cunningham	Pittsburgh
(from New York)	
4...Choice to Los Angeles	

5...Choice to Pittsburgh	
6...B Joe Krakoski	Illinois
(from Dallas)	
7...T John O'Day	Miami
7...B Jim Kerr	Penn State
8...E Charley Barnes	NE Louisiana
9...B Joel Amington	Duke
10...Choice to Cleveland	
11...T Riley Mattson	Oregon
12...E Bob Coolbaugh	Richmond
13...B Doug Emore	Mississippi
14...B Doyle Schick	Kansas
15...E Bob Jonson	Michigan
16...T Ron Petty	Louisville
17...B Joe Bellino	Navy
18...T George Tolford	Ohio State
19...E Rony Rumes	Florida State
20...G Mike Ingram	Ohio State

1962

1...B Ernie Davis	Syracuse
2...B Joe Hernandez	Arizona
3...E Bob Mitinger	Penn State
4...T Billy Neighbors	Alabama
5...Choice to Chicago	
6...Choice to San Francisco	
7...HB Bert Coan	Kansas
8...FB Ron Hatcher	Michigan State
9...E Dave Viti	Boston University
10...G John Childress	Arkansas
11...T Carl Palazzo	Adams State
12...HB Terry Terrebonne	Tulane
13...E Bill Whisler	Iowa
14...HB Jim Costen	South Carolina
15...T Len Vella	Georgia
16...E Tommy Brooker	Alabama
17...G Alan Miller	Ohio University
18...B Carl Charon	Michigan State
19...B Claude Crabb	Colorado
20...OB Ed Tracyngier	Florida State

1963

1...E Pat Richter	Wisconsin
2...B Lonnie Sanders	Michigan State
3...T Ron Snidow	Oregon
4...Choice to San Francisco	
5...Choice to Green Bay	
6...T Charley Nickson	Ohio University
7...B Dave Francis	Ohio State
8...Choice to Philadelphia	
9...B Billy Joe	Villanova
10...G Rod Foster	Ohio State
11...E Allen Schau	Western Michigan
12...C Bob Caldwell	Georgia Tech
13...B John Greiner	Purdue
14...B Tom Wringler	Georgia Tech
15...LB Harry Butsko	Maryland
16...G Dave Adams	Arkansas
17...HB Ron Whaley	Tenn-Chattanooga
18...E Drew Roberts	Cal State-Humboldt
19...OB Jim Turner	Utah State
20...T Joe Baughan	Auburn

1964

1...HB Charley Taylor	Arizona State
2...B Paul Krause	Iowa
3...Choice to Los Angeles	
4...Choice to Philadelphia	
5...FB Jim Snowden	Notre Dame
6...E Russ Brown	Florida
7...OB Dick Shiner	Maryland
8...Choice to San Francisco	
9...C Len Hauss	Georgia
10...B Rick Leeson	Pittsburgh
11...LB Gene Donaldson	Purdue
12...T Bob Avolerin	Tennessee
13...B Tom McDonalds	Notre Dame
14...B Tom Urbanik	Penn State



Draft Picks

- 15...T Dick Evers..... Colorado State
- 16...B Tommy Walters..... S. Mississippi
- 17...B Ozzie Clay..... Iowa State
- 18...G Bob Jones..... Nebraska
- 19...G John Seaborg..... Arizona State
- 20...B Fordon Guest..... Arkansas

1965

- 1...Choice to Chicago
- 2...T Bob Brethenstein..... Tulsa
- 3...B Kent McCloughan..... Nebraska
- 4...Choice to Baltimore
- 5...Choice to New York
- 6...Choice to Philadelphia
- 7...Choice to Chicago
- 8...G-LB Don Croftcheck..... Indiana
- 9...E Jerry Smith..... Arizona State
- 10...FB Bob Briggs..... Central State (OK)
- 11...G Willie Adams..... New Mexico State
- 12...T John Strommeyer..... Nebraska
- 13...HB Bill Bracy..... Duke
- 14...HB Dave Estrada..... Arizona State
- 15...B Ben Baldwin..... Vanderbilt
- 16...G Robert Reed..... Tennessee A&M
- 17...E Gary Hard..... Vanderbilt
- 18...LB Chris Hanburger..... North Carolina
- 19...B Roosevelt Ellerbe..... Iowa State
- 20...Choice to Baltimore

1966

- 1...K Charlie Gogolak..... Princeton
- 2...T Walter Barnes..... Nebraska
- 3...FB Tom Barrington..... Ohio State
- 4...DB Bill Clay..... Mississippi
- 5...T Dick Lemay..... Vanderbilt
- 6...Choice to Chicago
- ...T Earl Yates..... Duke
- ...T George Patton..... Georgia
- 7...T George Patton..... Georgia
- 8...FB Stan Mitchell..... Tennessee
- 9...LB Jack Shinholser..... Florida State
- 10...DB Caesar Belser..... Arkansas-Monticello
- 11...FL Dick Reiding..... Northwestern St. (LA)
- 12...LB John Stipech..... Utah
- 13...C Heath Wingate..... Bowling Green
- 14...HB Jerry Lovelace..... Texas Tech
- 15...HB-K Hal Seymour..... Florida
- 16...HB Hal Wanland..... Tennessee
- 17...E Mitch Zalnasky..... Pittsburgh
- 18...HB Joe Burson..... Georgia
- 19...E Andre White..... Florida A&M
- 20...C John Kelly..... Florida A&M

1967

- 1...FB Ray McDonald (13)..... Idaho
- 2...DT Spain Musgrove (39)..... Utah State
- 3...DB Curt Belcher (64)..... BYU
- 4...Choice to Green Bay
- 5...Choice to Houston through Dallas
- 6...T Don Bandy (135)..... Tulsa
- ...from NY Giants through.....
- ...Minnesota)
- 7...QB-HB Bruce Matte (168)..... Miami (OH)
- ...from Pittsburgh)
- ...FL John Love (172)..... N. Texas State
- 8...G-LB Larry Hendershot..... Arizona St.
- ...from Atlanta)
- ...Choice to Minnesota
- 9...HB Pete Larsen (222)..... Cornell
- 10...DT Tim Houlton (247)..... St. Norbert
- ...from Chicago)
- ...DB Bruce Sullivan (250)..... Illinois
- 11...C Bill Brown (275)..... UTEP
- 12...E Ron Sepic (300)..... Ohio State

- 13...LB Bob Rodwell (328)..... E. Michigan
- 14...HB Andy Socha (353)..... Marshall
- 15...G Ed Breeding (378)..... Texas A&M
- 16...DB Alfredo Avila (406)..... Sul Ross
- 17...T Lyle Baucom (431)..... Cal St.-San Fran.

1968

- 1...DB Yazoo Smith (12)..... Oregon
- 2...LB Tom Roussel (38)..... Southern Miss.
- 3...Choice to Cleveland
- 4...DT Dennis Crane (94)..... USC
- 5...TE Ken Barefoot (113)..... Virginia Tech
- ...from Atlanta)
- ...K Mike Bragg (117)..... Richmond
- ...from Minnesota)
- 6...G Willie Banks (149)..... Alcorn State
- 7...RB Bob Brunet (176)..... LSU
- 8...RB Brian Magnuson (203)..... Montana
- 9...DB Frank Liberatore (230)..... Clemson
- 10...Choice to Baltimore
- 11...DB Tom Garretson (284)..... N.western
- 12...DT Dave Weedman (311)..... W. Wash.
- 13...T Mike St. Louis (338)..... Cent. Missouri
- 14...T Dave Zivich (365)..... Cal-Santa Barb.
- 15...G Oger Coverson (392)..... Txs. Southern
- 16...RB Willie Turner (419)..... Jackson St.
- 17...DT Frank Bosch (446)..... Colorado

1969

- 1...Choice to Los Angeles
- 2...Choice to St. Louis
- ...DB Eugene Epps (46)..... UTEP
- ...from Cleveland)
- 3...RB Ed Cross (62)..... Ark.-Pine Bluff
- 4...Choice to Baltimore
- 5...DB Bill Kishman (114)..... Colorado St.
- 6...LB Harold McLinton (139)..... Southern
- 7...RB Jeff Anderson (166)..... Virginia
- ...C John Didion (173)..... Oregon State
- ...from Minnesota)
- 8...RB Larry Brown (191)..... Kansas State
- 9...Choice to Philadelphia
- 10...Choice to Philadelphia
- 11...DT Eric Norri (269)..... Notre Dame
- 12...DB Bob Shannon (295)..... Tenn. St.
- 13...DB Mike Shook (322)..... N. Texas St.

- 14...DT Rick Brand (347)..... Virginia
- 15...T Paul Rogers (374)..... Virginia
- 16...LB Mike Washington (399)..... Southern
- 17...DE Rich Dobbert (426)..... Springfield

1970

- 1...Choice to San Francisco
- 2...DE Bill Brundige (43)..... Colorado
- 3...Choice to St. Louis
- 4...Choice to Baltimore
- ...T Paul Laaveg (103)..... Iowa
- ...from Minnesota through LA Rams
- ...through New Orleans)
- 5...DT Manny Sistrunk (114)..... Ark. A&M
- ...from New Orleans)
- ...RB Danny Pierce (121)..... Memphis St.
- 6...Choice to Atlanta
- 7...WR Roland Merritt (173)..... Maryland
- ...DT James Harris (178)..... Howard
- ...Payne (from Los Angeles)
- 8...DB Paul Johnson (200)..... Penn State
- 9...T Ralph Sonntag (225)..... Maryland
- 10...Choice to Green Bay
- 11...TE Mack Alston (277)..... Maryland St.
- 12...LB James Kates (303)..... Penn State
- 13...T Joe Patterson (339)..... Lawrence
- 14...RB Tony Moro (355)..... Dayton
- 15...C Vic Lewandowsky (381)..... Holy Cross
- 16...WR Steve Bushore (407)..... Emporia St.
- 17...DT Earl Maxfield (433)..... Baylor

1971

- 1...Choice to Los Angeles
- 2...WR Cotton Speyer (38)..... Texas
- 3...Choice to Los Angeles
- 4...Choice to New Orleans
- 5...Choice to Green Bay
- 6...G Conway Hayman (141)..... Delaware
- 7...DB Willie Germany (161)..... Morgan St
- 8...Choice to New Orleans
- 9...DE Mike Fanucci (219)..... Arizona St
- 10...RB Jesse Taylor (244)..... Cincinnati
- 11...T George Starke (272)..... Columbia
- 12...DB Jeff Severson (297)..... Long Beach
- 13...C Dan Ryzcek (322)..... Virginia



Darrell Green

- 14...OB Bill Bynum (349).....W. New Mexico
- 15...G Tony Christovich (375).....Lacrosse
- 16...LB Glenn Tucker (500).....N. Texas St
- 17...Choice to New Orleans

1972

- 1....Choice to NY Jets
- 2....Choice to Baltimore
- 3....Choice to New England through LA
- 4....Choice to New Orleans through LAand Philadelphia
- 5....Choice to Los Angeles
- 6....Choice to Los Angeles
- 7....Choice to NY Giants
- 8....RB Moses Mason (203).....Maryland St
- 9....DE Steve Bookholder (229).....Drake
- 10...WR Mike Oltman (255).....Michigan
- 11...DB Jeff Welch (281).....Arkansas St
- 12...OB Don Bunce (307).....Stanford
- 13...WR Frank Grant (332).....S. Colorado
- 14...G Mike O'Quinn (365).....McNeese St
- 15...DE Carl Taiti (385).....Colorado
- 16...DB S. Higginbotham (411).....Alabama
- 17...LB Kevin Clemente (437).....Boston Co.

1973

- 1....Choice to San Diego through Baltimore
- 2....Choice to New Orleans through NY Jets
- 3....Choice to Buffalo
- 4....Choice to Buffalo
- 5....G Charles Cantrell (117).....Lamar
.....(from Atlanta)
- 6....Choice to Los Angeles
- 7....Choice to NY Jets
- 8....Choice to Buffalo
- 9....Choice to New Orleans
- 10...TE Mike Hancock (193).....Idaho State
- 11...RB Rich Galbois (218).....Ohio State
.....(from Baltimore)
- 12...LB Eddie Shealds (233).....Kansas
- 13...DB Ken Stone (245).....Vanderbilt
.....(from Los Angeles)
- 14...Choice to Los Angeles
- 15...G Ernie Webster (311).....Pittsburgh
- 16...DT Dennis Johnson (337).....Delaware
- 17...DB Herb Marshall (363).....Cameron
- 18...Choice to Los Angeles
- 19...K Mike Westman (415).....Colorado
- 20...WR Jeff Davis (441).....Mars Hill

1974

- 1....Choice to Chicago through Los Angeles
- 2....Choice to San Francisco
- 3....Choice to NY Jets
- 4....Choice to Los Angeles
- 5....Choice to New England throughN. Orleans
- 6....TE Jon Keyworth (144).....Colorado
.....(from Kansas City)
- 7....Choice to New England
- 8....LB Mike Varty (180).....Northwestern
.....(from Los Angeles)
- 9....RB Darwin Robinson (196).....Dakota St.
.....Choice to Buffalo
- 10...DE Mark Sens (218).....Colorado
.....(from New England)
- 11...K Mike Piater (228).....Colorado School
.....of Mines
- 12...TE Jim Kennedy (233).....Colorado St.
.....(from Los Angeles)
- 13...DB Johnny Vann (258).....S. Dakota
- 14...T Joe Miller (282).....Villanova
- 15...Choice to Baltimore
- 16...LB Stu O'Dell (332).....Indiana
- 17...QB Don Van Galder (361).....Utah
- 18...Choice to San Diego

- 16...RB Nate Anderson (411).....E. Illinois
- 17...Choice to Baltimore

1975

- 1....Choice to San Diego
- 2....Choice to Green Bay
- 3....Choice to San Francisco
- 4....Choice to Buffalo
- 5....Choice to San Diego through LA
- 6....RB Mike Thomas (108).....UNLV
- 7....Choice to Cleveland
- 8....T Mark Doak (147).....Nebraska
.....(from Denver)
- 9....Choice to Chicago through St. Louis
- 10...Choice to San Diego
- 11...DE Dallas Hickman (228).....California
- 12...Choice to Miami
- 13...DB Ardell Johnson (277).....Nebraska
.....(from Denver)
- 14...DE Jerry Hackenbruck (282).....Ore. St
- 15...Choice to New England
- 16...DB Morris McKie (344).....N. Caro. A&T
- 17...LB Dave Benson (359).....Weber State
- 18...C Art Kuehn (384).....UCLA
- 19...G Dennis Pavelka (412).....Nebraska
- 20...DE Carl Taylor (437).....Memphis St

1976

- 1....Choice to Miami
- 2....Choice to Detroit through San Diego
- 3....Choice to New Orleans throughSan Diego
- 4....Choice to Oakland through San Diego
- 5....Choice to St. Louis
- 6....G Mike Hughes (148).....Baylor
.....(from St. Louis)
- 7....Choice to Kansas City
- 8....DB Tom Marvaso (179).....Cincinnati
.....(from Los Angeles)
- 9....Choice forfeited
- 10...Choice to Buffalo through Atlanta
- 11...WR Bryan Fryer (234).....Alberta
.....(selection voided)
- 12...G Curtis Akins (254).....Hawaii
- 13...LB Paul Strohmeier (272).....Wash.
.....(from Chicago)
- 14...Choice to Miami
- 15...DE Dean Gissler (308).....Nebraska
- 16...DB Walter Tullis (342).....Delaware St
- 17...DB Waymon Britt (364).....Michigan
- 18...DB Quinn Buckner (383).....Indiana
.....(selection voided)
- 19...Choice to St. Louis
- 20...RB John Monroe (426).....Bluefield St
.....(from St. Louis)
- 21...Choice to Baltimore throughBaltimore and St. Louis
- 22...DB Chuck Willis (476).....Oregon

1977

- 1....Choice to St. Louis
- 2....Choice to Los Angeles throughSan Diego
- 3....Choice to San Diego
- 4....DE Duncan McColi (97).....Stanford
.....(from Miami)
- 5....Choice to Kansas City
- 6....Choice to Los Angeles
- 7....Choice to Atlanta
- 8....Choice to Oakland through Houstonand NY Giants
- 9....TE Reggie Haynes (198).....UNLV
.....(from Los Angeles)
- 10...Choice to Kansas City
- 11...Choice to Atlanta
- 12...RB Mike Northington (246).....Purdue
.....(from Los Angeles)
- 13...RB James Sykes (273).....Rice

- 11...DB Don Harris (300).....Rutgers
- 12...DE Curtis Kirkland (327).....Missouri

1978

- 1....Choice to St. Louis
- 2....Choice to Los Angeles
- 3....Choice to Los Angeles
- 4....Choice to Cleveland through LA
- 5....Choice to Philadelphia
- 6....Choice to New Orleans throughHouston
- 7....RB Tony Green (159).....Florida
.....(from Minn. through San Francisco)
- 8....WR Walker Lee (202).....North Carolina
.....(from San Francisco)
- 9....Choice to Kansas City
- 10...LB Don Hover (219).....Washington St
.....(from Los Angeles)
- 11...QB John Hurley (243).....Santa Clara
- 12...DE Scott Herstenstein (270).....Azusa Pacific
- 13...DE Mike Williams (297).....Texas A&M
- 14...G Steve McCabe (324).....Bowdoin

1979

- 1....Choice to Cincinnati
- 2....Choice to Oakland through St. Louis
- 3....Choice to Baltimore throughHouston
- 4....Choice to Philadelphia
- 5....TE Don Warren (103).....San Diego St
- 6....Choice to Cleveland
- 7....Choice to Baltimore
- 8....Choice to New England
- 9....LB Rich Milot (182).....Penn State
.....(from Seattle)
- 10...Choice to Miami
- 11...WR Kris Haines (233).....Notre Dame
- 12...Choice to Kansas City
- 13...LB Monte Coleman (289).....Ark. St
.....WR Tony Hall (300).....Knowlville
.....(from New England)
- 14...Choice to Cleveland

1980

- 1....WR Art Monk (16).....Syracuse
- 2....Choice to Los Angeles
- 3....DE Mat Mendenhall (55).....BYU
- 4....Choice to San Fran. through LA
- 5....Choice to Tampa Bay
- 6....Choice to Buffalo
- 7....LB Farley Bell (155).....Cincinnati
- 8....G Melvin Jones (187).....Houston
- 9....Choice to Miami
- 10...WR L. McCullough (241).....Illinois
- 11...RB Lewis Walker (268).....Utah
- 12...DE Mike Matocha (295).....Tx. -Arl.
.....DE Marcene Emmett (327).....N. Ala.

1981

- 1....Choice to Los Angeles
- 2....T Mark May (20).....Pittsburgh
.....(from Los Angeles)
- 3....Choice to San Francisco
- 4....Choice to Los Angeles
- 5....G Russ Grimm (69).....Pittsburgh
.....(from Miami through Los Angeles)
- 6....QB Tom Flick (90).....Washington
.....(from Green Bay)
- 7....Choice to Cleveland
- 8....DE Dexter Manley (119).....Ok. St
.....G Gary Sayre (132).....Cameron
.....(from Los Angeles)
- 9....LB Larry Kubin (148).....Penn State
- 10...Choice to Los Angeles
- 11...WR Charlie Brown (201).....S. Car. St
- 12...G Darryl Grant (231).....Rice
- 13...QB Phil Kessel (257).....N. Michigan

Draft Picks

.....T Allan Kennedy (267) Wash. St
(from New England through
Cleveland)
 11.....WR Jerry Hill (284) N. Alabama
 12.....WR Clint Didier (314) Portland St

1992

1.....Choice to Baltimore through
Los Angeles
 2.....Choice to New Eng. through San Fran.
DB Vernon Dean (49) San Diego St
(from San Diego through Los Angeles)
 3.....WR Carl Powell (61) Jackson St
(from Los Angeles)
 4.....DE Todd Linderstein (99) UNLV
 5.....Choice to St. Louis
TE Michael Williams (133) Ala. A&M
(from Buffalo)
 6.....LB Lamont Jeffers (153) Tennessee
 7.....LB John Schachner (180) N. Arizona
 8.....Choice to Cleveland
DT Ralph Warthen (223) G. Webb
(from San Fran. through New Orleans)
 9.....DB Ken Coffey (226) SW Texas St
(from New Orleans)
DT Randy Trautman (238) Boise St
 10.....DE Harold Smith (254) Kentucky St
(from New Orleans)
DB Terry Daniels (265) Tennessee
 11.....K Dan Miller (281) Miami
(from Miami)
QB Bob Holly (291) Princeton
 12.....T Don Laster (309) Tennessee St
(from New Orleans)
LB Jeff Goff (322) Arkansas

1993

1.....DB Darrell Green (28) Texas A&I
 2.....RB Richard Williams (56) Memphis St
 3.....DE Charles Mann (84) Nevada
 4.....Choice to Buffalo through New Or.
 5.....Choice to Pittsburgh
 6.....T Bob Winkler (166) Wisconsin
(from LA Raiders)
QB Babe Laufenberg (168) Indiana
 7.....RB Kelvin Bryant (196) N. Carolina
 8.....T Todd Hallstrom (224) Minnesota
 9.....RB Marcus Gilbert (251) TCU
 10.....LB Geoff Gandy (279) Baylor
 11.....Choice to San Diego
 12.....Choice to NY Giants

1994

1.....Choice to NY Giants
 2.....DT Bob Slater (31) Oklahoma
(from NY Giants)
DE Steve Hamilton (56) E. Carolina
 3.....QB Jay Schroeder (83) UCLA
 4.....RB Jimmy Smith (102) Elon
(from LA Rams through Houston)
Choice to Pittsburgh
 5.....LB Jeff Pogue (125) East Carolina
(from Chicago through San Diego,
Seattle and NY Giants)
Choice to San Fran. through LA Raiders)
 6.....T Curt Singer (167) Tennessee
 7.....WR Mark Smith (195) N. Carolina
 8.....DB Jeff Smith (223) Missouri
 9.....Choice to New England
 10.....RB Keith Griffin (279) Miami
 11.....TE Anthony Jones (306) Wichita St
 12.....WR Cudland Thomas (335) Missouri

1995

1.....Choice to New Orleans
 2.....DB Tony Nixon (33) San Diego St

.....(from Atlanta)
Choice to St. Louis through Atlanta
 3.....Choice to Raiders through Houston
 4.....Choice to LA Raiders
 5.....RB Raphael Cherry (122) Hawaii
(from New Orleans)
Choice to Pittsburgh
 6.....TE Danzell Lee (163) Lamar
 7.....KR Jamie Harris (177) Oklahoma St
(from Philadelphia)
RB Lionel Vital (185) Nichols St
(from St. Louis through Kansas City)
Choice to LA Raiders through NE
 8.....DB Barry Wilburn (219) Mississippi
 9.....G Mitch Geier (247) Troy State
 10.....RB Terry Orr (263) Texas
(from New Orleans)
Choice to LA Raiders
 11.....G Raleigh McKenzie (290) Tennessee
(from New Orleans)
DB Garry Kimble (304) Sam Hstr. St
 12.....DT Dean Hamel (309) Tulsa
(from Buffalo)
LB Bryan Winn (331) Houston

1996

1.....Choice to Atlanta
 2.....DE Markus Koch (30) Boise State
(from Atlanta)
WR Walter Murray (45) Hawaii
(from San Francisco)
Choice to Phila. through LA Raiders
 3.....DB Alvin Walton (75) Kansas
 4.....Choice to San Fran. through LA Rams
 5.....LB Ravin Caldwell (113) Arkansas
(from Atlanta)
Choice to Philadelphia through
Atlanta
 6.....QB Mark Rypien (146) Wash. St
(from Kansas City)
G Jim Huddlestone (156) Virginia
(from San Francisco)
Choice to Atlanta
 7.....RB Rick Badanjek (186) Maryland
 8.....LB Kurt Gouveia (213) BYU
 9.....DB Wayne Asberry (239) Texas A&M
 10.....Choice to San Francisco
 11.....RB Kenny Fells (297) Henderson St
 12.....WR Eric Yarber (323) Idaho

1997

1.....Choice to San Francisco
 2.....DB Brian Davis (30) Nebraska
(from Indianapolis)
T Wally Klaine (48) Notre Dame
(from NY Jets through LA Raiders)
Choice to LA Raiders
 3.....Choice to Raiders through New England
 4.....Choice to Buffalo
 5.....RB Timmy Smith (117) Texas Tech
(from Buffalo)
Choice to Tampa Bay
 6.....DB Steve Gage (144) Tulsa
(from Buffalo)
T Ed Simmons (164) E. Washington
 7.....DB Johnny Thomas (192) Baylor
 8.....DB Clarence Vaughn (219) N. Illinois
 9.....RB Alfred Jenkins (248) Arizona
 10.....WR Ted Wilson (274) Central Florida
 11.....WR Laron Brown (304) Texas
 12.....C Ray Hitchcock (331) Minnesota

1998

1.....Choice to Chicago
 2.....K Chip Lohmiller (65) Minnesota
 3.....KR Mike Olfphant (66) Puget Sound
(from LA Rams)
Choice to LA Rams

4.....RB Jamie Morris (109) Michigan
 5.....DB Carl Mirns (127) Sam Hstr. St
(from New England)
Choice to LA Rams
 6.....QB Stan Humphries (159) NE Louisiana
(from Indianapolis)
Choice to LA Rams
 7.....DB Harold Hicks (193) San Diego St
 8.....RB Darryl McGill (221) Wake Forest
 9.....LB Blake Peterson (249) Mesa Co.
 10.....T Henry Brown (277) Ohio State
 11.....DE Curt Koch (305) Colorado
 12.....P Wayne Pross (315) San Diego St
(from LA Rams)
Choice to LA Rams

1999

1.....Choice to Chicago
 2.....Choice to Dallas through LA Raiders
 3.....DT Rucker (66) Auburn
 4.....Choice to New England
WR Erik Affholter (110) USC
(from Chicago through LA Raiders)
 5.....Choice to Green Bay
DB Tim Smiley (129) Arkansas St
(from Indianapolis)
DE Lybrant Robinson (139) Del. St
(from San Fran. through LA Raiders)
 6.....DB AJ Johnson (149) SW Texas St
 7.....LB Kevin Hendrix (179) S. Carolina
 8.....Choice to Green Bay
 9.....TE Charles Darrington (233) Ky
 10.....C Mark Schlereth (263) Idaho
 11.....Choice to Tampa Bay through LA Rams
 12.....TE Jimmy Johnson (316) Howard
(from San Diego)
RB Joe Mickles (317) Mississippi

1990

1.....Choice to Atlanta
 2.....LB Andre Collins (46) Penn State
 3.....G Moe Elewombi (76) BYU
 4.....QB Cary Conklin (86) Washington
Choice to Indianapolis
DB Rico Labbe (109) Boston College
(from San Fran. through LA Raiders)
 5.....RB Brian Mitchell (130) SW Louisiana
 6.....DT Kent Wells (160) Nebraska
 7.....Choice to San Diego
 8.....Choice to Indianapolis
 9.....G Tim Moxley (243) Ohio State
 10.....DB D'Juan Francisco (262) N.D.
(from Miami)
DT Thomas Payam (270) Alabama
 11.....LB Jon Leverenz (297) Minnesota
 12.....Choice to San Diego

1991

1.....DT Bobby Wilson (17) Michigan St
(from Houston through NE and
Dallas)
Choice to Dallas
 2.....Choice to San Diego
 3.....RB Ricky Ervins (76) USC
 4.....Choice to Pittsburgh
 5.....Choice to Dallas
 6.....TE Dennis Ransom (159) Texas A&M
 7.....WR Keith Cash (188) Texas
 8.....DB Jimmy Spencer (215) Florida
 9.....DB Charles Bell (243) Baylor
 10.....P Cris Shale (270) Bowling Green
 11.....S David Guleddge (299) Jack. St
 12.....WR Keenan McCardell (326) UNLV

1992

1.....WR Desmond Howard (4) Michigan
(from Cincinnati)
Choice to Cincinnati
 2.....DE Shane Collins (47) Arizona St
(from Kansas City through Dallas)

-Choice to Detroit through Dallas
- 3....G Paul Siever (74).....Penn State
-(from Kansas City through Dallas)
-Choice to Cincinnati
- 4....QB Chris Hake (112).....William & Mary
- 5....Choice to San Diego
- 6....TE Ray Rowe (168).....San Diego St
- 7....DB Calvin Holmes (196).....USC
- 8....G Darryl Moore (224).....UTEP
- 9....LB Boone Powell (262).....Texas
- 10...LB Tony Barker (280).....Rice
- 11...WR Terry Smith (308).....Penn State
- 12...C Matt Elliott (336).....Michigan

1993

- 1....DB Tom Carter (17).....Notre Dame
- 2....RB Reggie Brooks (45).....Notre Dame
- 3....LB Rick Hamilton (71).....Central FI
-P Ed Burn (80).....UTEP
-(from San Diego)
- 4....DE Sterling Palmer (101).....Florida St
- 5....C Greg Huntington (128).....Penn State
- 6....DB Darryl Morrison (155).....Arizona
-TE Frank Wycheck (160).....Maryland
-(from Minnesota)
- 7....Choice to Pittsburgh
- 8....LB Lamont Hollinquest (212).....USC

1994

- 1....CB Heath Shuler (3).....Tennessee
- 2....T Tré Johnson (31).....Temple
- 3....WR Tyqus Winans (67).....Fresno State
-G Joe Patton (97).....Alabama A&M
- 4....TE Kurt Haws (105).....Utah
- 5....Choice to Minnesota
- 6....DE Dexter Nottage (183).....FI A&M
- 7....QB Gus Ferrotte (197).....Tulsa

1995

- 1....WR Michael Westbrook (4).....Colorado
- 2....C Cory Paymer (37).....Wisconsin
- 3....CB Darryl Pounds (66).....Nicholls State
- 4....RB Larry Jones (103).....Miami
- 5....TE Jamie Asher (137).....Louisville
-DE Rich Owens (152).....Lehigh
- 6....T Brian Thure (176).....California
- 7....CB Scott Turner (226).....Illinois

1996

- 1....Choice to St. Louis (Sean Gilbert)
-T Andre Johnson (30).....Penn State
- 2....Choice to Dallas
- 3....Choice to Dallas
- 4....RB Stephen Davis (102).....Auburn
- 5....S Leomont Evans (138).....Clemson
- 6....DE Kelvin Kinney (174).....Virginia St
- 7....LB Jeremy Asher (215).....Oregon
-WR Deandre Maxwell (250).....San Diego St.

1997

- 1....DE Kenard Lang (17).....Miami
- 2....LB Greg Jones (51).....Colorado
- 3....LB Derek Smith (80).....Arizona State
- 4....WR Albert Connell (115).....Texas A&M
- 5....S Jamel Williams (132).....Nebraska
-CB Keith Thibodeaux (140).....NW Louisiana
-LB Twan Russell (148).....Miami
-G Brad Badger (162).....Stanford

1998

- 1....Choice to Cincinnati (Dan Wilkinson)
- 2....TE Stephen Alexander (48).....OK
- 3....RB Skip Hicks (69).....UCLA
-(from New Orleans)
- 4....LB Shawn Barber (113).....Richmond
-(from Detroit through Oakland)
- 5....C Mark Fischer (140).....Purdue
- 6....WR Pat Palmer (170).....Northwestern St
- 7....CB David Terrell (191).....UTEP



Washington Redskins 2006 draft picks: (back row, l to r) Anthony Montgomery, Kili Lefotu, Kedric Golston and Rocky McIntosh; (front row, l to r) Kevin Simon and Reed Doughty.

-(from Oakland)
-LB Antwaune Ponds (206).....Syracuse

1999

- 1....CB Champ Bailey (7).....Georgia
-(from Chicago)
-Choice to Minnesota (Brad Johnson)
- 2....T Jon Jansen (37).....Michigan
-(from Chicago)
-Choice to Oakland through Chicago
- 3....Choice to Pittsburgh through Minnesota
- 4....Choice to Chicago
-LB Nate Stimson (107).....Georgia Tech
-(from New Orleans)
- 5....Choice to Chicago
-T Derek Smith (165).....Virginia Tech
-(from Denver)
- 6....K Jeff Hall (181).....Tennessee
- 7....WR Tim Alexander (217).....Oregon St

2000

- 1....LB LaVar Arrington (2).....Penn State
- 1....OL Chris Samuels (3).....Alabama
- 3....DB Lloyd Harrison (64).....NC State
- 4....OL Michael Moore (129).....Troy St (AL)
- 5....DB Quincy Sanders (155).....UNLV
- 6....QB Todd Husak (202).....Stanford
- 7....DL Del Cossette (216).....Maryland
- 7....WR Ethan Howell (250).....Ok. St.

2001

- 1....WR Rod Gardner (15).....Clemson
- 2....CB Fred Smoot (45).....Mississippi St
- 3....Choice to Kansas City
- 4....QB Sage Rosenfels (109).....Iowa St
- 5....Choice to St. Louis
- 5....WR Damerien McCants (154).....Delaware St
-(from Denver through St. Louis)
- 6....Choice to Miami
- 6....DT Mario Monds (186).....Cincinnati
-(from St. Louis)
- 7....Choice to Atlanta through Denver

2002

- 1....CB Patrick Ramsey (32).....Tulane
- 2....RB Ladell Betts (56).....Iowa
- 3....CB Rashad Bauman (79).....Oregon
- 3....WR Cliff Russell (87).....Utah
- 5....CB/S Andre Lott (159).....Tennessee
- 5....TE Robert Poyal (160).....LSU
- 6....OT Reggie Coleman.....Tennessee
- 7....LS Jeff Grau (230).....UCLA
- 7....DE Greg Scott.....Hampton
- 7....FB Rock Cartwright (257).....Kan. St

2003

- 1....Choice to Jets (13)
- 2....Taylor Jacobs (44).....Florida
- 3....Derrick Dockery (81).....Texas
- 4....Choice to St. Louis
- 5....Choice to Jets (from Dallas through New England) (140)
- 5....Choice to Detroit (144)
- 6....Choice to Green Bay (185)
- 7....Choice to Miami (From Carolina) (226)
- 7....Gibran Hamdan (232).....Indiana
-(From Miami)

2004

- 1....S Sean Taylor (5).....Miami
- 2....Choice to Denver (Clinton Portis) (41)
- 3....Choice to Jacksonville (Mark Brunell) (72)
-TE Chris Cooley (81).....Utah State
-(from New Orleans)
- 4....Choice to New England (104)
- 5....Choice to New Orleans (139)
-OL Mark Wilson (151).....California
-(from Minnesota)
- 6....Choice to Denver (171)
-OL Jim Molinaro (180).....Notre Dame
-(from Chicago)
- 7....Choice to New Orleans (206)

2005

- 1....CB Carlos Rogers (9).....Auburn
-CB Jason Campbell (25).....Auburn
-(from Denver)
- 2....Choice to New Orleans (40)
- 3....Choice to Denver (76)
- 4....FB Manuel White (120).....UCLA
-(from Minnesota)
- 5....LB Robert McCune (154).....Louisville
-(from Minnesota)
- 6....LB Jared Newberry (183).....Stanford
- 7....FB Nehemiah Broughton (222).....The Citadel

2006

- 1....Choice to Denver (22)
- 2....LB Rocky McIntosh (35).....Miami
-(from NYJ)
- 3....Choice to San Francisco (84)
- 4....Choice to Denver (119)
- 5....DT Anthony Montgomery (153).....Minnesota
- 6....S Reed Doughty (173).....Northern Colorado
- 6....DL Kedric Golston (196).....Georgia
- 7....OL Kili Lefotu (230).....Arizona
- 7....LB Kevin Simon (250).....Tennessee
-(Compensatory Selection)

Year Rd Pos Player



First Picks ('36-'06)

College				Year	Rd	Pos	Player	College	
1936	1	QB	Riley Smith	Alabama	1972	8	RB	Moses Denson	Maryland
1937	1	QB	Sammy Baugh	TCU	1973	5	G	Charles Cantrell	Lamar
1938	1	B	Andy Farkas	Detroit	1974	6	TE	Jon Keyworth	Colorado
1939	1	T	I.B. Hale	TCU	1975	5	RB	Mike Thomas	UNLV
1940	1	B	Ed Boell	NYU	1976	5	T	Mike Hughes	Baylor
1941	1	B	Forrest Evashevski	Michigan	1977	4	DE	Duncan McCol	Stanford
1942	1	B	Ordan Sanders	Texas	1978	6	RB	Tony Green	Florida
1943	1	B	Jack Jenkins	Missouri	1979	4	TE	Don Warren	San Diego State
1944	1	B	Mike Micka	Colgate	1980	1	WR	Art Monk	Syracuse
1945	1	B	Jim Hardy	USC	1981	1	T	Mark May	Pittsburgh
1946	1	B	Cal Ross	UCLA	1982	2	CB	Vernon Dean	San Diego State
1947	1	B	Cal Rossi	UCLA	1983	1	CB	Darrell Green	Texas A&I
1948	1	B	Harry Gilmer	Alabama	1984	2	DT	Bob Slater	Oklahoma
1949	1	FB	Rob Goode	Texas A&M	1985	2	CB	Tory Nixon	San Diego State
1950	1	HB	George Thomas	Oklahoma	1986	2	DE	Markus Koch	Boise State
1951	1	FB	Leon Heath	Oklahoma	1987	2	CB	Brian Davis	Nebraska
1952	1	QB	Larry Isbell	Baylor	1988	2	K	Chip Lohmiller	Minnesota
1953	1	QB	Jack Scarbath	Maryland	1989	3	DT	Tracy Rucker	Auburn
1954	1	TE	Steve Melinge	Kentucky	1990	2	LB	Andre Collins	Penn State
1955	1	QB	Ralph Guglielmi	Notre Dame	1991	1	DT	Bobby Wilson	Michigan State
1956	1	RB	Ed Vereb	Maryland	1992	1	WR	Desmond Howard	Michigan
1957	1	FB	Don Bosseler	Miami	1993	1	CB	Tom Carter	Notre Dame
1958	2	RB	Mike Sommer	G. Washington	1994	1	QB	Heath Shuler	Tennessee
1959	1	QB	Don Allard	Boston College	1995	1	WR	Michael Westbrook	Colorado
1960	1	QB	Richie Lucas	Penn State	1996	1	T	Andre Johnson	Penn State
1961	1	QB	Norman Sneed	Wake Forest	1997	1	DE	Kenard Lang	Miami
1962	1	RB	Ernie Davis	Syracuse	1998	2	TE	Stephen Alexander	Oklahoma
1963	1	TE	Pat Richter	Wisconsin	1999	1	CB	Champ Bailey	Georgia
1964	1	RB	Charley Taylor	Arizona State	2000	1	LB	LaVar Arrington	Penn State
1965	2	T	Bob Breitenstein	Tulsa	2001	1	WR	Rod Gardner	Clemson
1966	1	K	Charlie Gogolak	Princeton	2002	1	QB	Patrick Ramsey	Tulane
1967	1	FB	Ray McDonald	Idaho	2003	2	WR	Taylor Jacobs	Florida
1968	1	DB	Jim Smith	Oregon	2004	1	S	Sean Taylor	Miami
1969	2	DB	Eugene Epps	UTEP	2005	1	CB	Carlos Rogers	Auburn
1970	2	DE	Bill Brundige	Colorado	2006	2	LB	Rocky McIntosh	Miami
1971	2	WR	Cotton Speyrer	Texas					

All-Time Coaching Records

Head Coach	Regular Season				Pct.	Playoffs		Yrs.
	W	L	T			W	L	
Lud Wray	4	4	2		.500	0	0	1932
Lone Star Dietz	11	11	2		.500	0	0	1933-34
Eddie Casey	2	8	1		.227	0	0	1935
Ray Flaherty	54	21	3		.712	2	2	1936-42
Arthur "Dutch" Bergman	6	3	1		.660	1	1	1943
Dud DeGroot	14	5	1		.725	0	1	1944-45
A.G. "Turk" Edwards	16	18	1		.471	0	0	1946-48
John Whelchel	3	3	1		.500	0	0	1949
Herman Ball	4	16	0		.200	0	0	1949-51
Dick Todd	5	4	0		.556	0	0	1951
Earl "Curly" Lambeau	10	13	1		.438	0	0	1952-53
Joe Kuharich	26	32	2		.450	0	0	1954-58
Mike Nixon	4	18	2		.208	0	0	1959-60
Bill McPeak	21	46	3		.321	0	0	1961-65
Otto Graham	17	22	3		.440	0	0	1966-68
Vince Lombardi	7	5	2		.571	0	0	1969
Bill Austin	6	8	0		.429	0	0	1970
George Allen	67	30	1		.689	2	5	1971-77
Jack Pardee	24	24	0		.500	0	0	1978-80
Joe Gibbs	140	76	0		.648	17	6	1981-92, 2004-05
Richie Petitbon	4	12	0		.250	0	0	1993
Nory Turner	49	59	1		.450	1	1	1994-00
Terry Robiskie	1	2	0		.333	0	0	2000 (interim)
Marty Schottenheimer	8	8	0		.500	0	0	2001
Steve Spurrier	12	20	0		.375	0	0	2002-03
Total	515	468	27		.517	23	16	1932-2005

All-Time Assistant Coaches

A

Aldrich, Charles "Ki"	1947
Arapoff, Jason	1992-00
Amsparger, Bill	2001
Austin, Bill	1969-70, 1973-77

B

Baker, Ray	1937-39
Ball, Herman	1952-54
Bass, Marvin	1952
Banker, Chuck	1987-88
Bielski, Dick	1973-76
Blache, Greg	2004-05
Bowser, Bob	1978-80
Breaux, Don	1981-93, 2004-05
Brindise, Noah	2002-03
Bugel, Joe	1981-89, 2004-05
Burns, DeChon	2002-03
Burns, Jack	1989-91, 2004-05
Byner, Earnest	2004-05

C

Cabrelli, Larry	1951
Callahan, Ray	1978-80
Cameron, Cam	1994-96
Carpenter, Ken	1968
Carpenter, Lew	1969-70
Carmichael Jr., Pete	2001
Carter, Rubin	1999-00
Catavolos, George	2002-03
Cherundolo, Charles	1964-65
Clarke, Ken	2003
Collins, Jim	2002-03
Crumpler, Bobby	2003-05

D

DePaul, Bobby	1989-93
Diange, Joe	1987
Dickson, George	1969-70, 1978-80
Doll, Don	1966-70
Dowhower, Rod	1990-93
Dowler, Boyd	1971-72
Dudley, Bill	1953
Dunn, John	1984-86, 2004-05

E

Edwards, George	2002-03
Edwards, Glenn "Turk"	1940-45, 1949
Evans, Dick	1955-58

F

Fazio, Foge	2000
FitzGerald, Jeff	1998-99
Flaherty, Pat	2000

G

Gibbs, Coy	2004-05
Gibron, Abe	1960-64
Grimm, Russ	1992-00
Guenther, Paul	2002-03

H

Haluchak, Mike	1994-96
Hanifan, Jim	1990-96
Hastings, John	2002-05
Hayes, Tom	1995-99
Hawkins, Ralph	1972-77
Hefterle, Ernie	1959
Helton, Kim	2002-03
Henning, Dan	1981-82, 1987-88
Hickman, Bill	1973-77, 1981-88
Hilton, John	1978-80

Hilyer, Jim	1975-76
Hixon, Stan	2004-05
Holland, Lawson	2002-03
Holmes, Jerry	2001
Horton, Ray	1994-96
Huff, Sam	1969-70
Hughes, Ed	1964-67
Hunley, Ricky	2002
Hunt, John	2002-03

J

Jackson, Bobby	1994-99
Jackson, Hue	2001-03
Jackson, Steve	2004-05

K

Karmelowicz, Bob	1994-96
Kilroy, Frank	1962-64
Kuhanich, Joe	1954

L

Lanham, Paul	1973-77, 1987-88
Lazor, Bill	2004-05
Leggett, Earl	1997-99
Levy, Marv	1971-72
Lewis, Marvin	2002
Lindsey, Dale	1997-98, 2004-05
Lynn, Ron	1994-96

M

Mann, Richard	2001
Manusky, Greg	2001
Marchbroda, Ted	1961-65, 1971-74
Martz, Mike	1997-98
Mathews, Ray	1968
Maluszak, Marv	1977
McCormack, Mike	1966-72
McCulley, Pete	1977
McDaniel, LeCharls	1997-00
McPeak, Bill	1959
Mee, Kirk	1974-77
Meeks, Ron	2000
Milner, Wayne	1946-48, 1954
Moore, Wilber	1947-50
Morton, Chip	2002
Musgrave, Bill	2005

N

Neri, Jerry	1952
Nixon, Mike	1954-58
Nolan, Mike	1997-99
Nunn, Robert	2003

O

O'Connor, Fred	1979-80
Olivadotti, Kirk	1999-05
Olson, Rich	1999-00

P

Pardee, Jack	1973
Peccatiello, Larry	1981-93
Petitbon, Richie	1978-92
Pendry, Joe	2001
Pope, Michael	1997-99

R

Raines, Frank	1988-89
Raye, Jimmy	2001
Reed, Max	1950
Rentfro, Ray	1966-67
Rhodes, Ray	2000
Rhyme, Jerry	1983-87

Riley, Dan	1982-99
Robiskie, Terry	1994-00
Rodriguez, Pete	1994-97

S

Scarry, Mike	1966-68
Schottenheimer, Brian	2001
Schottenheimer, Kurt	2001
Schlotz, Matt	2001
Sevier, Wayne	1981-86, 1989-93
Sidwell, Ed	1997-99
Siemering, Larry	1953
Simmons, Warren "Fleddie"	1981-93, 2004-05
Smith, Danny	2004-05
Smith, Mark	2003
Sparano, Jim	2001
Speros, Jim	1982-83
Spurrier Jr., Steve	2002-03
Sullivan, Joe	1971-72
Stautner, Ernie	1965
Stock, Mike	2001-03
Svare, Harland	1969-70

T

Taylor, Charley	1981-93
Temerario, Tim	1960-65

Tereshinski, Joe	1955-59
Thomas, Emmitt	1986-94
Todd, Dick	1951
Torgeson, Torgy	1959-61, 1971-77, 1981-93
Trgovac, Mike	2000-01
Tuttle, Orville	1951

U

Unich, Richard "Doc"	1978-80
----------------------	---------

V

Verduzco, Jason	2000
-----------------	------

W

Walker, DeWayne	2004-05
Waller, Charlie	1972-77
Walton, Frank	1948
Walton, Joe	1974-80
Wetzel, Steve	1990-91
Williams, Gregg	2004-05
Wilson, George	1965
Wilson, Kirby	2000
Willsey, Ray	1962-63
Winner, Charley	1971-72

History of the NFL

September 17, 1920

Chicago Cardinals and Decatur (Ill.) Staley's.

August 27, 1921

Green Bay Packers.

January 28, 1922

Decatur Staley's transferred to Chicago Bears.

August 1, 1925

New York Giants: Detroit (withdrew July 27, 1927); reinstated Aug. 12, 1928; inactive 12, 1928; inactive July 12, 1930; Portsmouth franchise moved to Detroit June 30, 1934.

July 8, 1932

Inactive Boston franchise transferred to syndicate headed by George Preston Marshall, named Boston Braves, changed to Redskins in 1933.

July 8, 1933

Pittsburgh Steelers.

July 9, 1933

Philadelphia Eagles (Bert Bell awarded franchise forfeited by Frankford Yellow jackets).

February 12, 1937

Cleveland Rams (suspended operation for one season April 6, 1943; resumed operations April 19, 1944).

February 13, 1937

Boston Redskins franchise moves to Washington.

April 19, 1944

Boston Yanks (merged with Brooklyn Tigers April 10, 1945; NFL cancels Boston franchise and awards franchise to Ted Collins as the New York Bulldogs, later the Yanks Jan. 21, 1949; League purchases assets of Yanks, awards franchise to Dallas Texans Jan. 19, 1952; franchise transferred to Baltimore Jan. 23, 1953).

January 12, 1946

Cleveland Rams transferred to Los Angeles Rams.

December 9, 1949

Baltimore Colts, Cleveland Browns, San Francisco 49ers join the NFL from the AAC. Baltimore disbanded following 1950 season.

January 23, 1953

Baltimore (See Boston Yanks above, April 19, 1944).

August 14, 1959

AFL organization meeting; New York, Dallas, Denver, Los Angeles, Minneapolis, Houston.

November 22, 1959

Buffalo Bills admitted to AFL.

January 27, 1960

Boston Patriots admitted to AFL.

January 28, 1960

Minneapolis withdraws from AFL. Dallas awarded NFL franchise for 1960; Minnesota Vikings awarded NFL franchise for 1961.

January 30, 1960

Oakland Raiders admitted to AFL.

March 13, 1960

Chicago Cardinals franchise moves to St. Louis.

February 10, 1961

AFL Los Angeles Chargers transferred to San Diego.

February 8, 1963

AFL Dallas Texans transferred to Kansas City Chiefs.

June 30, 1965

Atlanta Falcons awarded NFL franchise for 1968.

August 16, 1965

Miami Dolphins awarded AFL franchise for 1966.

June 3, 1966

NFL and AFL agree to form combined league of 24 teams under title of NFL, with regular season competition to begin in 1970. Pre-season games and the Super Bowl to begin in 1967. Pete Rozelle named commissioner.

November 1, 1966

New Orleans Saints awarded NFL franchise for 1967.

May 24, 1967

Cincinnati Bengals awarded AFL franchise for 1968.

May 17, 1970

Baltimore, Cleveland, and Pittsburgh agree to move to AFC, while remaining NFL teams form NFC.



April 24, 1974
June 4, 1974
May 7, 1982
March 28, 1984
March 24, 1988
October 26, 1993
November 30, 1993
January 18, 1995
June 23, 1995
February, 1996
September 12, 1999
October, 1999
May 22, 2001
September 8, 2002

Tampa Bay Buccaneers awarded NFL franchise for 1976.
 Seattle Seahawks awarded NFL franchise for 1976.
 Oakland Raiders franchise moves to Los Angeles.
 Baltimore Colts franchise moves to Indianapolis.
 St. Louis Cardinals franchise moves to Phoenix.
 Carolina Panthers awarded NFL franchise.
 Jacksonville Jaguars awarded NFL franchise.
 Los Angeles Rams franchise moves to St. Louis.
 Los Angeles Raiders franchise moves to Oakland.
 Cleveland Browns franchise moves to Baltimore.
 Cleveland Browns franchise begins play.
 Houston awarded franchise. Announced Texans name September 6, 2001.
 NFL Owners vote unanimously for realignment in 2002.
 Houston Texans franchise begins play with a victory over Dallas.

Hall of Fame Redskins

Since the Hall of Fame opened its doors in Canton, Ohio on September 7, 1963, 180 NFL players/coaches/administrators have been inducted for enshrinement into the Hall of Fame. The 21 Redskins enshrined in the Hall are the fifth most of any team.

George Allen	Coach	1971-77	Inducted in 2002
Cliff Battles	RB	1932-37	Inducted in 1968
Sammy Baugh	QB	1937-52	Charter Member in 1963
Bill Dudley	RB	1950-51, 53	Inducted in 1966
Turk Edwards	T	1932-40	Inducted in 1969
Ray Flaherty	Coach	1937-42	Inducted in 1976
Joe Gibbs	Coach	1981-92	Inducted in 1996
Otto Graham	Coach	1966-68	Inducted in 1965
Ken Houston	S	1973-80	Inducted in 1986
Sam Huff	LB	1964-67, 69	Inducted in 1982
David (Deacon) Jones	DE	1974	Inducted in 1980
Stan Jones	DT	1966	Inducted in 1991
Sonny Jurgensen	QB	1964-74	Inducted in 1983
Paul Krause	S	1964-67	Inducted in 1998
Earl (Curly) Lambeau	Coach	1952-53	Charter Member in 1963
Vince Lombardi	Coach	1969	Inducted in 1971
George Preston Marshall	Founder	1932-1969	Charter Member in 1963
Wayne Millner	End	1936-41, 45	Inducted in 1968
Bobby Mitchell	FL	1962-68	Inducted in 1983
John Riggins	RB	1976-79, 81-85	Inducted in 1992
Charley Taylor	WR	1964-77	Inducted in 1984



Wayne Millner



Sammy Baugh



Sam Huff

REDSKINS MILESTONES

'Redskin' Through the Years...

Red Cloud. Red Thunder. Red Eagle. Redlands. Red mud.

"The term *redskin*, applied by Europeans to Algonquians in general and the Delawares in particular," says the Reader's Digest in its book *America's Fascinating Indian Heritage*, "was inspired not by their natural complexion but by their fondness for vermilion makeup, concocted from fat mixed with berry juice and minerals that provided the desired color." The men "would streak their faces and bodies with bright red ocher and bloodroot," adds the Reader's Digest.

Indians painted their skin for decorative and ceremonial purposes. "Red is generally accepted as being one of the colors most easily available to and most used by Indians," as Ronald P. Koch states in his book *Dress Clothing of the Plains Indians*.

- The Start**
July 9, 1932
George P. Marshall heads syndicate (Vincent Bendix, Jay O'Brien, Dorland Doyle) that buys NFL franchise for Boston, MA. They contract to play in Braves-Field, home of National League Baseball team, and are called "The Braves."
- The Name**
The Boston Gridders move to Fenway Park, home of the American League Red Sox, and "The Braves" become "The Redskins."
- The Franchise**
Feb. 13, 1937
The Washington Redskins are officially born! The National Football League approves transfer of Boston Redskins franchise to Washington, DC, and a new history begins.
- The Band**
Aug. 9, 1937
The famed Redskins Band founded. First of its kind.
- First Victory**
Sept. 16, 1937
The First Game! Thursday night opener draws 19,941 fans to flood-lighted Griffith Stadium. Riley Smith scores on 60-yard run with interception, two field goals and an extra point. Redskins 13, Giants 3.
- First Title**
Dec. 5, 1937
Ten thousand fans stomp up Broadway behind brass band. Sammy Baugh completes 11 of 15, Cliff Battles runs 75 and 76 yards for TDs, Giants routed 49-14, for Eastern Championship.
- World Champs!**
Dec. 12, 1937
Freezing weather, frozen field, icy-nerved Bears can't stop Baugh. Completes 17 of 33 for 335 yards and 3 TDs. Wayne Millner, the all-time Notre Dame great, escapes with nine catches for 160 yards, including 77 and 55-yd. TD spring.
- Westward Ho!**
Aug. 2, 1939
Redskins set forth on first coast-to-coast football training trip. Training site: Eastern State Normal School in Cheney, Washington.
- Zero Hour**
Oct. 1, 1939
Only scoreless tie in Redskin history as Giants are battled in mud and rain.
- Record Pass**
Oct. 15, 1939
From kick formation, standing deep in end zone, Frank Filchock flips pass to Andy Farkas who goes all the way for the touchdown. Longest pass play in National Football League history, 99 yards.
- East. Champs**
Dec. 1, 1940
Miniature-sized Davy O'Brien of Eagles completes 33 passes in 60 attempts, but Redskins win 13-6 to clinch Eastern Championship.
- 73-to-0hhh!**
Dec. 8, 1940
Redskins get more first downs than Bears in World Championship Game at Griffith Stadium, but lose 73-0.
- California**
Aug. 18, 1941
Redskins bring pro football on large scale for first time to California. Establish training quarters in San Diego at Brown Military Academy.
- Title Escapes**
Nov. 23, 1941
Fifty seconds to go in the Eastern Championship Game, Redskins hold 13-10 lead. But Giants get field goal and touchdown to win, 20-13.
- Only Loss**
Sept. 27, 1942
Giants don't make first down, gain only ONE yard rushing, complete just ONE pass...but it's good for TD; then they capture another TD on interception...and Redskins suffer their only 1942 defeat, 14-7.
- World Champs!**
Dec. 13, 1942
Bears take early lead on errant pass from center. But Sam Baugh's 85-yd. quick kick sets them back on their heels. Wilbur Moore then makes a vital interception and follows with a sensational catch for 38-yd TD. Andy Farkas caps victory by carrying ball 10 of 12 times on 80-yd TD tour. Score: 14-6.
- Division Title**
Dec. 13, 1942
After two straight losses, Redskins bounce back in Eastern title playoff to trash Giants 28-0.
- Runner Up**
Dec. 26, 1943
Sam Baugh suffers concussion early tackling Sid Luckman on punt return and Bears go on to win NFL title 41-21.

To a T

July 30, 1945

Redskins abandon their double-wing formation and adopt the T-formation.

East, Champs

Dec. 9, 1945

Second straight shutout (Steelers 24-0 Dec. 2) vs. Giants 17-0, wins Eastern title.

One Point Shy

16, 1945

In subzero weather, Redskins lose world title to Rams, 15-14, on incredibly freakish plays. Baugh's pass from end zone hits goal-post for Dec. safety (no longer allowed); and Waterfield's try-for-point hits crossbar and bounces over.

Charity Game

Sept. 6, 1946

First Annual Redskins-Rams game for benefit in Los Angeles Times Charities, Inc. draws 68,188 to Memorial Coliseum and nets Times Boys Club \$96,711.23.

High Note

June 13, 1947

Redskins Band performs at Philadelphia Inquirer's Famed Festival of Music alongside Whiteman, Waring and the Philharmonic.

Champs Trumped

Nov. 23, 1947

Fans give auto to Sam Baugh who thanks them with 6 TD tosses, routing champion Cards, 45-21.

First on TV

June 14, 1950

American Oil announces plans to televise all Redskins games - no other pro team on TV.

Baugh-to-Bach

Oct. 10, 1954

Dr. Howard Mitchell leads his National Symphony Orchestra at mid-field in a half-time show.

TD Torrent

Oct. 1, 1955

Twenty-one points in 137 seconds! Eagles lead 16-0 in 3rd quarter. Brito recovers fumble on their 32 and LeBaron passes to Janowicz for TD. Torgeson recovers fumble on Eagles 13. Janowicz goes over. Redskins win, 31-30.

The Alumni

Oct. 15, 1958

Redskins Alumni Association organized. Twenty-three former players residing here adopt formal constitution and by-laws and invite all non-resident ex-Redskins to join.

New Home

Redskins sign 30-year lease to play in proposed D.C. Stadium and Congress gives go-ahead to build.

Home Debut

Oct. 1, 1961

First game in new D.C. Stadium draws 37,767. Redskins fail to hold 21-7 lead, Giants win 24-21.

4 of a Kind

Dec. 17, 1961

Dick James scores 4 TDs to set Redskins single game scoring record in 34-24 win over Dallas.

Sonny and Sam

1964

Redskins stun public by trading QB Norman Sneed to Eagles for veteran QB Sonny Jurgensen. Then repeat performance, shipping favorite Dick James to N.Y. for Sam Huff.

A Sunny Day

Oct. 11, 1964

Sonny Jurgensen out-duels Norm Sneed by pitching four TD's against the Eagles in the first meeting of the traded quarterbacks.

Record Rally

Nov. 28, 1965

Sonny Jurgensen sparks greatest comeback win in Redskin history. Down 21-0, Redskins record 34-31 victory over the Cowboys as Sonny passes for over 400 yards and 3 TDs.

Graham Era

Jan. 25, 1966

Redskins appoint former Cleveland star, Otto Graham, Head Coach and General Manager.

TD Jamboree

Nov. 27, 1966

The Redskins and Giants score the most points in NFL history as they tie or set many team and league records in Washington's rout of New York, 72-41.

Record Breakers

1967

Sonny Jurgensen sets new Redskin and NFL passing records for most attempts, completions, and yards. Receivers Charley Taylor, Jerry Smith and Bobby Mitchell finish first, second and fourth in the League; highest ever by receivers on the same team.

Lombardi Hired

Feb. 7, 1969

The unbelievable happened - Vince Lombardi leaves Green Bay to become head coach of the Redskins.

George Preston

Aug. 9, 1969

George Preston Marshall, founder of the Washington Redskins, dies at his home at the age of 72.

A Winning Season

Dec. 14, 1969

Redskins defeat New Orleans by score of 17-14 to insure their first winning season since 1955. Victory also keeps Coach Lombardi's record of never having coached a losing NFL team intact.

Lombardi Dies

Sept. 3, 1970

The sports world is grieved by the death of Vincent T. Lombardi, Head Coach and Executive Vice President of the Redskins.

1,000-Yard Club

the Dec. 13, 1970

Larry Brown, on second offensive play of game with Eagles and needing 4 yards to break the 1,000-yard barrier, gains 12 yards to become first Redskin in history to become a member of the 1,000-yard club.

NFL Rushing Champ

Dec. 20, 1970

Larry Brown ends the season as the top rusher in the NFL with a total of 1,125 yards in 237 attempts for a 4.7 avg. He is the first Redskin since Cliff Battles in 1937 to win rushing title.

Allen Hired

Jan. 6, 1971

George Allen, winningest coach in the NFL, named Head Coach and General Manager.

A New Home

June 2, 1971

Groundbreaking ceremonies for Redskins new home, Redskin Park, near Dulles Airport.

Future is Now

1971

Allen guides Redskins to most wins, 9 in 29 years with 9-4-1 record. First time in 29 years Redskins gained championship playoff game.

Coach of Year

1971

George Allen voted NFL and AFC "Coach of Year."

NFC Champions

3 1972

Redskins win first title in 30 years with a convincing 26-3 win over defending World Champion Dallas Cowboys in RFK Stadium following 16-playoff victory over Green Bay. Redskins lose 14-7 to Miami in Super Bowl VII in the LA Coliseum.

Player of Year

1972

Larry Brown honored by all selections as NFL "Player of Year," wins NFC rushing title setting new Redskins rushing record with his 1,216 yards, his second over 1,000 year.

NFC Coach of Year

1972

For second year in a row, George Allen accorded "Coach of Year" honors.

Wild Card

1973

Redskins and Cowboys tied for best record in the AFC East, but Dallas wins division in tiebreaker based on better point differential of net 13 points.

4th Straight Playoffs

1974

For the fourth consecutive year, George Allen's "Over the Hill Gang" reach the playoffs.

All-time Receiver

Dec. 21, 1975

Redskins wide receiver Charley Taylor becomes all-time reception leader in NFL history with 634th career catch against the Eagles in season's finale.

Jurgensen Retires

May 1, 1975

Redskin quarterback Sonny Jurgensen retires after playing for 18 seasons in the NFL, 11 in a Redskin uniform.

Milton King Dies

Jan. 23, 1976

Milton King, vice president and treasurer of the Redskins, dies at the age of 85.

Return to Playoffs

1976

By winning final four games, including wins at Dallas and at St. Louis, Redskins make playoffs for fifth time in six years under Allen.

Pardee Hired

Jan. 24, 1978

Jack Pardee, former Redskin player and coach, named 16th head coach in Redskin history.

Presidential Visit

Oct. 2, 1978

President Jimmy Carter became the second President to ever attend a regular season NFL game when he and Mrs. Carter, along with son Chip and wife Caron, see the Monday night Cowboy-Redskin clash.

Off to the Races

1978

By winning the first six games, including wins over rivals Dallas and St. Louis and playoff bound New England, the Redskins enjoy their best start in over 35 years.

Good News, Bad News

lost 1979

The 10-6 record is the ninth consecutive year Redskins finished .500 or better. Both the division title and wild 1979 card playoff game were in final seconds of final game in Dallas, 35-34.

100 Straight

1980

Redskins extend NFL's longest consecutive streak of sellouts to 100, dating back to 1966.

Gibbs Hired

Jan. 13, 1981

Joe Gibbs, offensive coordinator of the San Diego Chargers, becomes the 17th head coach in Redskin history.

Finishing Kick

1981

Victorious in 8 of their final 11 games, Coach Gibbs and his Redskins set or tie 13 club records.

Huff Inducted

Aug. 7, 1982

Former Redskin and Giant Sam Huff is inducted into the Pro Football Hall of Fame.

A New Beginning

1982

With the 0-5 start of a year ago, the 0-4 preseason fresh on everyone's mind, Mark Moseley lifts the burden with 26-yard overtime Sept. 12 field goal to give the Redskins a victory over Philadelphia. Moseley had only minutes earlier sent the game into overtime with a 46-yarder.

Strike!

Sept. 21, 1982

The NFL players walk out in a strike that would last until Nov. 17. In all, eight games were missed, seven cancelled.

Holy Moseley!

1982

With time running out, the game on the line, with an NFL record at stake, Mark Moseley beats the Giants by booting his 21st Dec. 19, straight field goal in a snowy RFK Stadium. The kick breaks Garo Yepremian's record of 20 and gives the Redskins a 15-14 win.

Also in the game, John Riggins becomes only the fifth back in NFL history to exceed 2,000 carries (Payton, Simpson, Brown, and Harris are the others).

A Whitewash

Jan. 2, 1983

For the first time since 1980, the Redskins post a shutout by beating the Cardinals 28-0. Their 8-1 record is the best in the NFC, giving them home-field advantage throughout the playoffs. The 128 points given up by the Redskins defense is the fewest in the NFL.

Hogs Take Their Bows

Jan. 15, 1982

The celebrated Hogs create enough holes in the Viking defense for John Riggins to plow for a Redskin playoff record of 185 yards, leading Washington to a 21-7 win and a spot in the NFC Championship. Before leaving the game, Riggins gallantly bows to the 54,000-plus Redskins faithful who roar in approval.

Sweet revenge

Jan. 22, 1983

The Redskins avenge their only loss of the season, setting back the Cowboys, 31-17, to reach their second Super Bowl, and first in ten years.

Super Bowl Win!

Jan. 30, 1983

The Redskins win Super Bowl XVII downing the Dolphins 27-17. Their win streak reaches eight, and 15 of 16 and 20 of 24 over two seasons. Jack Kent Cooke accepts the Super Bowl Trophy from Pete Rozelle in the locker room as MVP Riggins boasts, "Ron may be President, but for tonight I'm King." The Redskins' 12-1 record is the fifth best NFL mark in the last 50 years, and their best ever.

Hails from the Chief

Jan. 31, 1983

President and Mrs. Reagan are at Dulles Airport to greet the World Champion Redskins as they arrive back from California.

Parade of Stars

Feb. 3, 1983

The entire city of Washington celebrates as the Redskins are paraded before some 500,000 fans in a downtown ceremony amidst pouring rain. Coach Gibbs holds up the Super Bowl Trophy and proclaims, "This is for you."

High Honors

1983

Joe Gibbs is named Coach of the Year. Mark Moseley is named NFL MVP by Associated Press, Joe Theismann is Miller Man of the Year, and five Redskins (the most since 1972) are named to the Pro Bowl: Moseley, Theismann, Tony Peters, Charlie Brown, and Mike Nelms. Later, Bobby Beathard is named Executive of the Year. And Riggins, who had four straight 100-yard rushing playoff games, the first ever to do so, wins a car as Super Bowl MVP.

Jurgy to Mitch

July 30, 1983

Former Redskin greats quarterback Sonny Jurgensen and receiver Bobby Mitchell are inducted into Pro Football's Hall of Fame.

Monday Night Fever

Oct. 1, 1983

The Redskins lose 48-47, in the highest scoring game in night football history. The Redskins and the Packers combine for over 1,000 yards total Monday offense.

The Diesel Keeps Trucking On

Nov. 20, 1983

John Riggins sets NFL record. His consecutive games with rushing touchdowns reaches 12 while notching his 19th touchdown of the year to tie that NFL mark. John's streak ends at 13 consecutive games while he goes on to establish an NFL record 24 touchdowns.

Doomsday Showdown in Dallas

Dec. 11, 1983

Dressed in army fatigues, the Redskins marched into Dallas to do battle. The result was a convincing 31-10 victory and sole possession of first place in the NFC East. It was a game that saw Tony Dorsett held to 34 yards on 14 carries (one yard of five carries in the second half) and scores from four different Redskins.

Alone on a Hill

17, 1983

For the second year in a row the Redskins finished with the best record in the NFL. Their 31-22 victory over the Giants capped a Dec. remarkable 14-2 regular season. It is the first time in the history of the League that an NFC team has compiled so many victories.

One-Two Punch

1983

Mark Moseley's NFL kick scoring record of 161 points, and Riggins' total of 144 points, top entire NFL. It is the first time since 1951 that the number one and two scorers played on the same team. Their total of 305 points surpasses the totals of eight other clubs.

Ring Out the Rams

Jan. 1, 1984

The Redskins ring in the New Year by drubbing the L.A. Rams 51-7 in the most lopsided playoff in 26 years. Team sets or ties 13 club playoff marks with the 44-point margin of victory, the greatest in the 47-year history of the Redskins.

Three of a Kind

1985

The 10 victories marks a third consecutive season the Redskins won 10 or more games, equaling a club-best streak set from 1972-74. The 35 wins in those three seasons were a club record for the successes for a three-year period. Three were also meaningful for offensive linemen Joe Jacoby and Russ Grimm, who each earned a third consecutive trip to the Pro Bowl. Receiver Art Monk (81 catches) was sent for second straight time.

Happy Birthday

1986

The Washington Redskins entered their 50th season in the Nation's Capital, celebrating the franchise's move from Boston to Feb. 13, Washington.

Rally Ho

1986

Little Mr. Big

Oct. 27, 1986

Headed by Coach Ray Flaherty of the 1937 World Champions, former players and coaches gathered to kickoff the 1986 season.

WR Gary Clark accounted for 241 receiving yards (on 11 catches) to break teammate Art Monk's club record on Monday Night TV.

Showdown

points the Nov. 23, 1986

Eager to avenge their first loss of 1986, the Redskins came out smokin' against Dallas. The 34-0 first half lead marked the most Cowboys had ever allowed in a single half of play. The Redskins 41-14 win was their most points ever against the Cowboys.

Gibbs Gets #70

in a Jan. 3, 1987

Head Coach Joe Gibbs became the winningest coach in Redskin history gaining his 70th win as the team defeated the Bears 27-13 divisional playoff.

A Giant Step

Jan. 11, 1987

With 15 new faces on the roster, the Washington Redskins played in their third NFC Championship game in five years.

Pro Bowlers, Again

Feb. 1, 1987

Hogs Russ Grimm and Joe Jacoby returned to the Islands of Hawaii for the fourth consecutive season. Joined by Art Monk, Darrell Green, Gary Clark, Dexter Manley, and Jay Schroeder, the Redskins equalled a club record seven participants in the annual classic.

NFLPA Strike

1987

NFL players walk out following the second week of the regular season.

Perfect

Oct. 19, 1987

Redskin "replacement" players close out their season with a perfect 3-0 mark. Team holds on to defeat Dallas, 13-7, in Texas Stadium.

Relief Pitcher

Dec. 26, 1987

Quarterback Doug Williams connects on 11 of 22 for 217 yards and two TDs in Minnesota. The 27-24 overtime victory is highlighted by a Ricky Sanders 51-yard catch-and-run to force sudden death. Hajj-Sheikh kicks the game winner.

The Bear Facts

Jan. 10, 1988

For the second time in two years, Skins travel to Chicago for Divisional Playoff. After trailing 14-0 in the second quarter, team rallies to win 21-17. Darrell Green provides the game-winning points on an electrifying 52-yard punt return, as Redskins advance to the NFC Championship Game for the fourth time in six seasons.

NFC Champs!

Jan. 17, 1988

Redskins are 17-10 victors over the Minnesota Vikings as Doug Williams connects with Gary Clark to break a 10-10 fourth quarter deadlock. Washington becomes the first team to advance to the Super Bowl three times in the 1980s.

World Champs!

Jan. 31, 1988

Twenty Super Bowl records are broken en route to 42-10 decision over the Denver Broncos. Quarterback Doug Williams is named the game's MVP as he connects on 18 of 29 for a record 340 yards. His four touchdown passes tie another record as team scores five times in five possessions in the second quarter alone.

100 Wins

Dec. 10, 1989

Joe Gibbs registered his 100th career win as head coach of the Redskins as the team defeated San Diego, 26-21. Only six other coaches reached 100 wins faster than Gibbs.

Monk Moves Up

Dec. 10, 1989

Art Monk moved into third place on the all-time NFL receiving list, ahead of friend and receivers coach Charley Taylor, in Washington's 26-21 win vs. SD.

A Lion of a Comeback

Nov. 4, 1990

The Redskins equaled the greatest comeback in club history with a 41-38 overtime win at Detroit. Down by 21 points in the third quarter and 17 points entering the fourth, Jeff Rutledge rallied the Skins by passing for 363 second-half yards (30-42). The game winning points came on a Chip Lohmiller 34-yard field goal in overtime.

700 Catches

Nov. 18, 1990

Art Monk became only the third player in NFL history to catch 700 passes when he hauled in four receptions against the Saints in RFK.

Ring in the New Year

Jan. 5, 1991

The Redskins pushed their playoff record to 12-3 under Joe Gibbs with a solid team effort 20-6 win over the Eagles at Veterans Stadium.

Perfect Start

1991

For the first time in franchise history the Redskins opened the year with 11 straight victories.

One of the Best

1991

The Redskins became only the sixth team in NFL history to record 17-or-more wins in a single season by posting a 17-2 overall mark (best in team history).

Hog Protection

1991

In 16 games, the "Hogs" allowed a league low and club record nine sacks. It was the third lowest total in NFL history.

A Class Act

Dec. 22, 1991

Art Monk becomes only the second player in NFL history to catch 800 passes when he caught five passes in the season finale at Philadelphia.

NFC Champs

Jan. 12, 1992

For the fourth time under Joe Gibbs, and the fifth time in franchise history, the Redskins return to the Super Bowl with a 41-10 win over Detroit in the NFC title game.

World Champs!

Jan. 26, 1992

The Redskins claim their third Super Bowl win under Gibbs. The Skins knocked out Buffalo 37-24 and Mark Rypien was named Super Bowl MVP completing 18 passes and throwing two TDs. Gary Clark and Art Monk both caught seven passes, with Clark gaining 114 yards and one TD, and Monk adding 113 yards. Brad Edwards had two interceptions and the defense sacked Bills QB Jim Kelly five times.

Pro Bowl Record

Feb. 2, 1992

The Redskins set a club record with eight players earning selection to the Pro Bowl. Jim Lachey and Darrell Green are named starters while Gary Clark, Chip Lohmiller, Charles Mann, Earnest Byner and Mark Schlereth also were named to the NFC squad.

New Redskin Park Opens

Aug. 24, 1992

The Redskins move into their new training complex set on a picturesque 160 acres in Loudoun County, Virginia. The building is over 70,000 square feet to compliment four practice fields.

Monk is #1

1992

Art Monk becomes the NFL's all-time leading pass receiver against the Broncos on Monday Night in Week 5. His 820th Oct. 12, career catch was a 10-yarder with 3:12 remaining in the 4th quarter.

Joe Gibbs Resigns

1993

After 12 seasons guiding the Redskins to four Super Bowls, three Super Bowl championships, a 16-5 playoff mark and a March 5, 140-65 career record, Joe Gibbs steps down as head coach and is replaced by long-time defensive coordinator Richie Petitbon.

Turner Hired

Feb. 2, 1994

Norv Turner, offensive coordinator of the Dallas Cowboys, becomes the 22nd coach in Skins history.

Coleman Becomes All-Time Leader

Oct. 9, 1994

Linebacker Monte Coleman plays in his 206th career game as a Redskin breaking Art Monk's team record for games played. Monte, tied with Sammy Baugh for most seasons as a Redskin with 16, ended his career with 216 games played. (Darrell Green would take over the record in 1998).

Pro Bowl Skins

1994

Linebacker Ken Harvey and punter Reggie Roby earned selection to the NFC squad. Harvey led the NFC in sacks with 13.5 and Roby became the first Redskins punter selected to the Pro Bowl since Sam Baker in 1956.

BIG Upset Wins

Oct. 1, 1995

Washington's 27-23 win over 13-point favorite Dallas was the Redskins' biggest upset win since defeating the Dec. 3, 1995 Cowboys, 34-31, on December 11, 1966. The Redskins were 17-point underdogs in the rematch at Texas Stadium but came up with a 24-17 win. It was the biggest upset win in the NFL since 1980.

Pro Bowlers

1995

Linebacker Ken Harvey earned his second straight starting assignment in the Pro Bowl, while kick/punt returner Brian Mitchell was honored with his first Pro Bowl selection. Mitchell led the NFC in kickoff returns with a 25.6-yard average and was second in the NFL in punt returns with a 12.6 avg.

Redskins Stadium

March 13, 1996

Redskins owner Jack Kent Cooke, Maryland Gov. Parris N. Glendening and Prince George's County Executive Wayne Curry signed a contract paving the way for the immediate start of construction for the new home of the Redskins in Prince George's County.

Allen Passes Riggo

1996

Terry Allen rushed past John Riggins' single-season rushing record gaining 1,353 yards. Allen also led the NFL in touchdowns with 21 TDs.

Pro Bowlers

1996

The Redskins sent their largest amount of representatives to the Pro Bowl since the 1991 season, when running back Terry Allen, quarterback Gus Frerotte, cornerback Darrell Green, linebacker Ken Harvey and punter Matt Turk made the trip to Hawaii.

So Long RFK

Dec. 16, 1996

The Redskins played their final home game at Robert F. Kennedy Memorial Stadium against the Dallas Cowboys. With Redskin greats from the past on hand, the Skins defeated the Cowboys 37-10. The Redskins finished 173-102-3 at RFK, including 11-1 in the playoffs.

Jack Kent Cooke Passes Away

April 6, 1997

Jack Kent Cooke, only the second owner in Redskins history, dies of congestive heart failure at the age of 84. At his memorial service, John Kent Cooke, Sr. announces the new stadium will be called Jack Kent Cooke Stadium.

Big Jack Opens

Sept. 14, 1997

The Redskins christen Jack Kent Cooke Stadium in style with a 19-13 overtime win over the Arizona Cardinals. In overtime, rookie Kenard Lang forces a fumble that is recovered by rookie linebacker Derek M. Smith at the Cardinals 35-yard line. Two plays later Gus Frerotte throws a 40-yard scoring strike to a leaping Michael Westbrook in the end zone.

Green is Tops

Dec. 13, 1997

Cornerback Darrell Green plays in his 217th career game as a Redskin breaking Monte Coleman's team record for games played.

Pro Bowlers

1997

Darrell Green earns his seventh Pro Bowl selection in his 15th season. He is also joined by fellow cornerback Cris Dishman, while linebacker Ken Harvey is selected for the fourth straight year and punter Matt Turk makes his second straight appearance.

Mitchell joins Brown

1998

Brian Mitchell led the NFL in total combined net yards for the fourth time joining Hall of Famer Jim Brown as the only players in NFL history to lead the league in total combined net yards four times.

Skip-In to the Endzone

Dec. 13, 1998

Rookie running back Skip Hicks sets a Redskin rookie record with eight rushing touchdowns breaking Don Bossler's record of seven set in 1957.

Redskins Sold

25, 1999

Daniel M. Snyder gains unanimous approval (31-0) from league owners to become the fourth owner in franchise history. May Snyder buys team for a record \$800 million — the most ever for an American sports franchise.

Welcome to FedExField

Nov. 21, 1999

The Washington Redskins partner with Federal Express Corporation, re-naming Jack Kent Cooke Stadium, FedExField.

Skins Win East

Dec. 26, 1999

The Redskins overcome a 10-point 4th quarter deficit to defeat the 49ers 26-20 in overtime. The win gives the Skins their first NFC East crown since 1991.

Records Fall

1999

Brad Johnson completes the season with 316 completions — most ever by a Redskin. His 4,005 yards and 519 attempts are second in club history. Stephen Davis' 1,405 yards are the most ever by a Redskin. He led all NFC rushers, and earned his first birth to the Pro Bowl. D. Green increases his team records with his 50th int., and played in his 250th Redskin game. Owner Daniel Snyder introduces the Washington Redskins Leadership Council, the Redskins' foundation.

Leadership Council

Jan. 2000

Homeward Bound

July 20, 2000

Redskins open training camp at home for the first time, welcoming fans to Redskin Park in Ashburn, VA.

Redskins Recognized

Aug. 24, 2000

Redskin alums Joe Gibbs, Dexter Manley and Art Monk are inducted into the Redskins Ring of Fame.

Turner Out, Robiskie In

Dec. 4, 2000

Norv Turner is dismissed as Redskins Head Coach after 13 games. Terry Robiskie is named interim coach to finish out the 2000 season.

Centers Sets Mark

Dec. 24, 2000

Lary Centers becomes the NFL's all-time leader in catches by a running back with 665 receptions.

Smith "Sacks" the Record Books

Dec. 24, 2000

Bruce Smith sets NFL record with his 13th 10-sack season.

NFL Attendance Record

2000

Redskins set an NFL record for attendance with a season total of 647,424. Average home attendance at FedExField was 80,928.

Schottenheimer Takes Command

Jan. 3, 2001

Marty Schottenheimer signs on as the franchise's 24th head coach of the Washington Redskins.

Return to Carlisle

July 29, 2001

Redskins return to Dickinson College in Carlisle, PA for training camp training camp after a six-year hiatus, re-establishing a 32-year summer tradition (1963-1994).

Redskins Relief Fund

Sept. 13, 2001

The Washington Redskins announce the establishment of the Redskins Relief Fund for the benefit of families of the victims of the September 11th tragedy at the Pentagon. Over the course of the season, the Redskins raised over \$700,000.

Redskins Make NFL History

Nov. 25, 2001

Washington sets an NFL record, becoming the first team in history to win five consecutive games after losing their first five. The Redskins would go on to win 8 of the last 11 games, following the 0-5 start.

More Records for Davis

Jan. 6, 2002

Stephen Davis becomes first Redskin in team history to rush for more than 1,000 yards for three consecutive seasons. He finished the 2001 campaign rushing 1,432 yards on 356 carries, both career and team single-season records for the Pro Bowl running back.

Arrival of Head Ball Coach

14, 2002

Owner Daniel Snyder announces former Heisman Trophy winner and offensive genius Steve Spurrier as the Washington Jan. Redskins 25th head coach. Marvin Lewis, with his proven track record of defensive success, is brought on board shortly thereafter as assistant head coach and defensive coordinator, making the Redskins a dangerous foe on both sides of the ball.

Allen Voted to the Hall

Feb. 2, 2002

George Allen, who coached the Washington Redskins from 1971 to 1977 and posted a record of 67-30-1 and led them to two NFC Championships, is voted to the NFL Hall of Fame. Allen, after being named one of the 70 Greatest Redskins of all time, will be enshrined in the Hall on Aug. 4, 2002.

Kickoff Overseas

Aug. 3, 2002

Head Coach Steve Spurrier makes his Redskins debut in a 38-7 victory over the San Francisco 49ers in the 2002 American Bowl in Osaka, Japan. The Redskins finished the game with 479 yards of offense, including 434 passing yards.

Off to a Good Start

2002

Washington finished out the preseason with a 4-1 mark, setting a Redskins record with 164 preseason points. The previous team record was 156 points, set in 1975 in six games.

Naming 70 Greats

June 13, 2002

The 70 Greatest Redskins in team history were announced in June by a blue-ribbon panel, selected to choose the Washington Redskins' leading on-field contributors in celebration of the franchise's 70th Anniversary. Spanning the entire history of the team, since it's founding in Boston in 1932, the 70 Greatest Redskins encompass three head coaches and 67 players.

70th Anniversary Weekend

25-27, 2002

The 70 Greatest Redskins were honored in a weekend of festivities, culminating in a special half-time ceremony during the Oct. Redskins victory over the Indianapolis Colts. The celebration reunited the 70 Greats with a black-tie gala event, an alumni and media brunch, dinner party and pre-game barbeque at FedEx Field. The anniversary season was also commemorated through "retro" uniforms worn at home games all year, featuring a one-season return to the team's spear-and-leather helmet logo, as well as jersey and pants colors and design that reflect back to the 1960s midpoint of the Redskins storied history.

Green's Last Game

Dec. 29, 2002

Darrel Green concluded his 20th and final season with the Redskins and the NFL, defeating longtime rivals the Dallas Cowboys, 20-14. During his 20 years, Green set an NFL record for consecutive seasons with at least one interception (19) and a Redskins team record for regular season games played (295) and started (258). In a special pre-game ceremony at the Dallas game, Green was honored by his teammates and by fans. His name was also added to the FedExField Ring of Fame.

Downright Defensive

2002

Under the guidance of assistant head coach and defensive coordinator Marvin Lewis, the Redskins finish the season ranked 5th in the NFL in total defense, an improvement from 10th during the 2001 season. The Redskins defense has ranked in the league's top-10 for the last three seasons.

Consistently Coles

Oct. 12, 2003

With his six receptions against Tampa Bay, Laveranues Coles set a modern day NFL record for at least five receptions in 19 consecutive games.

Bruce Sacks Record

Dec. 7, 2003

Bruce Smith breaks NFL All-Time sack record against the N.Y. Giants. Smith finishes his career with an impressive 200 sacks.

Spurrier Resigns

Dec. 30, 2003

Washington Redskins Steve Spurrier resigns as the 25th Head Coach in franchise history.

Gibbs Returns

Jan. 7, 2004

Redskins Owner Daniel Snyder announces that Joe Gibbs will return as Head Coach.

500th Win

Sept. 12, 2004

Washington Redskins earn 500th franchise victory, defeating Tampa Bay 16-10.

Gibbs 150th Win

Oct. 23, 2005

Head Coach Joe Gibbs earned his 150th overall victory against the San Francisco 49ers, with a decisive 52-17 win.

Franchise Records

2005

Wide receiver Santana Moss and running back Clinton Portis both set 2005 Redskins records at their respective positions. Moss broke Bobby Mitchell's record for most receiving yards in a season with 1,483. The previous mark was 1,436 set in 1963. Portis set a new record for rushing yards in a season with 1,516, previously held by Stephen Davis with 1,432 yards in 2001. Portis also recorded a franchise-high nine 100-yard rushing games in 2005.

Playoff Win

Jan. 7, 2005

The Redskins earned their first playoff victory since 1999, defeating the Tampa Bay Buccaneers by a score of 17-10 in the NFC Wild Card Playoff game in Tampa Bay.

All-Time Honor Roll

A

Absher, Dick, LB, Maryland	1967
Adams, John, T, Notre Dame	1945-49
Adams, Willie, LB, New Mexico State	1966-66
Adickes, Mark, G, Baylor	1990-91
Aducci, Nick, B, Nebraska	1954-55
Aguirre, Joe, E, St. Mary's (CA)	1941, 1943-45
Akers, David, K, Louisville	1998-99
Akins, Frank, B, Washington State	1943-46
Alban, Dick, B, Northwestern	1952-55
Albright, Ethan, LS, North Carolina	2001-05
Aldrich, Ki, C, TCU	1941-43, 1945-46
Alexander, Patrice, LB, SW Louisiana	1996-98
Alexander, Stephen, TE, Oklahoma	1998-01
Alford, Bruce, K, TCU	1967
Allen, Gerry, B, Nebraska-Omaha	1967-69
Allen, Terry, RB, Clemson	1995-98
Allen, John, C, Purdue	1955-58
Alston, Mack, TE, Maryland State	1970-72
Ananis, Vito, B, Boston College	1945
Anderson, Bill, E, Tennessee	1958-63
Anderson, Bob, RB, Colorado	1975
Anderson, Bruce, E, Williamette	1970
Anderson, Erick, LB, Michigan	1994-95
Anderson, Gary, G, Stanford	1980
Anderson, Stuart, LB, Virginia	1982-85
Anderson, Terry, WR, Bethune-Cookman	1978
Anderson, Willie, WR, UCLA	1996
Andrako, Steve, C, Ohio State	1940-41
Apsit, Megs, B, USC	1933
Archer, David, QB, Iowa State	1968
Arenz, Amie, LB, St. Louis	1934
Anri, Obeid, K, Clemson	1987
Armstead, Jessie, LB, Miami	2002-03
Arneson, Jim, G, Arizona	1975
Arnold, Walt, TE, New Mexico	1984
Arrington, LaVar, LB, Penn State	2000-05
Artman, Corrie, T, Stanford	1932
Asher, Jamie, TE, Louisville	1995-98
Ashmore, Darryl, T, Northwestern	1996-97
Atkeson, Dale, B, No College	1954-56
Atkins, Pervis, RB, New Mexico State	1964
Atkinson, Jess, K, Maryland	1986-87
Audet, Earl, T, USC	1945
Aveni, John, K, Indiana	1961
Avery, Don, T, USC	1946-47
Avery, Jim, E, Northern Illinois	1966

B

Bacon, Coy, DE, Jackson State	1978-81
Badaczewski, John, G, Western Reserve	1949-51
Badanjek, Rick, RB, Maryland	1986
Badger, Brad, G/T, Stanford	1997-99
Bagarus, Steve, RB, Notre Dame	1945-46, 1948
Bagdon, Ed, G, Michigan State	1952
Bailey, Champ, CB, Georgia	1999-03
Bailey, Robert, CB, Miami	1995
Baker, Sam, K, Oregon State	1953, 1956-59
Baltzell, Vic, DB, Southwestern (Kan.)	1935
Bandison, Romeo, DT, Oregon	1995-96
Bandy, Don, G, Tulsa	1967-68
Banks, Carl, LB, Michigan State	1993
Banks, Torry, QB, Michigan State	2001
Banks, Willie, G, Alcorn A&M	1968-69
Banta, Jack, RB, USC	1941
Barber, Ernie, C, San Francisco	1945
Barber, Jim T, San Francisco	1935-41
Barber, Shawn, LB, Richmond	1998-01

Barefoot, Ken, E, Virginia Tech	1988
Barfield, Ken, T, Mississippi	1954
Barker, Bryan, P, Santa Clara	2001-03
Barker, Ed, E, Washington State	1954
Barker, Tony, LB, Rice	1992
Barnes, Billy Ray, RB, Wake Forest	1962-63
Barnes, Brandon, LB, Missouri	2004
Barnes, Tomur, CB, North Texas	1996
Barnes, Walt, DT, Nebraska	1966-68
Barnett, Doug, DE, Azusa Pacific	1985
Barnett, Troy, DT, North Carolina	1996
Barnett, Steve, T, Oregon	1964
Barnhardt, Tom, P, North Carolina	1968-00
Barri, Roy, B, San Francisco	1955-56
Barnwell, Malcolm, WR, Virginia Union	1985
Barrington, Tom, B, Ohio State	1966
Barrow, Mike, LB, Miami (Fl)	2004
Barry, Paul, B, Tulsa	1953
Bartkowski, Steve, QB, California	1985
Bartos, Hank, G, North Carolina	1938
Bartos, Joe, B, Navy	1920
Bass, Mike, CB, Michigan	1969-75
Bassi, Dick, G, Santa Clara	1937
Batiste, Michael, G, Tulane	1998
Bates, Michael, KR, Arizona	2001
Battaglia, Marco, TE, Rutgers	2001
Battles, Cliff, B, West Virginia Wesleyan	1932-37
Baugh, Sam, QB, TCU	1937-52
Bauman, Rashad, CB, Oregon	2002-03
Baughan, Maxie, LB, Georgia Tech	1934
Bausch, Frank (Pete), C, Kansas	1971-76
Bayless, Marlin, S, Bowling Green	1994
Beasley, Tom, DL, Virginia Tech	1984-86
Beatty, Ed, C, Mississippi	1961
Beban, Gary, QB, UCLA	1968-69
Bedell, Brad (IA-4), OL, Colorado	2003
Bedore, Tom, G, No College	1944
Beinor, Ed, T, Notre Dame	1942
Bell, Coleman, TE, Miami	1994-95
Bell, William, RB, Georgia Tech	1994-96
Benish, Dan, DT, Clemson	1987
Benson, Cliff, TE, Purdue	1967
Bentley, Scott, K, Florida State	2000
Berrang, Ed, E, Villanova	1949-52
Berschet, Merve, G, Illinois	1954-55
Betts, Ladell, RB, Iowa	2002-05
Bigby, Keiron, WR, Brown	1987
Biggs, Verlon, DE, Jackson State	1971-75
Bingham, Guy, C, Montana	1982-93
Birlem, Keith, B, San Jose State	1939
Bishop, Harold, TE, LSU	1996
Blanchard, Gary, K, Oklahoma State	1998
Blanton, Scott, K, Oklahoma	1996-98
Boensch, Fred, G, Stanford	1947-48
Boll, Don, T, Nebraska	1953-59
Bond, Chuck, T, Washington	1937-38
Bond, Randall, B, Washington	1938
Bonner, Brian, LB, Minnesota	1989
Boose, Dorian, DE, Washington State	2001
Bosch, Frank, DT, Colorado	1968-70
Boschetti, Ryan, DL, UCLA	2004-05
Bosseler, Don, B, Miami	1957-64
Bostic, Jeff, C, Clemson	1980-93
Boswell, Ben, T, TCU	1934
Boutte, Marc, DT, LSU	1994-99
Bowen, Matt, S, Iowa	2003-05
Bowie, Larry, FB, Georgia	1996-99
Bowles, Todd, S, Temple	1986-90, 92-93
Boykin, Derald, S, Louisville	1994
Braatz, Tom, DE, Marquette	1957-59

Bradley, Harold, E. Elon	1938
Bragg, Mike, P. Richmond	1968-79
Branch, Bruce, KR, Penn State	2002
Branch, Reggie, RB, East Carolina	1985-89
Brandas, John, TE, Cameron	1990-92
Brandt, David, OL, Michigan	2001
Branley, John, LB, Georgia	1992-93
Breding, Ed, LB, Texas A&M	1967-68
Breedlove, Rod, LB, Maryland	1960-64
Brewer, Homer, B. Mississippi	1960
Briggs, Bill, DE, Iowa	1966-67
Briggs, Bob, B. Central Oklahoma State	1965
Briz, Darrick, G. Oregon State	1987
Brto, Gene, DE, Loyola (CA)	1951-53, 1955-58
Britt, Ed, B. Holy Cross	1937
Britt, Oscar, G. Mississippi	1946
Brohm, Jeff, QB, Louisville	1995
Brooks, Bill, WR, Boston University	1996
Brooks, Perry, DT, Southern	1978-84
Brooks, Reggie, RB, Notre Dame	1993-95
Broughton, Nehemiah, RB, The Citadel	2005
Brown, Antonio, WR, West Virginia	2004-05
Brown, Buddy, G. Arkansas	1951-52
Brown, Charlie, WR, South Carolina St.	1982-84
Brown, Dan, E. Villanova	1950
Brown, Doug, DT, Simon Fraser	1998-99
Brown, Eddie, S. Tennessee	1975-77
Brown, Hardy, LB, Tulsa	1950
Brown, Jamie, T. Florida A&M	1999
Brown, Larry, RB, Kansas State	1969-76
Brown, Ray, G. Arkansas State	1989-95, 2004-05
Brown, Rufus, CB, Florida State	2004
Brown, Tom, DB, Maryland	1969
Brown, Wilbert, OL, Houston	2002
Brownlow, Darrick, LB, Illinois	1995-96
Brueckman, Charley, C. Pittsburgh	1958
Brundige, Bill, DE, Colorado	1970-77
Brunell, Mark, QB, Washington	2004-05
Brunet, Bob, RB, Louisiana Tech	1968, 1970-77
Bryant, Kelvin, RB, North Carolina	1986-88, 1990
Bryant, Trent, CB, Arkansas	1981
Buck, Jason, DE, BYU	1991-93
Buckley, Curtis, CB, East Texas State	1999
Buckley, Curtis, CB, East Texas State	1999-2000
Budd, Frank, WR, Villanova	1963
Buggs, Danny, WR, West Virginia	1976-79
Bukich, Rudy, QB, USC	1957-58
Buksar, George, B. Purdue	1951-52
Bunch, Derek, LB, Michigan State	1987
Burks, Shawn, LB, LSU	1986
Burkus, Carl, T. George Washington	1948
Burnan, George, G. Northwestern	1971-72
Burneister, Danny, S. North Carolina	1987
Burnett, Chester, LB, Arizona	1998
Burrell, John, WR, Rice	1966-67
Busich, Sam, E. Ohio State	1936
Bulkus, Carl, T. George Washington	1948
Butsko, Harry, LB, Maryland	1963
Butz, Dave, DT, Purdue	1975-88
Byner, Earnest, RB, East Carolina	1989-93

C

Calego, George, QB, Tennessee	1943
Caldwell, Ravin, LB, Arkansas	1987-92
Campbell, Jason, QB, Auburn	2005
Campbell, Jesse, S. North Carolina State	1997-98
Campbell, Khary, LB, Bowling Green	2004-05
Campbell, Matt, OL, South Carolina	2001
Campiglio, Bob, B. W. Liberty State	1933
Campotreda, Nick, C. Western Maryland	1944
Campora, Don, T. Pacific	1953
Candidate, Trung, RB, Arizona	2003
Caravello, Joe, TE, Tulane	1987-88
Carlson, Mark, T. S. Connecticut State	1987

Carpenter, Brian, CB, Michigan	1983-84
Carpenter, Preston, E. Arkansas	1964-66
Carr, Jim, LB, Morris Harvey	1964-65
Carrier, Mark, FS, USC	2000
Carroll, Jim, LB, Notre Dame	1966-68
Carroll, Leo, DE, San Diego State	1969-70
Carroll, Vic, T. Nevada	1936-42
Carson, John, E. Georgia	1954-59
Carter, Ki-Jana, RB, Penn State	2001
Carter, Tom, CB, Notre Dame	1993-96
Cartwright, Rock, FB, Kansas State	2002-05
Casares, Rick, RB, Florida	1965
Castler, Rich, TE, Jackson State	1981-82
Castiglia, Jim, B. Georgetown	1947-48
Catanho, Al, LB, Rutgers	1996
Centers, Larry, RB, Stephen F. Austin	1999-00
Chamberlain, Byron, TE, Wayne State	2003
Chandler, Jeff, K, Florida	2004
Chase, Martin, DT, Oklahoma	2003
Cherne, Hal, T. DePaul	1933
Cherry, Raphael, S. Hawaii	1985
Cheverko, George, B. Ohio State	1948
Christensen, Erik, E. Richmond	1956
Churchwell, Don, T. Mississippi	1959
Cichowski, Gene, B. Indiana	1958-59
Cifers, Ed, E. Tennessee	1941-42, 1946
Claire, Frank, E. Ohio State	1941
Claire, Rickey, FB, Bethune-Cookman	1980-81
Clark, Algy, DB, Ohio State	1932
Clark, Gary, WR, James Madison	1985-82
Clark, Jim, G. Oregon	1952-53
Clark, Mike, DE, Florida	1981
Clark, Ryan, DB, LSU	2004-05
Clay, Billie, B. Mississippi	1966
Clay, Ozzie, B. Iowa State	1964
Clemons, Chris, LB, Georgia	2003-05
Clemons, Nic, DL, Georgia	2005
Clifton, Gregory, WR, Johnson C. Smith	1993
Cloud, John, B. William & Mary	1952-53
Cochran, Tom, B. Auburn	1949
Coker, Joe, S. Tennessee	1987
Coffey, Ken, S. SW Texas State	1983-86
Cola, Angelo, WR, USC	1964-65
Coleman, Ben, OL, Wake Forest	2001
Coleman, Greg, P. Florida A&M	1988
Coleman, Marco, DE, Georgia Tech	1999-01
Coleman, Monte, LB, Central Arkansas	1979-94
Coles, Laveranues, WR, Florida State	2003-04
Collier, Jim, E. Arkansas	1963
Collins, Andre, LB, Penn State	1990-94
Collins, Paul, (Pip), E. Pittsburgh	1932-35
Collins, Shane, DE, Arizona State	1992-94
Concannon, Rick, G. NYU	1934-36
Condit, Merle, B. Carnegie Tech	1945
Conklin, Cary, QB, Washington	1990-93
Conkright, Bill, C. Oklahoma	1943
Connell, Albert, WR, Texas A&M	1997-00
Connell, Mike, P. Cincinnati	1980-81
Conway, Brett, K. Penn State	1998-02
Cook, Anthony, DE, South Carolina St.	1999
Cooley, Chris, HB, Utah State	2004-05
Copeland, Anthony, LB, Louisville	1987
Copeland, Danny, S. Eastern Kentucky	1991-93
Corbett, Don, C. Arizona	1948
Cortez, Jose, K. Oregon St.	2002
Coupe, Al, B. Iowa	1946
Cowne, John, C. Virginia Tech	1987
Cowsatte, Del, DT, Maryland	2001-02
Cox, Bill, B. Duke	1951-52, 1955
Cox, Steve, P. Arkansas	1985-88
Coyle, Eric, G. Colorado	1987-88
Crabb, Claude, CB, Colorado	1962-63
Crane, Dennis, DT, USC	1968-69
Crews, Terry, LB, Western Michigan	1995
Crisler, Harold, E. San Jose State	1948-49

Crissy, Cris, WR, Princeton	1981
Crotcheck, Don, G, Indiana	1965-66
Cronan, Peter, LB, Boston College	1981-85
Cronin, Gene, DE, Pacific	1961-62
Crossan, Dave, C, Maryland	1965-69
Crotty, Jim, B, Notre Dame	1960-61
Crow, Orren, C, Haskell Indian School	1933-34
Crutchfield, Buddy, CB, N. Carolina Central	1998
Curdzik, Walt, C, Purdue	1954
Cunningham, Doug, RB, Mississippi	1974
Cunningham, Jim, RB, Pittsburgh	1961-63
Curtis, Bobby, LB, Savannah State	1987
Curtis, Mike, LB, Duke	1977-78
Curtis, Travis, S, West Virginia	1988, 1991
Cvercko, Andy, G, Northwestern	1963

D

Dahl, Bob, G, Notre Dame	1996-97
Dale, Roland, E, Mississippi	1950
Daniels, Calvin, LB, North Carolina	1986
Daniels, Phillip, DL, Georgia	2004-05
Dalton, Lionel, DT, Eastern Michigan	2003
Darre, Bernie, G, Tulane	1961
Davidson, Ben, DT, Washington	1962-63
Davis, Andy, B, George Washington	1952
Davis, Brian, CB, Nebraska	1987-90
Davis, Fred, T, Alabama	1941-42, 1945
Davis, Jack, G, Maryland	1959
Davis, Stephen, RB, Auburn	1996-02
Davis, Wayne, DB, Indiana State	1989-90
Davlin, Mike, T, San Francisco	1955
Day, Eagle, CB, Mississippi	1959-60
Deaf, Rufus, B, Auburn	1942
Dean, Fred, G, Texas Southern	1978-82
Dean, Vernon, CB, San Diego State	1982-87
DeCarlo, Art, DB, Georgia	1956-57
DeCorrevont, Bill, B, Northwestern	1945
Dee, Bob, DE, Holy Cross	1957-58
Deeks, Don, T, Washington	1947
DeFrance, Chris, WR, Arizona State	1979
DeFruiter, Bob, B, Nebraska	1945-47
Dekker, Al, WR, Michigan State	1953
Deloplainie, Jack, RB, Salem College	1978
DeMao, Al, C, Duquesne	1945-53
Dennis, Pat, DB, Louisiana Monroe	2004
Dennison, Glenn, TE, Miami	1967
Denson, Moses, RB, MD Eastern Shore	1974-75
Denton, Tim, CB, Sam Houston State	1988-99
Dess, Darrell, G, North Carolina State	1965-66
Didier, Clint, TE, Portland State	1982-87
Didion, John, LB, Oregon State	1969-70
Dishman, Cris, CB, Purdue	1997-98
Dockery, Derrick, OL, Texas	2003-05
Doering, Chris, WR, Florida	2002
Doering, Jason, S, Wisconsin	2004
Doll, Don, DE, USC	1953
Donnalley, Rick, C, North Carolina	1984-85
Doolan, John, B, Georgetown	1945
Dorow, Al, QB, Michigan State	1954-56
Dotson, Santana, DL, Baylor (IF)	2002
Dow, Ken, B, Oregon State	1941
Dowda, Harry, DB, Wake Forest	1949-53
Dowler, Boyd, WR, Colorado	1971
Downey, Patrick, OL, New Hampshire	2002
Drake, Troy, T, Indiana	1998
Drakeford, Tyronne, CB, Virginia Tech	2000
Drazenovich, Chuck, LB, Penn State	1950-59
Dubinetz, Greg, G, Yale	1979
DuBois, Phil, TE, San Diego State	1979-80
Duckworth, Joe, E, Colgate	1947
Dudley, Bill, RB, Virginia	1950-51, 1953
Duff, Jamal, DE, San Diego State	1997-98
Dugan, Fred, WR, Dayton	1961-63
Duich, Steve, G, San Diego State	1969

Dukes, Chad, RB, Pittsburgh	2000
Duncan, Leslie, DB, Jackson State	1971-73
Dunn, Coya, B, USC	1943
Dunn, K.D., TE, Clemson	1987
Dupard, Reggie, RB, SMU	1989-90
Dusek, Brad, LB, Texas A&M	1974-81
Dwyer, Jack, DB, Loyola (CA)	1951
Dye, Les, E, Syracuse	1944-45
Dyer, Henry, RB, Grambling	1969-70

E

Ecker, Enrique, T, John Carroll	1952
Edwards, Brad, S, South Carolina	1990-93
Edwards, Turk, T, Washington State	1932-40
Edwards, Weldon, T, TCU	1948
Eilers, Pat, DB, Notre Dame	1992-94
Elewonibi, Moe, T, BYU	1990-93
Elsara, Pita (DNP-8), OL, Indiana	2003
Ellard, Henry, WR, Fresno State	1994-98
Elliott, Matt, C, Michigan	1992
Ellis, Ed, T, Buffalo	2000
Ellstrom, Marv, B, Oklahoma	1943
Ellstrom, Swede, FB, Oklahoma	1934
Elmore, Doug, DB, Mississippi	1962
Elter, Leo, RB, Duquesne	1955-57
Emfman, Steve, DT, Washington	1997
Erhardt, Clyde, C, Georgia	1946-49
Erickson, Carl, C, Washington	1938-39
Erwins, Ricky, RB, USC	1991-94
Etherly, David, CB, Portland State	1987
Evans, Charles, RB, USC	1974
Evans, Demetric, DL, Georgia	2004-05
Evans, Greg, S, TCU	1998
Evans, Leomont, S, Clemson	1996-99
Evans, Reggie, RB, Richmond	1983

F

Fanucci, Mike, DE, Arizona State	1972
Farkas, Andy, FB, Detroit	1938-44
Farman, Dick, G, Washington State	1939-43
Farmer, Tom, B, Iowa	1947-48
Farris, Jimmy, WR, Montana	2005
Faulkner, Jeff, DE, Southern	1993
Feagin, Tom, G, Houston	1963
Felber, Nip, E, North Dakota	1932
Fellon, Ralph, LB, Maryland	1954-60
Ferris, Neil, DB, Loyola (CA)	1951-52
Filchock, Frank, QB, Indiana	1938-41, 1944-45
Fiore, Dave, OL, Hofstra	2003
Fiorentino, Al, G, Boston College	1943-44
Fischer, Mark, C, Purdue	1998-01
Fischer, Pat, CB, Nebraska	1968-77
Fisher, Bob, T, USC	1940
Flemister, Zeron, TE, Iowa	2000-03
Fletcher, Derrick, G, Baylor	2000
Flick, Tom, QB, Washington	1981
Flores, Mike, DT, Louisville	1995
Flowers, Richmond, QB, Duke	2002
Foltz, Vernon, C, St. Vincent's	1944
Fortie, Ike, RB, Arkansas	1978-80
Foxx, Dion, LB, James Madison	1995
Frahm, Dick, B, Nebraska	1935
Frain, Todd, TE, Nebraska	1986
Francis, Dave, FB, Ohio State	1963
Francis, James, LB, Baylor	1999
Franklin, Ike, E, St. Mary's	1933
Franz, Todd, DB, Tulsa	2002-04
Frazier, Frank, G, Miami	1987
Freeman, Bob, DB, Auburn	1962
Ferrolta, Gus, QB, Tulsa	1994-98
Friedman, Lennie, OL, Duke	2003-04
Friesz, John, QB, Idaho	1994
Frisch, Dave, TE, Colorado State	1997

Fritsch, Ted, C, St. Norbert.....	1976-79
Frost, Derrick, P, Northern Iowa.....	2005
Fryar, Irving, WR, Nebraska.....	1999-00
Fryer, Brian, WR, Alberta (Canada).....	1976-78
Fugett, Jean, TE, Amherst.....	1976-79
Fulcher, Bill, G, Georgia Tech.....	1956-58
Fuller, Larry, B, No College.....	1944-45

G

Gaffney, Jim, B, Tennessee.....	1945-46
Gage, Steve, S, Tulsa.....	1987-88
Gaines, William, DT, Florida.....	1995-97
Galbraith, Scott, TE, USC.....	1995-96
Gannon, Rich, QB, Delaware.....	1993
Gardener, Daryl, DT, Baylor.....	2002
Gardner, Rod, WR, Clemson.....	2001-04
Garner, Dwight, RB, California.....	1986
Garrett, Alvin, WR, Angelo State.....	1981-84
Garzon, Mike, B, USC.....	1947
Geathers, James, DT, Wichita State.....	1990-92
Gentry, Lee, B, Tulsa.....	1941
George, Jeff, QB, Illinois.....	2000-01
German, Jim, QB, Centre College.....	1939
Gesek, John, C, Cal State Sacramento.....	1994-95
Giaquinto, Nick, RB, Connecticut.....	1981-83
Gibson, Alec, DT, Illinois.....	1987
Gibson, Joe, B, Tulsa.....	1943
Gilbert, Sean, DT, Pittsburgh.....	1996
Gillespie, Robert, RB, Florida.....	2002
Glimer, Harry, QB, Alabama.....	1948-52, 1954
Givens, Reggie, LB, Penn State.....	2000
Glick, Gary, DB, Colorado A&M.....	1959-61
Gob, Art, E, Pittsburgh.....	1959-60
Gogolak, Charlie, K, Princeton.....	1866-68
Goodburn, Kelly, P, Emporia State.....	1990-93
Goode, Bob, RB, Texas A&M.....	1949-51, 1954-55
Goodnight, Clyde, E, Tulsa.....	1949-50
Goodyear, John, B, Marquette.....	1942
Gonshy, Tom, G, Baldwin-Wallace.....	1966
Gouveia, Kurt, LB, BYU.....	1987-94, 99
Graf, Dave, LB, Penn State.....	1981
Graf, Rick, LB, Wisconsin.....	1993
Graham, Don, LB, Penn State.....	1989
Graham, Kent, QB, Ohio State.....	2001
Grant, Alan, CB, Stanford.....	1994
Grant, Bob, LB, Wake Forest.....	1971
Grant, Darryl, DT, Rice.....	1981-90
Grant, Frank, WR, S. Colorado State.....	1973-78
Grant, Orantes, LB, Georgia.....	2002-03
Gray, Bill, G, Oregon State.....	1947-48
Green, Darrell, CB, Texas A&I.....	1963-02
Green, Jacques, WR, Florida.....	2002
Green, Robert, RB, William & Mary.....	1992
Green, Tony, RB, Florida.....	1978
Green, Trent, QB, Indiana.....	1995-98
Greer, Donovan, CB, Texas A&M.....	2001
Griffin, Cornelius, DT, Alabama.....	2004-05
Griffin, Keith, RB, Miami.....	1964-88
Grimm, Dan, C, Colorado.....	1969
Grimm, Russ, G, Pittsburgh.....	1981-91
Guglielmi, Ralph, QB, Notre Dame.....	1955, 1958-60
Gulledge, David, FS, Jacksonville State.....	1992
Gundlach, Herman, G, Harvard.....	1935

Hackbart, Dale, DB, Wisconsin.....	1961-63
Hageman, Fred, C, Kansas.....	1961-64
Haight, Mike, T, Iowa.....	1992
Haines, Kris, WR, Notre Dame.....	1979
Haji-Sheikh, Ali, K, Michigan.....	1987
Haley, Dick, DB, Pittsburgh.....	1959-60
Haley, Jermaine, DT, Butte College.....	2003-04
Hall, Galen, QB, Penn State.....	1962
Hall, John, K, Wisconsin.....	2003-05
Hall, Windlan, DB, Arizona State.....	1977
Ham, Derrick, DE, Miami.....	2000
Hamdan, Gibran, QB, Indiana.....	2003
Hamel, Dean, DT, Tulsa.....	1985-88
Hamilton, Malcolm, LB, Baylor.....	1998-99
Hamilton, Rick, LB, Central Florida.....	1993-94
Hamilton, Steve, DE, East Carolina.....	1985-88
Hamlin, Gene, C, Western Michigan.....	1970
Hammond, Bobby, RB, Morgan State.....	1979-80
Hanburger, Chris, LB, North Carolina.....	1965-78
Hancock, Mike, TE, Idaho State.....	1973-75
Hanna, Zip, G, South Carolina.....	1945
Hansen, Ron, G, Minnesota.....	1954
Harbour, Dave, C, Illinois.....	1986-89
Hardean, Buddy, RB, Iowa State.....	1979-80
Hare, Cecil, FB, Gonzaga.....	1941-42, 1945
Hare, Ray, QB, Gonzaga.....	1940-43
Harlan, Jim, T, Howard Payne.....	1978
Harmon, Clarence, RB, Mississippi State.....	1977-82
Harold, George, B, Allen.....	1968
Harraway, Charley, RB, San Jose State.....	1959-73
Harris, Don, S, Rutgers.....	1978-79
Harris, Hank, G, Texas.....	1947-48
Harris, Jim, DB, Howard Payne.....	1970
Harris, Joe, LB, Georgia Tech.....	1977
Harris, Rickie, DB, Arizona.....	1965-70
Harris, Walt, CB, Mississippi State.....	2004-05
Harrison, Kenny, WR, SMU.....	1980
Harrison, Lloyd, CB, North Carolina State.....	2000
Harrison, Nolan, DE, Indiana.....	2000
Harry, Carl, WR, Utah.....	1989, 92
Hart, Jim, QB, Southern Illinois.....	1984
Hartley, Howard, B, Duke.....	1948
Hartman, Bill, B, Georgia.....	1938
Harvey, Ken, LB, California.....	1994-98
Harvin, Allen, RB, Cincinnati.....	1987
Hasselbeck, Tam, QB, Boston College.....	2003
Hatcher, Ron, FB, Michigan State.....	1962
Hauss, Len, C, Georgia.....	1964-77
Haws, Kurt, TE, Utah.....	1994
Hayden, Ken, C, Arkansas.....	1943
Hayes, Jeff, P, North Carolina.....	1982-85
Haymond, Alvin, DB, Southern.....	1972
Haynes, Hall, DB, Santa Clara.....	1950, 1953-55
Haynes, Reggie, TE, UNLV.....	1978
Hazelwood, Ted, T, North Carolina.....	1953
Heath, Leon, FB, Oklahoma.....	1951-53
Heck, Andy, T, Notre Dame.....	1999-00
Hecker, Norb, DB, Baldwin-Wallace.....	1955-57
Heenan, Pat, E, Notre Dame.....	1960
Hegarty, Bill, T, Villanova.....	1960
Heinz, Bob, DT, Pacific.....	1978
Hendershot, Larry, LB, Arizona State.....	1967
Henderson, Jon, WR, Colorado State.....	1970
Hendren, Bob, T, USC.....	1949-51
Hennessey, Jerry, DE, Santa Clara.....	1952-53
Hermeling, Terry, T, Nevada.....	1970-80
Hernandez, Joe, WR, Arizona.....	1964
Hickman, Dallas, DE, California.....	1976-81
Hickman, Donnie, G, USC.....	1978
Hicks, Skip, RB, UCLA.....	1998-00
Hill, Calvin, RB, Yale.....	1976-77
Hill, Irv, B, Trinity.....	1933
Hill, Nate, DE, Auburn.....	1989
Hilchcock, Ray, C, Minnesota.....	1987
Hoage, Terry, S, Georgia.....	1991
Hobbs, Stephen, WR, North Alabama.....	1990-92
Hochertz, Martin, DE, Southern Illinois.....	1993
Hodgson, Pat, TE, Georgia.....	1966
Hoelscher, David, DT, Eastern Kentucky.....	1998
Hoffman, Bob, CB, USC.....	1940-41
Hoffman, John, DE, Hawaii.....	1969-70
Hogeboom, Gary, CB, Central Michigan.....	1990
Hokuf, Steve, B, Nebraska.....	1933-35

Holdman, Warrick, LB, Texas A&M	2005
Hollar, John, B, Appalachian State	1948-49
Hollingquest, Lamont, LB, USC	1993-94
Holloway, Derek, WR, Arkansas	1986
Holly, Bob, QB, Princeton	1982-83
Holman, Walter, RB, West Virginia State	1987
Holman, Willie, DE, South Carolina State	1973
Holmer, Walt, B, Northwestern	1833
Holsey, Bernard, DL, Duke	2003
Horner, Sam, B, VMI	1960-61
Horstmann, Roy, FB, Purdue	1933
Horton, Eihan, TE, North Carolina	1994
Hostetter, Jeff, QB, West Virginia	1997
Houghton, Jerry, T, Washington State	1950
Houston, Ken, S, Prairie View	1973-80
Houston, Walt, G, Purdue	1955
Hover, Don, LB, Washington State	1978-79
Howard, Desmond, WR, Michigan	1992-94
Howell, Dixie, B, Alabama	1937
Hudson, Bob, G, Clemson	1959
Huff, Ken, G, North Carolina	1983-85
Huff, Sam, LB, West Virginia	1964-67, 1969
Hughley, George, FB, Central Oklahoma State	1985
Hull, Mike, RB, USC	1971-74
Humphries, Stan, QB, NE Louisiana	1989-91
Huntington, Greg, C, Penn State	1993
Hunter, Bill, DB, Syracuse	1965
Hurley, George, G, Washington State	1932-33
Husak, Todd, QB, Stanford	2000
Husted, Michael, K, Virginia	2000
Hutson, Tony, G, NE Oklahoma	2000
Hyatt, Fred, WR, Auburn	1973

I

Imhof, Martin, DE, San Diego State	1974
Infrieri, Mame, G, Loyola, Md.	1933-34
Irwin, Don, FB, Colgate	1936-39
Izo, George, QB, Notre Dame	1961-64

J

Jackson, Benard, DL, Tennessee	2002
Jackson, Charles, S, Texas Tech	1987
Jackson, Ladainis, DE, Oregon State	2002-03
Jackson, Leroy, RB, Western Illinois	1962-63
Jackson, Steve, LB, Texas-Arlington	1966-67
Jackson, Trenton, WR, Illinois	1967
Jackson, Wilbur, FB, Alabama	1980-82
Jacobs, Jack, QB, Oklahoma	1946
Jacobs, Taylor, WR, Florida	2003-05
Jacoby, Joe, TG, Louisville	1981-93
Jaffurs, John, G, Penn State	1946
Jagielski, Harry, T, Indiana	1956
James, Dick, RB, Oregon	1956-63
Janowicz, Vic, B, Ohio State	1954-55
Jansen, Jon, T, Michigan	1999-05
Jaqua, Jon, S, Lewis & Clark	1970-72
Jarrett, Craig, P, Michigan State	2002
Jefferson, Roy, WR, Utah	1971-76
Jencks, Bob, K/E, Miami (OH)	1965
Jenkins, Jacque, FB, Vanderbilt	1943, 1946
Jenkins, James, TE, Rutgers	1991-00
Jenkins, Ken, RB, Bucknell	1985-86
Jessie, Tim, RB, Auburn	1987
Jimoh, Ade, DB, Utah State	2003-05
Johnson, AJ, SW Texas State	1989-94
Johnson, Andre, T, Penn State	1996
Johnson, Billy, WR, Widener	1988
Johnson, Brad, QB, Minnesota	1999-2000
Johnson, Bryan, FB, Boise State	2000-03
Johnson, Dennis, DT, Delaware	1974-77
Johnson, Jimmie, TE, Howard	1989-91
Johnson (Howard), Joe, WR, Notre Dame	1989-91
Johnson, Larry, C, Haskell Indian	1933-35, 1944

Johnson, Mitch, T, UCLA	1966-68, 1972
Johnson, Patrick, WR, Oregon	2003
Johnson, Randy, QB, Texas A&I	1975-76
Johnson, Richard, WR, Colorado	1987
Johnson, Rob, QB, USC	2003
Johnson, Robert, TE, Auburn	2005
Johnson, Sidney, CB, California	1990-92
Johnson, Tim, DT, Penn State	1990-95
Johnson, Tré, T, Temple	1994-00, 02
Johnston, Jim, B, Washington	1939-40
Jones, Aki, DL, Fordham	2005
Jones, Anthony, TE, Wichita State	1984-88
Jones, Chuck, E, George Washington	1955
Jones, David, C, Texas	1987
Jones, Deacon, DE, Mississippi Vocational	1974
Jones, Greg, LB, Colorado	1997-00
Jones, Harvey, B, Baylor	1947
Jones, Jimmie, DE, Wichita State	1971-73
Jones, Joe, DE, Tennessee State	1979-80
Jones, Kenyatta, OL, South Florida	2003-04
Jones, Larry, WR, NE Missouri State	1974-77
Jones, Larry, FB, Miami	1995
Jones, Melvin, G, Houston	1981
Jones, Robert, LB, East Carolina	2001
Jones, Rod, OL, Kansas (Jr)	2002
Jones, Stan, DT, Maryland	1966
Jordan, Curtis, FS, Texas Tech	1981-86
Jordan, Jeff, RB, Washington	1971-72
Joseph, Ricot, DB, Central Florida	2002
Junker, Steve, E, Xavier	1961-62
Junkin, Trey, LB, Louisiana Tech	1984
Jurgensen, Sonny, QB, Duke	1964-74
Justice, Charlie, RB, North Carolina	1950, 1952-54
Justice, Ed, B, Gonzaga	1936-42
Juzwik, Steve, B, Notre Dame	1942

K

Kahn, Ed, G, North Carolina	1935-37
Kalanivuvaku, Alai, G, Oregon State	1994
Kalu, Ndukwe, DE, Rice	1998-00
Kamp, Jim, T, Oklahoma City	1933
Kammerer, Carl, DE, Pacific	1963-69
Kane, Rick, RB, San Jose State	1984
Kantor, Joe, RB, Notre Dame	1966
Karamatic, George, B, Gonzaga	1938
Karas, Emil, E, Dayton	1959
Karcher, Jim, G, Ohio State	1936-39
Karras, Lou, T, Purdue	1950-51
Karras, Ted, DT, Northwestern	1987
Katishen, Mike, T, Southern Mississippi	1948-49
Kaufman, Mel, LB, Cal Poly SLO	1961-68
Kawal, Ed, C, Illinois	1937
Kealing, Chris, LB, Maine	1985
Keenan, Jack, T, South Carolina	1944-45
Kehr, Rick, G, Carthage	1987-88
Kelley, Gordon, LB, Georgia	1962-63
Kelly, John, T, Florida A&M	1966-67
Kenneally, Gus, E, St. Bonaventure	1932
Kerr, Jim, DB, Penn State	1961-82
Khayat, Bob, K, Mississippi	1960, 1962-63
Khayat, Ed, DT, Tulane	1957, 1962-63
Kick, Jim, RB, Wyoming	1977
Killings, Cedric, DL, Carson-Newman	2005
Kilmer, Bill, QB, UCLA	1971-78
Kimball, Bruce, G, Massachusetts	1983-84
Kimble, Garry, CB, Sam Houston State	1987
Kimmel, J.D., T, Houston	1955-56
Kimmel, John, LB, Colgate	1987
Kimmin, Ola, K, Texas El Paso (5 games 04)	2004
Kincaid, Jim, B, South Carolina	1954
Kinney, Kelvin, DE, Virginia State	1997-98
Kirk, Randy, LB, San Diego State	1990
Kitts, Jim, FB, Ferrum	1998
Knight, Curt, K, Coast Guard	1969-73

Koch, Markus, DE, Boise State	1986-91
Koniszewski, John, T, Geo. Wash.	1945-46, 1948
Kopay, Dave, RB, Washington	1969-70
Kovatch, John, E, Notre Dame	1942-46
Kozlowski, Brian, TE, Connecticut	2004-05
Krakoski, Joe, B, Illinois	1961
Krakoski, Joe, LB, Washington	1986
Krause, Max, FB, Gonzaga	1937-40
Krause, Paul, DB, Iowa	1964-67
Krause, Red, C, St. Louis	1938
Kresky, Joe (Mink), G, Wisconsin	1932
Kreuger, Al, RB, USC	1941-42
Krouse, Ray, T, Maryland	1960
Kruczek, Mike, QB, Boston College	1980
Kubin, Larry, RB, Penn State	1982-84
Kuchta, Frank, C, Notre Dame	1959
Kuehl, Ryan, DT, Virginia	1996-97
Kupp, Jake, G, Washington	1966
Kuziel, Bob, G, Pittsburgh	1975-80

L

Laaveg, Paul, G, Iowa	1970-75
Lachey, Jim, T, Ohio State	1988-95
Lane, Skip, S, Mississippi	1987
Lang, Kenard, DE, Miami	1997-01
Lapka, Ted, E, St. Ambrose	1943-44, 1946
LaPresta, Benny, B, St. Louis	1933
Larson, Bill, TE, Colorado State	1977
Larson, Pete, RB, Cornell	1967-68
Lasse, Dick, LB, Syracuse	1960-61
Lathrop, Kit, DT, Arizona State	1987
Lastler, Donald, T, Tennessee State	1982-83
Laufenberg, Babe, CB, Indiana	1983-85
Lavender, Joe, CB, San Diego State	1976-82
Law, Dennis, WR, East Tennessee State	1979
Lawrence, Don, T, Notre Dame	1959-61
LeBaron, Eddie, QB, Pacific	1952-53, 1955-59
Leeuwenburg, Jay, G, Colorado	2000
Lemek, Ray, T, Notre Dame	1957-61
Lennan, Reid, G, No College	1945
Leon, Tony, G, Alabama	1943
Lewis, Dan, RB, Wisconsin	1965
Lewis, Ron, G, Washington State	1995
Leverette, Otis, DE, UAB	2001-02
Liebenstein, Todd, DE, UNLV	1982-85
Lipscomb, Paul, T, Tennessee	1950-54
Livingston, Howie, B, Fullerton JC.	1948-50
Lockett, J.W., B, Central Oklahoma State	1964
Lockett, Kevin, WR, Kansas State	2001-02
Logan, Marc, FB, Kentucky	1995-97
Lohmiller, Chip, K, Minnesota	1988-94
Lolaitai, Al, G, Weber State	1945
Long, Bob, WR, Wichita State	1969
Lookabaugh, John, E, Maryland	1946-47
Looney, Joe Don, RB, Oklahoma	1966-67
Lorch, Karl, DT, USC	1976-81
Lott, Andre, DB, Tennessee	2002-04
Love, John, WR, North Texas State	1967
Lovernie, David, OL, San Jose State	2002
Lowe, Gary, B, Michigan State	1956-57
Lowry, Quentin, LB, Youngstown State	1981-83
Luce, Lew, B, Penn State	1961
Lynch, Dick, B, Notre Dame	1958
Lyle, Keith, S, Virginia	2001

M

MacAfee, Ken, E, Alabama	1959
Macioszczyk, Art, FB, Western Michigan	1948
MacMurdo, Jim, T, Pittsburgh	1932-33
Madarik, Elmer, B, Detroit	1948
Malinchak, Bill, WR, Indiana	1970-74, 1976
Malone, Benny, RB, Arizona State	1978-79
Malone, Charley, E, Texas A&M	1934-40, 1942

Mandeville, Chris, DB, Cal-Davis	1989
Manley, Dexter, DE, Oklahoma State	1981-89
Mann, Charles, DE, Nevada-Reno	1983-93
Manton, Tillie, FB, TCU	1938
Manusky, Greg, LB, Colgate	1988-90
Marciniak, Ron, C, Kansas State	1955
Marcus, Pete, E, Kentucky	1944
Marshall, Lemar, LB, Michigan St.	2002-05
Marshall, Leonard, DT, LSU	1994
Marshall, Rich, T, Stephen F. Austin	1966
Marshall, Wilber, LB, Florida	1988-92
Marlin, Aaron, DB, North Carolina College	1968
Marlin, Jamie, QB, Weber State	1997
Marlin, Jim, K, Notre Dame	1964
Marlin, Steve, DE, Jackson State	1987
Mason, Eddie, LB, North Carolina	1999-02
Mason, Tommy, RB, Tulane	1971-72
Masterson, Bob, E, Miami	1938-43
Maston, Le'Shai, FB, Baylor	1998
Matich, Trevor, C, BYU	1994-96
Mathews, Shane, CB, Florida	2002
Matsson, Riley, T, Oregon	1961-64
Mauli, Rich, WR, Penn State	1984
May, Mark, T, Pittsburgh	1981-89
Mayhew, Martin, CB, Florida State	1989-92
Mays, Alvoid, CB, West Virginia	1990-94
Mays, Damon, WR, Missouri	1996
Mazurek, Fred, B, Pittsburgh	1965-66
McCabe, Dick, B, Pittsburgh	1959
McCants, Damerien, WR, Delaware St.	2002-04
McChesney, Bob, E, UCLA	1936-42
McClellion, Central, CB, Ohio State	2001
McCrary, Greg, TE, Clark	1978, 1981
McCune, Robert, LB, Louisville	2005
McCullough, Sultan, RB, USC	2003
McDaniel, John, WR, Lincoln	1978-80
McDaniel, Le'Chavis, CB, Cal Poly SLO	1981-82
McDole, Ron, DE, Nebraska	1971-78
McDonald, Ray, RB, Idaho	1967-68
McEwen, Craig, TE, Utah	1987-88
McGee, Tim, WR, Tennessee	1993
McGee, Tony, DE, Bishop (TX)	1982-84
McGrath, Mark, WR, Montana State	1983-85
McGriff, Curtis, DT, Alabama	1987
McKee, Paul, E, Syracuse	1947-48
McKeever, Marlin, LB, USC	1968-70
McKenzie, Raleigh, G, Tennessee	1985-94
McKinney, Zion, WR, South Carolina	1980
McLinton, Harold, LB, Southern	1969-78
McMillan, Mark, CB, Alabama	1999
McNeil, Clifton, WR, Grambling	1971-72
McNeil, Nick, LB, Western Carolina	2005
McPhail, Hal, FB, Xavier	1934-35
McQuaid, Dan, T, UNLV	1985-87
McQuilken, Kim, QB, Lehigh	1978-80
McRae, Stan, E, Michigan State	1946
Meade, Jim, B, Maryland	1938-40
Meads, Johnny, LB, Nicholls State	1992
Meadows, Ed, DB, Duke	1959
Melinger, Steve, E, Kentucky	1956-57
Mendenhall, Mat, DE, BYU	1981-82
Merkie, Ed, G, Oklahoma A&M	1944
Merrein, Chuck, RB, Yale	1969
Melcalf, Terry, RB, San Diego State	1981
Michaels, Ed, G, Villanova	1937
Micka, Mike, FB, Colgate	1944
Mickles, Joe, RB, Mississippi	1989
Middleton, Ron, TE, Auburn	1988, 1990-93
Millen, Matt, LB, Penn State	1991
Miller, Allen, LB, Ohio	1962-63
Miller, Clark, DE, Utah State	1969
Miller, Dan, K, Florida	1982
Miller, Fred, T, Pacific	1955
Miller, John, T, Boston College	1956, 1958-59
Miller, Tom, B, Hampden-Sydney	1945

Miller, Wayne, E, Notre Dame	1936-41, 1945
Mills, Lamar, DT, Indiana	1994
Milot, Rich, LB, Penn State	1979-87
Milstead, Rod, G, Delaware State	1998-99
Mims, Chris, DT, Tennessee	1997
Mingo, Gene, K, No College	1967
Mitchell, Bobby, FL, Illinois	1962-68
Mitchell, Brian, RB, SW Louisiana	1990-99
Mitchell, Kevin, LB, Syracuse	2000-03
Mitchell, Michael, CB, Howard Payne	1987
Modelzewski, Dick, DT, Maryland	1953-54
Mojasjenko, Ralf, P, Michigan State	1989-90
Molinaro, Jim, OL, Notre Dame	2004-05
Momson, Tony, G, Michigan	1952
Monachino, Jim, B, California	1955
Monaco, Ray, G, Holy Cross	1944
Monasco, Don, B, Texas	1954
Monk, Art, WR, Syracuse	1980-93
Mont, Tommy, QB, Maryland	1947-49
Moore, Chuck, G, Arkansas	1962
Moore, Darryl, G, UTEP	1992-93
Moore, Jeff, RB, Jackson State	1984
Moore, Larry, C, BYU	2002-03
Moore, Michael, G, Troy State	2000
Moore, Wilbur, B, Minnesota	1939-46
Moran, Jim, G, Holy Cross	1935-36
Morgan, Bob, DT, Maryland	1954
Morgan, Boyd, S, USC	1939-40
Morgan, Mike, LB, LSU	1968
Morley, Sam, E, Stanford	1954
Morris, Jamie, RB, Michigan	1988-89
Morrison, Darryl, S, Arizona	1993-96
Morrison, Tim, CB, North Carolina	1986-87
Mortensen, Fred, OB, Arizona State	1979
Morton, Chad, RB, USC	2003-04
Morton, Christian, DB, Illinois	2005
Morton, Michael, RB, UNLV	1985
Moseley, Mark, K, Stephen F. Austin	1974-86
Moss, Eddie, RB, SE Missouri State	1977
Moss, Joe, T, Maryland	1952
Moss, Santana, WR, Miami	2005
Muhammad, Calvin, WR, Texas Southern	1984-85
Mul-Kerby, Herb, RB, No College	1972-74
Murphy, Mark, S, Colgate	1977-84
Murray, Eddie, K, Tulane	1995
Murray, Eddie, K, Tulane	1995, 2000
Murrell, Adrian, RB, West Virginia	2000
Musgrove, Spain, DT, Utah State	1967-69
Musick, Jim, FB, USC	1932-33, 1935-36
Myslinski, Tom, G, Tennessee	1992

N

Natowich, Andy, B, Holy Cross	1944
Ndukwe, Ikechuku, OL, Northwestern	2005
Nelms, Mike, KR, Baylor	1980-84
Nelson, Ralph, RB, No College	1975
Niemi, Laurie, T, Washington State	1949-53
Nichols, Gerald, DT, Florida State	1993
Ninowski, Jim, QB, Michigan State	1967-68
Nisby, John, G, Pacific	1962-64
Nix, Doyle, B, SMU	1958-59
Nobile, Leo, G, Penn State	1947
Noble, Brandon, DL, Penn State (IR 2005)	2003-05
Noble, James, WR, Stephen F. Austin	1986
Nock, George, RB, Morgan State	1972
Noga, Al, DE, Hawaii	1993
Norman, Jim, T, No College	1955
Norris, Hal, B, California	1955-56
North, Jim T, Central Washington	1944
Norton, Jim, T, Washington	1969
Nott, Doug, B, Detroit	1935
Nottage, Dexter, DE, Florida A&M	1994-96
Nugent, Dan, G, Auburn	1976-78, 1980
Nussbaumer, Bob, E, Michigan	1947-48

O

O'Brien, Fran, T, Michigan State	1960-66
O'Brien, Gail, T, Nebraska	1934-36
O'Dell, Stu, LB, Indiana	1974-76
Onaite, Ileanyi, S, USC	2001-03
Ogryn, Pat, DT, Wyoming	1981-82
Oliphant, Mike, RB, Puget Sound	1988
Oliver, Muhammad, CB, Oregon	1995
Olkewicz, Neal, LB, Maryland	1979-89
Olsson, Les, G, Mercer	1934-38
Olzewski, John, B, California	1958-60
Orr, Terry, TE, Texas	1986-92
Osborne, Tom, WR, Hastings (NE)	1960-61
Ostrowski, Chet, E, Notre Dame	1954-59
Owen, Tom, QB, Wichita State	1982
Owens, Brig, DB, Cincinnati	1966-77
Owens, Don, T, Southern Mississippi	1957
Owens, Rich, DE, Lehigh	1995-97

P

Paine, Jeff, LB, San Jose State	1996
Paluck, John, DE, Pittsburgh	1956, 1959-65
Palmer, Sterling, DE, Florida State	1993-96
Papit, John, B, Virginia	1951-53
Pardee, Jack, LB, Texas A&M	1971-72
Parks, Mickey, C, Oklahoma	1938-40
Parrish, Lemar, CB, Lincoln	1978-81
Pasqua, Joe, T, SMU	1943
Patemoster, Angelo, G, Georgetown	1943
Patten, David, WR, Western Carolina	2005
Patterson, Dimitri, DB, Tuskegee	2005
Patton, Joe, T, Alabama A&M	1994-96
Patton, Marcus, LB, UCLA	1995-98
Paul, Tito, CB, Ohio State	1999
Pebbles, Jim, E, Vanderbilt	1946-49, 1951
Peete, Rodney, QB, USC	1999
Pelifer, Dan, C, Southeast Missouri State	1980
Pellegrini, Bob, LB, Maryland	1962-65
Pepper, Gene, G, Missouri	1950-53
Pergine, John, LB, Notre Dame	1973-75
Perrin, Lonnie, RB, Illinois	1979
Peters, Floyd, T, San Francisco State	1970
Peters, Tony, S, Oklahoma	1979-82, 1984-85
Peters, Volney, T, USC	1954-57
Peterson, Nelson, RB, West Virginia Wesleyan	1937
Petty, Phil, G, Missouri	1987
Pettibon, Richie, S, Tulane	1971-72
Phillips, Joe, WR, Kentucky	1986-87
Plasecky, Al, E, Duke	1943-45
Pierce, Antonio, LB, Arizona	2001-04
Pierce, Dan, RB, Memphis State	1970
Pinckert, Ermy, FB, USC	1932-40
Planulis, Jerry, B, Michigan State	1956
Podoley, Jim, RB, Central Michigan	1957-60
Poillon, Dick, B, Canisius	1942, 1946-49
Polsfoot, Fran, E, Washington State	1953
Ponds, Antwaune, LB, Syracuse	1998
Portis, Clinton, RB, Miami	2004-05
Pottios, Myron, LB, Notre Dame	1971-73
Pounds, Darryl, CB, Nicholls State	1935-99
Pourdanish, Shar, T, Nevada	1996-98
Powell, Carl, DL, Louisville	2002
Presley, Leo, C, Oklahoma	1945
Prestel, Jim, T, Idaho	1966-67
Prisleau, Pierson, S, Virginia Tech	2005
Promuto, Vince, G, Holy Cross	1960-70

Q

Query, Jeff, WR, Millikin	1995
Quinlan, Bill, DE, Michigan State	1965
Quirk, Ed, B, Missouri	1948-51

R

Raab, Marc, C, USC	1993
Raba, Bob, TE, Maryland	1981
Rabach, Casey, OL, Wisconsin	2005
Rae, Mike, QB, USC	1981
Ramsey, Knox, G, William & Mary	1952-53
Ramsey, Patrick, QB, Tulane	2002-05
Rasby, Walter, TE, Wake Forest	2001, 2004
Raymer, Cory, C, Wisconsin	1995-01, 2004-05
Reaves, Willard, RB, Northern Arizona	1989
Rector, Ron, B, Northwestern	1966
Reed, Alvin, TE, Prairie View	1973-75
Reed, Andre, WR, Kutztown (PA)	2000
Reed, Bob, G, Tennessee State	1965
Reem, Matt, T, Minnesota	1996
Reger, John, LB, Pittsburgh	1964-66
Renfro, Will, T, Memphis State	1957-59
Reynolds, Mack, QB, LSU	1960
Ribar, Frank, G, Duke	1943
Ricca, Jim, C, Georgetown	1951-54
Richard, Stanley, S, Texas	1925-98
Richardson, Grady, TE, Cal St. Fullerton	1979-80
Richardson, Huey, LB, Florida	1992
Richter, Pat, WR, Wisconsin	1963-70
Riggins, John, RB, Kansas	1976-79, 1981-85
Riggs, Gerald, RB, Arizona State	1989-91
Riggs, Jim, TE, Clemson	1993
Riley, Jack, T, Northwestern	1933
Roberts, Jack, B, Georgia	1932
Roberts, Walter, WR, San Jose State	1969-70
Robinson, Dave, LB, Penn State	1973-74
Robinson, Lybrant, DE, Delaware State	1989
Robinson, Tony, CB, Tennessee	1987
Roby, Reggie, P, Iowa	1993-94
Rock, Waller, T, Maryland	1968-73
Rocker, Tracy, DT, Auburn	1989-90
Roehnel, Bill, LB, Bradley	1960
Rogers, Carlos, CB, Auburn	2005
Rogers, George, RB, South Carolina	1965-87
Rosato, Sal, B, Villanova	1945-47
Rose, Carlton, LB, Michigan	1987
Rosenfels, Sage, QB, Iowa State	2001
Rosso, George, B, Ohio State	1954
Roussel, Tom, LB, Southern Mississippi	1968-70
Roussos, Mike, T, Pittsburgh	1948-49
Rowe, Ray, TE, San Diego State	1992
Royal, Robert, TE, LSU	2002-05
Rubbert, Ed, QB, Louisville	1987
Rucker, Keith, DT, Ohio Wesleyan	1997
Runnels, Tom, RB, North Texas State	1956-57
Rush, Tyrone, RB, North Alabama	1994
Russell, Bo, T, Auburn	1939-40
Russell, Cliff, WR, Utah	2002-03
Russell, Darrell, DT, USC	2003
Russell, Twan, LB, Miami	1997-99
Rutgers, Joe, DT, Illinois	1961-69
Ruthstrom, Ralph, B, SMU	1947
Rutledge, Jeff, QB, Alabama	1990-92
Ryan, Frank, QB, Rice	1969-70
Ryczek, Dan, C, Virginia	1973-75
Rykovich, Jules, B, Illinois	1952-53
Rymkus, Lou, T, Notre Dame	1943
Rypien, Mark, QB, Washington State	1987-93
Rzempoluch, Ted, DB, Virginia	1963

S

Saenz, Eddie, RB, USC	1946-51
Sagnella, Anthony, DT, Rutgers	1987
Salave'a, Joe, DL, Arizona	2004-05
Salem, Ed, B, Alabama	1951
Salter, Bryant, S, Pittsburgh	1974-75
Sample, Johnny, DB, Maryland State	1963-65
Samuels, Chris, T, Alabama	2000-05

Sanchez, John, T, San Francisco	1947-49
Sanders, Chris, TE, Texas A&M	1997
Sanders, Deion, CB, Florida State	2000
Sanders, Lonnie, DB, Michigan State	1963-67
Sanders, Ricky, WR, SW Texas State	1986-93
Sandifer, Dan, DB, LSU	1948-49
Sanford, Haywood, E, Alabama	1940
Sarboe, Phil, DB, Washington State	1934
Sardisco, Tony, G, Tulane	1956
Sasa, Don, DT, Washington State	1997
Saul, Ron, G, Michigan State	1976-81
Savage, Sebastian, CB, North Carolina State	1995
Sawyer, John, TE, Southern Mississippi	1983
Scafile, John, T, Tulane	1933
Scanlan, Jerry, T, Hawaii	1980-81
Scarbach, Jack, QB, Maryland	1953-54
Schick, Doyle, LB, Kansas	1961
Schilling, Ralph, E, Oklahoma City	1946
Schlereth, Mark, G, Idaho	1989-94
Schmidt, Kermit (Dutch), E, Cal Poly-Pomona	1932
Schoenke, Ray, G, SMU	1966-75
Schrader, Jim, C, Notre Dame	1954, 1956-61
Schroeder, Jay, QB, UCLA	1984-88
Scissum, Willard, G, Alabama	1987
Scott, Greg, DE, Hampton	2002
Scott, Jake, S, Georgia	1976-78
Scotti, Ben, DB, Maryland	1959-61
Scudero, Joe, B, San Francisco	1954-58
Scully, Mike, C, Illinois	1988
Seals, George, G, Missouri	1964
Seay, Virgil, WR, Troy State	1961-64
Sebek, Nick, B, Indiana	1950
Sedonie, Chris, C, Purdue	1996
Seedborg, John, E, Arizona State	1965
Sellers, Mike, TE, Walla Walla	1999-00, 2004-05
Seno, Frank, B, George Washington	1943-44, 1949
Senwanga, Kato, CB, California	2001-2002
Settles, Tony, LB, Elon	1987
Severson, Jeff, DB, Long Beach State	1972
Seymour, Bob, B, Oklahoma	1940-45
Shade, Sam, S, Alabama	1999-02
Sharp, Everett, T, California Tech	1944-45
Shedd, Kenny, WR, Northern Iowa	2000
Shepard, Derrick, WR, Oklahoma	1987-88
Shepherd, Bill, FB, Western Maryland	1935
Shepherd, Leslie, WR, Temple	1994-98
Shiner, Dick, QB, Maryland	1964-66
Shoener, Herb, E, Iowa	1948-49
Shorter, Jim, DB, Detroit	1964-67
Shugart, Clyde, G, Iowa State	1939-43
Shula, Don, DB, John Carroll	1957
Shuler, Heath, QB, Tennessee	1994-96
Siano, Tony, C, Fordham	1932
Siegert, Herb, G, Illinois	1949-51
Siemering, Larry, C, San Francisco	1935-36
Siever, Paul, T, Penn State	1992-93
Simmons, Ed, T, Eastern Washington	1987-97
Simmons, Roy, G, Georgia Tech	1983
Simmons, Terrance, OL, Alabama State	2001
Simon, John, RB, Louisiana Tech	2003
Sims, Keith, G, Iowa State	1997-00
Sinko, Steve, T, Duquesne	1934-36
Sistrunk, Manny, DT, Arkansas AM&N	1970-75
Skaggs, Justin, WR, Evangel	2002
Slivinski, Steve, G, Washington	1939-43
Smith, Ben, E, Alabama	1937
Smith, Bruce, DE, Virginia Tech	2000-03
Smith, Cedric, FB, Florida	1994-95
Smith, Clifton, LB, Syracuse	2003
Smith, Derek M., LB, Arizona State	1997-00
Smith, Dick, DB, Northwestern	1967-68
Smith, Ed, FB, NYU	1936
Smith, George, C, California	1937, 1941-43
Smith, Hugh, E, Kansas	1962
Smith, Jack, E, Stanford	1943

Smith, Jerry, TE, Arizona State.....	1965-77
Smith, Jim, DB, Oregon.....	1968
Smith, Jimmy, RB, Elon.....	1984
Smith, John, WR, North Texas State.....	1978
Smith, Larry, RB, Florida.....	1974
Smith, Paul, DE, New Mexico.....	1979-80
Smith, Ricky, CB, Alabama State.....	1984
Smith, Riley, QB, Alabama.....	1936-38
Smith, Timmy, RB, Texas Tech.....	1987-88
Smith, Vernice, G, Florida A&M.....	1993-95
Smoot, Fred, CB, Mississippi State.....	2001-04
Snead, Norm, QB, Wake Forest.....	1961-63
Sneddon, Bob, B, St. Mary's (CA).....	1944
Snidow, Ron, DE, Oregon.....	1963-67
Snipes, Angelo, LB, West Georgia.....	1986
Snowden, Jim, T, Notre Dame.....	1965-72
Sobolenski, Joe, G, Michigan.....	1949
Sommer, Mike, B, Geo. Wash.....	1958-59, 1961
Sommers, John, C, UCLA.....	1947
Spaniel, Frank, B, Notre Dame.....	1950
Sparks, Dave, G, South Carolina.....	1954
Sporinda, John, E, St. Anselm's.....	1939
Springs, Shawn, CB, Ohio State.....	2004-05
Stacco, Ed, T, Colgate.....	1948
Stai, Brenden, G, Nebraska.....	2002
Stallings, Don, E, North Carolina.....	1960
Stanfel, Dick, G, San Francisco.....	1956-58
Stanley, Walter, WR, Mesa (CO).....	1990
Starke, George, T, Columbia.....	1973-84
Stasica, Leo, B, Colorado.....	1943
Staton, Jim, T, Wake Forest.....	1951
Steber, John, G, Georgia Tech.....	1946-50
Steffen, Jim, DB, UCLA.....	1961-65
Stenn, Paul, T, Villanova.....	1946
Stensrud, Mike, DT, Iowa State.....	1989
Stephens, Lenoard, TE, Howard.....	2002
Stephens, Louis, G, San Francisco.....	1955-60
Stephens, Rod, LB, Georgia Tech.....	1995-96
Steponovich, Mike, G, St. Mary's.....	1933
Stevens, Matt, S, Appalachian State.....	1998-00
Stief, Dave, WR, Portland State.....	1983
Stits, Bill, DB, UCLA.....	1959
Stock, Mark, WR, VMI.....	1993
Stokes, Fred, DE, Georgia Southern.....	1989-92
Stokes, Tim, T, Oregon.....	1975-77
Stone, Ken, S, Vanderbilt.....	1973-75
Stout, Pete, B, TCU.....	1949-50
Stoutmeier, Omar, S, Fresno State.....	2005
Stovall, Dick, C, Abilene Christian.....	1949
Stowe, Tyronne, LB, Rutgers.....	1994
Stralka, Clem, G, Georgetown.....	1938-42, 1945-46
Strickland, Fred, LB, Purdue.....	1999
Stuart, Jim, T, Oregon.....	1938
Stubbsfield, Dana, DT, Kansas.....	1998-00
Sturt, Fred, G, Bowling Green.....	1974
Stynchala, Andy, DT, Penn State.....	1960-63
Sulstjed, Alex, B, Miami (OH).....	2002
Suminski, Dave, G, Wisconsin.....	1953
Sutton, Ed, B, North Carolina.....	1957-59
Sutton, Eric, CB, San Diego State.....	1996
Sweeney, Walt, G, Syracuse.....	1974-75
Sykes, Bob, B, San Jose State.....	1952
Symonette, Josh, S, Tennessee Tech.....	2000
Szafaryn, Len, T, North Carolina.....	1949
Szott, Dave, OL, Penn State.....	2001

T

Talbert, Diron, DT, Texas.....	1971-80
Tamm, Ralph, T, West Chester.....	1991
Tanner, Barron, DT, Oklahoma.....	1999
Taylor, Charley, WR, Arizona State.....	1964-77
Taylor, Hugh (Bones), E, Oklahoma City.....	1947-54
Taylor, Keith, S, Illinois.....	1994-96

Taylor, Mike, T, USC.....	1971
Taylor, Roosevelt, DB, Grambling.....	1972
Taylor, Sean, S, Miami.....	2004-05
Temple, Mark, B, Oregon.....	1936
Tereshinski, Joe, E, Georgia.....	1947-54
Terrell, Daryl, OL, Southern Miss.....	2003
Terrell, David, CB, Texas - El Paso.....	2000-03
Theismann, Joe, QB, Notre Dame.....	1974-85
Theofiledes, Harry, QB, Waynesburg.....	1968
Thibodeaux, Keith, CB, NW Louisiana.....	1997
Thielemann, R.C., G, Arkansas.....	1985-88
Thomas, Chris, WR, C. Poly San Luis Obispo.....	1997-99
Thomas, Duane, RB, West Texas State.....	1973-74
Thomas, George, B, Oklahoma.....	1950-51
Thomas, Johnny, CB, Baylor.....	1988-90, 92-94
Thomas, Mike, RB, UNLV.....	1975-78
Thomas, Ralph, E, San Francisco.....	1955-56
Thomas, Randy, OL, Mississippi State.....	2003-05
Thomas, Spencer, S, Washburn.....	1975
Thompson, Dennis, WR, Baylor.....	1999-02
Thompson, Ricky, WR, Baylor.....	1978-81
Thompson, Steve, DT, Minnesota.....	1987
Thrash, James, WR, Missouri Southern.....	1997-00, 2004-05
Thure, Brian, T, California.....	1995
Thurlow, Steve, RB, Stanford.....	1966-68
Tice, Mike, TE, Maryland.....	1989
Tillman, Rusty, LB, Northern Arizona.....	1970-77
Tilton, Ron, G, Tulane.....	1986
Titchenal, Bob, C, San Jose State.....	1940-42
Todd, Dick, RB, Texas A&M.....	1939-42, 1945-48
Toibin, Brendan, K, Richmond.....	1987
Toneff, Bob, DT, Notre Dame.....	1959-64
Torgeson, LaVern, LB, Washington State.....	1955-57
Tosi, Flavio, E, Boston College.....	1934-36
Towns, Morris, T, Missouri.....	1984
Tracy, Tom, B, Tennessee.....	1963-64
Trotter, Jeremiah, LB, Stephen F. Austin.....	2002-03
Truitt, Dave, TE, North Carolina.....	1987
Truitt, Olanda, WR, Mississippi State.....	1994-95
Tucker, Ross, OL, Princeton.....	2001
Turvey, Dick, FB, Manhattan.....	1938
Tupa, Tom, P, Ohio State (IR 2005).....	2004-05
Turk, Dan, C, Wisconsin.....	1997-99
Turk, Matt, P, Wisconsin-Whitewater.....	1995-99
Turley, Doug, E, Scranton.....	1944-48
Turner, J.T., G, Duke.....	1984
Turner, Jay, B, George Washington.....	1938-39
Turner, Kevin, LB, Pacific.....	1981
Turner, Scott, CB, Illinois.....	1995-97
Tuthill, James, K, Cal. Poly.....	2002
Tyrer, Jim, T, Ohio State.....	1974

U

Ucovich, Mitchell, T, San Jose State.....	1944
Uhlenhake, Jeff, C, Ohio State.....	1996-97
Uliniski, Harry, C, Kentucky.....	1950-51, 1953-56
Ungerer, Joe, T, Fordham.....	1944-45
Upshaw, Regan, DE, California.....	2003

V

Vector, Ted, DB, Nebraska.....	1969-74
Vanderbeek, Matt, LB, Michigan State.....	1995-96
Varty, Mike, LB, Northwestern.....	1974
Vaughn, Clarence, S, Northern Illinois.....	1987-91
Venuto, Sam, B, Guilford.....	1952
Verdin, Clarence, WR, SW Louisiana.....	1986-87
Vereb, Ed, RB, Maryland.....	1960
Vickers, Kipp, T, Miami.....	1999, 2002
Vital, Lionel, RB, Nicholls State.....	1987
Voytek, Ed, G, Purdue.....	1957-58

W

Waddy, Ray, CB, Texas A&I.....	1979-80
Wade, Bob, DB, Morgan State.....	1969
Ward, David (Nubbin), E, Haskell Indian.....	1933
Ware, Kevin, TE, Washington.....	2003
Waechler, Henry, DT, Nebraska.....	1987
Wahler, Jim, DT, UCLA.....	1992-93
Walker, Brian, S, Washington State.....	1996-97
Walker, Marquis, CB, SE Missouri State.....	1996
Walker, Rick, TE, UCLA.....	1980-85
Walters, Tom, DB, Southern Mississippi.....	1964-67
Walton, Alvin, S, Kansas.....	1966-91
Walton, Frank, G, Pittsburgh.....	1944-45
Walton, Joe, E, Pittsburgh.....	1957-60
Watters, Dale (Muddy), T, Florida.....	1932-33
Ward, Bill, G, Washington State.....	1946-47
Warner, Ron, DE, Kansas.....	2003-04
Warren, Don, TE, San Diego State.....	1979-92
Washington, Anthony, CB, Fresno State.....	1983-84
Washington, Fred, T, North Texas State.....	1968
Washington, James, S, UCLA.....	1995
Washington, Joe, RB, Oklahoma.....	1981-84
Washington, Marcus, LB, Auburn.....	2004-05
Washington, Micokey, CB, Texas A&M.....	1992
Watson, Jim, C, Pacific.....	1945
Watson, Kenny, RB, Penn State.....	2002
Watson, Sid, B, Northwestern.....	1958
Watts, George, T, Appalachian State.....	1942
Weatherall, Jim, T, Oklahoma.....	1958
Weaver, Charlie, LB, USC.....	1981
Weil, Jack, P, Wyoming.....	1989
Weisenbaugh, Heinie, B, Pittsburgh.....	1935-36
Welch, Herb, DB, UCLA.....	1989
Weldon, Casey, QB, Florida St.....	1999
Weldon, Larry, QB, Presbyterian.....	1944-45
Weller, Rabbit (Bub), B, Haskell Indian.....	1933
Wells, Billy, B, Michigan State.....	1954, 1956-57
Westbrook, Michael, WR, Colorado.....	1995-01
Westfall, Ed, B, Ohio Wesleyan.....	1932-33
Whisenhunt, Ken, TE, Georgia Tech.....	1990
White, Jeris, CB, Hawaii.....	1980-82
White, Manuel, HB, UCLA (JR in 2005).....	2005
Whited, Marvin, G, Oklahoma.....	1942-45
Whitfield, A.D., RB, North Texas State.....	1966-68
Whitlow, Bob, C, Arizona.....	1960-61
Wiggins, Paul, T, Oregon.....	1998
Wilbur, John, G, Stanford.....	1971-73
Wilburn, Barry, CB, Mississippi.....	1965-89
Wilde, George, B, Texas A&M.....	1947
Wilder, James, RB, Missouri.....	1990
Wilkerson, Basil, E, Oklahoma City.....	1932
Wilkin, Willie, T, St. Mary's (CA).....	1939-43
Wilkins, Roy, LB, Georgia.....	1960-61
Wilkinson, Dan, DT, Ohio State.....	1998-01
Williams, Clarence, RB, South Carolina.....	1982
Williams, Doug, QB, Grambling.....	1986-89
Williams, Eric, DT, Washington State.....	1990-93
Williams, Fred, T, Arkansas.....	1964-65
Williams, Gerard, DB, Langston.....	1976-78
Williams, Greg, FS, Mississippi State.....	1982-84
Williams, Jamel, S, Nebraska.....	1997-98

Williams, Jeff, T, Rhode Island.....	1978-80
Williams, John, B, USC.....	1952-53
Williams, Kevin, CB, Iowa State.....	1985, 1988
Williams, Marvin, TE, Fullerton State.....	1987
Williams, Michael, TE, Alabama A&M.....	1982-84
Williams, Robert, CB, Baylor.....	1993
Williams, Sid, LB, Southern.....	1967
Williamson, Ernie, T, North Carolina.....	1947
Willis, Keith, DT, Northeastern.....	1993
Willis Larry, S, Texas-El Paso.....	1973
Wilson, Bobby, DT, Michigan.....	1991-94
Wilson, Eric, LB, Maryland.....	1987
Wilson, Mark, OL, California.....	2004
Wilson, Ted, WR, Central Florida.....	1987
Wilson, Wayne, RB, Shepard.....	1987
Winans, Tydus, WR, Fresno State.....	1994-95
Winey Brandon, OT, LSU.....	2003
Windham, David, LB, Jackson State.....	1987
Wingate, Heath, C, Bowling Green.....	1967
Winslow, Doug, WR, Drake.....	1976-77
Witucki, Casimir, G, Indiana.....	1950-51, 1953-56
Wonsley, Otis, RB, Alcorn State.....	1981-85
Woodberry, Dennis, CB, S, Arkansas.....	1987-88
Woodruff, Lee, FB, Mississippi.....	1932
Woods, Tony, DE, Pittsburgh.....	1994-96
Woodward, Dick, C, Iowa.....	1952
Wooten, John, G, Colorado.....	1968
Wooten, Mike, C, VMU.....	1987
Wright, Steve, T, Alabama.....	1970
Wright, Toby, CB.....	1999
Wright, Ted, B, North Texas State.....	1934-35
Wuerffel, Danny, QB, Florida.....	2002
Wulff, Jim, B, Michigan State.....	1960-61
Wyant, Fred, QB, West Virginia.....	1956
Wyche, Sam, QB, Furman.....	1971-73
Wycheck, Frank, TE-FB, Maryland.....	1993-94
Wycoff, Doug, FB, Georgia Tech.....	1984
Wynn, Renaldo, DL, Notre Dame.....	2002-05
Wynne, William, DE, Tennessee State.....	1977
Wysocki, Pete, LB, Western Michigan.....	1975-80

Y

Yarber, Eric, WR, Idaho.....	1986-87
Yehobah-Kodia, Phil, LB, Penn State.....	1995
Yonaker, John, E, Notre Dame.....	1952
Yoel, Jim, B, Iowa.....	1946-48
Young, Bill, T, Alabama.....	1937-42, 1946
Young, Roy, T, Texas A&M.....	1938
Young, Wilburn, DE, William Penn.....	1981
Youngblood, Jim, LB, Tennessee Tech.....	1984
Yowarsky, Walt, E, Kentucky.....	1951-54

Z

Zagers, Bert, B, Michigan State.....	1955, 1957-58
Zelenka, Joe, LS, Wake Forest.....	2000
Zeller, Peppi, DE, Fort Valley State.....	2003
Zendejas, Max, K, Arizona.....	1986
Zeno, Joe, G, Holy Cross.....	1942-44
Zorich, Chris, DT, Notre Dame.....	1997
Zimmerman, Roy, B, San Jose State.....	1940-42

All-Time Numbers

0
Olsewski, John, B 1958-60

00
Bagarus, Steve, HB 1945-46

1
Roby, Reggie 1993-94
Turk, Matt, P 1995-99
Bentley, Scott, K 2000

2
Weil, Jack, P 1987
Mojsiejenko, Ralf, P 1989-90
Goodburn, Kelly, P 1990-93
Murray, Eddie, K 1995, 2000

3
Guglielmi, Ralph, QB 1955-60
Gogolak, Charlie, K 1966-68
Moseley, Mark, K 1974-86
George, Jeff, QB 2000-01

4
Bragg, Mike, P 1968-79
Atkinson, Jess, K 1986-87
Heppner, Kris, K 2000
Husted, Michael, K 2000
Barker, Bryan, P 2001-03
Hasselbeck, Tim, QB 2004
Frost, Derrick, P 2005

5
Knight, Curt, K 1969-73
Hayes, Jeff, P 1982-85
Anri, Obed 1987
Shuler, Heath, QB 1994-96
Conway, Brett, K 1998-02
Chandler, Jeff, K 2004

6
Haji-Sheikh, Ali, K 1987
Kenney, Bill, QB 1989
Akers, David, K 1998-99
Barnhardt, Tommy, P (also wore 14) 2000
Matthews, Shane, QB 2002
Kimir, Ola, K 2004

7
Theissmann, Joe, QB 1974-85

8
Holly, Bob, QB 1982-83
Lohmiller, Chip, K 1988-94
Husak, Todd, QB 2000
Garcia, Jose, K 2002
Hasselbeck, Tim, QB 2003
Brunell, Mark, QB 2004-05

9
Jurgensen, Sonny, QB 1964-74

10
Bukich, Rudy, QB 1957-58
Day, Eagle, QB (also wore 19) 1959-60
Connell, Mike, P 1980-81
Schroeder, Jay, QB 1984-85
Rugledge, Jeff, QB 1990-92
Green, Trent, QB 1995-98
Graham, Kent, QB 2001
Jarrett, Craig, K 2002
Hall, John, K 2003-05

11
Pinckert, Ernie, FB 1937-40

Hare, Cecil, FB 1941-42, 45
Fiorentino, Al, G 1943-44
Jones, Harvey, DB 1947
Wyant, Fred, QB 1956
Ninowski, Jim, QB 1967-68
McQuikken, Kim, QB 1978-80
Rypien, Mark, QB 1987-93
Weldon, Casey, QB 1999
Ramsey, Patrick, QB 2002-05

12
Britt, Eddie, FB 1937
Morgan, Boyd, HB 1939-40
Goodyear, John, HB 1942
Rymkus, Lou, T 1943
Fuller, Larry, HB 1944-45
Shoener, Herb, E. (also wore 84) 1948-49
Gilmer, Harry, QB 1948-42, 54
Ferris, Neil, DB 1951-52
Johnson, Randy, QB 1975-76
Mortensen, Fred, QB 1979
Flick, Tom, QB 1981
Laufenberg, Babe, QB (also wore 16) 1983-85
Cox, Steve, P 1985
Conklin, Cary, QB 1990-93
Fierotte, Gus, QB 1994-98
Banks, Tony, QB 2001
Hamdan, Gilbran, QB 2003

13
Justice, Ed, HB 1937-42
Johnson, Larry, C 1944
Monaco, Ray, G 1944
Ryan, Frank, QB 1969-70
Scott, Jake, S 1976-78
Jacke, Chris, K 1997
Thompson, Darrius, WR (also wore 88) 2000

14
Manton, Tillie, FB 1938
Kreuger, Al, HB 1941-42
Plasecky, Al, E 1943-45
Miller, Tom, E 1945
Farmer, Tom, HB 1947-48
Cox, Billy, B (also wore 40) 1951-52, 55
LeBaron, Eddie, QB 1952-53, 55-59
Shiner, Dick, QB 1964-66
Zendejas, Max, K 1986
Barnhardt, Tommy, P 1988
Blanchard, Cary, K 1998
Johnson, Brad, QB 1999-00
Tuthill, James, K 2002

15
Barber, Jim, T 1937-41
Watts, George, T 1942
Snaddon, Bob, HB 1944
Couppee, Al, G 1946
Hollar, John, FB 1948-49
Papit, John, B (also wore 25) 1951-53
Izo, George, QB 1961-64
Kruczek, Mike, QB 1980
Rae, Mike, QB 1981
Robinson, Tony, QB 1987
Archer, Dave, QB 1988
Coleman, Greg, P 1988
Hostetler, Jeff, QB 1997

16
Slivinski, Steve, G 1939-43
Sharp, Everett, T 1944-45
Steber, John, G 1946-50
Dorow, Al, QB 1954-56
Snead, Norm, QB 1961-63

Began, Gary, QB	1968-69
Petitbon, Richie, S	1971-72
Laugenberg, Babe, QB (also wore 12)	1983-85
Ribbert, Ed, QB	1987
Humphries, Stan, QB	1989-91
Ganon, Rich, QB	1993
Query, Jeff, WR	1995
Blanton, Scott, K	1996-98
Peete, Rodney, QB	1999

17

Edwards, Turk, T	1937-39
Davis, Fred, T	1941-42, 45
Reynolds, Mack, QB	1960
Hall, Galen, QB	1962
Theofilides, Harry, QB	1968
Kilmer, Billy, QB	1971-78
Owen, Tom, QB	1982
Hart, Jim, QB	1984
Batkowski, Steve, QB	1985
Williams, Doug, QB	1986-89
Friesz, John, QB	1994
Wuerffel, Danny, QB	2002
Campbell, Jason, QB	2005

18

Michaels, Ed, G	1937
Bartos, Hank, G	1938
Ericksen, Carl, C	1938-39
Titchenal, Bob, C	1940-42
Hayden, Ken, C	1943
Akins, Frank, FB	1943-46
Marcus, Pete, E	1944
Duckworth, Joe, E	1947
Macioszczyk, Art, B	1948
Berrang, Ed, E	1949-52
Scarbahh, Jack, QB	1953-54
Wyche, Sam, QB	1971-73

19

Malone, Charley, E	1937-40
Aguire, Joe, E	1941, 43-45
Pebbles, Jim, E	1946-49, 51
Day, Eagle, QB (also wore 10)	1959-60
Pierca, Dan, RB	1970
Shedd, Kenny, WR	2000
Tupa, Tom, P	2004-05

20

Battles, Cliff, RB	1937
Karamatic, George, HB	1938
Seymour, Bob, HB	1940-45
Sandifer, Dan, HB	1948-49
Thomas, George, B	1950-51
Rykovich, Jules, B	1952-53
Rosso, George, B	1954
Norris, Hal, B	1955-56
Nix, Doyle, HB	1958-59
Verreb, Ed, RB	1960
Freeman, Bob, HB	1962
Budd, Frank, WR	1963
Mazurek, Fred, B	1965-66
Allen, Gerry, B	1967-69
Mason, Tommy, RB	1971-72
Stone, Ken, S	1973-75
Lavender, Joe, CB	1976-82
Morton, Michael, RB	1985
Welch, Herb, DB	1989
Mays, Alvoid, CB	1990-94
Logan, Marc, FB	1995-97
Hicks, Skip, RB	1998-00
Bates, Michael, KR	2001
Morton, Chad, RB/KR	2003-04
Pripleau, Pierson, S	2005

21

Olsson, Sweda, G	1937-38
------------------	---------

Farman, Dick, G	1939-43
Walton, Frank, G	1944-45
Ward, Bill, C	1946-47
Deeks, Don, T	1947
Goode, Rob, B (also wore 39)	1949-51, 54-55
Barni, Roy, B	1955-56
Sommer, Mike, B (also wore 27)	1958
Glick, Gary, B	1959-61
Schick, Doyle, LB	1961
Carr, Jim, LB	1965-65

Mingo, Gene, K	1967
Harold, George, B	1968
Brown, Tom, DB	1969
Jones, Larry, WR	1974-77
Nelms, Mike, KR	1980-84
Jessie, Tim, RB	1987
Byner, Earnest, RB	1989-93
Boykin, Todd, CB	1994
Allen, Terry, RB	1995-98
McMillian, Mark, CB	1999
Sanders, Deion, CB	2000
Smoot, Fred, CB	2001-04
Taylor, Sean, S	2005

22

Bond, Chuck, T	1937-38
Zimmerman, Roy, HB	1940-42
Turley, Doug, E	1944-48
Dowda, Harry, B (also wore 44)	1949-53
Justice, Charlie, B	1950, 52-54
Crotty, Jim, B	1960-61
Jackson, Leroy, HB	1962-63
Lewis, Dan, RB	1965
Jackson, T.J. WR	1967
Harris, Jim, DB	1970
Taylor, Roosevelt, DB	1972
Thomas, Mike, RB	1975-78
Hardeman, Buddy, RB	1979-80
Jordan, Curtis, S (also wore 25)	1981-86
Burmeister, Danny, DB	1987
Morris, Jamie, RB	1988-89
Bowles, Todd, S (also wore 23)	1986-90, 92-93
Thomas, Johnny, CB (also wore 41)	1988-90, 92-94
Wycheck, Frank, TE (also wore 36)	1993-94
Sulton, Eric, S	1996
Williams, Jamel, S	1997-98
Murrell, Adrian, RB	2000
Serwanga, Kato, DB	2001-02
McCullough, Sultan, RB	2003
Dennis, Pat, S	2004
Rogers, Carlos, CB	2005

23

Irwin, Don, FB	1937-40
Biriem, Keith, HB	1939
Madarik, Elmer, DB	1948
Haynes, Hall, B	1950-55
Crabb, Claude, CB	1962-63
Hunter, Bill, DB	1965
Owens, Bing, DB	1966-77
Peters, Tony, SS	1979-82, 84-85
Bowles, Todd, S (also wore 22)	1986-90, 92-93
Savage, Sebastian, CB	1995
Bailey, Robert, CB	1995
Barnes, Tomur, CB	1996
Stevens, Matt, S	1998-2000
Carter, Kijana, RB	2001
Branch, Bruce, KR	2002
Jimoh, Ade, DB	2003-04
Stoutmire, Omar, S	2005

24

Turner, Jay, HB	1938-39
Livingston, Howie, HB	1948-50
Heath, Leon, B (also wore 32)	1951-53
Kincaid, Blackie, DB	1954
Podoley, Jim, HB	1957-60



Sample, Johnny, DB	1963-65
Rector, Ron, RB	1966
Larson, Pete, RB	1967-68
Wade, Bob, DB	1969
Malinchak, Bill, WR	1970-74, 76
Thomas, Spencer, S	1975
Parrish, Lemar, CB	1978-81
Washington, Joe, RB (also wore 25)	1981-84
Washington, Anthony, CB	1983-84
Bryant, Kelvin, RB	1986-88, 90
Harry, Carl, WR	1989, 92
Eilers, Pat, CB (also wore 25)	1992-94
Richard, Stanley, S	1995-98
Bailey, Champ, CB	1999-03
Springs, Shawn, CB	2004-05

25

Krause, Max, FB	1937-40
Dow, Ken, FB	1941
Pollton, Dick, B	1942, 46-69
Seno, Frank, HB	1943-44
Doolan, John, HB	1945
Brown, Hardy, B	1950
Papit, John, B (also wore 15)	1951-53
Adduci, Nick, B (also wore 44)	1954-55
Runnels, Tom, B	1956-57
Lynch, Dick, B	1958
McCabe, Dick, B	1959
Krakoski, Joe, B	1961
Atkins, Pervis, HB	1964
Whitfield, A.D., RB	1966-68
Hull, Mike, RB	1971-74
Brown, Eddie, S	1975-77
Malone, Benny, RB	1978-79
Jordan, Curtis, S (also wore 22)	1981-86
Washington, Joe, RB (also wore 24)	1981-84
Etherly, Dave, DB	1987
Oliphant, Mike, RB	1988
Dupard, Reggie, RB	1989-90
Washington, Mickey, CB	1992
Eilers, Pat, S (also wore 24)	1992-94
Carter, Tom, CB	1993-96
Denton, Tim, CB	1998-99
Greer, Donovan	2001
Bauman, Rashad, DB	2002-03
Clark, Ryan, CB	2004-05

26

Carroll, Vic, C/G	1937-42
Foltz, Vernon, C	1944
Lolotai, Al, T	1945
Ruthstrom, Ralph, LB	1947
Castiglia, Jim, B	1947-48
Cochran, Tom, B	1949
Spaniel, Frank, B	1950
Salem, Ed, B	1951
Davis, Andy, B	1953
Shula, Don, DB	1957
Stitts, Bill, DB	1959
Krause, Paul, DB	1964-67
Brunet, Bob, RB	1968, 70-77
Harris, Don, S	1978-79
Metcalf, Terry, RB	1981
Evans, Reggie, RB	1983
Smith, Ricky, CB	1984
Badjaneck, Rick, RB	1986
Wilson, Wayne, RB	1987
McEwen, Craig, TE	1987-88
Davis, Wayne, CB	1989-90
Copeland, Danny, S	1991-93
Grant, Alan, CB	1994
Oliver, Muhammad, CB	1995
Dishman, Cris, CB	1997-98
Buckley, Curtis, CB	1999
Drakeford, Tyrone, CB	2000
Chalete, Itanyi, S	2001-03
Portis, Clinton, RB	2004-05

27

Parks, Mickey, C	1938-40
Stuart, Jim, T	1941
Zeno, Joe, G	1942-44
Audet, Earl, T	1945
Bartos, Joe, B	1950
Ferris, Neil, DB	1951-52
Menasco, Don, DB	1954
DeCarlo, Art, B	1956-57
Walters, Les, DB	1958
Sommer, Mike, B	1959, 61
Love, John, WR	1967
Houston, Ken, S	1973-80
Edwards, Brad, S	1990-93
Taylor, Keith, S (also wore 29)	1994-96
Evans, Greg, S	1998
Paul, Tito, CB	1999
Carrier, Mark, FS	2000
McClellon, Central, DB	2001
Franz, Todd, DB	2002
Harris, Walt, CB	2004-05

28

Peterson, Nels, E	1937
Masterson, Bob, E	1938-43
Schilling, Ralph, DE	1946
Taylor, Hugh, E (also wore 84)	1947-54
Scudero, Joe, B	1954-58
Rzempoluch, Ted, DB	1963
Clay, Ozzie, HB	1964
Smith, Dick, DB	1967-68
Henderson, Jon, WR	1970
Haymond, Alvin, DB	1972
Mul-Key, Herb, RB	1972-74
Bryant, Trent, CB	1981
Crissy, Cris, WR	1981
Green, Darrell, CB	1983-02

29

Karcher, Jim, G	1937-39
Andrako, Steve, C	1940-41
DeCorrevant, Bill, HB	1945
Britt, Oscar, G	1946
Wilde, George, HB	1947
Hartley, Howard, B	1948
Dwyer, Jack, B	1951
Barry, Paul, B	1953
Zagers, Bert, B	1955, 57-58
Victor, Td, CB	1969-74
Murphy, Mark, S	1977-84
Branch, Reggie, RB (also wore 30)	1985-89
Gulledge, David, S	1992
Taylor, Keith, S (also wore 27)	1994-96
Turner, Scott, CB	1995-97
Shade, Sam, S	1999-02
Franz, Todd, S	2003-04

30

Howell, Millard, B	1937
Filchok, Frank, CB	1938-41, 44-45
Juzwik, Steve, HB	1942
Dunn, Coye, HB	1943
Youel, Jim, QB	1946-48
Sutton, Ed, B	1957-59
Cunningham, Jim, FB	1961-63
Briggs, Bob, B	1965
Jordan, Jeff, RB	1971-72
Salter, Bryant, S	1974-75
Kick, Jim, RB	1977
Forte, Ike, RB	1978-80
Giequinto, Nick, RB	1981-83
Moore, Jeff, RB	1984
Branch, Reggie, RB (also wore 29)	1985-89
Garner, Dwight, RB	1986
Holman, Walter, RB	1987
Mickles, Joe, RB	1989
Mitchell, Brian, RB	1990-99

Candidate, Trung, RB	2003
Broughton, Nehemiah, RB	2005

31

Johnston, Jimmy, HB	1939-40
Clair, Frank, E	1941
Weldon, Larry, QB	1944-45
Ehrhardt, Clyde, C	1949
Bosseler, Don, FB	1957-64
Kantor, Joe, B	1966
Harroway, Charley, FB	1969-73
Evans, Charlie, RB	1974
Jenkins, Ken, RB	1985
Vaughn, Clarence, S	1987-91
Clifton, Gregory, WR	1993
Pounds, Darryl, CB	1995-99
Terrell, David, CB	2000-03
Simon, John, RB (IR)	2004
Cartwright, Rock, FB	2005

32

McChesney, Bob, E	1937-43
Cafego, George, HB	1943
Rosato, Sal, FB	1945-47
Stout, Pete, B	1949-50
Heath, Leon, FB (also wore 24)	1951-53
Elter, Leo, B	1955-57
Wulff, Jim, B	1960-61
Barnes, Billy Ray, RB	1962-63
Clay, Billy, DB	1966
McDonald, Ray, RB	1967-68
Dyer, Henry, RB	1969-70
Pardee, Jack, LB	1971-72
Curtis, Mike, LB	1977-78
Dean, Vernon, CB	1982-87
McEwen, Craig, TE	1987-88
Wilder, James, RB	1990
Ervins, Ricky, RB	1991-94
Thibodeaux, Keith, CB	1997
Wright, Toby, CB	1999
Dukes, Chad, RB	2000
Bennett, Donnell, FB	2001
Watson, Kenny, RB	2002
Jimoh, Ade, DB	2005

33

Baugh, Sammy, QB	1937-52
------------------	---------

34

Hartman, Bill, HB	1938
German, Jimmy, QB	1939
Sanford, Haywood, E	1940
Micka, Mike, FB	1944
Gatney, Jim, B	1946
Quirk, Ed, FB	1948-51
Cloud, John, B	1952-53
Smith, Jim, DB	1968
Green, Tony, RB	1978
Hammond, Bobby, RB	1979-80
Williams, Kevin, CB	1985, 88
Davis, Brian, CB	1987-90
Kimble, Garry, DB	1987
Hoage, Terry, S	1991
Bayless, Marlin, S	1994
Kitts, Jim, FB	1998
Symonette, Josh, S	2000
Metcalf, Eric, PR/RB	2001
Lott, Andre, S	2002-04
Patterson, Dimitri, DB	2005

35

Smith, Riley, QB	1937-38
Moore, Wilbur, HB	1939-46
Dudley, Bill, B	1950-51, 53
Casares, Rick, RB	1965
Looney, Joe Don, RB	1966-67
Hill, Calvin, RB	1976-77
Deloplaine, Jack, RB	1978

Perin, Lonnie, RB	1979
Claitt, Rickey, RB	1980-81
Griffin, Keith, RB	1984-85
Mayhew, Martin, CB	1989-92
Evans, Leomont, CB	1996-99
Joseph, Ricot, DB	2002
Doering, Jason, S	2004
Morton, Christian, DB	2005

36

Wilkin, Willie, T	1939-43
Harris, Henry, T	1947-48
Drazenovich, Chuck, LB	1950-59
Hatcher, Ron, RB	1962
Tracy, Tom, RB	1963-64
Barrington, Tom, RB	1966
Nelson, Ralph, RB	1975
Moss, Eddie, RB	1977
Smith, Timmy, RB	1987-88
Cofer, Joe, DB	1987
Wycheck, Frank, TE (also wore 22)	1993-94
Bell, William, FB	1994-96
Maston, Le'Sha, FB	1998
Taylor, Sean, S	2004

37

Young, Bill, T	1937-42
Pasqua, Joe, T	1943
Watson, Jim, C	1945
Tereshinski, Joe, E	1947-54
Lockett, J.W., FB	1964
Fischer, Pat, DB	1968-77
Cherry, Raphael, S	1985
Williams, Kevin, CB	1985-88
Curtis, Travis, CB	1988, 91
Riggs, Gerard, RB	1989-91
Morrison, Darryl, S (also wore 38)	1993-96
Smith, Cedric, FB	1994-95
Washington, James, S	1996
Campbell, Jesse, S	1997-98
Centers, Larry, FB	1999-00

38

Smith, Ben, E	1937
Bradley, Hal, E	1938
Fisher, Bob, T	1940
Aldrich, Ki, C	1942
Jenkins, Jacque, FB	1943, 46
Conkright, Bill, C	1943
Dye, Les, E	1944-45
Goodnight, Clyde, DB	1949-50
Martin, Jim, K	1964
Seedborg, John, K	1965
Casares, Rick, RB	1965
Willis, Larry, S	1973
Smith, Larry, RB	1974
Harmon, Clarence, RB	1977-82
Rogers, George, RB	1985-87
Reaves, Willard, RB	1989
Morrison, Darryl, S (also wore 37)	1993-96
Frisch, David, TE	1997
Gillespie, Robert, RB	2002

39

Kawat, Ed, C	1937
Stralka, Clem, C	1938-42, 45-46
Hanna, Zip, G	1945
Buksar, George, B	1951-52
Sykes, Bob, B	1952
Goode, Rob, RB (also wore 21)	1949-51, 54-55
Francis, Dave, B	1963
Hughley, George, B	1965
Worstley, Otis, RB	1981-85
Lane, Skip, S	1987
Green, Robert, RB	1992
Rush, Tyrone, RB	1994

40

Miller, Wayne, E	1937-41, 45
Kovatch, John, E	1942-46
Ribar, Frank, G	1943
Cox, Billy, B (also wore 14)	1951-52, 55
Lowe, Gary, B	1956-57
Horner, Sam, DB	1960-61
Sanders, Lonnie, DB	1963-67
Martin, Aaron, DB	1968
Kopay, Dave, RB	1969-70
Nock, George, RB	1972
Hyatt, Fred, WR	1973
Cunningham, Doug, RB	1974
Anderson, Bob, RB	1975
Hall, Windlan, S	1977
Jackson, Wilbur, RB	1980-82
Smith, Jimmy, RB	1984
Kane, Rick, RB	1984
Walton, Alvin, S	1986-91
Brooks, Reggie, RB	1993-95
Cartwright, Rock, FB	2002-04

41

Krause, Red, C	1938
Todd, Dick, RB	1939-42, 45-48
Stasica, Leo, HB	1943
Wells, Billy, B	1954, 56-57
Watson, Sid, B	1958
Hudson, Bob, LB	1959
Steffen, Jim, DB	1961-65
Bass, Mike, CB	1969-75
Carpenter, Brian, CB	1983-84
Morrison, Tim, CB	1986-87
Woodberry, Dennis, DB	1987-88
Thomas, Johnny, CB (also wore 22)	1988-90, 92-94
Mandeville, Chris, DB	1989
Crutchfield, Buddy, CB	1998
Harrison, Lloyd, CB	2000
Bowen, Matt, S	2003-05

42

Tuckey, Dick, FB	1938
Hare, Ray, QB	1940-43
North, Jim, T	1944
Adams, John, T	1945-49
Sebek, Nick, QB	1950
Alban, Dick, B	1952-55
Planutis, Jerry, B	1956
Anderson, Bill, E	1958-63
Taylor, Charley, RB-WR	1964-77

43

Kahn, Eddie, G	1937
Bond, Randall, QB	1938
Cifers, Ed, T	1941-42, 46
Campofreda, Nick, C	1944
Barber, Ernie, C	1945
Szafaryn, Len, T	1949
Williams, John, B	1952-53
Janowicz, Vic, B	1954-55
Haley, Dick, B	1959-60
Kerr, Jim, DB	1961-62
Walters, Tom, DB	1964-67
Brown, Larry, RB	1969-76

44

Farkas, Andy, FB	1938-44
Ananis, Vito, B	1945
Condit, Merle, HB	1945
Garzoni, Mike, B	1947
Roussos, Mike, T	1948-49
Dowda, Harry, B (also wore 22)	1949-53
Adduci, Nick, B (also wore 25)	1954-55
Thurlow, Steve, RB	1966-68
Severson, Jeff, DB	1972
Denson, Moses, RB	1974-75
Riggins, John, RB	1976-79, 81-85

45

Russell, Bo, T	1939-40
Hoffman, Bob, QB	1940-41
Beinor, Ed, T	1942
Lapka, Ted, E	1943-44, 46
McKee, Paul, E	1947-48
Stovall, Dick, C	1949
Baker, Sam, K (also wore 49)	1953, 56-59
Felton, Ralph, B	1954-60
Duncan, Leslie, DB	1971-73
Williams, Gerard, DB	1976-78
White, Jeris, CB	1980-82
Wilburn, Barry, CB	1985-89
Johnson, Sidney, CB	1990-92
Walker, Brian, S	1996
Sellers, Mike, TE	1998-00, 2004-05
Royal, Robert, TE (IR)	2002
Simon, John, RB	2003

46

Young, Roy, T	1938
Spirida, Joh, E	1939
Banta, Jack, B	1941
Gentry, Lee, HB	1941
Gibson, Joe, E	1943
Natowich, Andy, HB	1944
Bedore, Tom, C	1944
Ungerer, Joe, T	1944-45
Sleen, Paul, T	1946
Sommer, Jack, C	1947
Doll, Don, DB	1953
Alkeson, Dale, B	1954-56
Hackbart, Dale, DB	1961-63
Harris, Rickie, DB	1965-70
Grant, Frank, WR	1973-78
McDaniel, LeCharts, CB	1981-82
Sanders, Ricky, WR (also wore 63)	1986-93
Mitchell, Mike, CB	1987
Woodberry, Dennis, CB	1987-88
Betts, Ladell, RB	2002-04

47

Smith, George, C	1937, 41-43
Keenan, Jack, T	1944-45
Williamson, Ernie, T	1947
Burkus, Carl, T	1947
Niemi, Laurie, T	1949-53
James, Dick, B	1959-63
Shoter, Jim, DB	1964-67
Roberts, Walter, WR	1969-70
Thomas, Duane, RB	1973-74
Wadley, Ray, CB	1979-80
Williams, Greg, FS	1982-85
Thomas, Johnny, CB (also wore 22, 41)	1988-90, 92-94
Bowie, Larry, FB	1996-99
Johnson, Bryan, FB	2000-03
Cooley, Chris, HB	2004-05

48

Whited, Marvin, G	1942-45
Leon, Tony, G	1943
Pressley, Leo, C	1945
Edwards, Weldon, T	1948
Hendren, Bob, T	1949-51
Hecker, Norb, DB	1955-57
Scottie, Ben, DB	1959-61
Elmore, Doug, B	1972
Coia, Angelo, WR	1964-65
Burrell, John, WR	1966-67
Jaqua, Jon, CB	1970-72
Coffey, Ken, S	1983-85
Gage, Steve, S	1987-88
Curtis, Travis, CB (also wore 37)	1988, 91
Whisenhant, Ken, TE	1990
Davis, Stephen, RB	1996-02
Ware, Kevin, TE	2003
White, Manuel, HB	2005

49

Meade, Jim, HB	1939-40
Koniszewski, Joh, T	1945-46, 48
Sanchez, John, T	1947-49
Venuto, Sam, B	1952
Baker, Sam, P (also wore 45)	1953, 56-59
Monachino, Jim, B	1955
Brewer, Billy, B	1960
Mitchell, Bobby, RB	1962-68
Stephens, Leonard, TE	2002

50

Nussbaumer, Bob, E	1947-48
Ulinski, Harry, C (also wore 56)	1950-51, 53-56
Hageman, Fred, C	1961-64
Adams, Willie, LB	1965-66
Baughan, Maxie, LB	1971-74
Wysocki, Pete, LB	1975-80
Kubin, Larry, LB	1982-84
Caldwell, Ravin, LB	1987-92
Kimmel, Jon, LB	1987
Rose, Carlton, LB	1987
Myslinski, Tom, G	1992
Raab, Marc, C	1993
Brownlow, Darrick, LB	1995-96
Smith, Derek M., LB	1997-00
Jones, Robert, LB	2001
Moore, Larry, C	2002-03
Campbell, Khary, LB	2004-05

51

Shugart, Clyde, G	1939-43
Merkle, Ed, G	1944
Lennon, Reid, G	1945
Boensch, Fred, G	1947-48
Morrens, Tony, C	1952
Schrader, Jim, C	1954, 56-61
Kelley, Gordon, LB	1962-63
Reger, John, LB	1964-66
Williams, Sid, LB	1967
Didon, John, LB	1969
Grant, Bob, LB	1971
Ryczek, Dan, C	1973-75
Harris, Joe, LB	1977
Coleman, Monte, LB	1979-94
Ponds, Antwaune, LB	1998
Francis, James, LB	1999
Fischer, Mark, C (also wore 60)	2000-01
Jones, Rod, G, (IR)	2002
Smith, Clifton, LB	2003
Barnes, Brandon, LB	2004
McNeil, Nick, LB	2005

52

Gilmer, Harry, QB (also wore 12)	1948-52, 54
Allen, John, C	1955-58
Bufsko, Harry, LB	1963
Morgan, Mike, LB	1968
Hamlin, Gene, C	1970
Pergine, John, LB	1973-75
Olkewicz, Neal, LB	1979-89
Elliott, Matt, C	1992
Raymer, Cory, C	1995-01, 2004-05
Marshall, Lemar, LB	2002-03

53

Deal, Rufus, FB	1942
Smith, Jack, E	1943
Uovich, Mitch, T	1944
DeMao, Al, C	1945-53
Torgeson, Torgy, LB	1955-57
Roehnell, Bill, LB	1960
Pellegrini, Bob, LB	1962-65
Jackson, Steve, LB	1966-67
McLinton, Harold, LB	1969-78
Bostic, Jeff, C	1980-93
Patton, Marcus, LB	1995-97
Mason, Eddie, LB	1999-00, 2002
Green, Donny, LB	2001

Clemons, Chris, LB	2003
Washington, Marcus, LB	2004-05

54

Corbitt, Don, C	1948
Cudzik, Walt, C	1954
Fulcher, Bill, LB	1956-58
Croftcheck, Don, G	1965-66
Roussel, Tom, LB	1968-70
Kuziel, Bob, C	1975-80
Turner, Kevin, LB	1981
Cronan, Peter, LB	1981-85
Krakoski, Joe, LB	1986
Gouveia, Kurt, LB	1987-94
Cowne, Joh, C	1987
Catanho, Al, LB	1996
Jones, Greg, LB	1997-00
Brandt, David, G	2001
Trotter, Jeremiah, LB	2002-03

55

Aldrich, Ki, C	1941-43, 45-46
Crisler, Harold, E	1948-49
Ricca, Jim, C	1951-54
Miller, Allen, LB	1962-63
Hanburger, Chris, LB	1965-78
Kaufman, Mel, LB	1981-88
Collins, Andre, LB	1990-94
Uhlenhake, Jeff, C	1996-97
Hamilton, Malcolm, LB (also wore 58)	1998-99
Strickland, Fred, LB	1999
Mitchell, Kevin, LB	2000-03
Barrow, Mike, LB (IR)	2004

56

Avery, Don, T	1946-47
Ulinski, Harry, C (also wore 50)	1950-51, 53-56
Woodward, Dick, C	1952
Brueckman, Charley, C	1958
Kuchta, Frank, C	1959
Beaty, Ed, C	1961
Haus, Len, C	1964-77
Peiffer, Dan, C	1980
Lowry, Quentin, LB	1981-83
Junkin, Trey, LB	1984
Daniels, Calvin, LB	1986
Coyle, Eric, C	1987-88
Bonner, Brian, LB	1989
Myslinski, Tom, G (also wore 50)	1992
Hamilton, Rick, LB	1993-94
Anderson, Erick, LB	1994-95
Foxx, Dion, LB	1995
Burnett, Chester, LB	1998
Arrington, LaVar, LB	2000-05

57

Slacco, Ed, T	1948
Badaczewski, John, G	1949-51
Khayat, Ed, DT (also wore 79)	1962-63
Crossan, Dave, C	1965-69
O'Dell, Stu, LB	1974-76
Milot, Rich, LB	1979-87
Copeland, Anthony, LB	1987
Graham, Don, LB	1989
Kirk, Randy, LB	1990
Millan, Matt, LB	1991
Bingham, Guy, C	1992-93
Harvey, Ken, LB	1994-98
Leeuwenburg, Jay, G	2000
Curry, Donie, LB	2001
Grant, Orantes, LB	2002-03
Clemons, Chris, LB	2004
Holdman, Warrick, LB	2005

58

Nobile, Leo, C	1947
Katishen, Mike, T	1948-49



Burman, George, C/G.....	1971
Varty, Mike, LB.....	1973
Hover, Don, LB.....	1978-79
Weaver, Charlie, LB.....	1981
Anderson, Stuart, LB.....	1982-85
Burks, Shawn, LB.....	1986
Jones, David, C.....	1987
Windham, David, LB.....	1987
Marshall, Wilber, LB.....	1988-92
Banks, Carl, LB.....	1993
Alexander, Patrice, LB.....	1996-98
Givens, Reggie, LB.....	2000
Pierce, Antonio, LB.....	2001-04
Clemons, Chris, LB.....	2005

59

Carroll, Jim, LB (also wore 60).....	1966-68
Dusek, Brad, LB.....	1974-81
Youngblood, Jim, LB.....	1984
Keating, Chris, LB.....	1985
Snipes, Angelo, LB.....	1986
Paine, Jeff, LB.....	1986
Hilchock, Ray, C.....	1987
Wilson, Eric, LB.....	1987
Scully, Mike, C.....	1988
Harbour, Dave, C.....	1988-89
Brantley, John, LB.....	1992-93
Sedoris, Chris, C.....	1996
Barber, Shawn, LB.....	1998-01
Brown, Wilbert, OL.....	2002
McCune, Robert, LB.....	2005

60

Jaffurs, John, G.....	1946
Gray, Bill, G.....	1947-48
Sobolenski, Joe, G.....	1949
Brown, Buddy, G.....	1951-52
Berschet, Buddy, G.....	1951-52
Stanfel, Dick, G.....	1956-58
Khayat, Bob, G.....	1960, 62-63
Carroll, Jim, LB (also wore 59).....	1966-68
Wilbur, John, G.....	1971-73
Anderson, Gary, G.....	1980
Simmons, Roy, G.....	1983
Turner, J.T., G.....	1984
McQuaid, Dan, T.....	1985
Wooten, Mike, C.....	1987
Stokes, Fred, DE.....	1989-92
Huntington, Greg, T.....	1993
Fischer, Mark, C.....	1998-99
Samuels, Chris, T.....	2000-05

61

DeFruiter, Bob, DB.....	1945-47
Popper, Gene, G.....	1950-53
O'Brien, Fran, T.....	1960-66
Avery, Jim, E.....	1966
Bandy, Don, G.....	1967-68
Johnson, Dennis, DT.....	1974-77
Jones, Melvin, G.....	1981
Huff, Ken, G.....	1983-85
Kehr, Rick, G.....	1987-88
Scissum, Willard, G.....	1987
Adickes, Mark, G.....	1990-91
Smith, Vernice, G.....	1993-95
Batiste, Michael, G.....	1998
Rabach, Casey, OL.....	2005

62

Wilucki, Casimir, G (also wore 63).....	1950-51, 53-56
Boll, Don, T.....	1953-59
Nisby, John, G.....	1962-64
Dess, Darrell, G.....	1965-66
Schoenke, Ray, G.....	1966-75
Nugent, Dan, G.....	1976-78, 80
Lastert, Don, T.....	1982
Towns, Morris, T.....	1984

Petty, Phil, G.....	1987
Tamm, Ralph, G (also wore 64).....	1991
Moore, Darryl, G.....	1992-93
Coleman, Ben, G.....	2001

63

Siegert, Herb, G.....	1949-51
Wilucki, Casimir, C (also wore 62).....	1950-51, 53-56
Karas, Emil, LB.....	1959
Breedlove, Rod, LB.....	1960-64
Johnson, Mitch, T (also wore 64).....	1966-68, 72
Breding, Ed, LB.....	1967-68
Duich, Steve, G.....	1969
Dean, Fred, G.....	1978-82
Kimball, Bruce, G (also wore 67).....	1983-84
McKenzie, Raleigh, C/G.....	1985-94
Gesek, John, C (also wore 75).....	1994-95
Sims, Keith, G.....	1998-00
Bedell, Brad, OL (IA-4).....	2003
Wilson, Mark, OL.....	2004

64

Marciniak, Ron, C.....	1955
Fulcher, Bill, G.....	1956
Johnson, Mitch, T (also wore 63).....	1966-68, 72
Sistrunk, Manny, DT.....	1970-75
Saul, Ron, G.....	1976-81
Hamilton, Steve, DE.....	1985
Tamm, Ralph, G (also wore 62).....	1991
Elewonibi, Mo, T.....	1990-93
Malich, Trevor, C.....	1994-96
Heck, Andy, T.....	1999-00
Loverne, David, G.....	2002
Friedman, Lennie, OL.....	2003-04

65

Clark, Jim, G.....	1952-53
Houston, Walt, G.....	1955
Promuto, Vince, G.....	1960-70
Sturt, Fred, G.....	1974
Butz, Dave, DT.....	1975-88

66

Norman, Jim, T.....	1955
Voytek, Ed, G.....	1957-58
Whitlow, Bob, C.....	1960-61
Kammerer, Carl, DE.....	1963-69
Potlios, Myron, LB.....	1971-73
Imhof, Martin, DE.....	1974
Arneson, Jim, G.....	1975
Fritsch, Ted, C.....	1976-79
Jacoby, Joe, GT.....	1981-93
Turk, Dan, C.....	1997-99
Moore, Michael, G.....	2000
Campbell, Matt, G.....	2001
Stai, Brendan, G.....	2002
Dockery, Derrick, OL.....	2003-05

67

Suminski, Dave, G.....	1953
Stephens, Red, G.....	1955-60
Darre, Bernie, G.....	1961
Cvercko, Andy, G.....	1963
Reed, Bob, G.....	1965
Kupp, Jake, G-TE.....	1966
Wooten, John, G.....	1968
Grimm, Dan, G.....	1969
Tillman, Rusty, LB.....	1970-77
Dubinelz, Greg, G.....	1979
Kimball, Bruce, G.....	1983-84
Beasley, Tom, DT.....	1985
Thompson, Steve, DE.....	1987
Lathrop, Kit, DE.....	1987
Waechter, Henry, DE.....	1987
Brown, Ray, G.....	1989-90, 92-95
Pourdanesh, Shar, T.....	1996-98
Fletcher, Derrick, G.....	2000



Albright, Ethan, LS (also wore 63)	2002
Terrell, Daryl, OL	2003
Brown, Ray, OL	2004-05

68

Badgion, Ed, G	1952
Ramsey, Knox, G	1952-53
Sparks, Dve, G	1954
Feagin, G	1963
Banks, Willie, G (also wore 69)	1968-69
Fanucci, Mike, DE	1972
Harlan, Jim, T	1978
Anderson, Gary, G	1980
Grimm, Russ, G	1981-91
Patton, Joe, GT	1994-98
Hulson, Tony, G	2000
Tucker, Ross, G	2001-02
Winey, Brandon, OL	2003
Ndukwu, Ikechuku, OL	2005

69

Hansen, Ron, G	1954
Goosby, Tom, G	1966
Banks, Willie, G (also wore 68)	1968-69
Brooks, Perry, DT	1978-84
Thielemann, R.C., G	1985-88
Schlereth, Mark, G	1989-94
Milstead, Rod, G	1998-99
Ellis, Ed, T	2000
Molinaro, Jim, OL	2004-05

70

Karras, Lou, T	1950-51
Modzelewski, Dick, DT	1953-54
Miller, Fred, T	1955
Sardisco, Tony, G	1956
Lemek, Ray, T	1957-61
Moore, Chuck, G	1962
Huff, Sam, LB	1964-67, 69
Wynn, Will, DE	1977
Marshall, Leonard, DT	1994
Drake, Troy, T	1998
Vickers, Kipp, OL	2002

71

Houghton, Jerry, T	1950
Renfron, Will, T	1957-59
Stynchula, Andy, DT	1960-63
Seals, George, E	1964
Musgrove, Spain, DT	1967-68
Bosch, Frank, DT (also wore 73)	1968-70
Tyrer, Jim, T	1974
Lorch, Karl, DT	1976-81
Peutz, Gary, T	1982
Mann, Charles, DE	1983-93
Lewis, Ron, G	1995
Tanner, Barron, DT	1999
Dotson, Santana, DL, (IR)	2002
Albright, Ethan, LS	2003-05

72

Staton, Jim, DT	1951
Moss, Joe, T	1952
Christensen, Erik, DE	1956
Owens, Don, DT	1957
Weatherall, Jim, DT	1958
Churchwell, Don, T	1959
Rutgens, Joe, DT	1961-69
Hermeling, Terry, T	1970-73, 75-80
Talbert, Diron, DT	1971-80
Manley, Dexter, DE	1981-89
Haight, Mike, T	1992
Noga, Al, DE	1993
Bandison, Romeo, DT	1995-96
Flores, Mike, DE (also wore 73)	1995
Kalu, Ndukwu, DE	1998-99

Kalu, Ndukwu, DE	1998-2000
Boose, Dorian, DE	2001
Powell, Carl, DL	2002

73

Barfield, Ken, T	1954
Davin, Mike, T	1955
Miller, Joh, T	1956, 58-59
Matteson, Riley, T	1961-64
Jones, Stan, T	1965
Bosch, Frank, DE	1968-70
Laaveg, Paul, G	1970-75
Williams, Jeff, T	1978-80
May, Mark, G	1981-90
Mills, Lamar, DT	1994
Flores, Mike, DE (also wore 72)	1995
Ashmore, Darryl, T	1996-97
Wiggins, Paul, T	1998
Brown, Jamie, T	1999
Jackson, Benard, DT	2002
Jones, Kenyatta, OT	2003
Boschetti, Ryan, DL	2004-05

74

Neimi, Laurie, T	1949-53
Morgan, Bob, DT	1954
Khayat, Eddie, DT (also wore 87)	1957, 62-63
Snowden, Jim, T	1965-72
Starke, George, T	1973-84
Koch, Marcus, DE	1986-91
McGriff, Curtis, DE	1987
Nichols, Gerald, DT	1993
Thure, Brian, T	1995
Badger, Brad, G	1997-99
Harrison, Nolan, DE	2000
Fiore, Dave, OL	2003
Jones, Kenyatta, OL	2004

75

Ecker, Enrique, T	1952
Campera, Don, DT	1953
Jagielski, Harry, T	1956
Davidson, Ben, DT	1962-63
Williams, Fred, T (also wore 77)	1964-65
Marshall, Rich, DT	1966
Kelly, John, T	1966-67
Washington, Fred, T	1968
Wright, Steve, T	1970
Hermeling, Terry, T (also wore 72)	1970-80
Clark, Mike, DE	1981
Ogrin, Pat, DT (also wore 79)	1981-82
Blitz, Darrick, G	1987
Stensrud, Mike, DT	1989
Williams, Eric, DT	1990-93
Gesek, John, C (also wore 63)	1994-95
Daht, Bob, G	1996-97
Cook, Anthony, DE	1999
Ham, Derrick, DE	2000
Sulfsted, Alex, OL	2002
Noble, Brandon, DT	2003-05

76

Lipscomb, Paul, T	1950-54
Kimmel, J.D., T	1955-56
Stallings, Don, E	1960
Prestel, Jim, T	1966-67
Rock, Walter, T	1968-73
Stokes, Tim, T	1975-77
Heinz, Bob, DT	1978
Scanlan, Jerry, DT	1980-81
Mendenhall, Mat, DE	1981-82
Donnalley, Rick, C/G	1984-85
Tilton, Ron, G	1986
Simmons, Ed, T	1987-97
Frazier, Frank, G	1987
Jansen, Jon, T	1993-05

77

Jacobs, Jack, QB.....	1946
Mont, Tommy, QB.....	1947-49
Krouse, Ray, T.....	1960
Barnett, Steve, T.....	1964
Williams, Fred, T (also wore 75).....	1964-65
Barnes, Walter, DT.....	1966-68
Brundige, Bill, DT.....	1970-77
Jones, Joe, DE.....	1979-80
Grant, Darryl, DT.....	1981-90
Wahler, Jim, DT.....	1992-93
Johnson, Tre.....	1994-00, 02
Albright, Ethan, LS (also wore 67).....	2001-02
Thomas, Randy, OL.....	2003-05

78

Lawrence, Don, T.....	1959-61
Snidow, Ron, DE.....	1963-67
Peters, Floyd, T.....	1970
Taylor, Mike, T.....	1971
Sweeney, Walt, G.....	1974-75
Hickman, Dallas, DE (also wore 82).....	1976-81
Smith, Paul, DE.....	1979-80
McGee, Tony, DE.....	1982-84
Hamel, Dean, DT.....	1985-88
Robinson, Lybrant, DE.....	1989
Johnson, Tim, DT.....	1990-95
Kuehl, Ryan, DT (also wore 99).....	1996-97
Zorich, Chris, DT.....	1997
Brown, Doug, DT.....	1998-99
Smith, Bruce, DE.....	2000-03

79

Yonaker, John, E.....	1952
Hegarty, Bill, T.....	1953
Peters, Volney, T.....	1954-57
Khayat, Ed, DT (also wore 57).....	1958
Toneff, Bob, DT.....	1959-64
Crane, Dennis, DT.....	1968-69
McDole, Ron, DE.....	1971-78
Bacon, Coy, DE (also wore 80).....	1978-81
Ogryn, Pat, DT (also wore 75).....	1981-82
Liebenstein, Todd, DE.....	1982-85
Barnett, Doug, DE.....	1985
Carlson, Mark, T.....	1987
Lachey, Jim, T.....	1988-95
Emltan, Steve, DT.....	1997
Vickers, Kipp, G.....	1999
Scott, Dave, G.....	2001
Elsara, Pita, OL.....	2003

80

Ecker, Enrique, T.....	1952
Brito, Gene, E.....	1951-53, 55-58
Junker, Steve, E.....	1961-62
Hernandez, Joe, E.....	1964
Hodgson, Pat, TE.....	1966
Alford, Bruce, K.....	1967
Long, Bob, WR.....	1969
Jefferson, Roy, WR.....	1971-76
Bacon, Coy, DE (also wore 79).....	1978-80
McDaniel, John, WR (also wore 86).....	1978-80
Haines, Kris, WR.....	1979
Seay, Virgil, WR.....	1981-84
Bannwell, Malcolm, WR.....	1985
Phillips, Joe, WR.....	1985-87
Yarber, Eric, WR.....	1986-87
Wilson, Teddy, WR.....	1987
Shepard, Derrick, WR.....	1987-88
Johnson, Joe, WR.....	1989-91
Howard, Desmond, WR.....	1992-94
Truitt, Olanda, WR (also wore 84).....	1994-95
Brooks, Bill, WR.....	1996
Alexander, Stephen, TE.....	1998-01
Green, Jacques, WR.....	2002
Skaggs, Justin, WR.....	2002
Coles, Laveranus, WR.....	2003-04
Patten, David, WR.....	2005

81

Brown, Dan, E.....	1950
Morley, Sam, WR.....	1954
Walkon, Joe, E.....	1957-60
Luce, Lew, B.....	1961
Jencks, Bob, E.....	1965
Kupp, Jake, TE.....	1966
Barefoot, Ken, E.....	1968
Carroll, Leo, DE (also wore 89).....	1969-70
Aiston, Mack, TE.....	1970-72
Winslow, Doug, WR.....	1976-77
Anderson, Terry, WR.....	1978
Smith, J.T., WR.....	1978
DeFrance, Chris, WR.....	1979
Monk, Art, WR.....	1980-1993

82

Berrang, Ed, E.....	1949-52
Dale, Roland, E.....	1950
Polstoot, Fran, E.....	1953
Carson, John, E.....	1954-59
MacAfee, Ken, E.....	1959
Heenan, Pat, E.....	1960
Absher, Dick, K.....	1967
Miller, Clark, DE.....	1969
Jones, Jimmie, DE.....	1971-73
Hickman, Dallas, DE (also wore 78).....	1976-81
Caster, Rich, TE.....	1981-82
Sawyer, John, TE.....	1983
Jones, Anthony, TE.....	1984-85
Caravello, Joe, TE.....	1987-88
Brandes, John, TE.....	1990-92
Rowe, Ray, TE.....	1992
Riggs, Jim, TE.....	1993
Haws, Kurt, TE.....	1994
Westbook, Michael, WR.....	1995-01
Russell, Cliff, WR, (R).....	2002
Chamberlain, Byron, TE.....	2003
Kozlowski, Brian, TE.....	2004
Brown, Antonio, WR.....	2005

83

Dekker, Al, WR.....	1953
Jones, Charlie, E.....	1955
Meadows, Ed, DB.....	1959
Wilkins, Roy, LB.....	1960-61
Norton, Jim, T.....	1969
Anderson, Bruce, DE.....	1970
Thompson, Ricky, WR.....	1978-81
McGrath, Mark, WR.....	1983-85
Stief, Dave, WR.....	1983
Mauli, Rich, WR (also wore 84).....	1984
Noble, James, WR.....	1986
Sanders, Ricky, WR (also wore 46).....	1986-93
Johnson, Richard, WR.....	1987
McEwen, Craig, TE (also wore 88).....	1987-88
Winans, Tydus, WR.....	1994-95
Anderson, Flipper, WR.....	1996
Cornell, Albert, WR.....	1997-00
Lockett, Kevin, WR.....	2001-02
Jackson, Willie, WR.....	2002
Flowers, Richmond, WR.....	2002
Russell, Cliff, WR.....	2003
Thrash, James, WR.....	2004-05

84

Taylor, Hugh, E (also wore 28).....	1947-54
Shoener, Herb, E (also wore 12).....	1948-49
Braatz, Tom, DE (also wore 85).....	1957-59
Osborne, Tom, E.....	1960-61
Hancock, Mike, TE.....	1973-75
Fugett, Jean, TE.....	1976-79
McCrary, Greg, TE (also wore 85).....	1978, 81
McKinney, Zion, WR.....	1980
Williams, Mike, TE.....	1982-84
Arnold, Walt, TE (also wore 90).....	1984
Mauli, Rich, WR.....	1984

Clark, Gary, WR	1965-92
Phillips, Joe, WR	1967
Bigby, Keiron, WR	1967
Stock, Mark, WR	1993
Truitt, Olanda, WR (also wore 80)	1994-95
Asher, Jamie, TE	1995-98
Thompson, Derrius, WR	1999
Reed, Andre, WR	2000
Battaglia, Marco, TE	2001
Doering, Chris, WR	2002
Johnson, Patrick, WR	2003
Jacobs, Taylor, WR	2004-05

85

Yowarsky, Walt, E	1951-54
Paluck, John, DE (also wore 86)	1956, 59-65
Braatz, Tom, DE (also wore 84)	1957-59
Cronin, Gene, DE	1961-62
Quinlan, Bill, DE	1964
McKeever, Marlin, LB (also wore 86)	1968-70
Hoffman, John, DE	1969-70
McNeil, Clifton, WR	1971-72
Holman, Willie, DE	1973
Fryer, Brian, WR	1976-78
McCrary, Greg, TE (also wore 84)	1978, 81
Warren, Don, TE	1979-82
Truitt, Dave, TE	1987
McGee, Tim, WR	1993
Eliard, Henry, WR	1994-98
Sellers, Mike, TE (also wore 45)	1998-99
Zelenka, Joe, TE	2000
McCants, Darnel, WR	2002-04
Kozlowski, Brian, TE	2005

86

Mellinger, Steve, E	1956-57
Paluck, John, DE (also wore 85)	1956, 59-65
Briggs, Bill, DE	1966-67
McKeever, Marlin, LB (also wore 85)	1968-70
Biggs, Verlon, DE (also wore 89)	1971-75
Dowler, Boyd, WR	1971
Larson, Bill, TE	1977
McDaniel, John, WR (also wore 80)	1978-80
DuBois, Phil, TE	1979-80
Tice, Mike, TE	1989
Hobbs, Stephen, WR	1990-92
Shepherd, Leslie, WR	1994-96
Fryar, Irving, WR	1999-00
Rasby, Walter, TE	2001-02
Jacobs, Taylor, WR	2003
Rasby, Walter, TE (6 games)	2004
Brown, Antonio, WR (9 games)	2004
Farris, Jimmy, WR	2005

87

Goodnight, Clyde, E	1949-50
Barker, Ed, E	1954
Thomas, Ralph, E	1955-56
Khayat, Ed, DT (also wore 74)	1957, 62-63
Dugan, Fred, E	1961-63
Smith, Jerry, TE	1965-77
Brown, Charlie, WR	1982-84
Orr, Terry, TE (also wore 89)	1986-90, 92
Dunn, K.D., TE	1987
Middleton, Ron, TE (also wore 88)	1988, 90-93
Ball, Coleman, TE	1994-95
Thrash, James, WR	1997-00
Gardner, Rod, WR	2001-04
Johnson, Robert, TE	2005

88

Hennessey, Jerry, DE	1952-53
Ostrowski, Chet, E	1954-59
Lasse, Dick, LB	1960-61
Richter, Pat, E	1963-70
Reed, Alvin, TE	1973-75
Buggs, Danny, WR	1976-79
Walker, Rick, TE	1980-85

Holloway, Derek, WR	1986
Frain, Todd, TE	1986
Middleton, Ron, TE (also wore 87)	1988, 90-93
Benson, Cliff, TE	1987
Shepard, Derrick, WR	1987-88
McEwen, Craig, TE (also wore 83)	1987-88
Caravello, Joe, TE	1987-88
Johnson, Billy (White Shoes), WR	1988
Johnson, Jimmie, TE	1989-91
Jenkins, James, TE	1991-00
Thompson, Derrius, WR	2001-02
Royal, Robert, TE	2003-05

89

Tereshinski, Joe, E	1947-54
Dee, Bob, E	1957-58
Gob, Art, E	1959-60
Aveni, John, K	1961
Smith, Hugh, E	1962
Collier, Jim, E	1963
Carpenter, Preston, E	1964-66
Carroll, Leo, DE (also wore 81)	1969-70
Biggs, Verlon, DE (also wore 86)	1971-75
Robinson, Dave, LB	1973-74
Haynes, Reggie, TE	1978
Richardson, Grady, TE	1979-80
Harrison, Kenny, WR	1980
Garrett, Alvin, WR	1981-84
Muhammad, Calvin, WR	1984-85
Verdin, Clarence, WR	1986-87
Orr, Terry, TE (also wore 87)	1986-90, 91-93
Dennisson, Glenn, TE	1987
Allen, Anthony, WR	1987
Stanley, Walter, WR	1990
Horton, Ethan, TE	1994
Galbraith, Scott, TE	1995-96
Thomas, Chris, WR	1997-99
Flemister, Zeron, TE	2000-03
Moss, Santana, WR	2005

90

Arnold, Walt, TE (also wore 84)	1984
Curtis, Bobby, LB	1987
Richardson, Huey, LB	1992
Graf, Rick, LB	1993
Stowe, Tyrone, LB	1994
Crews, Terry, LB	1995
Barnett, Troy, DT	1996
Lang, Kenard, DE	1997-01
Holsey, Bernard, DL	2003
Clemons, Nic, DL	2005

91

Settles, Tony, LB	1987
Manusky, Greg, LB	1988-90
Collins, Shane, DE	1992-94
Vanderbeek, Matt, LB	1995-96
Mims, Chris, DT	1997
Hoelscher, David, DT	1998
Cowsette, Delbert, DT	2001-02
Upshaw, Regan, DE	2003
Killings, Cedric, DL	2005

92

Smith, Hugh, E	1962
Bunch, Derek, LB	1987
Nottage, Dexter, DE	1994-96
Duff, Jamal, DE	1997-98
DeLoach, Jerry, DT	2001
Gardner, Daryl, DT	2002
Chase, Martin, DL	2003
Evans, Demetric, DL	2004-05

93

Meads, Johnny, LB	1992
Willis, Keith, DT	1993
Faulkner, Jeff, DT	1993

Boutte, Marc, DT	1994-99
Leverette, Otis, DE	2001
Zellner, Peppi, DL	2003
Daniels, Phillip, DL	2004-05

94

Sagnella, Anthony, DT	1987
Wilson, Bobby, DT	1991-94
Gilbert, Sean, DT	1996
Stubblefield, Dana, DT	1998-00
Jackson, Ladairis, DT	2002
Warner, Ron, DE	2003-04
Jones, Aki, DL	2005

95

Benish, Dan, DT	1987
Gaines, William, DT	1995-97
Wilkinson, Dan, DT	1998-02
Dallan, Lionel, DL	2003
Salavea, Joe, DL	2004-05

96

Gibson, Alec, DE	1987
Hollingquest, Lamont, LB	1993-94
Owens, Rich, DE	1995-97
Williams, Tyrone, DE	2001
Scott, Greg, DE	2002
Russell, Darrell, DL	2003

Griffin, Cornelius, DL	2004-05
------------------------	---------

97

Geathers, Jumpy, DT	1990-92
Palmer, Sterling, DE	1993-96
Bandison, Romeo, DT (also wore 72)	1995-96
Kinney, Kelvin, DE	1997-98
Wynn, Renaldo, DL	2002-05

98

Martin, Steve, DE	1987
Barker, Tony, LB	1992
Woods, Tony, DE	1994-96
Russell, Twan, LB	1997-99
Armstead, Jessie, LB	2002-03
Marshall, Lemar, LB	2004-05

99

Saenz, Eddie, B...	1946-51
Young, Wilbur, DE	1981
Karras, Ted, DT	1987
Rocker, Tracy, DT	1989-90
Buck, Jason, DE	1991-93
Stephens, Rod, LB	1995-96
Kuehl, Ryan, DT (also wore 78)	1996-97
Coleman, Marco, DE	1999-01
Haley, Jermaine, DL	2003-04

Overtime Games

In 1974, the NFL established overtime to decide regular season games. Since then, the Redskins have compiled an 15-8-1 record in overtime games.

November 2, 1975 - RFK Stadium
Washington 30, Dallas 24

Ken Houston returned a Roger Staubach interception 14 yards, and Billy Kilmer scored the winning touchdown after 6:34 of overtime action.

November 16, 1975 - Busch Stadium
St. Louis 20, Washington 17

Cards scored with 20 seconds remaining on "Mel Gray catch" to force overtime. St. Louis won coin toss and marched to 37-yard Jim Bakken field goal to win after seven minutes of play.

November 23, 1975 - RFK Stadium
Oakland 26, Washington 23

George Blanda's 27-yard field goal decided contest after 7:13.

September 27, 1976 - Veterans Stadium
Washington 20, Philadelphia 17

Mark Moseley's 29-yard field goal won the Monday night game with 12:49 elapsed in overtime.

November 12, 1978 - RFK Stadium
Washington 16, New York Giants 13

Redskins won on Moseley's 45-yard field goal after 3:32 elapsed.

November 15, 1981 - Giants Stadium
Washington 30, New York Giants 27

Moseley kicked a 49-yard field goal on game's final play to force overtime and a 48-yard field goal to win with 3:44 elapsed.

September 12, 1982 - Veterans Stadium
Washington 37, Philadelphia 34

Redskins sent the game into overtime on a 48-yard field goal by Moseley with :01 to play. Moseley won the game with a 26-yarder with 4:47 elapsed.

November 2, 1986 - RFK Stadium
Washington 44, Minnesota 38

Jay Schroeder engineered a four play 63-yard drive ending with a Gary Clark 38-yard TD pass.

December 26, 1987 - Metrodome
Washington 27, Minnesota 24

Ricky Sanders' 51-yard touchdown reception from Doug Williams with less than two minutes remaining tied score at 24. Haji-Sheikh kicks 26-yard game-winning field goal after Sanders' 36-yard kickoff return in overtime.

December 17, 1988 - Riverfront Stadium
Cincinnati 20, Washington 17

Jim Breech connected from 20 yards out seven minutes into sudden death.

November 4, 1990 - Pontiac Silverdome
Washington 41, Detroit 38

Chip Lohmiller's 34-yard field goal 9:10 into overtime capped the Redskins comeback that equalled the team's greatest in history. Down by 21 points in the third quarter and 17 points entering the fourth, Jeff Rutledge's 12-yard run tied the game with :18 seconds remaining.

November 3, 1991 - RFK Stadium
Washington 16, Houston 13

Darrell Green intercepted a Warren Moon pass which set-up Lohmiller's 41-yard field goal 5:01 into overtime moving the Redskins to a 9-0 record. The Oilers tied the game with less than two minutes in regulation and had a chance to win after Brian Mitchell fumbled the kickoff, but Ian Howfield's 33-yard attempt sailed wide left.

October 16, 1994 - RFK Stadium
Arizona 19, Washington 16

Arizona scored the tying TD with :19 in regulation and scored the winning points with 4:56 in overtime. Arizona's game-winner was set up by Terry Hoage who intercepted a Heath Shuler pass and returned it 12 yards to the 23. Peterson kicked the game-winning 29-yard field goal.

**October 8, 1995 - Veterans Stadium
Philadelphia 37, Washington 34**

Down 10 points in the 4th quarter, Gus Frerotte guided the Redskins back with a touchdown pass to Henry Ellard and Eddie Murray's 46-yard field goal tied it up with :52 left. In OT, Washington stalled on its opening drive and the Eagles' Gary Anderson won the game with a 35-yard field goal.

**October 22, 1995 - RFK Stadium
Washington 36, Detroit 30**

Trailing 30-27, Eddie Murray's 39-yard field goal tied it with :04 to play. Darrell Green's seven-yard interception return of a Scott Mitchell pass for a touchdown 3:41 into overtime ended the game.

**November 10, 1996 - RFK Stadium
Arizona 37, Washington 34**

In one of the most bizarre games in Redskin history, the Skins led by 14 points in the fourth quarter only to squander the lead. The Cardinals won the coin toss, and drove to the Redskins 15, only to have Kevin Butler miss. The Skins' Scott Blanton booted the apparent 38-yard game-winner, but a holding penalty forced a retry for 48 that went wide left. Arizona then tried a 29-yarder that missed, only the Redskins were offside. Butler's third attempt was good from 32-yards.

**November 24, 1996 - RFK Stadium
San Francisco 19, Washington 16**

San Francisco's William Floyd's 1-yard touchdown run tied the game in regulation. After winning the coin toss in overtime, the 49ers Jeff Wilkins hit a 38-yard field goal to win.

**September 14, 1997 - Jack Kent Cooke Stadium
Washington 19, Arizona 13**

In the inaugural game at Jack Kent Cooke Stadium, the Redskins win with 13:24 left in OT when Gus Frerotte, sidestepping a heavy rush, throws a 40-yard strike to a leaping Michael Westbrook in the end zone. The winning points were set up two plays earlier when rookie defensive end Kenard Lang forces a fumble and rookie linebacker recovers on the Redskins 35-yard line.

**November 23, 1997
Washington 7, NY Giants 7**

In overtime the Redskins turn the ball over three times, but the defense forces two punts and the Giants miss a 54-yard field goal. With under two minutes remaining, the Redskins drive to the Giants 36-yard line but a 54-yard field goal attempt falls short with :11 seconds left in overtime.

**September 12, 1999 - FedExField
Dallas 41, Washington 35**

Dallas stopped the Skins' first overtime drive and then scored on a 76-yard bomb from Troy Aikman to Rocket Ismail.

**November 28, 1999 - FedExField
Washington 20, Philadelphia 17**

Brett Conway's game-winning 27-yard FG was set up by a 48-yard kickoff return by James Thrash, which opened the overtime period. The Eagles never had the ball.

**December 26, 1999 - 3Com Park
Washington 26, San Francisco 20**

The Redskins overcame a 10-point fourth quarter deficit to win their ninth game of the year and clinch the NFC East. Brad Johnson's QB sneak from the 1-yard line with 3:28 in regulation sent the game into the extra period. On the opening drive, Johnson connected with Larry Centers for a 33-yard TD.

**October 1, 2000 - FedExField
Washington 20, Tampa Bay 17**

Tampa Bay forced the overtime when Martin Gramatica connected a 42-yard field goal as the regulation clock fell to 0:00. 10:51 into the extra period, Deion Sanders ignited the crowd with a 57-yard punt return, setting up the game winning 20-yard field goal by Michael Husted.

**October 21, 2001 - FedExField
Washington 17, Carolina 14**

Placekicker Brett Conway kicked a 23-yard field goal in overtime to seal the Redskins' first victory of the season and the first under Marty Schottenheimer, 17-14. The Redskins set up the win in the fourth quarter as they ignited on both sides of the ball to overcome a 14-point deficit.

**September 21, 2003 - FedExField
New York Giants 24, Washington 21**

With less than five minutes left in regulation, Washington overcame a 21-10 deficit to send the game into overtime. The Giants won the toss and drove downfield from their own 6-yard line. Kicker Matt Bryant connected on a 29-yard field goal to cap off New York's first scoring drive since the second quarter and seal the 24-21 victory.

**October 2, 2005 - FedExField
Washington 20, Seattle 17**

Having a chance to win the game at the end of regulation with 0:01 left on the clock, Seattle kicker Josh Brown missed a 47-yard field goal, sending the game into overtime. After winning the coin toss, the Redskins went on a 5:31 drive that culminated with a Nick Novak 39-yard field goal to seal Washington's victory over the Seahawks.

**November 27, 2005 - FedExField
San Diego 23, Washington 17**

San Diego running back LaDainian Tomlinson scored a 32-yard touchdown run with 3:37 remaining to tie the game at 17 apiece. With 0:35 remaining, the Redskins had an opportunity to take the lead with a 53-yard field goal but the ball sailed wide right. In overtime, San Diego ran two plays that culminated in a 41-yard touchdown run, again by Tomlinson to seal the victory.

Pre-Season Results '61-'05

1961		Won 0, Lost 5
Aug. 11	L	7-26	Los Angeles
Aug. 19	L	13-29	Chicago (Charleston, SC)
Aug. 26	L	7-41	Baltimore (Norfolk, VA)
Sept. 2	L	10-17	Philadelphia (Bristol, TN)
Sept. 9	L	24-31	Green Bay (Columbus, GA)
1962		Won 1, Lost 4
Aug. 11	L	7-37	at Los Angeles
Aug. 16	L	14-34	Baltimore
Aug. 25	L	7-24	Philadelphia (Charlotte, NC)
Sept. 1	W	29-28	Chicago (Norfolk, VA)
Sept. 8	L	14-20	Green Bay (Columbus, GA)
1963		Won 0, Lost 4
Aug. 15	L	26-28	Chicago
Aug. 24	L	13-41	Philadelphia (Charlotte, NC)
Aug. 31	L	13-27	Baltimore (Norfolk, VA)
Sept. 6	L	17-28	Green Bay
1964		Won 2, Lost 3
Aug. 8	L	27-28	Detroit (Charlotte, NC)
Aug. 15	L	13-14	Chicago (Richmond, VA)
Aug. 22	W	27-24	New York (Ithaca, NY)
Aug. 27	L	14-41	Baltimore
Sept. 5	W	17-10	St. Louis (Norfolk, VA)
1965		Won 3, Lost 3
Aug. 3	W	37-0	Philadelphia (Hershey, PA)
Aug. 12	L	30-31	Chicago
Aug. 21	W	13-7	St. Louis (Richmond, VA)
Aug. 28	L	16-20	Minnesota (Charlotte, NC)
Sept. 4	L	23-33	Baltimore (Norfolk, VA)
Sept. 12	W	20-3	Detroit (Canton, OH)
1966		Won 1, Lost 3
Aug. 3	L	0-35	Baltimore
Aug. 20	L	10-24	Chicago (Norfolk, VA)
Aug. 26	L	27-30	Minnesota (Cleveland, OH)
Sept. 3	W	35-20	Philadelphia
1967		Won 4, Lost 1
Aug. 9	W	37-14	Chicago
Aug. 19	W	31-13	New York (Raleigh, NC)
Aug. 26	W	13-7	at Boston
Aug. 31	L	17-23	Baltimore
Sept. 9	W	16-10	Pittsburgh (Norfolk, VA)
1968		Won 3, Lost 3
Aug. 1	L	3-9	at Houston
Aug. 10	W	16-14	Atlanta (Tampa, FL)
Aug. 16	L	13-15	Baltimore
Aug. 24	L	13-45	Chicago (Raleigh, NC)
Aug. 29	W	16-10	Detroit
Sept. 7	W	24-17	Pittsburgh (Norfolk, VA)
1969		Won 2, Lost 4
Aug. 2	W	13-7	Chicago
Aug. 8	L	17-21	at Buffalo
Aug. 23	W	24-7	at Atlanta
Aug. 30	L	20-21	Detroit (Tampa, FL)
Sept. 6	L	10-20	Cleveland
Sept. 14	L	17-26	at Philadelphia
1970		Won 5, Lost 1
Aug. 8	L	12-27	at Cincinnati
Aug. 16	W	45-21	at Boston
Aug. 21	W	21-13	Atlanta
Aug. 28	W	27-0	Buffalo
Sept. 5	W	26-21	Dolphins (Tampa, FL)
Sept. 12	W	17-14	Baltimore
1971		Won 2, Lost 3, Tied 1
Aug. 7	L	10-19	at San Diego
Aug. 14	W	17-13	at Denver
Aug. 21	W	20-13	St. Louis
Aug. 28	L	14-20	Baltimore
Sept. 4	L	10-27	at Miami
Sept. 11	T	17-17	Cincinnati

1972		Won 2, Lost 3, Tied 1
Aug. 4	W	33-3	Baltimore (Tampa, FL)
Aug. 11	W	41-0	Denver
Aug. 18	W	34-10	Philadelphia
Aug. 25	L	10-23	at Detroit
Aug. 31	L	24-27	Miami
Sept. 9	T	10-10	at Pittsburgh
1973		Won 5, Lost 1
Aug. 3	L	14-17	Detroit
Aug. 10	W	14-10	Denver
Aug. 17	W	37-21	at Buffalo
Aug. 25	W	20-3	Baltimore
Sept. 2	W	35-14	at New England
Sept. 9	W	17-3	Chicago
1974		Won 2, Lost 4
Aug. 2	L	17-21	New England
Aug. 9	L	3-48	Houston
Aug. 18	L	15-16	Buffalo
Aug. 24	W	20-17	at Cleveland
Aug. 30	L	19-21	Pittsburgh
Sept. 6	W	7-6	Baltimore
1975		Won 4, Lost 3
Aug. 2	W	17-9	Cincinnati (Canton, OH)
Aug. 8	L	14-16	Atlanta
Aug. 16	L	13-24	at Houston
Aug. 22	W	23-14	Cleveland
Aug. 29	W	34-13	Detroit
Sept. 7	L	31-35	New York Jets
Sept. 12	W	24-10	Baltimore
1976		Won 2, Lost 4
July 31	W	17-10	at Atlanta
Aug. 6	L	3-20	at Baltimore
Aug. 14	L	7-27	Pittsburgh
Aug. 21	L	20-23	at Kansas City
Aug. 28	W	38-7	at New York Jets
Sept. 3	L	7-9	Chicago
1977		Won 4, Lost 2
Aug. 8	W	16-14	at Cleveland
Aug. 13	L	15-27	at Miami
Aug. 18	W	13-7	Kansas City
Aug. 27	W	13-9	at Green Bay
Sept. 4	L	7-45	at New England
Sept. 9	W	14-7	New York Jets
1978		Won 2, Lost 2
Aug. 5	L	13-20	at Minnesota
Aug. 11	W	20-12	Green Bay
Aug. 18	W	17-16	at Baltimore
Aug. 25	L	7-10	Atlanta
1979		Won 2, Lost 2
Aug. 4	W	9-7	at Tampa Bay
Aug. 11	L	6-13	at Denver
Aug. 18	W	16-6	at Atlanta
Aug. 24	L	9-21	Cleveland
1980		Won 3, Lost 1
Aug. 9	W	13-3	at Baltimore
Aug. 18	W	12-3	at Cleveland
Aug. 23	W	34-17	Oakland
Aug. 29	L	6-11	at Tampa Bay
1981		Won 3, Lost 1
Aug. 7	W	16-10	Kansas City
Aug. 14	W	27-13	Minnesota
Aug. 22	W	13-7	at Baltimore
Aug. 30	L	10-19	at New England
1982		Won 0, Lost 4
Aug. 14	L	7-24	at Miami
Aug. 21	L	13-28	at Tampa Bay
Aug. 27	L	14-20	Buffalo
Sept. 3	L	21-28	at Cincinnati
1983		Won 2, Lost 2

Aug. 6	L	10-13	at Atlanta	Aug. 26	W	22-21	Pittsburgh
Aug. 12	W	27-23	Cincinnati	1995			Won 1, Lost 3
Aug. 19	L	7-38	Miami	Aug. 5	L	21-37	at Kansas City
Aug. 27	W	27-19	at Buffalo	Aug. 12	W	16-13	Houston (Nashville, TN)
1984			Won 2, Lost 2	Aug. 19	L	13-27	at Miami
Aug. 4	W	16-13	at Denver	Aug. 25	L	23-35	at Green Bay
Aug. 10	L	20-21	L.A. Raiders	1996			Won 1, Lost 3
Aug. 17	L	27-31	New England	Aug. 2	W	17-7	at Buffalo
Aug. 25	W	14-6	at New Orleans	Aug. 9	L	25-34	at Detroit
1985			Won 4, Lost 0	Aug. 16	L	7-28	Cincinnati
Aug. 10	W	17-14	at Atlanta	Aug. 23	L	19-27	at New England
Aug. 18	W	14-9	at L.A. Raiders	1997			Won 3, Lost 1
Aug. 23	W	37-36	New England	Aug. 2	W	20-8	at Tampa Bay
Aug. 30	W	20-7	at Tampa Bay	Aug. 9	W	18-12	at Tennessee
1986			Won 3, Lost 1	Aug. 16	W	35-31	at Atlanta
Aug. 10	L	7-18	at New England	Aug. 21	L	7-28	at Miami
Aug. 15	W	27-24	Pittsburgh	1998			Won 1, Lost 3
Aug. 23	W	21-13	at Tampa Bay	Aug. 8	L	16-19	Miami
Aug. 29	W	29-21	Atlanta	Aug. 15	W	27-24	at Tennessee
1987			Won 3, Lost 1	Aug. 22	L	17-20	New England
Aug. 14	W	23-17	Pittsburgh	Aug. 28	L	17-27	at Buffalo
Aug. 22	W	30-0	Green Bay(Madison, WI)	1999			Won 3, Lost 1
Aug. 29	L	10-17	at Tampa Bay	Aug. 13	W	20-14	at New England
Sept. 5	W	26-14	at L.A. Rams	Aug. 20	W	20-19	Buffalo
1988			Won 3, Lost 1	Aug. 28	W	27-14	at Pittsburgh
Aug. 5	L	31-44	Pittsburgh	Sept. 3	L	13-16	Tampa Bay
Aug. 13	W	27-10	at Miami	2000			Won 3, Lost 1
Aug. 20	W	45-27	at L.A. Raiders	Aug. 4	L	12-13	at Tampa Bay
Aug. 27	W	34-17	Atlanta (Birmingham, AL)	Aug. 11	W	30-20	vs New England
1989			Won 4, Lost 1	Aug. 19	W	24-0	at Cleveland
Aug. 5	W	31-6	Buffalo (Canton, OH)	Aug. 25	W	17-10	vs Pittsburgh
Aug. 12	W	21-14	at Pittsburgh	2001			Won 1, Lost 3
Aug. 21	L	13-24	at Minnesota	Aug. 12	L	0-20	at Kansas City
Aug. 25	W	35-21	Miami	Aug. 17	L	6-27	vs Atlanta
Sept. 1	W	26-21	at New Orleans	Aug. 24	W	27-25	vs Cleveland
1990			Won 3, Lost 1	Aug. 30	L	13-33	at New England
Aug. 11	L	27-31	Atlanta (Chapel Hill, NC)	2002			Won 4, Lost 1
Aug. 17	W	27-24	Pittsburgh	Aug. 3	W	38-7	American Bowl, vs. SF Osaka, Japan
Aug. 25	W	31-13	at Cleveland	Aug. 10	W	37-30	at Carolina
Aug. 31	W	37-10	L.A. Rams	Aug. 18	W	35-34	vs. Pittsburgh
1991			Won 1, Lost 3	Aug. 24	W	40-10	at Tampa Bay
Aug. 4	L	7-13	at Pittsburgh	Aug. 29	L	14-28	vs. New England
Aug. 10	W	27-6	at New England	2003			Won 1, Lost 3
Aug. 16	L	21-24 (OT)	Cleveland	Aug. 9	L	0-20	at Carolina
Aug. 24	L	9-13	New York Jets (Columbia, SC)	Aug. 10	L	13-20	vs. New England
1992			Won 1, Lost 4	Aug. 24	W	24-3	vs. Baltimore
Aug. 1	L	21-22	Miami (Orlando, FL)	Aug. 28	L	15-17	at Jacksonville
Aug. 8	L	13-14	at NY Jets	2004			Won 3, Lost 2
Aug. 16	L	15-17	San Francisco (London)	Aug. 9	W	20-17	vs Denver-Hall of Fame Game
Aug. 22	W	27-23	at LA Raiders				Canton, OH
Aug. 29	L	0-30	Minnesota	Aug. 14	L	23-20	Carolina
1993			Won 3, Lost 1	Aug. 21	W	17-0	at Miami
Aug. 9	W	41-12	Cleveland	Aug. 27	L	28-3	at St. Louis
Aug. 14	L	10-19	at Miami	Sept. 3	W	27-0	Atlanta
Aug. 22	W	10-3	at Pittsburgh	2005			Won 1, Lost 3
Aug. 27	W	17-3	New York Jets	Aug. 13	L	10-28	at Carolina
1994			Won 1, Lost 3	Aug. 19	L	17-24	Cincinnati
Aug. 8	L	11-13	at Buffalo	Aug. 26	W	17-10	Pittsburgh
Aug. 12	L	14-17	Kansas City	Sept. 1	L	20-26 (OT)	@ Baltimore
Aug. 18	L	17-27	at New England				



Year-by-Year Results

1932.....Won 4, Lost 4, Tied 2

Head Coach-Lud Wray	
Oct. 2.....L	0-14.....Brooklyn.....6,000
Oct. 9.....W	14-6.....NY Giants.....8,000
Oct. 16.....L	0-9.....Chi. Cardinals.....15,000
Oct. 23.....T	0-0.....at NY Giants.....15,000
Oct. 30.....T	7-7.....Chicago Bears.....18,000
Nov. 6.....W	19-6.....Staten Island.....
Nov. 13.....L	0-21.....Green Bay.....16,500
Nov. 20.....L	0-10.....at Portsmouth.....5,000
Nov. 27.....W	8-6.....at Chi. Cardinals.....6,200
Dec. 4.....W	7-0.....at Brooklyn.....20,000

1933.....Won 5, Lost 5, Tied 2

Head Coach-Lone Star Dietz	
Sept. 17.....T	7-7.....at Green Bay.....5,000
Sept. 24.....L	0-7.....at Chicago Bears.....8,000
Oct. 1.....W	21-6.....at Pittsburgh.....15,000
Oct. 8.....W	21-20.....NY Giants.....17,000
Oct. 15.....L	0-13.....Portsmouth.....21,000
Oct. 22.....W	10-0.....Chi. Cardinals.....18,000
Oct. 29.....L	14-16.....Pittsburgh.....7,500
Nov. 5.....W	10-0.....Chicago Bears.....22,820
Nov. 12.....L	0-7.....at NY Giants.....17,601
Nov. 19.....W	20-7.....Green Bay.....16,399
Nov. 26.....L	0-14.....at Brooklyn.....15,000
Dec. 3.....T	0-0.....at Chi. Cardinals.....7,000

1934.....Won 6, Lost 6

Head Coach-Lone Star Dietz	
Sept. 16.....W	7-0.....at Pittsburgh.....17,171
Sept. 30.....L	6-10.....at Brooklyn.....12,500
Oct. 7.....L	13-16.....at NY Giants.....17,033
Oct. 14.....W	39-0.....Pittsburgh.....15,500
Oct. 17.....L	0-24.....at Detroit.....12,000
Oct. 21.....W	6-0.....Philadelphia.....10,344
Oct. 28.....W	9-0.....Chi. Cardinals.....10,000
Nov. 4.....L	0-10.....Green Bay.....23,722
Nov. 11.....L	0-21.....Chicago.....26,000
Nov. 18.....W	14-7.....at Philadelphia.....8,500
Nov. 25.....L	0-3.....at NY Giants.....20,000
Dec. 2.....W	13-3.....Brooklyn.....13,000

1935.....Won 2, Lost 8, Tied 1

Head Coach-Eddie Casey	
Sept. 9.....W	7-3.....Brooklyn.....17,930
Oct. 6.....L	12-20.....NY Giants.....8,000
Oct. 13.....L	7-17.....Detroit.....18,737
Oct. 20.....L	6-17.....at NY Giants.....20,000
Oct. 27.....L	0-6.....at Pittsburgh.....11,379
Oct. 30.....L	0-14.....at Detroit.....14,000
Nov. 3.....L	6-7.....Philadelphia.....10,000
Nov. 10.....L	14-30.....Chicago Bears.....16,423
Nov. 17.....Cancelled	at Philadelphia
Nov. 24.....L	0-6.....Chi. Cardinals.....4,152
Dec. 1.....W	13-3.....Pittsburgh.....5,000
Dec. 8.....T	0-0.....at Brooklyn.....7,500

1936.....Won 7, Lost 5

Head Coach-Ray Flaherty	
Sept. 13.....L	0-10.....at Pittsburgh.....15,622
Sept. 20.....W	26-3.....at Philadelphia.....20,000
Sept. 27.....W	14-3.....at Brooklyn.....15,000
Oct. 4.....L	0-7.....NY Giants.....14,133
Oct. 11.....L	2-31.....at Green Bay.....6,108
Oct. 18.....W	17-7.....Philadelphia.....4,000
Nov. 1.....W	13-10.....Chi. Cardinals.....7,000
Nov. 8.....L	3-7.....Green Bay.....11,220
Nov. 15.....L	0-26.....Chicago Bears.....12,000
Nov. 22.....W	30-6.....Brooklyn.....4,197
Nov. 29.....W	30-0.....Pittsburgh.....4,813
Dec. 6.....W	14-0.....at NY Giants.....18,000

World Championship

Dec. 13.....L	6-21.....* Green Bay.....29,595
---------------	---------------------------------

* Game played at Polo Grounds

1937.....Won 8, Lost 3

Head Coach - Ray Flaherty	
Sept. 15.....W	13-3.....NY Giants.....25,000
Sept. 24.....L	14-21.....Chi. Cardinals.....22,367
Oct. 3.....W	11-7.....at Brooklyn.....16,000
Oct. 10.....L	0-14.....Philadelphia.....7,320
Oct. 17.....W	34-20.....Pittsburgh.....12,835
Oct. 24.....W	10-7.....at Philadelphia.....13,167
Oct. 31.....W	21-0.....Brooklyn.....22,500
Nov. 14.....L	13-21.....at Pittsburgh.....12,242
Nov. 21.....W	16-7.....at Cleveland Rams.....3,500
Nov. 28.....W	14-6.....Green Bay.....30,000
Dec. 5.....W	49-14.....at NY Giants.....49-14

World Championship

Dec. 12.....W	28-21.....at Chicago Bears.....15,878
---------------	---------------------------------------

1938.....Won 6, Lost 3, Tied 2

Head Coach - Ray Flaherty	
Sept. 11.....W	26-23.....at Philadelphia.....20,000
Sept. 18.....T	16-16.....Brooklyn.....23,000
Sept. 25.....W	37-13.....Cleveland Rams.....27,000
Oct. 9.....L	7-10.....NY Giants.....37,500
Oct. 16.....W	7-5.....at Detroit.....42,855
Oct. 23.....W	20-14.....Philadelphia.....3,000
Oct. 30.....T	6-6.....at Brooklyn.....29,913
Nov. 6.....W	7-0.....at Pittsburgh.....12,910
Nov. 13.....L	7-31.....at Chicago Bears.....21,817
Nov. 27.....W	15-0.....Pittsburgh.....12,910
Dec. 4.....L	0-36.....at NY Giants.....57,461

1939.....Won 8, Lost 2, Tied 1

Head Coach - Ray Flaherty	
Sept. 17.....W	7-0.....at Philadelphia.....33,528
Oct. 1.....T	0-0.....NY Giants.....34,712
Oct. 8.....W	41-13.....Brooklyn.....27,092
Oct. 15.....W	44-14.....Pittsburgh.....25,982
Oct. 22.....W	21-14.....at Pittsburgh.....8,602
Oct. 29.....L	14-24.....at Green Bay.....24,308
Nov. 5.....W	7-6.....Philadelphia.....20,444
Nov. 12.....W	42-0.....at Brooklyn.....28,581
Nov. 19.....W	28-7.....Chi. Cardinals.....26,667
Nov. 26.....W	31-7.....Detroit.....36,183
Dec. 3.....L	7-9.....at NY Giants.....62,404

1940.....Won 9, Lost 2

Head Coach - Ray Flaherty	
Sept. 15.....W	24-17.....Brooklyn.....32,763
Sept. 22.....W	21-7.....NY Giants.....34,712
Oct. 6.....W	40-10.....at Pittsburgh.....25,213
Oct. 13.....W	28-21.....Chi. Cardinals.....33,691
Oct. 20.....W	34-17.....Philadelphia.....26,083
Oct. 27.....W	20-14.....at Detroit.....28,090
Nov. 3.....W	37-10.....Pittsburgh.....31,204
Nov. 10.....L	14-16.....at Brooklyn.....33,846
Nov. 17.....W	7-3.....Chicago Bears.....35,231
Nov. 24.....L	7-21.....at NY Giants.....46,439
Dec. 1.....W	13-6.....Philadelphia.....25,838

World Championship

Dec. 8.....L	0-73.....Chicago Bears.....36,034
--------------	-----------------------------------

1941.....Won 6, Lost 5

Head Coach - Ray Flaherty	
Sept. 28.....L	10-17.....NY Giants.....35,677
Oct. 5.....W	3-0.....Brooklyn.....32,642
Oct. 12.....W	24-20.....at Pittsburgh.....18,733
Oct. 19.....W	21-17.....at Philadelphia.....19,071

Oct. 26	W	17-13	...Cleveland Rams	32,820
Nov. 2	W	23-3	...Pittsburgh	30,755
Nov. 9	L	7-13	...at Brooklyn	31,713
Nov. 16	L	21-35	...at Chicago Bears	30,095
Nov. 23	L	13-20	...at NY Giants	49,317
Nov. 30	L	17-22	...Green Bay	35,594
Dec. 7	W	20-14	...Philadelphia	27,102

1942 **Won 10, Lost 1**

Head Coach - Ray Flaherty				
Sept. 20	W	28-14	...Pittsburgh	25,000
Sept. 27	L	7-14	...NY Giants	34,700
Oct. 4	W	14-10	...at Philadelphia	15,500
Oct. 11	W	33-14	...Cleveland Rams	33,250
Oct. 18	W	21-10	...at Brooklyn	25,635
Oct. 25	W	14-0	...at Pittsburgh	37,764
Nov. 1	W	30-27	...Philadelphia	32,668
Nov. 8	W	28-0	...Chi. Cardinals	35,425
Nov. 15	W	14-7	...at NY Giants	30,879
Nov. 22	W	23-3	...Brooklyn	34,450
Nov. 29	W	15-3	...at Detroit	6,044

World Championship				
Dec. 13	W	14-6	...Chicago	36,006

1943 **Won 6, Lost 3, Tied 1**

Head Coach - Arthur "Dutch" Bergman				
Oct. 10	W	27-0	...Brooklyn	35,450
Oct. 17	W	33-7	...at Green Bay	23,058
Oct. 24	W	13-7	...Chi. Cardinals	35,450
Oct. 31	W	48-10	...at Brooklyn	11,471
Nov. 7	T	14-14	...at Phil-Pitt	28,893
Nov. 14	W	42-20	...Detroit	35,450
Nov. 21	W	21-7	...Chicago	35,671
Nov. 28	L	14-27	...Phil-Pitt	35,826
Dec. 5	L	10-14	...at NY Giants	35,826
Dec. 12	L	7-31	...NY Giants	35,540

Eastern Title Playoff				
Dec. 19	W	28-0	...at NY Giants	42,800

World Championship				
Dec. 26	L	21-41	...at Chicago Bears	34,320

1944 **Won 6, Lost 3, Tied 1**

Head Coach - Dudley DeGroot				
Oct. 8	T	31-31	...at Philadelphia	32,549
Oct. 15	W	21-14	...at Boston Yanks	17,758
Oct. 22	W	17-14	...Brooklyn Tigers	35,000
Oct. 29	W	42-20	...Chi-Pitt	35,540
Nov. 5	W	14-10	...Cleveland Rams	35,450
Nov. 12	W	10-0	...at Brooklyn Tigers	20,404
Nov. 19	L	7-37	...Philadelphia	35,540
Nov. 26	W	14-7	...Boston Yanks	35,540
Dec. 3	L	13-16	...at NY Giants	47,457
Dec. 10	L	0-31	...NY Giants	35,540

1945 **Won 8, Lost 2**

Head Coach - Dudley DeGroot				
Oct. 7	L	20-28	...at Boston Yanks	22,685
Oct. 14	W	14-0	...at Pittsburgh	14,050
Oct. 21	W	24-14	...Philadelphia	34,788
Oct. 28	W	24-14	...at NY Giants	55,641
Nov. 4	W	24-21	...Chi. Cardinals	35,000
Nov. 11	W	34-7	...Boston Yanks	34,788
Nov. 18	W	28-21	...Chicago Bears	34,788
Nov. 25	L	0-16	...at Philadelphia	37,306
Dec. 2	W	24-0	...Pittsburgh	34,788
Dec. 9	W	17-0	...NY Giants	34,788

World Championship				
Dec. 16	L	14-15	...at Cleveland Rams	32,178

1946 **Won 5, Lost 5, Tied 1**

Head Coach - A.G. "Turk" Edwards				
Sept. 29	T	14-14	...Pittsburgh	33,620
Oct. 6	W	17-16	...Detroit	33,569

Oct. 13	W	24-14	...NY Giants	33,651
Oct. 20	W	14-6	...at Boston Yanks	24,357
Oct. 27	L	24-28	...Philadelphia	33,691
Nov. 3	L	7-14	...at Pittsburgh	39,060
Nov. 10	W	17-14	...Boston Yanks	33,691
Nov. 17	L	20-24	...at Chicago Bears	43,315
Nov. 24	W	27-10	...at Philadelphia	36,366
Dec. 1	L	7-20	...Green Bay	33,691
Dec. 8	L	0-31	...at NY Giants	60,337

1947 **Won 4, Lost 8**

Head Coach - A.G. "Turk" Edwards				
Sept. 28	L	42-45	...at Philadelphia	35,406
Oct. 5	W	27-26	...Pittsburgh	36,585
Oct. 12	W	28-20	...NY Giants	36,533
Oct. 19	L	10-27	...at Green Bay	28,572
Oct. 26	L	20-56	...Chicago Bears	36,591
Nov. 2	L	14-38	...Philadelphia	36,591
Nov. 9	L	14-21	...at Pittsburgh	36,257
Nov. 16	L	21-38	...at Detroit	17,003
Nov. 23	W	45-21	...Chi. Cardinals	35,362
Nov. 30	L	24-27	...at Boston Yanks	24,800
Dec. 7	L	10-35	...at NY Giants	25,594
Dec. 14	W	40-13	...Boston Yanks	33,226

1948 **Won 7, Lost 5**

Head Coach - A.G. "Turk" Edwards				
Sept. 26	W	17-14	...Pittsburgh	32,593
Oct. 3	W	41-10	...NY Giants	32,593
Oct. 10	L	7-10	...at Pittsburgh	28,969
Oct. 17	L	0-45	...Philadelphia	35,584
Oct. 24	W	23-7	...at Green Bay	13,433
Oct. 31	W	59-21	...Boston Yanks	29,758
Nov. 7	W	23-7	...at Boston Yanks	13,659
Nov. 14	W	46-21	...Detroit	32,528
Nov. 21	L	21-42	...at Philadelphia	36,254
Nov. 28	L	13-48	...at Chicago Bears	42,299
Dec. 5	L	13-41	...Los Angeles	32,970
Dec. 12	W	28-21	...at NY Giants	23,156

1949 **Won 4, Lost 7, Tied 1**

Head Coach - John Whelchel (7 games)				
Head Coach - Herman Ball				
Sept. 26	L	7-38	...at Chi. Cardinals	24,136
Oct. 3	W	27-14	...at Pittsburgh	30,000
Oct. 9	L	35-45	...NY Giants	30,073
Oct. 16	W	38-14	...NY Bulldogs	26,278
Oct. 23	L	14-49	...at Philadelphia	28,855
Oct. 30	T	14-14	...at NY Bulldogs	3,678
Nov. 6	W	27-14	...Pittsburgh	26,038
Nov. 13	L	21-44	...Philadelphia	31,107
Nov. 20	L	21-31	...Chicago Bears	30,418
Nov. 27	L	7-23	...at NY Giants	12,985
Dec. 4	W	30-0	...Green Bay	23,200
Dec. 11	L	27-53	...at Los Angeles	44,899

1950 **Won 3, Lost 9**

Head Coach - Herman Ball				
Sept. 17	W	38-14	...at Baltimore	29,000
Sept. 24	L	21-35	...at Green Bay	14,109
Oct. 1	L	7-26	...Pittsburgh	25,008
Oct. 8	L	17-21	...NY Giants	19,288
Oct. 22	L	28-38	...Chi. Cardinals	27,856
Oct. 29	L	3-35	...at Philadelphia	33,707
Nov. 5	L	21-24	...at NY Giants	23,909
Nov. 12	L	0-33	...Philadelphia	29,407
Nov. 19	L	14-20	...at Cleveland	21,908
Nov. 26	W	38-28	...Baltimore	21,275
Dec. 3	W	24-7	...at Pittsburgh	19,741
Dec. 10	L	21-45	...Cleveland	30,143

1951 **Won 5, Lost 7**

Head Coach - Herman Ball (3 games)				
Head Coach - Dick Todd				
Sept. 30	L	17-35	...at Detroit	27,831
Oct. 7	L	14-35	...NY Giants	23,800
Oct. 14	L	0-45	...at Cleveland	33,968
Oct. 21	W	7-3	...Chi. Cardinals	22,960

Oct. 28	W	27-23	at Philadelphia	20,437
Nov. 4	L	0-27	Chicago Bears	21,737
Nov. 11	L	14-28	at NY Giants	21,242
Nov. 18	W	22-7	at Pittsburgh	15,060
Nov. 25	W	31-21	Los Angeles	26,307
Dec. 2	L	21-35	Philadelphia	23,738
Dec. 9	W	20-17	at Chi. Cardinals	9,459
Dec. 16	L	10-20	Pittsburgh	18,096
1952		 Won 4, Lost 8	

Head Coach - Earl "Curly" Lambeau

Sept. 28	W	23-7	at Chi. Cardinals	17,837
Oct. 5	L	20-35	at Green Bay	9,657
Oct. 12	L	6-17	Chi. Cardinals	24,600
Oct. 19	W	28-24	at Pittsburgh	22,604
Oct. 26	L	15-19	at Cleveland	32,496
Nov. 2	L	23-24	Pittsburgh	25,866
Nov. 9	L	20-38	at Philadelphia	16,932
Nov. 16	L	17-23	San Francisco	28,997
Nov. 23	L	10-14	NY Giants	21,125
Nov. 30	L	24-48	Cleveland	22,679
Dec. 7	W	27-17	at NY Giants	21,237
Dec. 14	W	27-21	Philadelphia	22,488

1953**Won 6, Lost 5, Tied 1**

Head Coach - Earl "Curly" Lambeau

Sept. 27	W	24-13	at Chi. Cardinals	16,055
Oct. 2	T	21-21	at Philadelphia	19,099
Oct. 11	W	13-9	NY Giants	26,241
Oct. 18	L	14-30	Cleveland	33,963
Oct. 25	L	17-27	at Baltimore	34,031
Nov. 1	L	3-27	at Cleveland	47,845
Nov. 8	W	26-17	Chi. Cardinals	19,654
Nov. 15	L	24-27	Chicago Bears	21,392
Nov. 22	W	24-21	at NY Giants	16,887
Nov. 29	W	17-9	at Pittsburgh	17,026
Dec. 6	W	10-0	Philadelphia	21,579
Dec. 13	L	13-14	Pittsburgh	22,057

1954**Won 3, Lost 9**

Head Coach - Joe Kuharich

Sept. 26	L	7-41	at San Francisco	32,085
Oct. 2	L	7-37	at Pittsburgh	22,492
Oct. 10	L	21-51	NY Giants	21,217
Oct. 17	L	21-49	Philadelphia	22,051
Oct. 24	L	7-24	at NY Giants	22,597
Oct. 31	W	24-21	Baltimore	23,567
Nov. 7	L	3-62	at Cleveland	25,158
Nov. 14	W	17-14	Pittsburgh	19,388
Nov. 21	L	16-38	at Chi. Cardinals	15,619
Nov. 28	L	33-41	at Philadelphia	18,517
Dec. 5	L	14-34	Cleveland	21,761
Dec. 12	W	37-20	Chi. Cardinals	18,107

1955**Won 8, Lost 4**

Head Coach - Joe Kuharich

Sept. 25	W	27-17	at Cleveland	30,041
Oct. 1	W	31-30	at Philadelphia	31,891
Oct. 9	L	10-24	Chi. Cardinals	26,337
Oct. 16	L	14-24	Cleveland	29,168
Oct. 23	W	14-13	at Baltimore	51,387
Oct. 30	L	7-35	at NY Giants	17,402
Nov. 6	W	34-21	Philadelphia	25,741
Nov. 13	W	7-0	San Francisco	25,112
Nov. 20	W	31-0	at Chi. Cardinals	16,901
Nov. 27	W	23-14	at Pittsburgh	21,760
Dec. 4	L	20-27	NY Giants	28,556
Dec. 11	W	28-17	Pittsburgh	20,547

1956**Won 6, Lost 6**

Head Coach - Joe Kuharich

Sept. 30	L	13-30	at Pittsburgh	27,718
Oct. 6	L	9-13	at Philadelphia	26,607
Oct. 14	L	3-31	Chi. Cardinals	25,794
Oct. 21	W	20-9	Cleveland	23,332
Oct. 28	W	17-14	at Chi. Cardinals	30,553
Nov. 11	W	18-17	Detroit	28,003

Nov. 18	W	33-7	NY Giants	26,261
Nov. 25	W	20-17	at Cleveland	22,878
Dec. 2	L	14-28	at NY Giants	26,261
Dec. 9	W	19-17	Philadelphia	22,333
Dec. 16	L	0-23	Pittsburgh	21,097
Dec. 23	L	17-19	at Baltimore	32,994

1957**Won 5, Lost 6, Tied 1**

Head Coach - Joe Kuharich

Sept. 29	L	7-28	at Pittsburgh	27,452
Oct. 6	W	37-14	at Chi. Cardinals	18,278
Oct. 13	L	20-24	NY Giants	39,086
Oct. 20	L	14-44	Chi. Cardinals	23,159
Oct. 27	W	31-14	at NY Giants	40,416
Nov. 3	L	17-21	at Cleveland	52,936
Nov. 10	L	17-21	Baltimore	33,149
Nov. 17	T	30-30	Cleveland	27,722
Nov. 24	L	12-21	at Philadelphia	20,730
Dec. 1	W	14-3	at Chicago Bears	39,148
Dec. 8	W	42-7	Philadelphia	21,304
Dec. 15	W	10-3	Pittsburgh	22,577

1958**Won 4, Lost 7, Tied 1**

Head Coach - Joe Kuharich

Sept. 18	W	24-14	at Philadelphia	36,853
Oct. 4	L	10-37	at Chi. Cardinals	21,824
Oct. 12	L	14-21	NY Giants	30,348
Oct. 19	W	37-21	Green Bay	25,228
Oct. 26	L	10-35	at Baltimore	54,403
Nov. 2	L	16-24	at Pittsburgh	19,525
Nov. 9	W	45-31	Chi. Cardinals	26,196
Nov. 16	L	10-20	Cleveland	32,372
Nov. 23	L	0-30	at NY Giants	46,752
Nov. 30	L	14-21	at Cleveland	33,240
Dec. 7	T	14-14	Pittsburgh	23,370
Dec. 14	W	20-0	Philadelphia	22,621

1959**Won 3, Lost 9**

Head Coach - Mike Nixon

Sept. 17	L	21-49	at Chi. Cardinals	21,892
Oct. 4	W	23-17	at Pittsburgh	26,570
Oct. 11	W	23-14	Chi. Cardinals	25,937
Oct. 18	L	6-27	Pittsburgh	28,218
Oct. 25	L	7-34	at Cleveland	42,732
Nov. 1	L	23-30	at Philadelphia	39,854
Nov. 8	W	27-24	Baltimore	32,773
Nov. 15	L	17-31	Cleveland	32,266
Nov. 22	L	0-21	at Green Bay	31,853
Nov. 29	L	14-45	at NY Giants	60,982
Dec. 6	L	14-34	Philadelphia	24,325
Dec. 13	L	10-24	NY Giants	26,198

1960**Won 1, Lost 9, Tied 2**

Head Coach - Mike Nixon

Sept. 25	L	0-20	at Baltimore	53,818
Oct. 9	W	26-14	Dallas	21,142
Oct. 16	T	24-24	at NY Giants	60,625
Oct. 23	T	27-27	at Pittsburgh	25,292
Oct. 30	L	10-31	Cleveland	32,066
Nov. 6	L	7-44	at St. Louis	22,458
Nov. 13	L	13-19	at Philadelphia	39,361
Nov. 20	L	14-26	St. Louis	23,848
Nov. 27	L	10-22	at Pittsburgh	22,334
Dec. 4	L	16-27	at Cleveland	35,211
Dec. 11	L	3-17	NY Giants	14,077
Dec. 18	L	28-38	Philadelphia	20,558

1961**Won 1, Lost 12, Tied 1**

Head Coach - Bill McPeak

Sept. 17	L	3-35	at San Francisco	43,142
Sept. 24	L	7-14	at Philadelphia	50,108
Oct. 1	L	21-24	NY Giants	36,767
Oct. 8	L	7-31	at Cleveland	46,186
Oct. 15	L	0-20	at Pittsburgh	15,072
Oct. 22	L	0-24	St. Louis	28,037
Oct. 29	L	24-27	Philadelphia	31,066

Nov. 5	L	0-53	at NY Giants	56,077
Nov. 12	L	6-17	Cleveland	28,975
Nov. 19	T	29-26	at Dallas	17,500
Nov. 26	L	6-27	Baltimore	41,062
Dec. 3	L	24-36	at St. Louis	16,204
Dec. 10	L	14-30	Pittsburgh	21,134
Dec. 17	W	34-24	Dallas	21,451

1962 **Won 5, Lost 7, Tied 2**

Head Coach - Bill McPeak				
Sept. 16	T	35-35	at Dallas	15,730
Sept. 23	W	17-16	at Cleveland	57,491
Sept. 30	W	24-14	St. Louis	37,419
Oct. 8	W	20-14	Los Angeles	18,104
Oct. 14	T	17-17	at St. Louis	38,264
Oct. 21	W	27-21	at Philadelphia	60,671
Oct. 28	L	34-49	at NY Giants	62,844
Nov. 4	L	10-38	Dallas	49,888
Nov. 11	W	17-9	Cleveland	48,169
Nov. 18	L	21-23	at Pittsburgh	21,231
Nov. 25	L	24-42	NY Giants	49,219
Dec. 2	L	14-37	Philadelphia	32,229
Dec. 8	L	21-34	at Baltimore	56,964
Dec. 15	L	24-27	Pittsburgh	34,508

1963 **Won 3, Lost 11**

Head Coach - Bill McPeak				
Sept. 15	L	14-37	at Cleveland	57,618
Sept. 21	W	37-14	at Los Angeles	29,295
Sept. 29	W	21-17	Dallas	40,101
Oct. 6	L	14-24	NY Giants	49,419
Oct. 13	L	24-37	Philadelphia	49,219
Oct. 20	L	27-38	at Pittsburgh	41,967
Oct. 27	L	7-21	St. Louis	46,921
Nov. 3	L	20-35	at Dallas	18,838
Nov. 10	L	20-24	at St. Louis	18,197
Nov. 17	L	28-34	Pittsburgh	49,219
Nov. 24	W	13-10	at Philadelphia	60,671
Dec. 1	L	20-36	Baltimore	44,006
Dec. 8	L	14-44	at NY Giants	62,992
Dec. 15	L	20-27	Cleveland	40,865

1964 **Won 6, Lost 8**

Head Coach - Bill McPeak				
Sept. 13	L	13-27	Cleveland	47,577
Sept. 20	L	18-24	at Dallas	25,158
Sept. 25	L	10-13	at NY Giants	62,996
Oct. 4	L	17-23	St. Louis	49,219
Oct. 11	W	35-20	Philadelphia	49,219
Oct. 18	L	24-38	at St. Louis	23,748
Oct. 25	W	27-20	Chicago	49,219
Nov. 1	W	21-10	at Philadelphia	60,671
Nov. 8	L	24-34	at Cleveland	76,385
Nov. 15	W	30-0	at Pittsburgh	31,587
Nov. 22	W	28-16	Dallas	49,219
Nov. 29	W	36-21	NY Giants	49,219
Dec. 6	L	7-14	Pittsburgh	49,219
Dec. 13	L	17-45	at Baltimore	60,213

1965 **Won 6, Lost 8**

Head Coach - Bill McPeak				
Sept. 19	L	7-17	Cleveland	48,208
Sept. 26	L	7-27	at Dallas	61,577
Oct. 3	L	10-14	at Detroit	62,627
Oct. 10	L	16-37	St. Louis	50,205
Oct. 17	L	7-38	Baltimore	50,405
Oct. 24	W	24-20	at St. Louis	32,228
Oct. 31	W	23-21	Philadelphia	50,301
Nov. 7	W	23-7	at NY Giants	62,788
Nov. 14	L	14-21	at Philadelphia	60,444
Nov. 21	W	31-3	at Pittsburgh	25,052
Nov. 28	W	34-31	Dallas	50,205

Dec. 5	L	16-24	at Cleveland	77,765
Dec. 12	L	10-27	NY Giants	50,373
Dec. 19	W	35-14	Pittsburgh	49,806

1966 **Won 7, Lost 7**

Head Coach - Otto Graham				
Sept. 11	L	14-38	Cleveland	48,643
Sept. 18	L	7-23	at St. Louis	40,196
Sept. 25	W	33-27	at Pittsburgh	37,505
Oct. 2	W	24-10	Pittsburgh	47,360
Oct. 9	W	33-20	Atlanta	50,116
Oct. 16	L	10-13	at NY Giants	62,865
Oct. 23	W	26-20	St. Louis	50,154
Oct. 30	W	27-13	at Philadelphia	60,658
Nov. 6	L	10-37	at Baltimore	60,238
Nov. 13	L	30-31	Dallas	50,927
Nov. 20	L	3-14	at Cleveland	78,466
Nov. 27	W	72-41	NY Giants	50,439
Dec. 11	W	34-31	at Dallas	64,198
Dec. 18	L	28-37	Philadelphia	

1967 **Won 5, Lost 6, Tied 3**

Head Coach - Otto Graham				
Sept. 17	L	24-35	at Philadelphia	60,709
Sept. 24	W	30-10	at New Orleans	74,937
Oct. 1	W	38-34	NY Giants	50,266
Oct. 8	L	14-17	Dallas	50,566
Oct. 15	T	20-20	at Atlanta	56,538
Oct. 22	T	28-28	at Los Angeles	55,381
Oct. 29	L	13-17	Baltimore	50,574
Nov. 5	L	21-27	St. Louis	50,480
Nov. 12	W	31-28	San Francisco	50,326
Nov. 19	W	27-20	at Dallas	75,538
Nov. 26	L	37-42	at Cleveland	72,798
Dec. 3	T	35-35	Philadelphia	50,451
Dec. 10	W	15-10	at Pittsburgh	22,251
Dec. 17	L	14-30	New Orleans	50,486

1968 **Won 5, Lost 9**

Head Coach - Otto Graham				
Sept. 15	W	38-28	at Chicago	41,321
Sept. 22	L	17-37	at New Orleans	65,941
Sept. 29	L	21-48	at NY Giants	62,797
Oct. 6	W	17-14	Philadelphia	50,816
Oct. 13	W	16-13	Pittsburgh	50,659
Oct. 20	L	14-41	at St. Louis	46,456
Oct. 27	L	10-13	NY Giants	50,839
Nov. 3	L	14-27	at Minnesota	47,644
Nov. 10	W	16-10	at Philadelphia	59,133
Nov. 17	L	24-44	Dallas	50,816
Nov. 24	L	7-27	Green Bay	50,621
Nov. 28	L	20-29	at Dallas	66,076
Dec. 8	L	21-24	Cleveland	50,661
Dec. 15	W	14-3	Detroit	50,123

1969 **Won 7, Lost 5, Tied 2**

Head Coach - Vince Lombardi				
Sept. 21	W	26-20	at New Orleans	73,147
Sept. 28	L	23-27	at Cleveland	82,581
Oct. 5	T	17-17	at San Francisco	35,642
Oct. 12	W	33-17	St. Louis	50,481
Oct. 19	W	20-14	NY Giants	50,352
Oct. 26	W	14-7	at Pittsburgh	46,557
Nov. 2	L	17-41	at Baltimore	60,238
Nov. 9	T	28-28	Philadelphia	50,502
Nov. 16	L	28-41	Dallas	50,474
Nov. 23	W	27-20	Atlanta	50,345
Nov. 30	L	13-24	Los Angeles	50,352
Dec. 7	W	34-29	at Philadelphia	60,658
Dec. 14	W	17-14	New Orleans	50,354
Dec. 21	L	10-20	at Dallas	56,924



1970

Head Coach - Bill Austin		
Sept. 20	L	17-26 at San Francisco
Sept. 27	L	17-27 at St. Louis
Oct. 4	W	33-21 at Philadelphia
Oct. 11	W	31-10 Detroit
Oct. 19	L	20-34 at Oakland
Oct. 25	W	20-0 Cincinnati
Nov. 1	W	19-3 at Denver
Nov. 8	L	10-19 Minnesota
Nov. 15	L	33-35 at NY Giants
Nov. 22	L	21-45 Dallas
Nov. 29	L	24-27 NY Giants
Dec. 6	L	0-34 at Dallas
Dec. 13	W	24-6 Philadelphia
Dec. 20	W	28-27 St. Louis

Won 6, Lost 8

34,984
44,246
60,658
50,414
54,471
50,415
50,705
50,415
62,915
50,415
50,415
57,936
50,415
50,415

	Redskins	Opponents
TOTAL FIRST DOWNS	249	266
Rushing	122	125
Passing	100	125
Penalty	27	16
TOTAL NET YARDS	4,129	4,333
Avg. Per Game	295.1	309.6
Total Plays	815	866
Avg. Per Play	5.1	5.0
NET YARDS RUSHING	2,021	2,068
Avg. Per Game	144.4	147.9
Total Rushes	444	468
NET YARDS PASSING	2,108	2,265
Avg. Per Game	150.6	161.8
Sacked/Yards Lost	29/249	25/169
Gross Yards	2,357	2,434
Att./Completions	342/203	374/205
Completion Pct.	59.4	54.8
Had Intercepted	10	15
PUNT/AVERAGE	61/40.9	56/39.3
PENALTIES/YARDS	65/613	87/930
FUMBLES/LOST	26/14	22/13
TOUCHDOWNS	34	37
Rushing	11	19
Passing	23	14
Returns	0	4

SCORE BY PERIODS	1	2	3	4	OT	PTS
REDSKINS	68	75	72	82	0	297
Opponents	51	89	83	91	0	314

SCORING	TD	Ru	Pa	Rt	Pat	FG	S	TP
Knight	0	0	0	0	33/34	20/27	0	93
Smith	9	0	9	0	0/0	0/0	0	54
Taylor	8	0	8	0	0/0	0/0	0	48
Brown	7	5	2	0	0/0	0/0	0	42
Harraway	5	5	0	0	0/0	0/0	0	30
REDSKINS	34	11	23	0	33/34	20/27	0	297
Opponents	37	19	14	4	36/37	18/26	0	314

RUSHING	No.	Yds.	Avg.	Long	TD
Brown	237	1,125	4.8	75	5
Harraway	146	577	4.0	57	5
Dyer	21	102	4.9	12	0
REDSKINS	444	2,021	4.6	75	11
Opponents	468	2,068	4.5	40	19

PASSING	Att	Comp	Yds	Cmp%	Yds/Att	TD	TD%	Int	Int%	Long	Sack/Lost	Rating
Jurgensen	337	202	2,354	59.9	7.0	23	6.8	10	3.0	66	25/214	91.7
REDSKINS	342	203	2,357	59.4	6.9	23	6.7	10	2.9	66	29/249	90.6
Opponents	374	205	2,434	54.8	6.5	14	3.7	15	4.0	57	24/169	70.5

RECEIVING	No.	Yds.	Avg.	Long	TD
Smith	43	575	13.4	41	9
Taylor	42	593	14.1	41	8
Brown	37	341	9.2	66	2
REDSKINS	203	2,357	11.6	66	23
Opponents	205	2,434	11.9	57	14

INTERCEPTIONS	No.	Yds	Avg.	Long	TD
Owens	4	86	21.5	32	0
Bass	4	37	9.3	22	0
R. Harris	3	67	22.3	25	0
REDSKINS	15	240	16.0	32	0
Opponents	10	181	18.1	41	1

PUNTING	No.	Yds	Avg.	Long	Blk
Bragg	61	2,493	40.9	66	1
Opponents	56	2,199	39.3	68	1

PUNT RETURNS	Ret	Yds	Avg
TD			
R. Harris	14	10	0.7
0			
REDSKINS	27	45	1.7
0			
Opponents	35	259	7.4
0			

KICKOFF RETURNS	No.	Yds	Avg
TD			
Vactor	28	700	25.0
0			
REDSKINS	61	1,223	20.0
0			
Opponents	49	1,181	24.1
1			

FIELD GOALS	1-19	20-29	30-39	40-49	50+
Knight	6/6	5/5	5/7	4/9	0/0
Opponents	3/3	6/10	5/5	4/7	0/1

NOTABLE
Record (Finish): 6-8 (4th NFC East)

National Honors: RB Larry Brown: PFWA All-Pro Team, All-NFC Team, Pro Bowl; C Len Hauss: Pro Bowl; LB Chris Hanburger: All-NFC Team.

Starters: Offense: WR Charley Taylor (14), LT Jim Snowden (14), LG Ray Schoenke (13), C Len Hauss (14), RG Vince Promuto (3), RT Walter Rock (13), TE Jerry Smith (14), WR Pat Richter (1), QB Sonny Jurgensen (14), RB Larry Brown (13), RB Charlie Harraway (13), RG/LG (5/1), RG Roy Schmidt (6), WR Walter Roberts (12), RT Steve Wright (1), WR/RB Henry Dyer (1/1).

Defense: LE/RE Leo Carroll (5/2), LT Floyd Peters (9), RT/RE Bill Brundige (13/1), RE Bruce Anderson (8), LLB Harold McLinton (13), MLB Marlin McKeever (12), RLB Chris Hanburger (14), LCB Pat Fischer (14), RCB Mike Bass (14), LSBig Owens (14), RS Rickie Harris (12), RS Jon Jaqua (2), LLB Tom Rousell (1), MLB Rusty Tillman (2), LT Manny Sistrunk (3), RE/LT/RT Frank Bosch (3/2/1), LE John Hoffman (9).

1971

Won 9, Lost 4, Tie 1

Head Coach - George Allen				
Sept. 19	W	24-17	at St. Louis	46,805
Sept. 26	W	30-3	at New York Giants	62,795
Oct. 3	W	20-16	at Dallas	72,000
Oct. 10	W	22-13	Houston	53,041
Oct. 17	W	20-0	St. Louis	53,041
Oct. 24	L	20-27	at Kansas City	51,989
Oct. 31	W	24-14	New Orleans	53,041
Nov. 7	T	7-7	Philadelphia	53,041
Nov. 14	L	15-16	at Chicago	55,049
Nov. 21	L	0-13	Dallas	53,041
Nov. 28	W	20-13	at Philadelphia	65,358
Dec. 5	W	23-7	New York Giants	53,041
Dec. 13	W	38-24	at Los Angeles	80,402
Dec. 19	L	13-20	Cleveland	53,041
Playoffs				
Dec. 26	L	20-24	at San Francisco	45,327

	Redskins	Opponents
TOTAL FIRST DOWNS	212	214
Rushing	76	72
Passing	113	120
Penalty	23	22
TOTAL NET YARDS	4,029	3,523
Avg. Per Game	287.8	251.6
Total Plays	828	855
Avg. Per Play	4.9	4.1
NET YARDS RUSHING	1,756	1,396
Avg. Per Game	125.4	99.7
Total Rushes	477	408
NET YARDS PASSING	2,273	2,127
Avg. Per Game	162.4	151.9
Sacked/Yards Lost	17/118	36/321
Gross Yards	2,391	2,448
Att./Completions	334/182	411/191
Completion Pct.	54.5	46.5
Had Intercepted	15	29
PUNT/AVERAGE	59/40.5	76/41.4
PENALTIES/YARDS	80/796	92/715
FUMBLES/LOST	32/20	22/12
TOUCHDOWNS		
Rushing	8	7
Passing	13	11
Returns	6	2

SCORE BY PERIODS	1	2	3	4	OT	PTS
REDSKINS	77	103	36	60	0	276
Opponents	26	42	39	83	0	190

SCORING	TD-Ru	Pa-Ri	Pat	FG	S	TP
Knight	0	0	0	27/27	29/49	0
Brown	6	4	2	0/0	0/0	0
Jefferson	4	0	4	0/0	0/0	0
Taylor	4	0	4	0/0	0/0	0
Harraway	2	2	0	0/0	0/0	0
REDSKINS	27	8	13	6	27/27	29/49
Opponents	20	7	11	2	19/20	17/33

RUSHING	No.	Yds	Avg	Long	TD
Brown	253	948	3.7	34	4
Harraway	156	635	4.1	57	2
Mason	31	85	2.7	11	0
REDSKINS	477	1,756	3.7	57	8
Opponents	408	1,396	3.4	40	7

PASSING	Att	Comp	Yds	Cmp%	Yds/Att	TD	TD%	Int	Int%	Long	Sack/Lost	Rating
Kilmer	306	166	2,221	54.2	7.3	13	4.3	13	4.3	71	16/110	74.0
Jurgensen	28	16	170	57.1	6.1	0	0.0	2	7.1		1/8	45.5
REDSKINS	334	182	2,391	54.4	7.2	13	3.8	15	4.4	71	17/118	71.6
Opponents	411	191	2,448	46.4	6.0	11	2.6	29	7.1		36/321	45.1

RECEIVING	No.	Yds	Avg	Long	TD
Jefferson	47	701	14.9	70	4
Dowler	26	352	13.5	30	0
Taylor	24	370	15.4	71	4
REDSKINS	182	2391	13.1	71	13
Opponents	191	2448	12.8	58	11

INTERCEPTIONS	No.	Yds	Avg.	Long	TD
Bass	8	78	10.0	38	1
Petition	5	102	20.4	42	0
Pardee	5	58	11.6	20	0
REDSKINS	29	480	16.6	53	5
Opponents	15	284	18.9	82	1

PUNTING	No.	Yds	Avg	Long	Blk
Bragg	59	2,391	40.5	59	1
Opponents	76	3,147	41.4	59	0

PUNT RETURNS	Ret	Yds	Avg	TD
Duncan	22	233	10.6	0
REDSKINS	44	416	9.5	0
Opponents	16	87	5.4	0

KICKOFF RETURNS	No.	Yds	Avg	TD
Duncan	27	724	26.8	1
REDSKINS	43	913	21.2	1
Opponents	61	1,070	17.5	1

FIELD GOALS	1-19	20-29	30-39	40-49	50+
Knight	10/12	6/9	8/14	3/11	2/3
Opponents	5/5	6/7	3/9	3/9	0/3

NOTABLE
Record (Finish): 9-4-1 (2nd NFC East)

National Honors: RB Larry Brown: All-NFC Team, Pro Bow; C Len Hauss: Pro Bow; WR Roy Jefferson: All-NFC Team, Pro Bow; K Curt Knight: PFWA All-Pro Team, Pro Bow; LB Jack Pardee: All-NFC Team; Coach George Allen: PGWA Coach of the Year.

Starters: Offense: WR Charley Taylor (6), LT Jim Snowden (14), LG Ray Schoenke (14), C Len Hauss (14), RG John Wilbur (14), RT Walter Rock (14), TE Jerry Smith (7), WR Roy Jefferson (4), QB Billy Kilmer (13), RB Larry Brown (13), RB Charlie Harraway (14), QB Sonny Jurgensen (1), WR Boyd Dowler (7), WR Clifton McNeil (1), TE Mack Alston (7), RB Tommy Mason (1).

Defense: LE Ron McDole (14), LT Manny Sistrunk (14), RT Diron Talbert (14), RE Verlon Biggs (13), LLB Jack Pardee (14), MLB Myron Pottios (14), RLB Chris Hanburger (14), LCB Pat Fischer (14), RCB Mike Bass (14), LS Richie Peterson (13), RS Big Owens (14), RE Jimmie Jones (1), LS Jon Jaqua (1).



1972

		Head Coach - George Allen		
Sept. 18	W	24-21	at Minnesota	47,900
Sept. 24	W	24-10	St. Louis	53,039
Oct. 1	L	23-24	at New England	60,999
Oct. 8	W	14-0	Philadelphia	53,039
Oct. 15	W	33-3	at St. Louis	50,454
Oct. 22	W	24-20	Dallas	53,039
Oct. 29	W	23-16	at New York Giants	62,878
Nov. 5	W	35-17	at New York Jets	63,962
Nov. 12	W	27-13	New York Giants	53,039
Nov. 20	W	24-13	Atlanta	53,039
Nov. 26	W	21-16	Green Bay	53,039
Dec. 3	W	23-7	at Philadelphia	65,720
Dec. 9	L	24-34	at Dallas	65,136
Dec. 17	L	17-24	Buffalo Playoffs	53,039
Dec. 24	W	16-3	Green Bay	53,140
Dec. 31	W	26-3	Dallas	53,129
Super Bowl VII, Los Angeles, CA				
Jan. 14	L	7-14	Miami	90,182

Won 11, Lost 3

	Redskins	Opponents
--	----------	-----------

TOTAL FIRST DOWNS	237	223
Rushing	110	95
Passing	106	108
Penalty	21	20
TOTAL NET YARDS	4,275	3,695
Avg. Per Game	305	264
Total Plays	808	830
Avg. Per Play	5.3	4.5
NET YARDS RUSHING	2,082	1,733
Avg. Per Game	149	124
Total Rushes	513	427
NET YARDS PASSING	2,193	1,872
Avg. Per Game	157	134
Sacked/Yards Lost	11/88	35/268
Gross Yards	2,281	2,140
Att./Completions	284/159	368/186
Completion Pct.	55.9	50.5
Had Intercepted	15	17
PUNT/AVERAGE	59/38.5	69/40.7
PENALTIES/YARDS	78/721	64/668
FUMBLES/LOST	27/11	28/16
TOUCHDOWNS	42	23
Rushing	17	12
Passing	21	10
Returns	4	1

SCORE BY PERIODS	1	2	3	4	OT	PTS
REDSKINS	30	105	92	109	0	336
Opponents	58	56	43	61	0	218

SCORING	TD	Flu	Pa	Rt	Pat	FG	S	TP
Knight	0	0	0	0	40/42	14/30	0	82
Brown	12	8	4	0	0/0	0/0	0	72
Smith	7	0	7	0	0/0	0/0	0	42
Taylor	7	0	7	0	0/0	0/0	0	42
Harraway	6	6	0	0	0/0	0/0	0	36
REDSKINS	42	17	21	4	40/42	14/30	1	336
Opponents	23	12	10	1	23/23	19/34	0	218

PASSING	Att	Comp	Yds	Cmp%	Yds/Att	TD	TD%	Int	Int%	Long	Sack/Lost	Rating
Kilmer	225	120	1,648	53.3	7.3	19	8.4	11	4.9	89	9/67	84.6
Jurgens	59	39	633	66.1	10.7	2	3.4	4	6.8	36	2/21	84.9
REDSKINS	284	159	2,281	55.9	8.0	21	7.4	15	5.3	89	11/88	84.8
Opponents	368	186	2,140	50.5	5.8	10	2.7	17	4.6	40	35/268	58.2

RUSHING	No.	Yds	Avg	Long	TD
Brown	285	1,216	4.3	38	8
Harraway	148	567	3.8	24	6
Mul-Key	33	155	4.7	35	1
REDSKINS	513	2,082	4.1	38	17
Opponents	427	1,733	4.1	41	12
RECEIVING	No.	Yds	Avg	Long	TD
Taylor	49	673	13.7	70	7
Jefferson	35	550	15.7	45	3
Brown	32	473	14.8	89	4
REDSKINS	159	2,281	14.3	89	21
Opponents	186	2,140	11.5	40	10

INTERCEPTIONS	No.	Yds	Avg.	Long	TD
Hanburger	4	98	24.5	41	1
Fischer	4	61	15.3	35	0
Bass	3	53	17.7	29	0
REDSKINS	17	287	16.9	41	1
Opponents	15	160	10.7	49	1

PUNTING	No.	Yds	Avg	Long	Bk
Bragg	59	2,273	38.5	62	0
Opponents	69	2802	40.7	58	3

PUNT RETURNS	Ret	FC	Yds	Avg	Lg	TD
Vactor	17	14	88	5.2	28	0
REDSKINS	34	22	159	4.7	28	0
Opponents	20	28	39	2.0	13	0

KICKOFF RETURNS	No.	Yds	Avg	Lg	TD
Duncan	15	364	24.3	41	0
REDSKINS	48	1,133	23.6	44	0
Opponents	53	1,191	22.5	77	0

FIELD GOALS	1-19	20-29	30-39	40-49	50+
Knight	4/4	0/3	6/11	4/8	0/4
Opponents	6/6	4/7	4/9	4/9	1/3

NOTABLE

Record (Finish): 11-3 (NFC Champions)

National Honors: RB Larry Brown: PFWA All-Pro Team, NEA All-Pro Team, All-NFC Team, Pro Bowl; PR Speedy Duncan: Pro Bowl; LB Chris Hanburger: PFWA All-Pro Team, NEA All-Pro Team, All-NFC Team, Pro Bowl; C Len Hauss: PFWA All-Pro Second Team, NEA All-Pro Team, Pro Bowl; QB Billy Kilmer: All-NFC Team, Pro Bowl; WR Charley Taylor: Pro Bowl; DE Verlon Biggs: PFWA All-Pro Second Team; CB Pat Fischer: NEA All-Pro Second Team.

Starters: Offense: WR Charley Taylor (14), LT Terry Hermeling (14), LG Paul Laaveg (14), C Len Hauss (14), RG John Wilbur (14), RT Walter Rock (14), TE Jerry Smith (14), WR Roy Jefferson (14), QB Billy Kilmer (10), RB Larry Brown (12), RB Charlie Harraway (14), QB Sonny Jurgens (4), RB Bob Brunet (1), RB Herb Mul-Key (1)

Defense: LE Ron McDole (14), LT Manny Sistrunk (4), RT Diron Talbert (14), RE Verlon Biggs (14), LLB Jack Pardee (13), MLB/LLB Harold McLinton (7/1), RLB Chris Hanburger (14), LCB Pat Fischer (14), RCB Mike Bass (14), LS Richie Petitbon (3), RS Roosevelt Taylor (14), RT Bill Brundige (10), MLB Myron Pottios (7), LS Brig Owens (11).



1973

Head Coach - George Allen			
Sept. 16	W	38-0	San Diego
Sept. 23	L	27-34	at St. Louis
Sept. 30	W	28-7	at Philadelphia
Oct. 8	W	14-7	Dallas
Oct. 14	W	21-3	at NY Giants
Oct. 21	W	31-13	St. Louis
Oct. 28	L	3-19	at New Orleans
Nov. 5	L	16-21	at Pittsburgh
Nov. 11	W	33-9	San Francisco
Nov. 18	W	22-14	Baltimore
Nov. 22	W	20-0	at Detroit
Dec. 2	W	27-24	New York Giants
Dec. 9	L	7-27	at Dallas
Dec. 16	W	38-20	Philadelphia
Dec. 22	L	20-27	at Minnesota

Won 10, Lost 4

53,589
50,316
64,147
54,314
70,168
54,381
66,315
49,220
54,381
52,675
46,807
53,590
62,195
49,484
at Dallas
Playoffs
at Minnesota

TOTAL FIRST DOWNS

Rushing	76
Passing	131
Penalty	25
TOTAL NET YARDS	3,774
Avg. Per Game	271.2
Total Plays	862
Avg. Per Play	4.4
NET YARDS RUSHING	1,439
Avg. Per Game	102.4
Total Rushes	459
NET YARDS PASSING	2,358
Avg. Per Game	168.8
Sacked/Yards Lost	31/202
Gross Yards	2,560
Att./Completions	373/209
Completion Pct.	56.2
Had Intercepted	14
PUNT/AVERAGE	64/40.3
PENALTIES/YARDS	81/771
FUMBLES/LOST	32/18
TOUCHDOWNS	37
Rushing	9
Passing	20
Returns	8

Redskins

232
89
119
25
3,774
269.6
937
4.0
1,603
114.5
480
2,171
155.0
53/360
2,531
404/203
50.2
26
81/38.4
86/708
35/18
21
8
12
1

Opponents

233
89
119
25
3,774
269.6
937
4.0
1,603
114.5
480
2,171
155.0
53/360
2,531
404/203
50.2
26
81/38.4
86/708
35/18
21
8
12
1

SCORE BY PERIODS

	1	2	3	4	OT	PTS
REDSKINS	72	70	57	126	0	325
Opponents	44	62	45	47	0	198

SCORING

	TD	Ru	Pa	Rt	Pat	FG	S	TP
Knight	0	0	0	0	37/37	22/42	0	103
Brown	14	8	6	0	0/0	0/0	0	84
C. Taylor	7	0	7	0	0/0	0/0	0	42
Harraway	4	1	3	0	0/0	0/0	0	24
REDSKINS	37	9	20	8	37/37	22/42	0	325
Opponents	21	8	12	1	21/21	17/28	0	198

RUSHING

	No.	Yds	Avg	Long	TD
Brown	273	860	3.2	27	8
Harraway	128	452	3.5	16	1
Thomas	32	95	3.0	13	0
REDSKINS	459	1,439	3.1	27	9
Opponents	480	1,603	3.3	35	8

PASSING

	Att	Comp	Yds	Cmp%	Yds/Att	TD	TD%	Int	Int%	Long	Sack/Lost	Rating
Kilmer	228	122	1,656	53.7	7.3	14	6.2	9	4.0	64t	15/88	81.3
Jurgensen	145	87	904	60.0	6.2	6	4.1	5	3.4	36	16/114	77.6
REDSKINS	373	209	2,560	56.2	6.9	20	5.4	14	3.8	64t	31/202	75.5
Opponents	404	203	2,531	50.2	6.3	12	2.9	26	6.4	73	53/360	53.1

RECEIVING

	No.	Yds	Avg	Long	TD
C. Taylor	59	801	13.6	53	7
Jefferson	41	595	14.5	36	1
Brown	40	482	12.0	64	6
REDSKINS	209	2,560	12.2	64	20
Opponents	203	2,531	12.5	73	12

INTERCEPTIONS

	No.	Yds	Avg.	Long	TD
Houston	6	32	5.3	22	0
Bass	5	161	32.2	68	1
Owens	5	123	24.6	27	1
REDSKINS	26	598	23.0	68	4
Opponents	14	173	12.4	64	0

PUNTING

	No.	Yds	Avg	Long	Blk
Bragg	64	2,581	40.3	61	0
Opponents	81	3,112	38.4	62	4

PUNT RETURNS

	Ret	FC	Yds	Avg	Lg	TD
Duncan	28	11	218	7.8	22	0
REDSKINS	40	17	321	8.0	27	0
Opponents	14	30	104	7.4	37	0

KICKOFF RETURNS

	No.	Yds	Avg	Lg	TD
Mul-Key	36	1,011	28.1	97	1
REDSKINS	43	1,118	26.0	97	1
Opponents	61	1,237	20.3	97	1

FIELD GOALS

	1-19	20-29	30-39	40-49	50+
Knight	8/8	5/7	6/13	3/9	0/5
Opponents	3/3	6/8	6/11	2/5	0/1

NOTABLE

Record (Finish): 10-4 (2nd NFC East)

National Honors: LB Chris Hanburger: NEA All-Pro Team, PFWA All-Pro Second Team, All-NFC Team, Pro Bowl; FS Ken Houston: NEA All-Pro Second Team, PFWA All-Pro Second Team, All-NFC Team, Pro Bowl; KR Herb Mul-Key: Pro Bowl; WR Charley Taylor: Pro Bowl; C Len Hauss: PFWA All-Pro Second Team.

Starters: Offense: WR Charley Taylor (14), LT Terry Hermeling (13), LG Paul Laaveg (14), C Len Hauss (14), RG John Wilbur (14), RT Walter Rock (6), TE Alvin Reed (5), WR Roy Jefferson (14), QB Billy Kilmer (10), RB Larry Brown (14), RB Charlie Harraway (14), LT Ray Schoenke (1), RT George Starke (6), TE Jerry Smith (9), QB Sonny Jurgensen (4).

Defense: LE Ron McDole (14), LT Manny Sistrunk (2), RT Diron Talbert (14), RE Verlon Biggs (14), LLB Dave Robinson (14), MLB Harold McLinton (8), RLB Chris Hanburger (14), LCB Pat Fischer (14), RCB Mike Bass (14), LS Ken Houston (14), RS Brig Owens (14), LT Bill Brundidge (12), MLB Myron Pottios (6).

1974

		Head Coach - George Allen		Won 10, Lost 4	
Sept. 15	W	13-10	at New York Giants	51,764	
Sept. 22	L	10-17	St. Louis	53,888	
Sept. 30	W	30-3	Denver	54,395	
Oct. 6	L	17-28	at Cincinnati	56,175	
Oct. 13	W	20-17	Miami	54,395	
Oct. 20	W	24-3	New York Giants	53,363	
Oct. 27	L	20-23	at St. Louis	50,767	
Nov. 3	W	17-6	at Green Bay	56,267	
Nov. 10	W	27-20	at Philadelphia	65,947	
Nov. 17	W	28-21	Dallas	54,395	
Nov. 24	W	28-7	Philadelphia	54,395	
Nov. 28	L	23-24	at Dallas	63,243	
Dec. 9	W	23-17	at Los Angeles	87,313	
Dec. 15	W	42-0	Chicago	52,085	
Playoffs					
Dec. 22	L	10-19	at Los Angeles	80,118	

	Redskins	Opponents
TOTAL FIRST DOWNS	249	210
Rushing	77	79
Passing	156	114
Penalty	16	17
TOTAL NET YARDS	4,255	3,275
Avg. Per Game	303.9	234.0
Total Plays	908	843
Avg. Per Play	4.7	3.9
NET YARDS RUSHING	1,440	1,439
Avg. Per Game	102.3	102.8
Total Rushes	471	412
NET YARDS PASSING	2,809	1,839
Avg. Per Game	200.6	131.4
Sacked/Yards Lost	25/176	31/250
Gross Yards	2,978	2,102
Att./Completions	413/254	400/197
Completion Pct.	61.5	49.3
Had Intercepted	11	25
PUNT/AVERAGE	73/38.1	81/38.5
PENALTIES/YARDS	78/661	69/529
FUMBLES/LOST	17/9	28/15
TOUCHDOWNS	38	24
Rushing	11	7
Passing	22	13
Returns	5	4

SCORE BY PERIODS	1	2	3	4	OT	PTS
REDSKINS	37	120	61	102	0	320
Opponents	49	41	71	35	0	196

SCORING	TD	Ru	Pa	Rt	Pat	FG	S	TP
Moseley	0	0	0	0	27/30	18/30	0	81
Brown	7	3	4	0	0/0	0/0	0	42
Thomas	6	5	1	0	0/0	0/0	0	36
Taylor	5	0	5	0	0/0	0/0	0	30
Jefferson	4	0	4	0	0/0	0/0	0	24
REDSKINS	38	11	22	5	35/38	19/31	0	320
Opponents	24	7	13	4	22/24	10/14	0	196

PASSING	Att	Comp	Yds	Cmp%	Yds/Att	TD	TD%	Int	Int%	Long	Sack/Lost	Rating
Jurgensen	167	107	1,185	64.1	7.1	11	6.6	5	3.0	44	10/69	94.6
Kilmer	234	137	1,632	58.5	7.0	10	4.3	6	2.6	51	13/96	83.4
Theismann	11	9	145	81.8	13.2	1	9.1	0	0.0	69	0/0	149.1
REDSKINS	413	254	2,978	61.5	7.2	22	5.3	11	2.6	69	25/176	86.4
Opponents	399	197	2,102	49.3	5.3	13	3.2	24	6.0	52	31/256	51.0

RUSHING	No.	Yds	Avg	Long	TD
Brown	163	430	3.2	16	3
Denson	103	391	3.8	23	0
Thomas	95	347	3.7	66	5
REDSKINS	471	1,440	3.1	66	11
Opponents	412	1,439	3.5	75	7

RECEIVING	No.	Yds	Avg	Long	TD
Taylor	54	738	13.7	51	5
J. Smith	44	554	12.6	30	3
Jefferson	43	654	15.2	43	4
REDSKINS	254	2,978	11.7	69	22
Opponents	197	2,102	10.7	52	13

INTERCEPTIONS	No.	Yds	Avg.	Long	TD
Stone	5	95	19.0	31	0
Hanburger	4	6	1.5	5	0
Owens	4	59	14.8	24	0
REDSKINS	25	328	13.1	37	2
Opponents	11	79	7.2	53	1

PUNTING	No.	Yds	Avg	Long	Blk
Bragg	73	2,780	38.1	51	1
Opponents	81	3,119	38.5	64	2

PUNT RETURNS	Plays	FC	Yds	Avg	Lg	TD
Theismann	15	3	157	10.5	44	0
REDSKINS	45	6	453	10.1	58	1
Opponents	51	3	458	9.0	50	1

KICKOFF RETURNS	No.	Yds	Avg	Lg	TD
L. Jones	23	672	29.2	102	1
REDSKINS	45	1,166	25.9	102	1
Opponents	64	1,379	21.5	52	0

FIELD GOALS	1-19	20-29	30-39	40-49	50+
Moseley	1/1	2/5	9/13	6/10	0/1
Opponents	0/0	2/2	5/8	3/4	0/0

NOTABLE
Record (Finish): 10-4 (2nd NFC East)

National Honors: LB Chris Hanburger: NEA All-Pro Second Team, All-NFC Team, Pro Bowl; SS Ken Houston: NEA All-Pro Second Team, All-NFC Team, Pro Bowl; DT Diron Talbert: Pro Bowl; WR Charley Taylor: All-NFC Team, Pro Bowl.

Starters: Offense: WR Charley Taylor (14), LT Ray Schoenke (13), LG Paul Laaveg (14), C Len Hauss (14), RG Walt Sweeney (14), RT George Starke (14), TE Jerry Smith (14), WR Roy Jefferson (13), QB Billy Kilmer (10), RB Larry Brown (11), RB Larry Smith (6), QB Sonny Jurgensen (4), LT Jim Tyrer (1), WR Frank Grant (1), RB Duane Thomas (3), RB Moses Denson (6).

Defense: LE Ron McDole (13), LT Manuel Sistrum (1), RT Diron Talbert (14), RE Verlon Biggs (14), LLB Dave Robinson (14), MLB Harold McLinton (13), RLB Chris Hanburger (14), LCB Pat Fischer (14), RCB Mike Bass (14), LS Ken Houston (14), RS Brig Owens (14), LT Bill Brundige (13), LE Deacon Jones (1), MLB Russ Tillman (1).

1975

		Head Coach - George Allen		
Sept.21	W	41-3	New Orleans	53,824
Sept. 28	W	49-13	New York Giants	54,953
Oct. 5	L	10-26	at Philadelphia	66,090
Oct. 13	W	27-17	St. Louis	54,693
Oct. 19	L	10-13	at Houston	49,566
Oct. 26	W	23-7	at Cleveland	56,702
Nov. 2	W	30-24	• Dallas	55,004
Nov. 9	W	21-13	at New York Giants	57,242
Nov. 16	L	17-20	• at St. Louis	49,919
Nov. 23	L	23-26	• Oakland	53,582
Nov. 30	W	31-30	Minnesota	54,498
Dec. 7	W	30-27	at Atlanta	52,809
Dec. 13	L	10-31	at Dallas	61,091
Dec. 21	L	3-26	Philadelphia	49,385

• overtime

Won 8, Lost 6

RUSHING	No.	Yds	Avg	Long	TD
M. Thomas	235	919	3.9	34	4
L. Brown	97	352	3.6	43	3
Denson	56	195	3.5	14	0
REDSKINS	444	1,752	3.9	43	9
Opponents	525	2,033	3.9	53	11

RECEIVING	No.	Yds	Avg	Long	TD
Taylor	53	744	14.0	64	6
Grant	41	776	18.9	98t	8
M. Thomas	40	483	12.0	33	3
REDSKINS	229	3092	13.5	98t	26
Opponents	217	2706	12.5	62t	17

INTERCEPTIONS	No.	Yds	Avg.	Long	TD
Bass	4	85	21.3	30	0
Houston	4	33	8.3	19	0
Hanburger	3	81	27.0	37	0
REDSKINS	18	335	18.6	57	0
Opponents	29	469	16.2	89	4

PUNTING	No.	Yds	Avg	Long	Blk
Bragg	72	2,924	40.6	63	0
Opponents	87	3,384	38.9	60	1

PUNT RETURNS	Ret	FC	Yds	Avg	Lg	TD
Jones	53	5	407	7.7	52	1
REDSKINS	61	9	464	7.6	52	1
Opponents	38	13	240	6.3	19	0

KICKOFF RETURNS	No.	Yds	Avg	Lg	TD
Jones	47	1,086	23.1	44	0
REDSKINS	58	1,296	22.3	50	0
Opponents	64	1,357	21.2	93	1

FIELD GOALS	1-19	20-29	30-39	40-49	50+
Moseley	0/0	1/3	9/10	6/9	0/3
Opponents	1/1	9/12	3/8	4/9	0/0

NOTABLE

Record (Finish): 8-6 (3rd NFC East)

National Honors: SS Ken Houston: PFWA All-Pro Team, NEA All-Pro Team, All-NFC Team, Pro Bowl; LB Chris Hanburger: PFWA All-Pro Second Team, NEA All-Pro Second Team, All-NFC Team, Pro Bowl; WR Charley Taylor: All-NFC Team, Pro Bowl; RB Mike Thomas: PFWA All-Rookie Team.

Starters: Offense: WR Charley Taylor (14), LT Tim Stokes (5), LG Paul Laaveg (8), C Len Hauss (14), RG/LG Ray Schoenke (11/8), RT George Starke (14), TE Jerry Smith (14), WR Roy Jefferson (5), QB Billy Kilmer (13), RB Moses Denson (9), RB Larry Brown (8), LT Terry Hemeling (9), RG Walter Sweeney (13), WR Frank Grant (9), QB Randy Johnson (1), RB Mike Thomas (9).

Defense: LE Ron McDole (14), LT Bill Brundige (13), RT Riton Talbert (13), RE Dennis Johnson (14), LLB Brad Dusek (14), MLB Harold McLinton (14), RLB Chris Hanburger (14), LCB Pat Fischer (11), RCB Mike Bass (14), LS Ken Houston (14), RS/LCB Bryant Salter (11/2), LCB Spencer Thomas (1), RT Dave Butz (1), LT Manny Sistrunk (1), RB Rig Owens (3).

	Redskins	Opponents
TOTAL FIRST DOWNS	272	255
Rushing	97	105
Passing	150	128
Penalty	25	22
TOTAL NET YARDS	4,669	4,465
Avg. Per Game	333.5	318.9
Total Plays	919	951
Avg. Per Play	5.1	4.7
NET YARDS RUSHING	1,752	2,033
Avg. Per Game	125.1	145.2
Total Rushes	444	525
NET YARDS PASSING	2,917	2,432
Avg. Per Game	208.4	173.7
Sacked/Yards Lost	27/175	36/274
Gross Yards	3,092	2,706
Att./Completions	448/229	390/217
Completion Pct.	51.1	55.6
Had Intercepted	29	18
PUNT/AVERAGE	72/40.6	87/38.9
PENALTIES/YARDS	78/723	89/772
FUMBLES/LOST	28/17	27/19
TOUCHDOWNS	40	33
Rushing	9	11
Passing	28	17
Returns	3	5

SCORE BY PERIODS	1	2	3	4	OT	PTS
REDSKINS	49	109	44	117	6	325
Opponents	29	88	63	90	6	276

SCORING	TD	Ru	Pa	Rt	Pat	FG	S	TP
Moseley	0	0	0	0	37/39	16/25	0	85
Grant	8	0	8	0	0/0	0/0	0	48
M. Thomas	7	4	3	0	0/0	0/0	0	42
Taylor	6	0	6	0	0/0	0/0	0	36
L. Brown	5	3	2	0	0/0	0/0	0	30
REDSKINS	40	9	28	3	37/39	16/25	0	325
Opponents	33	11	17	5	27/33	17/30	0	276

PASSING	Att	Comp	Yds	Cmp%	Yds/Att	TD	TD%	Int	Int%	Long	Sack/Lost	Rating
Kilmer	346	178	2440	51.4	7.1	23	6.6	16	4.6	96	23/138	77.1
Johnson	79	41	556	51.9	7.0	4	5.1	10	12.7	36	2/19	52.1
Theismann	22	10	96	45.5	4.4	1	4.5	3	13.6	30	2/18	33.6
REDSKINS	448	229	3,092	51.1	6.9	28	6.3	29	6.5	96	27/175	67.3
Opponents	390	217	2,706	55.6	6.9	17	4.4	18	4.6	68	36/274	72.7

1976

		Head Coach - George Allen		
Sept. 12	W	19-17	New York Giants	54,245
Sept. 19	W	31-7	Seattle	53,174
Sept. 27	W	20-17	* at Philadelphia	60,131
Oct. 3	L	7-33	at Chicago	52,105
Oct. 10	L	30-33	Kansas City	53,060
Oct. 17	W	20-7	Detroit	45,908
Oct. 25	W	20-10	St. Louis	48,325
Oct. 31	L	7-20	Dallas	55,004
Nov. 7	W	24-21	at San Francisco	56,134
Nov. 14	L	9-12	at New York Giants	72,975
Nov. 21	W	16-10	at St. Louis	49,833
Nov. 28	W	24-0	Philadelphia	54,292
Dec. 5	W	37-16	at New York Jets	46,638
Dec. 12	W	27-14	at Dallas	59,916
				Playoffs
Dec. 18	L	20-35	at Minnesota	47,221

* overtime

Won 10, Lost 4

	Redskins	Opponents
TOTAL FIRST DOWNS	255	215
Rushing	114	109
Passing	122	91
Penalty	19	15
TOTAL NET YARDS	4,096	4,070
Avg. Per Game	292.6	290.7
Total Plays	956	952
Avg. Per Play	4.3	4.3
NET YARDS RUSHING	2,111	2,205
Avg. Per Game	150.8	157.5
Total Rushes	548	555
NET YARDS PASSING	1,985	1,917
Avg. Per Game	141.8	136.9
Sacked/Yards Lost	38/303	44/324
Gross Yards	2,288	2,241
Att./Completions	370/187	355/146
Completion Pct.	50.5	41.1
Had Intercepted	20	26
PUNTS/AVERAGE	90/38.9	93/38.9
NET PUNTING AVG.	90/32.9	93/30.0
PENALTIES/YARDS	90/868	95/818
FUMBLES/LOST	36/23	38/22
TOUCHDOWNS	32	23
Rushing	10	12
Passing	20	11
Returns	2	0

SCORE BY PERIODS	1	2	3	4	OT	PTS
REDSKINS	46	74	73	95	3	291
Opponents	39	68	40	70	0	217

SCORING	TD-Ru	Pa-Rt	Pat	FG	S	TP
Moseley	0	0	0	31/32	22/34	0
Thomas	9	5	4	0/0	0/0	0
Fugett	6	0	6	0/0	0/0	0
Grant	5	0	5	0/0	0/0	0
Riggins	4	3	1	0/0	0/0	0
REDSKINS	32	10	20	31/32	22/34	1
Opponents	23	12	11	22/23	19/30	0

RUSHING	No.	Yds	Avg	Long	TD
Thomas	254	1,101	4.3	28	5
Riggins	162	572	3.5	15	3
Hill	79	301	3.8	15	1
REDSKINS	548	2,111	3.9	28	10
Opponents	555	2,205	4.0	80†	12

PASSING	Att	Comp	Yds	Cmp%	Yds/Att	TD	TD%	Int	Int%	Long	Sack/Lost	Rating
Kilmer	206	108	1,252	52.4	6.1	12	5.8	10	4.9	53	15/125	70.0
Theismann	183	79	1,036	48.5	6.4	8	4.9	10	6.1	44	22/172	59.9
REDSKINS	370	187	2,288	50.5	6.2	20	5.4	20	5.4	53	38/303	65.9
Opponents	355	146	2,241	41.1	6.3	11	3.1	26	7.3	85	44/324	42.5

RECEIVING	No.	Yds	Avg	Long	TD
Grant	50	818	16.4	53†	5
Thomas	28	290	10.4	34	4
Jefferson	27	364	13.5	27	2
REDSKINS	187	2,268	12.3	53†	20
Opponents	146	2,241	15.3	85†	11

INTERCEPTIONS	No.	Yds	Avg.	Long	TD
Lavender	8	77	9.6	28	0
Fischer	5	38	7.6	32	0
Houston	4	25	6.3	12	0
REDSKINS	26	190	7.3	32	0
Opponents	20	149	7.5	31	0

PUNTING	No.	Yds	Avg	Net	TB	In	Lg	Blk
Bragg	90	3,503	38.9	32.9	11	15	56	0
Opponents	93	3,621	38.9	30.0	7	18	61	0

PUNT RETURNS	Ret	FC	Yds	Avg	Lg	TD
E. Brown	48	8	646	13.5	71†	1
REDSKINS	52	9	688	13.2	71†	1
Opponents	44	12	323	7.3	29	0

KICKOFF RETURNS	No.	Yds	Avg	Lg	TD
E. Brown	30	738	24.6	67	0
REDSKINS	50	1,066	21.3	67	0
Opponents	63	1,018	16.2	48	0

FIELD GOALS	1-19	20-29	30-39	40-49	50+
Moseley	1/1	7/8	8/11	6/13	0/1
Opponents	0/0	4/5	9/13	4/9	2/3

NOTABLE
Record (Finish): 10-4 (2nd NFC East)

National Honors: PR Eddie Brown: AP All-Pro Second Team, Pro Bowl; LB Chris Hanburger: NEA All-Pro Team, All-NFL Team, UPI All-NFC Team, Pro Bowl; SS Ken Houston: PFWA All-Pro Team, NEA All-Pro Team, All-NFL Team, UPI All-NFC Team, Pro Bowl; RB Mike Thomas: Pro Bowl.

Starters: Offense: WR Frank Grant (14), LT Tim Stokes (14), LG Ron Saul (11), C Len Hauss (14), RG Terry Hermeling (12), RT George Starke (14), TE Jean Fugett (12), WR Roy Jefferson (14), QB Billy Kilmer (9), RB John Riggins (14), RB Mike Thomas (12), QB Joe Theismann (5), LG/RG Dan Nugent (3/2), TE Jerry Smith (2).

Defense: LE Ron McDole (14), LT/RE Bill Brundige (4/2), RT Diron Talbert (14), RE Dennis Johnson (12), LLB Brad Dusek (14), MLB Harold McClinton (14), RLB Chris Hanburger (14), LCB Pat Fischer (14), RCB Joe Lavender (14), LS Ken Houston (14), RS Jake Scott (12), RT Dave Butz (10), RS Brig Owens (2).



1977

Head Coach - George Allen		
Sept. 18	L	17-20 at New York Giants
Sept. 25	W	10-6 Atlanta
Oct. 2	W	24-14 St. Louis
Oct. 9	W	10-0 at Tampa Bay
Oct. 16	L	16-34 at Dallas
Oct. 23	L	6-17 New York Giants
Oct. 30	W	23-17 Philadelphia
Nov. 7	L	3-10 at Baltimore
Nov. 13	W	17-14 at Philadelphia
Nov. 21	W	10-9 Green Bay
Nov. 27	L	7-14 Dallas
Dec. 4	W	10-0 at Buffalo
Dec. 10	W	26-20 at St. Louis
Dec. 17	W	17-14 Los Angeles Rams

Won 9, Lost 5

76,086
55,031
55,031
58,571
62,115
53,903
55,031
57,740
60,702
51,498
55,031
22,975
36,067
54,208

RECEIVING	No.	Yds	Avg	Long	TD
Fugett	36	631	17.5	52	5
Grant	34	480	14.1	59	3
Thomas	28	245	8.8	25	2
REDSKINS	183	2,284	12.5	59	15
Opponents	167	2,430	14.6	82	12

INTERCEPTIONS	No.	Yds	Avg.	Long	TD
Houston	5	69	13.8	31	0
Lavender	4	36	9.0	31	0
Williams	4	25	6.3	25	0
REDSKINS	21	188	9.0	31	0
Opponents	16	296	18.5	45	1

PUNTING	No.	Yds	Avg	Net	TB	In	Lg	Blk
Bragg	91	3502	38.5	35.3	3	29	56	0
Opponents	94	3476	37.0	31.1	5	12	75	0

PUNT RETURNS	Ret	FC	Yds	Avg	Lg	TD
Brown	57	8	452	7.9	43	0
Opponents	50	7	228	4.6	50	0

KICKOFF RETURNS	No.	Yds	Avg	Lg	TD
Brown	34	852	25.1	46	0
REDSKINS	47	1,087	23.1	46	0
Opponents	54	1,033	19.1	46	0

FIELD GOALS	1-19	20-29	30-39	40-49	50+
Moseley	1/1	3/3	4/5	9/22	4/6
Opponents	0/0	6/7	2/8	5/11	1/3

NOTABLE

Record: (Finish): 9-5 (2nd NFC East)

National Honors: TE Jean Fugett: UPI All-NFC Team, Pro Bowl; SS Ken Houston: NEA First Team All-Pro, All-NFL Team, UPI All-NFC Team, Pro Bowl; PR Eddie Brown: Pro Bowl.

Starters: Offense: WR Charley Taylor (7), LT Tim Stokes (14), LG Ron Saul (14), C Len Hauss (14), RG Terry Hemeling (12), RT George Starke (14), TE Jean Fugett (14), WR Frank Grant (14), QB Billy Kilmer (8), RB Mike Thomas (13), RB John Riggins (5), WR Danny Buggs (7), RG Dan Nugent (2), QB Joe Theismann (6), RB Calvin Hill (1), RB Clarence Harmon (9).

Defense: LE Ron McDole (14), LT Dave Butz (8), RT Ron Talbert (14), RE Dennis Johnson (11), LB Brad Dusek (14), MLB Harold McLinton (14), RLB Mike Curtis (10), LCB Gerard Williams (11), RCB Joe Lavender (14), SS Ken Houston (14), FS Jake Scott (14), LT Bill Brundige (6), RE Karl Lorch (3), RLB Chris Hanburger (4), LCB Pat Fischer (3).

	Redskins	Opponents
TOTAL FIRST DOWNS	227	234
Rushing	79	112
Passing	124	102
Penalty	24	20
POSSESSION AVG.	29:52	30:08
TOTAL NET YARDS	3,615	4,110
Avg. Per Game	258.2	293.6
Total Plays	937	961
Avg. Per Play	3.9	4.3
NET YARDS RUSHING	1,752	2,039
Avg. Per Game	125.1	145.6
Total Rushes	502	537
NET YARDS PASSING	1,863	2,071
Avg. Per Game	133.1	147.9
Sacked/Yards Lost	52/421	45/359
Gross Yards	2,284	2,430
Att./Completions	383/183	380/167
Completion Pct.	47.8	43.9
Had Intercepted	16	21
PUNTI/AVERAGE	91/38.5	94/37.0
NET PUNTING AVG.	91/35.3	94/31.1
PENALTIES/YARDS	94/802	100/857
FUMBLES/LOST	26/14	27/12
TOUCHDOWNS	19	21
Rushing	4	8
Passing	15	12
Returns	0	1

SCORE BY PERIODS	1	2	3	4	OT	PTS
REDSKINS	6	42	33	57	0	196
Opponents	17	37	32	103	0	189

SCORING	TD-Ru	Pa-Rl	Pat	FG	S	TP
Moseley	0	0	0	0	19/19	21/37
Thomas	5	3	2	0	0/0	0/0
Fugett	5	0	5	0	0/0	0/0
Grant	3	0	3	0	0/0	0/0
Riggins	2	0	0	0	0/0	0/0
REDSKINS	19	4	15	0	19/19	21/37
Opponents	21	8	12	1	21/21	14/29

RUSHING	No.	Yds	Avg	Long	TD
Thomas	228	806	3.5	31	3
Harmon	94	310	3.3	21	0
Hill	69	257	3.7	34	0
REDSKINS	502	1,752	3.5	34	4
Opponents	537	2039	3.8	44	8

PASSING	Att	Comp	Yds	Cmp%	Yds/Att	TD	TD%	Int	Int%	Long	Sack/Lost	Rating
Kilmer	201	99	1,187	49.3	5.9	8	4.0	7	3.5	59	22/189	66.5
Theismann	182	84	1,097	46.2	6.0	7	3.9	9	4.9	52	30/241	57.9
REDSKINS	383	183	2,284	47.8	5.9	15	3.9	16	4.2	59	52/421	62.3
Opponents	380	167	2,430	43.9	6.4	12	3.2	21	5.5	82	45/359	52.9

1978

Head Coach - Jack Pardee		
Sept. 3	W	16-14 at New England
Sept. 10	W	35-30 Philadelphia
Sept. 17	W	28-10 at St. Louis
Sept. 24	W	23-3 New York Jets
Oct. 2	W	9-5 Dallas
Oct. 8	W	21-19 at Detroit
Oct. 15	L	10-17 at Philadelphia
Oct. 22	L	6-17 at New York Giants
Oct. 29	W	38-20 San Francisco
Nov. 6	L	17-21 at Baltimore
Nov. 12	W	16-13 * New York Giants
Nov. 19	L	17-27 St. Louis
Nov. 23	L	10-37 at Dallas
Dec. 3	L	0-16 Miami
Dec. 10	L	17-20 at Atlanta
Dec. 16	L	10-14 Chicago

* overtime

Won 8, Lost 8

55,037
54,380
49,282
54,729
55,031
60,555
65,722
76,192
53,706
57,631
53,271
52,460
64,905
52,860
54,178
49,774

Redskins Opponents

TOTAL FIRST DOWNS	261	283
Rushing	99	131
Passing	134	133
Penalty	28	19
TOTAL NET YARDS	4,648	4,914
Avg. Per Game	290.5	307.1
Total Plays	1,025	1,069
Avg. Per Play	4.5	4.6
NET YARDS RUSHING	2,083	2,536
Avg. Per Game	130.2	158.5
Total Rushes	536	625
NET YARDS PASSING	2,565	2,378
Avg. Per Game	160.3	148.6
Sacked/Yards Lost	46/413	35/323
Gross Yards	2,978	2,701
Att./Completions	443/212	409/197
Completion Pct.	47.9	48.2
Had Intercepted	21	22
PUNT/AVERAGE	103/39.4	104/37.3
NET PUNTING AVG.	33.9	30.8
PENALTIES/YARDS	117/999	85/796
FUMBLES/LOST	31/16	20/10
TOUCHDOWNS	31	30
Rushing	10	15
Passing	17	11
Returns	4	4

SCORE BY PERIODS	1	2	3	4	OT	PTS
REDSKINS	23	107	71	69	3	273
Opponents	81	61	66	75	0	283

SCORING	TD-Ru-Pa-Rt	Pat	FG	S	TP
Moseley	0 0 0 0	30/31	19/30	0	87
Fugett	7 0 7 0	0/0	0/0	0	42
Riggins	5 5 0 0	0/0	0/0	0	30
Thomas	5 3 2 0	0/0	0/0	0	30
McDaniel	4 0 4 0	0/0	0/0	0	24
REDSKINS	31 10 17 4	30/31	19/30	0	273
Opponents	30 15 11 4	29/30	24/34	1	283

RUSHING	No.	Yds	Avg	Long	TD
Riggins	248	1,014	4.1	31	5
Thomas	160	534	3.3	26	3
Theismann	37	177	4.8	20	1
REDSKINS	536	2,063	3.9	47	10
Opponents	625	2,536	4.1	59	15

RECEIVING	No.	Yds	Avg	Long	TD
Buggs	36	575	16.0	63	2
Thomas	35	387	11.1	35	2
McDaniel	34	577	17.0	52	4
REDSKINS	212	2,978	14.0	63	17
Opponents	197	2,701	13.7	78	10

INTERCEPTIONS	No.	Yds	Avg.	Long	TD
Scott	7	72	10.3	39	0
Williams	4	51	12.8	20	0
Parrish	4	21	5.3	23	0
REDSKINS	22	187	8.5	39	0
Opponents	21	480	22.9	59	1

PUNTING	No.	Yds	Avg	Net	TB	In	Lg	Bk
Bragg	103	4,056	39.4	33.9	10	23	56	1
Opponents	104	3,882	37.3	30.8	6	20	59	1

PUNT RETURNS	Ret	FC	Yds	Avg	Lg	TD
Green	42	13	443	10.5	80	1
REDSKINS	54	17	527	9.8	80	1
Opponents	49	24	328	6.7	73	2

KICKOFF RETURNS	No.	Yds	Avg	Lg	TD
Green	34	870	25.6	99	1
REDSKINS	58	1,352	23.3	99	1
Opponents	55	965	17.5	44	0

FIELD GOALS	1-19	20-29	30-39	40-49	50+
Moseley	0/0	4/4	5/7	8/13	2/6
Opponents	2/2	9/9	12/16	1/4	0/3

NOTABLE
Record (Finish): 8-8 (3rd NFC East)

National Honors: PR Tony Green; Pro Bowl; SS Ken Houston; Pro Bowl.

Starters: Offense: WR Frank Grant (6), LT Terry Hermeling (16), LG Ron Saul (15), C Bob Kuziel (16), RG Dan Nugent (16), RT George Starke (9), TE Reggie Haynes (4), WR Danny Buggs (11), QB Joe Theismann (14), HB Mike Thomas (13), FB John Riggins (15), WR John McDaniel (11), LG/RT Jim Harlan (1/1), RT Jeff Williams (6), Jean Fugett (12), QB Billy Kilmer (2), WR Ricky Thompson (4), RB Clarence Hamon (3), HB Benny Malone (1).

Defense: LE/RE Ron McDole (9/1), LT Dave Butz (16), RT Diron Talbert (12), RE Coy Bacon (14), LLB Brad Dusek (16), MLB Harold McLinton (15), RLB Chris Hanburger (16), LCB Lemar Parrish (11), RCB Joe Lavender (16), SS Ken Houston (16), FS Jake Scott (16), RT Perry Brooks (1), RT Perry Brooks (3), LE/RE Karl Lorch (7/1), MLB Mike Curtis (2), LCB Gerard Williams (5).

PASSING	Att	Comp	Yds	Cmp%	Yds/Att	TD	TD%	Int	Int%	Long	Sack/Lost	Rating
Theismann	395	187	2,593	47.3	6.5	13	3.3	18	4.6	63	42/391	60.7
Kilmer	46	23	316	50.0	6.8	4	8.7	3	6.5	50	4/22	74.3
REDSKINS	439	212	2,978	48.0	6.8	17	3.9	21	4.8	63	46/413	63/8
Opponents	409	197	2,701	48.2	6.6	10	2.4	22	5.4	78	35/323	55.3

1979

Head Coach - Jack Pardee				
Sept. 2	L	27-29	Houston	54,282
Sept. 9	W	27-24	at Detroit	54,991
Sept. 17	W	27-0	New York Giants	54,672
Sept. 23	W	17-7	at St. Louis	50,680
Sept. 30	W	16-7	at Atlanta	56,810
Oct. 7	L	17-28	at Philadelphia	69,142
Oct. 14	W	13-9	at Cleveland	63,323
Oct. 21	W	17-7	Philadelphia	54,442
Oct. 28	L	10-14	New Orleans	52,133
Nov. 4	L	7-38	at Pittsburgh	49,462
Nov. 11	W	30-28	St. Louis	50,868
Nov. 18	W	34-20	Dallas	55,031
Nov. 25	L	6-14	at New York Giants	72,641
Dec. 2	W	38-21	Green Bay	51,682
Dec. 9	W	28-14	Cincinnati	52,882
Dec. 16	L	34-35	at Dallas	62,867

Won 10, Lost 6

RECEIVING	No.	Yds	Avg	Long	TD
Buggs	46	631	13.7	45	1
Harmon	32	434	13.6	40	5
Riggins	28	163	5.8	23	3
REDSKINS	235	2,839	12.1	62	20
Opponents	234	3,399	14.3	65	18

INTERCEPTIONS	No.	Yds	Avg.	Long	TD
Parrish	9	65	7.2	23	0
Lavender	6	77	12.8	27	0
Murphy	3	29	9.7	16	0
REDSKINS	26	250	9.6	31	1
Opponents	15	82	5.5	28	0

PUNTING	No.	Yds	Avg	Net	TB	In	Lg	Bk
Bragg	78	2,998	38.4	34.1	10	12	74	0
Opponents	70	2,848	40.7	34.2	9	12	62	0

PUNT RETURNS	Ret	FC	Yds	Avg	Lg	TD
Hardeman	24	6	207	8.6	52	0
REDSKINS	33	13	271	8.2	52	0
Opponents	29	19	135	4.7	16	0

KICKOFF RETURNS	No.	Yds	Avg	Lg	TD
Hardeman	19	404	21.3	33	0
REDSKINS	55	1,145	20.8	38	0
Opponents	76	1,280	16.8	41	0

FIELD GOALS	1-19	20-29	30-39	40-49	50+
Moseley	2/2	5/5	8/9	9/14	1/3
Opponents	0/0	3/3	3/7	2/7	0/0

DEFENSIVE STATISTICS

Player	T	S	A	FF	FR
Murphy	152	78	74	0	0
Olkewicz	140	84	56	0	0
Dusek	116	75	41	0	0

NOTABLE

Record (Finish): 10-6 (3rd NFC East)

National Honors: CB Lemar Parrish; PFWA All-Pro Team, NEA All-Pro Team, AP All-Pro Team, All-NFL Team, UPI All-NFC Team, Pro Bowl; Ken Houston: UPI All-NFC Team, Pro Bowl; Mark Moseley: UPI All-NFC Team, Pro Bowl.

Starters: Offense: WR Danny Buggs (14), LT Terry Hermeling (16), LG Ron Saut (15), C Bob Kuziel (16), RG Jeff Williams (16), RT George Starke (16), TE Jean Fugett (6), WR Ricky Thompson (15), QB Joe Theismann (16), FB Clarence Harmon (1), FB John Riggins (15), HB Benny Malone (16), LG Fred Dean (1), TE Don Warren (10), WR John McDaniel (2), WR Chris DeFrance (1).

Defense: LE Joe Jones (3), LT Dave Butz (14), RT Diron Talbert (16), LE/RE Karl Lorch (13/2), LLB Brad Dusek (16), MLB Don Hoyer (7), RLB Rich Milot (7), LCB Lemar Parrish (16), RCB Joe Lavender (14), SS Ken Houston (13), FS Mark Murphy (16), RE Coy Bacon (14), LT Paul Smith (2), MLB Neal Olkewicz (9), RLB Pete Wysocki (9), RCB/SS Tony Peters (2/3).

	Redskins	Opponents
TOTAL FIRST DOWNS	297	320
Rushing	126	126
Passing	144	165
Penalty	27	29
TOTAL NET YARDS	4,904	5,142
Avg. Per Game	306.5	321.4
Total Plays	1,044	1,058
Avg. Per Play	4.7	4.9
NET YARDS RUSHING	2,328	2,150
Avg. Per Game	145.5	134.4
Total Rushes	609	541
NET YARDS PASSING	2,576	2,992
Avg. Per Game	161.0	187.0
Sacked/Yards Lost	34/263	47/347
Gross Yards	2,839	3,339
Att./Completions	401/235	470/234
Completion Pct.	58.6	49.8
Had Intercepted	15	26
PUNT/AVERAGE	78/38.4	70/40.7
NET PUNTING AVG.	78/34.1	70/34.2
PENALTIES/YARDS	66/749	77/619
FUMBLES/LOST	21/10	34/21
TOUCHDOWNS	39	39
Rushing	17	21
Passing	20	18
Returns	2	0

SCORE BY PERIODS	1	2	3	4	OT	PTS
REDSKINS	61	130	57	100	0	348
Opponents	65	75	48	107	0	295

SCORING	TD-Ru-Pa-Rt	Pat	FG	S	TP
Moseley	0 0 0 0	39/39	25/33	0	114
Riggins	12 9 3 0	0/0	0/0	0	72
Harmon	5 0 5 0	0/0	0/0	0	30
REDSKINS	39 17 20 2	39/39	25/33	0	348
Opponents	39 21 18 0	37/39	8/17	0	295

RUSHING	No.	Yds	Avg	Long	TD
Riggins	260	1,153	4.4	66	9
Malone	176	472	2.7	14	3
Harmon	65	267	4.1	18	0
REDSKINS	609	2,328	3.8	66	17
Opponents	543	2,150	4.0	33	21

PASSING	Att	Comp	Yds	Cmp%	Yds/Att	TD	TD%	Int	Int%	Long	Sack/Lost	Rating
Theismann	395	233	2,797	59.0	7.1	20	5.1	13	3.3	62	34/263	84.0
REDSKINS	401	235	2,839	58.6	7.1	20	5.0	15	3.7	62	34/263	81.7
Opponents	470	234	3,339	49.8	7.1	18	3.8	26	5.5	65	47/349	62.9

1980

Head Coach - Jack Pardee

Won 6, Lost 10

Sept. 8	L	3-17	Dallas	55,045
Sept. 14	W	23-21	at New York Giants	73,343
Sept. 21	L	21-24	at Oakland	45,163
Sept. 28	L	0-14	Seattle	53,263
Oct. 5	L	14-24	at Philadelphia	69,044
Oct. 13	L	17-20	at Denver	74,657
Oct. 19	W	23-0	St. Louis	51,060
Oct. 26	W	22-14	New Orleans	51,375
Nov. 2	L	14-39	Minnesota	52,060
Nov. 9	L	21-35	at Chicago	57,159
Nov. 15	L	0-24	Philadelphia	51,897
Nov. 23	L	10-14	at Dallas	58,809
Nov. 30	L	6-10	at Atlanta	55,665
Dec. 7	W	40-17	San Diego	48,556
Dec. 13	W	16-13	New York Giants	44,443
Dec. 21	W	31-7	at St. Louis	35,942

TOTAL FIRST DOWNS

Rushing	108	144
Passing	149	127
Penalty	22	27

TOTAL NET YARDS

Avg. Per Game	303.4	293.4
Total Plays	1,039	1,020
Avg. Per Play	4.7	4.6

NET YARDS RUSHING

Avg. Per Game	126.0	157.8
Total Rushes	517	585

NET YARDS PASSING

Avg. Per Game	177.4	135.7
Sacked/Yards Lost	36/333	43/333
Gross Yards	3171	2504
Att./Completions	486/284	392/187
Completion Pct.	58.4	47.7
Had Intercepted	18	33

PUNT/AVERAGE

	85/39.2	84/40.7
--	---------	---------

NET PUNTING AVG.

	85/33.4	84/33.3
--	---------	---------

PENALTIES/YARDS

	114/1,008	87/666
--	-----------	--------

FUMBLES/LOST

	35/12	25/12
--	-------	-------

TOUCHDOWNS

Rushing	30	36
Passing	12	16
Returns	17	17
	1	3

SCORE BY PERIODS

	1	2	3	4	OT	PTS
REDSKINS	43	80	61	77	0	261
Opponents	80	101	34	78	0	293

SCORING

	TD-Ru-Pa-Rt	Pat	FG	S	TP
Moseley	0 0 0 0	27/30	18/33	0	81
Harmon	8 4 4 0	0/0	0/0	0	48
Thompson	5 0 5 0	0/0	0/0	0	30
REDSKINS	30 12 17 1	27/30	18/33	0	261
Opponents	36 16 17 3	36/36	13/16	0	293

RUSHING

	No.	Yds	Avg	Long	TD
Jackson	176	708	4.0	55	3
Harmon	128	484	3.8	23	4
Hammond	45	265	5.9	36	0
REDSKINS	517	2,016	3.9	55	12
Opponents	585	2,524	4.3	50	16

PASSING

	Att	Comp	Yds	Cmp%	Yds/Att	TD	TD%	Int	Int%	Long	Sack/Lost	Rating
Theismann	454	262	2,962	57.7	6.5	17	3.7	16	3.5	54	31/280	75.1
Kruczek	31	22	209	71.0	6.7	0	0.0	2	6.5	41	5/51	62.2
REDSKINS	486	284	3,171	58.4	5.5	17	3.5	18	3.7	54	36/333	75.1
Opponents	392	187	2,504	47.7	6.4	17	4.3	33	8.4	54	43/333	47.8

RECEIVING

	No.	Yds	Avg	Long	TD
Monk	58	797	13.7	54	3
Harmon	54	534	9.9	45	4
Warren	31	323	10.4	35	0
REDSKINS	284	3,171	11.2	54	17
Opponents	187	2,504	13.4	54	17

INTERCEPTIONS

	No.	Yds	Avg.	Long	TD
Parrish	7	13	1.9	9	0
Lavender	6	96	16.0	51	1
Murphy	6	58	9.7	28	0
REDSKINS	33	319	9.7	51	1
Opponents	18	219	12.2	52	1

PUNTING

	No.	Yds	Avg	Net	TB	In	Lg	Bk
Cornell	85	3,331	39.2	33.4	7	12	57	0
Opponents	84	3,422	40.7	33.3	13	14	57	0

PUNT RETURNS

	Ret	FC	Yds	Avg	Lg	TD
Nelms	48	5	487	10.1	64	0
REDSKINS	48	5	487	10.1	64	0
Opponents	52	14	351	6.8	52	0

KICKOFF RETURNS

	No.	Yds	Avg	Lg	TD
Nelms	38	810	21.3	51	0
REDSKINS	57	1,204	21.1	53	0
Opponents	60	1,112	18.5	70	1

FIELD GOALS

	1-19	20-29	30-39	40-49	50+
Moseley	0/0	3/4	5/6	7/12	3/11
Opponents	1/1	5/5	5/5	0/3	1/2

DEFENSIVE STATISTICS

	T	S	A
Player			
Murphy	186	93	93
Coleman	118	81	37
Peters	107	70	37

NOTABLE

Record (Finish): 6-10 (3rd NFC East)

National Honors: PR Mike Nelms: Pro Bowl; CB Lemar Parrish: PFWA All-Pro Team, NEA All-Pro Team, All-NFL Team, All-NFC Team, Pro Bowl, WR Art Monk: All-Rookie Team.

Starters: Offense: WR John McDaniel (6), LT Terry Hermeling (11), LG Ron Saul (15), C Bob Kuziel (12), RG Jeff Williams (15), RT George Starke (13), TE Phil DuBois (1), WR Ricky Thompson (15), QB Joe Theismann (15), RB Buddy Hardeman (1), FB Clarence Harmon (14), WR Art Monk (11), LT/RT/RG Fred Dean (5/2/1), LG Dan Nugent (1), C Dan Peiffer (4), RT Gary Anderson (1), TE Don Warren (12), TE Rick Walker (4), RB Wilbur Jackson (14), QB Mike Kruczek (1), RB Bobby Hammond (1), RB Ricky Claitt (1).

Defense: LE Karl Lorch (16), LT Dave Butz (16), RT Perry Brooks (4), RE Coy Bacon (16), LLB/RLB Monte Coleman (2/8), MLB Rich Milot (5), RLB Pete Wysocki (8), LCB Lemar Parrish (16), RCB Joe Lavender (16), SS Ken Houston (5), FS Mark Murphy (16), RT Diron Talbert (5), RT Paul Smith (7), LLB Brad Dusek (14), MLB Neal Olkewicz (11), SS Tony Peters (11).

1981

Head Coach - Joe Gibbs

Date	Result	Opponent	Score
Sept. 6	L	10-26 Dallas	55,045
Sept. 13	L	7-17 New York Giants	53,343
Sept. 20	L	30-40 at St. Louis Cardinals	47,592
Sept. 27	L	13-36 at Philadelphia	70,664
Oct. 4	L	17-30 San Francisco	51,843
Oct. 11	W	24-7 at Chicago	57,683
Oct. 18	L	10-13 at Miami	47,367
Oct. 25	W	24-22 New England	50,394
Nov. 1	W	42-21 St. Louis	50,643
Nov. 8	W	33-31 Detroit	52,090
Nov. 15	W	30-27 *at New York Giants	63,133
Nov. 22	L	10-24 at Dallas	64,583
Nov. 29	L	14-21 at Buffalo	59,624
Dec. 6	W	15-13 Philadelphia	52,206
Dec. 13	W	38-14 Baltimore	49,706
Dec. 20	W	30-7 at Los Angeles Rams	52,224

* overtime

Won 8, Lost 8

RECEIVING	No.	Yds	Avg	Long	TD
Washington	70	558	8.0	29	3
Monk	56	894	16.0	79t	6
Metcalf	48	595	12.4	52	0
REDSKINS	307	3,743	12.2	79t	19
Opponents	214	3,310	15.5	58t	12t

INTERCEPTIONS	No.	Yds	Avg.	Long	TD
Murphy	7	68	9.7	29	0
Lavender	4	52	13.0	30	0
Coleman	3	52	17.3	52t	1
REDSKINS	24	249	10.4	52t	2
Opponents	22	391	17.8	96	1

PUNTING	No.	Yds	Avg	Net	TB	In	Lg	Bk
Connell	73	2,923	40.0	33.4	5	13	57	0
Opponents	80	3,328	41.6	32.8	10	17	52	0

PUNT RETURNS	Ret	FC	Yds	Avg	Lg	TD
Nelms	45	1	492	10.9	75t	2
REDSKINS	49	4	507	10.3	75t	2
Opponents	50	12	388	7.8	50t	1

KICKOFF RETURNS	No.	Yds	Avg	Lg	TD
Nelms	37	1,099	29.7	84	0
REDSKINS	67	1,673	25.0	84	0
Opponents	69	1,275	18.5	43	0

FIELD GOALS	1-19	20-29	30-39	40-49	50+
Moseley	1/1	7/8	6/6	5/12	0/1
Opponents	1/1	9/10	2/5	4/5	1/3

DEFENSIVE STATISTICS

Player	T	S	A	FF	FR
Murphy	197	127	70	0	4
Olkewicz	188	127	61	0	0
Coleman	115	77	38	0	1

NOTABLE

Record (Finish): 8-8 (4th NFC East)

National Honors: KR Mike Nelms: PFWA All-Pro Team, All-NFL Team, Pro Bowl; T Joe Jacoby: PFWA All-Rookie Team.

Starters: Offense: WR Ricky Thompson (5), LT Mark May (8), LG Russ Grimm (13), C Jeff Bostic (16), RG Melvin Jones (10), RT George Starke (13), TE Don Warren (16), WR Art Monk (16), QB Joe Theismann (16), RB Joe Washington (13), RB John Riggins (4), TE Richard Caster (1), HB Terry Metcalf (2), FB Wilbur Jackson (2), TE Rick Walker (14), LG/RT/LT Joe Jacoby (2/3/8), LG/RG Ron Saul (1/6), WR Virgil Seay (7).

Defense: LE Karl Lorch (10), LT Dave Butz (16), RT Perry Brooks (12), RE Coy Bacon (3), LLB/RLB Monte Coleman (6/5), MLB Neal Olkewicz (14), RLB/LLB Rich Milot (4/2), LCB Jeris White (8), RCB Joe Lavender (16), SS Tony Peters (16), FS Mark Murphy (16), LCB Lemar Parrish (8), LE/RE/RT Mat Mendenhall (6/4/1), RT Wilbur Young (3), RE Dexter Manley (9), LLB/RLB Brad Dusek (7/2), MLB Pete Cronan (2) RLB/LLB Mel Kaufman (5/1).

	Redskins	Opponents
TOTAL FIRST DOWNS	334	310
Rushing	136	133
Passing	173	152
Penalty	25	25
POSSESSION AVG.	31.23	28.37
TOTAL NET YARDS	5,623	5,206
Avg. Per Game	351.4	325.4
Total Plays	1,083	1,016
Avg. Per Play	5.2	5.1
NET YARDS RUSHING	2,157	2,161
Avg. Per Game	134.8	135.1
Total Rushes	532	532
NET YARDS PASSING	3,466	3,045
Avg. Per Game	216.6	190.3
Sacked/Yards Lost	30/277	32/265
Gross Yards	3,743	3,310
Att./Completions	525/307	452/214
Completion Pct.	58.5	47.3
Had Intercepted	22	24
PUNT/AVERAGE	73/40.0	80/41.6
NET PUNTING AVG.	33.4	32.8
PENALTIES/YARDS	98/940	107/916
FUMBLES/LOST	32/19	32/15
TOUCHDOWNS	42	43
Rushing	19	17
Passing	19	21
Returns	4	5

SCORE BY PERIODS	1	2	3	4	OT	PTS
REDSKINS	77	112	64	91	3	347
Opponents	64	110	61	114	0	349

SCORING	TD-Ru-Pa-Rt	Pat	FG	S	TP
Moseley	0 0 0 0	38/42	19/30	0	95
Riggins	13 13 0 0	0/0	0/0	0	78
Washington	7 4 3 0	0/0	0/0	0	42
Monk	6 0 6 0	0/0	0/0	0	36
REDSKINS	42 19 19 4	38/42	19/30	0	347
Opponents	43 17 21 5	38/43	17/24	1	349

RUSHING	No.	Yds	Avg	Long	TD
Washington	210	916	4.4	32	4
Riggins	195	714	3.7	24	13
Jackson	46	183	4.0	14	0
REDSKINS	532	2,157	4.1	32	19
Opponents	532	2,161	4.1	51	17

PASSING	Att	Comp	Yds	Cmp%	Yds/Att	TD	TD%	Int	Int%	Long	Sack/Lost	Rating
Theismann	496	293	3,568	59.1	7.1	19	3.8	20	4.0	79	28/259	77.3
REDSKINS	525	307	3,743	58.5	7.1	19	3.6	22	4.2	79	30/277	75.1
Opponents	452	214	3,310	47.3	7.3	21	4.6	24	5.3	58	32/265	65.3

1982

Won 8, Lost 1

		Head Coach - Joe Gibbs		
Sept. 12	W	37-34	• at Philadelphia	68,885
Sept. 19	W	21-13	at Buccaneers	66,187
Nov. 21	W	27-17	at New York Giants	70,766
Nov. 28	W	13-9	Philadelphia	48,313
Dec. 5	L	10-24	Dallas	54,633
Dec. 12	W	12-7	at St. Louis	35,308
Dec. 19	W	15-14	New York Giants	50,030
Dec. 26	W	27-10	at New Orleans	48,667
Jan. 2	W	28-0	St. Louis	52,554
DNP: (Home): Cleveland, Pittsburgh, San Francisco, Minnesota; (Away): Dallas, Houston, Cincinnati.				
• overtime				
		Playoffs		
Jan. 8	W	31-7	Detroit	55,045
Jan. 15	W	21-7	Minnesota	54,592
Jan. 22	W	31-17	Dallas	55,045
		Super Bowl XVII, Pasadena, CA		
Jan. 30	W	27-17	Miami	103,667

	Redskins	Opponents
TOTAL FIRST DOWNS	165	150
Rushing	66	46
Passing	87	93
Penalty	12	11
TOTAL NET YARDS	2,985	2,560
Avg. Per Game	331.7	284.4
Total Plays	598	554
Avg. Per Play	5.0	4.6
NET YARDS RUSHING	1,140	946
Avg. Per Game	126.7	105.1
Total Rushes	315	247
NET YARDS PASSING	1,845	1,714
Avg. Per Game	205.0	190.4
Sacked/Yards Lost	30/223	32/256
Gross Yards	2,068	1,970
Att./Completions	253/162	275/146
Completion Pct.	64.0	53.1
Had Intercepted	9	11
PUNT/AVERAGE	52/37.3	56/40.1
NET PUNTING AVG.	33.3	33.2
PENALTIES/YARDS	46/404	52/572
FUMBLES/LOST	15/7	23/13
TOUCHDOWNS	19	16
Rushing	5	8
Passing	13	8
Returns	1	0

SCORE BY PERIODS	1	2	3	4	OT	PTS
REDSKINS	36	67	22	62	3	190
Opponents	17	33	43	35	0	128

SCORING	TD-Ru-Pa-Rt	PaI	FG	S	TP
Moseley	0 0 0 0	16/19	20/21	0	76
Brown	8 0 8 0	0/0	0/0	0	48
Riggins	3 3 0 0	0/0	0/0	0	18
REDSKINS	19 5 13 1	16/19	20/21	0	190
Opponents	16 8 8 0	14/16	6/9	0	128

RUSHING	No.	Yds	Avg	Long	TD
Riggins	177	553	3.1	19	3
Washington	44	190	4.3	40	1
Harmon	38	168	4.4	20	1
REDSKINS	315	1,140	3.6	40	5
Opponents	247	946	3.8	64	8

PASSING	Att	Comp	Yds	Cmp%	Yds/Att	TD	TD%	Int	Int%	Long	Sack/Lost	Rating
Theismann	252	161	2,033	63.9	8.1	13	5.2	9	3.6	78	30/223	91.3
REDSKINS	253	162	2,068	64.0	8.2	13	5.1	9	3.6	78	30/223	91.5
Opponents	275	146	1,970	53.1	7.2	8	2.9	11	4.0	62	32/256	69.3

RECEIVING	No.	Yds	Avg	Long	TD
Monk	35	447	12.8	43	1
Brown	32	690	21.6	78t	8
Warren	27	310	11.5	29	0
REDSKINS	162	2068	12.8	78t	13
Opponents	146	1,970	13.5	62	8

INTERCEPTIONS	No.	Yds	Avg.	Long	TD
Dean	3	62	20.7	26	0
White	3	4	1.3	4	0
Murphy	2	0	0.0	0	0
REDSKINS	11	85	7.7	26	0
Opponent	9	68	7.6	15	0

PUNTING	No.	Yds	Avg	Net	TB	In	Lg	Blk
Hayes	51	1,937	38.0	33.3	5	10	58	1
REDSKINS	52	1,937	37.3	33.3	5	10	58	1
Opponents	56	2,247	40.1	33.2	3	5	58	1

PUNT RETURNS	Ret	FC	Yds	Avg	Lg	TD
Nelms	32	0	252	7.9	28	0
REDSKINS	38	2	295	7.8	28	0
Opponents	30	2	106	3.5	11	0

KICKOFF RETURNS	No.	Yds	Avg	Lg	TD
Nelms	23	557	24.2	58	0
REDSKINS	30	649	21.6	58	0
Opponents	41	728	17.8	33	0

FIELD GOALS	1-19	20-29	30-39	40-49	50+
Moseley	1/1	6/6	8/8	5/6	0/0
Opponents	0/0	1/2	2/2	3/4	0/1

DEFENSIVE STATISTICS	T	S	A	FF	FR
Player					
Murphy	100	55	45	-	-
Olkewicz	88	55	33	-	-
Milot	73	41	32	-	-

NOTABLE
Record (Finish): 8-1 (Super Bowl XVII Champion)

National Honors: Coach Joe Gibbs: NFL Coach of the Year. WR Charlie Brown: Pro Bowl, All-Rookie Team. CB Vernon Dean: All-Rookie team. K Mark Moseley: Pro Bowl, PFWA All-Pro Team, NEA All-Pro Team, AP All-Pro Team, All-NFL Team. KR Mike Nelms: Pro Bowl, PFWA All-Pro Team, All-NFL Team, UPI All-NFC Team. SS Tony Peters: Pro Bowl, UPI All-NFC Team. QB Joe Theismann: Pro Bowl, UPI All-NFC Team.

Starters: Offense: WR Charlie Brown (9), LT Joe Jacoby (9), LG Russ Grimm (9), C Jeff Bostic (9), RG Mark May (9), RT George Starke (9), TE Don Warren (9), WR Art Monk (9), QB Joe Theismann (9), TE Michael Williams (1), FB John Riggins (8), TE Rick Walker (6), RB Joe Washington (1), RB Wilbur Jackson (1), WR Virgil Seay (1).

Defense: LE Mat Mendenhall (9), LT Dave Butz (9), RT Perry Brooks (5), RE Dexter Manley (4), LLB Monte Coleman (2), MLB Neal Olkewicz (9), RLB Rich Milot (9), LCB Jeris White (9), RCB Joe Lavender (1), SS Tony Peters (9), FS Mark Murphy (9), RT Darryl Grant (4), LLB Mel Kaufman (7), RCB Vernon Dean (8).

1983

Head Coach - Joe Gibbs

Sept. 5	L	30-31	Dallas	55,045
Sept. 11	W	23-13	at Philadelphia	69,542
Sept. 18	W	27-12	Kansas City	52,610
Sept. 25	W	27-17	at Seattle	60,718
Oct. 2	W	37-35	Los Angeles Raiders	54,016
Oct. 9	W	38-14	at St. Louis	42,698
Oct. 17	L	47-48	at Green Bay	55,255
Oct. 23	W	38-17	Detroit	53,189
Oct. 31	W	27-24	at San Diego	46,120
Nov. 6	W	45-7	St. Louis	51,380
Nov. 13	W	33-17	at New York Giants	71,482
Nov. 20	W	42-20	at Los Angeles Rams	63,081
Nov. 27	W	28-24	Philadelphia	54,329
Dec. 4	W	37-21	Atlanta Falcons	52,074
Dec. 11	W	31-10	at Dallas	65,074
Dec. 17	W	31-22	New York Giants	53,874
Playoffs				
Jan. 1	W	51-7	Los Angeles Rams	55,363
Jan. 8	W	24-21	San Francisco	55,363
Super Bowl XVIII, Tampa, FL				
Jan. 22	L	9-38	Los Angeles Raiders	72,920

Won 14, Lost 2

		Redskins		Opponents	
TOTAL FIRST DOWNS		353		290	
Rushing		165		76	
Passing		173		196	
Penalty		15		18	
POSSESSION AVG.		33:44		26:16	
TOTAL NET YARDS		6,139		5,264	
Avg. Per Game		383.7		329.0	
Total Plays		1,127		969	
Avg. Per Play		5.4		5.4	
NET YARDS RUSHING		2,625		1,289	
Avg. Per Game		164.1		80.6	
Total Rushes		627		349	
NET YARDS PASSING		3,514		3,975	
Avg. Per Game		219.6		248.4	
Sacked/Yards Lost		35/251		51/402	
Gross Yards		3,765		4,377	
Att./Completions		463/278		570/301	
Completion Pct.		60.0		52.8	
Had Intercepted		11		34	
PUNTI/AVERAGE		72/38.8		65/42.2	
NET PUNTING AVG.		72/32.6		65/36.1	
PENALTIES/YARDS		90/775		80/710	
FUMBLES/LOST		13/7		46/27	
TOUCHDOWNS		63		39	
Rushing		30		9	
Passing		29		28	
Returns		4		2	

SCORE BY PERIODS	1	2	3	4	OT	PTS
REDSKINS	127	153	129	132	0	541
Opponents	42	86	83	131	0	332

SCORING	TD-Ru-Pa-Rt	Pat	FG	S	TP
Moseley	0 0 0 0	62/63	33/47	0	161
Riggins	24 24 0 0	0/0	0/0	0	144
Brown	8 0 8 0	0/0	0/0	0	48
Washington	6 0 6 0	0/0	0/0	0	36
REDSKINS	63 30 29 4	62/63	33/47	1	541
Opponents	39 9 28 2	38/39	20/28	0	332

RUSHING	No.	Yds	Avg	Long	TD
Riggins	375	1,347	3.6	44	24
Washington	145	772	5.3	41	0
REDSKINS	629	2,625	4.2	48	30
Opponents	349	1,289	3.7	77	9

RECEIVING	No.	Yds	Avg	Long	TD
Brown	78	1,225	15.7	75f	8
Monk	47	746	15.9	43f	5
Washington	47	454	9.7	67	6
REDSKINS	278	3,765	13.5	84	29
Opponents	301	4,377	14.5	99f	28

INTERCEPTIONS	No.	Yds	Avg.	Long	TD
Murphy	9	127	14.1	48	0
Dean	5	54	10.8	26	0
REDSKINS	34	447	13.1	70f	1
Opponents	11	90	8.2	33	0

PUNTING	No.	Yds	Avg	Net	TB	In	Lg	Bk
Hayes	72	2,796	38.8	32.6	2	29	56	0
Opponents	65	2,744	42.2	36.1	1	5	60	1

PUNT RETURNS	Ret	FC	Yds	Avg	Lg	TD
Nelms	38	1	289	7.6	35	0
REDSKINS	49	6	377	7.7	42	0
Opponents	41	11	407	9.9	97	1

KICKOFF RETURNS	No.	Yds	Avg	Lg	TD
Nelms	35	802	22.0	41	0
REDSKINS	62	1,306	20.7	58	0
Opponents	91	1,772	19.5	57	0

FIELD GOALS	1-19	20-29	30-39	40-49	50+
Moseley	1/1	10/10	14/19	7/14	1/3
Opponents	1/1	8/8	5/7	4/10	2/2

DEFENSIVE STATISTICS	T	S	A	FF	FR
Player					
Otkewicz	144	78	66	2	2
Murphy	132	71	61	2	0
Milot	111	67	44	0	0

NOTABLE
Record (Finish): 14-2 (NFC Champions)

National Honors: QB Joe Theismann; AP NFL MVP, Offensive Player-of-the-Year, Pro Bowl Player of the Game, All-NFL Team; RB John Riggins; Maxwell Club Player of the Year, AP All-Pro, All-NFL Team; C Jeff Bostic; UPI All-NFC, Pro Bowl; WR Charlie Brown; Pro Bowl; DT Dave Butz; AP All-Pro, All-NFL, Pro Bowl; G Russ Grimm; AP All-Pro, All-NFL, UPI All-NFC, Pro Bowl; T Joe Jacoby; AP All-Pro, All-NFL, UPI All-NFC, Pro Bowl; FS Mark Murphy; AP All-Pro, All-NFL, UPI All-NFC, Pro Bowl; CB Darrell Green; PFWA All-Rookie; KR Mike Nelms; AP All-Pro, All-NFL; Coach Joe Gibbs; PFWA NFC Coach of the Year, The Sporting News Coach of the Year, Pro Football Weekly Coach of the Year, College and Pro Football Newsweekly Coach of the Year, Football Digest Coach of the Year.

Starters: Offense: WR Charlie Brown (13), TE Rick Walker (16), LT Joe Jacoby (16), LG Russ Grimm (16), C Jeff Bostic (16), RG Mark May (15), RT George Starke (16), TE Don Warren (13), WR Alvin Garrett (6), QB Joe Theismann (16), RB John Riggins (15), TE Clint Didier (2), RG Ken Huff (1), WR Art Monk (11), WR Virgil Seay (3), RB Joe Washington (1).

Defense: LE Todd Liebenstein (15), LT Dave Butz (16), RT Darryl Grant (16), RE Dexter Manley (16), LLB Mel Kaufman (16), MLB Neil Otkewicz (16), RLB Ric Milot (16), LCB Darrell Green (16), RCB Vernon Dean (13), SS Curtis Jordan (11), FS Mark Murphy (15), SS Ken Coffey (5), LE Charles Mann (1), RCB Anthony Washington (3), FS Greg Williams (1).

PASSING	Att	Comp	Yds	Cmp%	Yds/Att	TD	TD%	Int	Int%	Long	Sack/Lost	Rating
Theismann	459	276	3714	60.1	8.1	29	6.3	11	2.4	84	34/42	97.0
REDSKINS	463	278	3,765	60.0	8.1	29	6.3	11	2.4	84	35/251	97.0
Opponents	570	301	4,377	52.8	7.7	28	4.9	34	6.0	99f	51/402	69.4



1984

Head Coach - Joe Gibbs

Won 11, Lost 5

Sept. 2	L	17-35	Miami	53,683
Sept. 10	L	31-37	at San Francisco	59,707
Sept. 16	W	30-14	New York Giants	52,997
Sept. 23	W	26-10	at New England	60,503
Sept. 30	W	20-0	Philadelphia at Indianapolis	53,064
Oct. 7	W	35-7	Dallas	60,012
Oct. 14	W	34-14	at St. Louis	55,431
Oct. 21	L	24-26	at New York Giants	50,262
Oct. 28	L	13-37	at Dallas	76,192
Nov. 5	W	27-14	Detroit	51,301
Nov. 11	W	28-14	at Philadelphia	50,212
Nov. 18	L	10-16	Buffalo	63,117
Nov. 25	W	41-14	at Minnesota	51,513
Nov. 29	W	31-17	at Dallas	55,017
Dec. 9	W	30-28	St. Louis	64,286
Dec. 16	W	29-27	Playoffs Chicago	54,299
Dec. 30	L	19-23	Chicago	55,431

	Redskins	Opponents
TOTAL FIRST DOWNS	339	307
Rushing	154	91
Passing	164	194
Penalty	21	22
POSSESSION AVG.	30:36	29:34
TOTAL NET YARDS	5,350	5,361
Avg. Per Game	334.4	335.1
Total Plays	1,121	1,030
Avg. Per Play	4.8	5.2
NET YARDS RUSHING	2,274	1,589
Avg. Per Game	142.1	99.3
Total Rushes	588	390
NET YARDS PASSING	3,076	3,772
Avg. Per Game	192.3	235.8
Sacked/Yards Lost	48/341	66/529
Gross Yards	3,417	4,301
Att./Completions	485/286	575/318
Completion Pct.	59.0	55.3
Had Intercepted	13	21
PUNT/AVERAGE	73/38.8	78/39.9
NET PUNTING AVG.	34.9	32.1
PENALTIES/YARDS	80/719	84/803
FUMBLES/LOST	33/15	32/22
TOUCHDOWNS	51	39
Rushing	20	13
Passing	24	25
Returns	7	1

SCORE BY PERIODS	1	2	3	4	OT	PTS
REDSKINS	89	144	108	85	0	426
Opponents	73	70	107	60	0	310

SCORING	TD-Ru-Pa-Rt	Pat	FG	S	TP
Moseley	0 0 0 0	48/51	24/31	0	120
Riggins	14 0 0 0	0/0	0/0	0	84
Monk	7 0 7 0	0/0	0/0	0	42
REDSKINS	51 20 24 7	48/51	24/31	0	426
Opponents	39 13 25 1	37/39	13/20	0	310

RUSHING	No.	Yds	Avg	Long	TD
Riggins	327	1,239	3.8	24	14
Griffin	97	408	4.2	31	0
REDSKINS	588	2,274	3.9	31	20
Opponents	390	1,589	4.1	39	13

RECEIVING	No.	Yds	Avg	Long	TD
Monk	106	1,372	12.9	72	7
Muhammad	42	729	17.4	80	4
Didier	30	350	11.7	44	5
REDSKINS	286	3,417	11.9	80	24
Opponents	318	4,301	13.5	83	25

INTERCEPTIONS	No.	Yds	Avg.	Long	TD
Dean	7	114	16.3	36	2
Green	5	101	20.2	50	1
Milot	3	42	14.0	25	0
REDSKINS	21	401	19.1	50	4
Opponents	13	159	12.2	40	0

PUNTING	No.	Yds	Avg	Net	TB	In	Lg	Blk
Hayes	72	2834	39.4	34.9	5	13	59	1
REDSKINS	73	2834	38.8	34.9	5	13	59	1
Opponents	78	3114	39.9	32.1	7	16	64	1

PUNT RETURNS	Ret	FC	Yds	Avg	Lg	TD
Nelms	49	1	428	8.7	46	0
REDSKINS	55	2	474	8.6	46	0
Opponents	38	16	187	4.9	14	0

KICKOFF RETURNS	No.	Yds	Avg	Lg	TD
Nelms	42	860	20.1	36	0
REDSKINS	60	1,174	19.6	31	0
Opponents	73	1,404	19.2	89	1

FIELD GOALS	1-19	20-29	30-39	40-49	50+
Moseley	1/1	9/10	12/13	1/5	1/2
Opponents	2/2	3/3	5/7	3/6	0/2

DEFENSIVE STATISTICS

Player	T	S	A	T/L	PD	FF	FR
Olkewicz	149	86	63	-	-	10	2
Jordan	144	79	65	-	-	1	1
Milot	112	68	44	-	-	0	0

NOTABLE

Record (Finish): 11-5 (1st NFC East)

National Honors: CB Darrell Green: Pro Bowl, G Russ Grimm: Pro Bowl, PFWA All-Pro Team, NEA All-Pro Team, APAAI-Pro Team, All-NFL Team, UPI All-NFC Team, T Joe Jacoby: Pro Bowl, PFWA All-Pro Team, APAAI-Pro Team, All-NFL Team, UPI All-NFC Team, WR Art Monk: Pro Bowl, PFWA All-Pro Team, Associated Press All-Pro Team, All NFL Team, UPI All-NFC Team.

Starters: Offense: WR Charlie Brown (4), TE Rick Walker (14), LT Joe Jacoby (16), LG Russ Grimm (16), C Jeff Bostic (8), RG/RT Mark May (7/9), RT George Starke (7), TE Don Warren (16), WR Art Monk (16), QB Joe Theismann (16), RB John Riggins (14), TE Clint Didier (2), RG Ken Huff (9), RB Keith Griffin (2), WR Virgil Seay (2), WR Calvin Muhammad (8), WR Mark McGrath (2), C Rick Donnalley (8).

Defense: LE Todd Liebenstein (1), LT Dave Butz (15), RT Perry Brooks (1), RE Dexter Manley (14), LLB Mel Kaufman (15), MLB Neal Olkewicz (16), RLB Rich Milot (12), LCB Darrell Green (16), RCB Anthony Washington (2), SS Tony Peters (6), FS Mark Murphy (2), LE Charles Mann (15), LT/RE Tom Beasley (1/2), RT Darryl Grant (15), LLB/RLB Monte Coleman (1/4), RCB Vernon Dean (14), SS Ken Coffey (10), FS Curtis Jordan (14).

PASSING	Att	Comp	Yds	Cmp%	Yds/Att	TD	TD%	Int	Int%	Long	Sack/Lost	Rating
Theismann	477	283	3391	59.3	7.1	24	5.0	13	2.7	80	48/341	86.5
REDSKINS	485	286	3,417	59.0	7.1	24	4.9	13	2.7	80	48/341	85.7
Opponents	575	318	4,301	55.3	7.5	25	4.3	21	3.7	83	66/529	78.2

1995

Head Coach - Joe Gibbs

Date	Opponent	Result	Score	Location	Points
Sept. 9	L	14-44	at Dallas	62,292	
Sept. 15	W	16-13	Houston	53,553	
Sept. 22	L	6-19	Philadelphia	53,748	
Sept. 29	L	10-45	at Chicago	63,708	
Oct. 7	W	27-10	St. Louis	53,134	
Oct. 13	W	24-3	Detroit	52,845	
Oct. 20	L	3-17	at New York Giants	74,389	
Oct. 27	W	14-7	at Cleveland	78,540	
Nov. 3	W	44-10	at Atlanta	42,209	
Nov. 10	L	7-13	Dallas	55,750	
Nov. 16	W	23-21	New York	53,371	
Nov. 24	W	30-23	at Pittsburgh	59,293	
Dec. 1	L	8-35	San Francisco	51,321	
Dec. 8	W	17-12	at Philadelphia	60,737	
Dec. 15	W	27-24	Cincinnati	50,544	
Dec. 21	W	27-16	at St. Louis	28,090	

Won 10, Lost 6

RUSHING	No.	Yds	Avg	Long	TD
Rogers	231	1,093	4.7	35	7
Riggins	176	677	3.8	51	8
Griffin	102	473	4.6	66†	3
REDSKINS	571	2,523	4.4	66†	20
Opponents	424	1,734	4.1	64	11

RECEIVING	No.	Yds	Avg	Long	TD
Monk	91	1,226	13.5	53	2
Clark	72	926	12.9	55	5
Didier	41	433	10.6	29	4
REDSKINS	280	3,243	11.6	55	13
Opponents	239	3,124	13.1	69	19

INTERCEPTIONS	No.	Yds	Avg.	Long	TD
Jordan	5	88	17.6	36	0
Dean	5	8	1.6	8	0
Kaufman	3	10	3.3	10	0
REDSKINS	23	220	9.6	36	0
Opponents	21	215	10.2	90	2

	Redskins	Opponents
TOTAL FIRST DOWNS	319	244
Rushing	147	94
Passing	157	134
Penalty	15	16
POSSESSION AVG.	33:17	26:43
TOTAL NET YARDS	5,338	4,480
Avg. Per Game	333.6	280.0
Total Plays	1,135	941
Avg. Per Play	4.7	4.8
NET YARDS RUSHING	2,523	1,734
Avg. Per Game	157.7	108.4
Total Rushes	571	424
NET YARDS PASSING	2,815	2,746
Avg. Per Game	175.9	171.6
Sacked/Yards Lost	52/428	52/378
Gross Yards	3,243	3,124
Att./Completions	512/280	465/239
Completion Pct.	54.7	51.4
Had Intercepted	21	23
PUNT/AVERAGE	73/40.7	85/43.8
NET PUNTING AVG.	73/32.4	85/36.0
PENALTIES/YARDS	74/596	69/699
FUMBLES/LOST	27/19	28/11
TOUCHDOWNS	33	35
Rushing	20	11
Passing	13	19
Returns	0	5

SCORE BY PERIODS	1	2	3	4	OT	PTS
REDSKINS	81	105	44	67	0	297
Opponents	59	107	78	68	0	312

SCORING	TD-Ru-Pa-Rt	Pat	FG	S	TP
Moseley	0 0 0 0	31/33	22/34	0	97
Riggins	8 8 0 0	0/0	0/0	0	48
Rogers	7 7 0 0	0/0	0/0	0	42
Clark	5 0 5 0	0/0	0/0	0	30
REDSKINS	33 20 13 0	31/33	22/35	1	297
Opponents	35 11 19 5	34/35	22/28	1	312

PUNTING	No.	Yds	Avg	Net	TB	In	Lg	Bk
Cox	52	2,175	41.8	32.4	13	15	57	0
REDSKINS	73	2,973	40.7	32.4	16	19	57	0
Opponents	85	3,723	43.8	36.0	8	24	68	1

PUNT RETURNS	Ret	FC	Yds	Avg	Lg	TD
Jenkins	26	9	272	10.5	28	0
REDSKINS	47	11	508	10.7	37	0
Opponents	32	11	285	8.9	56	0

KICKOFF RETURNS	No.	Yds	Avg	Lg	TD
Jenkins	41	1,018	24.8	95	0
REDSKINS	60	1,349	22.5	95	0
Opponents	53	1,186	22.4	99†	2

FIELD GOALS	1-19	20-29	30-39	40-49	50+
Moseley	0/0	7/8	8/13	7/12	0/1
Opponents	0/0	5/5	9/11	7/9	1/3

DEFENSIVE STATISTICS

Player	T	S	A	FF	FR
Jordan	178	104	73	1	2
Okewicz	174	105	69	4	1
Milot	145	89	56	0	0

NOTABLE

Record (Finish): 10-6 (3rd NFC East)

National Honors: G Russ Grimm: PFWA All-Pro, NEA All-NFL, AP All-Pro, All-NFL, UPI All-NFC, Pro Bowl; WR Art Monk: UPI All-NFC, Pro Bowl; T Joe Jacoby: Pro Bowl; CB Raphael Cherry: PFWA All-Rookie.

Starters: Offense: WR Calvin Muhammad (5), WR Malcolm Barnwell (2), LT Joe Jacoby (11), LG/LT Russ Grimm (14/2), C Rick Donnalley (12), RG Ken Huff (15), RT Mark May (16), TE Don Warren (16), WR Art Monk (14), QB Joe Theismann (11), RB John Riggins (11), C/LG Jeff Bostic (4/2), WR Gary Clark (10), TE Clint Didier (14), TE Anthony Jones (2), LT Dan McQuaid (3), RB George Rogers (5), QB Jay Schroeder (5), RB Otis Winstley (1), RG/RC Thielemann (1).

Defense: LE Charles Mann (16), LT Dave Butz (16), RT Darryl Grant (8), RE Dexter Manley (16), LLB Mel Kaufman (15), MLB Neal Okewicz (16), RLB Rich Milot (16), LCB Darrell Green (16), RCB Vernon Dean (16), SS Tony Peters (10), FS Curtis Jordan (16), SS Raphael Cherry (6), LLB Monte Coleman (1), RT Dean Hamel (8).

PASSING	Att	Comp	Yds	Cmp%	Yds/Att	TD	TD%	Int	Int%	Long	Sack/Lost	Rating
Theismann	301	167	1774	55.5	5.9	8	2.7	16	5.3	55	37/314	59.6
Schroeder	209	112	1458	53.6	6.9	5	2.4	5	2.4	53	15/114	73.8
REDSKINS	512	280	3,243	54.7	6.3	13	2.5	21	4.1	55	52/428	65.3
Opponents	465	239	3,124	51.4	6.7	19	4.1	23	4.9	69	52/378	66.2

1986

Won 12, Lost 4

		Head Coach - Joe Gibbs		
Sept. 7	W	41-14	Philadelphia	53,982
Sept. 14	W	10-6	LA Raiders	55,235
Sept. 21	W	30-27	at San Diego	57,853
Sept. 28	W	19-14	Seattle	54,157
Oct. 5	W	14-6	at New Orleans	57,378
Oct. 12	L	6-30	at Dallas	63,264
Oct. 19	W	28-21	St. Louis	53,494
Oct. 27	L	20-27	at New York Giants	75,923
Nov. 2	W	44-38	*Minnesota	51,928
Nov. 9	W	16-7	at Green Bay	47,728
Nov. 17	W	14-6	San Francisco	54,774
Nov. 23	W	41-14	Dallas	55,642
Nov. 30	W	20-17	at St. Louis	35,637
Dec. 7	L	14-24	New York Giants	55,642
Dec. 13	L	30-31	at Denver	75,905
Dec. 21	W	21-14	at Philadelphia	61,816
Playoffs				
Dec. 28	W	19-7	Los Angeles Rams	54,180
Jan. 3	W	27-13	at Chicago	65,141
Jan. 11	L	0-17	at New York Giants	76,633

	Redskins	Opponents
TOTAL FIRST DOWNS	312	316
Rushing	112	103
Passing	177	181
Penalty	23	32
POSSESSION AVG.	29:56	30:04
TOTAL NET YARDS	5,601	5,297
Avg. Per Game	350.1	331.1
Total Plays	1,044	1,046
Avg. Per Play	5.4	5.1
NET YARDS RUSHING	1,732	1,805
Avg. Per Game	108.3	112.8
NET YARDS PASSING	3,869	3,492
Avg. Per Game	241.8	218.3
Sacked/Yards Lost	28/240	55/424
Gross Yards	4,109	3,916
Att./Completions	542/276	532/302
Completion Pct.	50.9	56.8
Had Intercepted	22	19
PUNT/AVERAGE	75/43.6	95/41.3
NET PUNTING AVG.	36.4	33.8
PENALTIES/YARDS	94/860	115/1026
FUMBLES/LOST	29/10	21/9
TOUCHDOWNS	46	35
Rushing	23	14
Passing	22	21
Returns	1	0

SCORE BY PERIODS	1	2	3	4	OT	PTS
REDSKINS	79	101	92	90	6	368
Opponents	82	77	68	69	0	296

SCORING	TD-Ru	Pa-Rl	Pat.	FG	S	TP
Rogers	18	18	0	0/0	0/0	0
Zendejas	0	0	0	23/28	9/14	0
Bryant	7	4	3	0/0	0/0	0
Clark	7	0	7	0/0	0/0	0
REDSKINS	46	23	22	38/45	18/32	0
Opponents	35	14	21	35/35	17/24	0

PASSING	Att	Comp	Yds	Cmp%	Yds/Att	TD	TD%	Int	Int%	Long	Sack/Lost	Rating
Schroeder	541	276	4109	51.0	7.6	22	4.1	22	4.1	71	28/240	72.9
REDSKINS	542	276	4,109	50.9	7.6	22	4.1	22	4.1	71	28/240	72.7
Opponents	532	302	3,916	56.8	7.4	21	3.9	19	3.6	76	55/424	78.3

RUSHING	No.	Yds	Avg	Long	TD
Rogers	303	1,203	4.0	42	18
Bryant	69	258	3.7	22t	4
Griffin	62	197	3.2	12	0
REDSKINS	474	1,732	3.7	42	23
Opponents	459	1,805	3.9	39	14

RECEIVING	No.	Yds	Avg	Long	TD
Clark	74	1,265	17.1	55	7
Monk	73	1,068	14.6	69	4
Bryant	43	449	10.4	40	3
REDSKINS 276	4,109	14.9	71t	22	
Opponents 302	3,916	13.0	76t	21	

INTERCEPTIONS	No.	Yds	Avg.	Long	TD
Green	5	9	1.8	7	0
Jordan	3	46	15.3	20	0
REDSKINS	19	126	6.6	31	0
Opponents	22	186	8.5	35	0

PUNTING	No.	Yds	Avg	Net	TB	In	Lg	Bk
Cox	75	3,271	43.6	36.4	16	21	58	0
Opponents	95	3,923	41.3	33.8	8	22	55	0

PUNT RETURNS	Ret	FC	Yds	Avg	Lg	TD
Jenkins	28	11	270	9.6	39	0
REDSKINS 51	20	550	10.8	44	0	
Opponents 36	10	220	6.1	24	0	

KICKOFF RETURNS	No.	Yds	Avg	Lg	TD
Jenkins	27	554	20.5	37	0
REDSKINS 60	1,175	19.6	37	0	
Opponents 50	1,005	20.1	59	0	

FIELD GOALS	1-19	20-29	30-39	40-49	50+
Zendejas	0/0	5/5	2/3	2/4	0/2
Moseley	1/1	3/4	1/2	1/5	0/0
REDSKINS 1/1	8/9	3/5	4/10	2/7	
Opponents 0/0	4/5	9/11	3/6	1/2	

DEFENSIVE STATISTICS	Player	T	S	A	T/L	PD	FF	FR
Olkewicz	83	98	67	18	0	1	2	
Jordan	173	112	60	1	1	0	0	
Miot	134	88	44	2	1	2	1	

NOTABLE
Record (Finish): 12-4, 2-1 postseason; (2nd NFC East)

National Honors: FS Todd Bowles: UPI All-Rookie. WR Gary Clark: Pro Bowl, UPI All-NFC. CB Darrell Green: Pro Bowl, All-NFL. G Russ Grimm: Pro Bowl, All-NFL. UPI All-NFC. T Joe Jacoby: Pro Bowl. DE Dexter Manley: Pro Bowl, AP All-Pro, All-NFL. UPI All-NFC. WR Art Monk: Pro Bowl. QB Jay Schroeder: Pro Bowl. SS Alvin Walton: UPI All-Rookie. K Max Zendejas: UPI All-Rookie.

Starters: Offense: WR Art Monk (16), TE Don Warren (16), LT Joe Jacoby (16), LG Russ Grimm (14), C Jeff Bostic (16), RG RC Thieleman (13), RT Mark May (16), TE Clint Didier (11), WR Gary Clark (15), QB Jay Schroeder (16), RB George Rogers (15), RGLG Raleigh McKenzie (3/2), WR Ricky Sanders (3), WR Derek Holloway (1), TE Anthony Jones (1), HB Terry Orr (1), RB Keith Griffin (1).

Defense: LE Charles Mann (15), LT Dave Butz (16), RT Dean Hamel (8), RE Dexter Manley (16), LLB Mel Kaufman (2), MLB Neal Olkewicz (16), RLB Rich Miot (15), LCB Darrell Green (15), RCB Vernon Dean (8), SS Ken Colley (9), FS Curtis Jordan (16), RT Darrell Grant (8) LE/RT Steve Hamilton (1/1), LLB Monte Coleman (4), LLB Calvin Daniels (10), LCB/RCB/SS Tim Morrison (1/3/1), RCB Barry Wilburn (5), SS Alvin Walton (4), SS Todd Bowles (2).

1987

Head Coach - Joe Gibbs

Won 11, Lost 4

Sept. 13	W	34-24	Philadelphia at Atlanta	52,188
Sept. 20	L	20-21	New England	50,882
Sept. 27	Cancelled			
Oct. 4	W	28-21	St. Louis	27,728
Oct. 11	W	38-12	at New York Giants	9,123
Oct. 19	W	13-7	at Dallas	80,415
Oct. 25	W	17-16	New York Jets	53,497
Nov. 1	W	27-7	at Buffalo	71,640
Nov. 8	L	27-31	at Philadelphia	63,609
Nov. 15	W	20-13	Detroit	53,593
Nov. 23	L	26-30	Los Angeles Rams	53,614
Nov. 29	W	23-19	New York Giants	45,815
Dec. 5	W	34-17	at St. Louis	31,324
Dec. 13	W	24-20	Dallas	54,862
Dec. 20	L	21-23	at Miami	65,715
Dec. 26	W	27-24	*at Minnesota	59,160

* overtime

Jan. 10	W	21-17	at Chicago	65,268
Jan. 17	W	17-10	Minnesota	55,212
Jan. 31	W	42-10	Super Bowl XXII, San Diego, CA Denver	73,302

	Redskins	Opponents
TOTAL FIRST DOWNS	301	296
Rushing	119	104
Passing	153	177
Penalty	29	15
POSSESSION AVG.	30.30	29.30
TOTAL NET YARDS	5,597	5,022
Avg. Per Game	373.1	334.8
Total Plays	1,005	1,021
Avg. Per Play	5.6	4.9
NET YARDS RUSHING	2,102	1,679
Avg. Per Game	140.1	111.9
Total Rushes	500	441
NET YARDS PASSING	3,495	3,343
Avg. Per Game	233.0	222.9
Sacked/Yards Lost	27/223	53/424
Gross Yards	3,718	3,767
Att./Completions	478/247	527/276
Completion Pct.	51.7	52.4
Had Intercepted	18	23
PUNT/AVG.	78/39.1	91/39.2
NET PUNTING AVG.	78/34.1	91/31.4
PENALTIES/YARDS	82/691	97/801
FUMBLES/LOST	26/19	22/11
TOUCHDOWNS	47	33
Rushing	18	10
Passing	27	19
Returns	2	4

SCORE BY PERIODS	1	2	3	4	OT	PTS
REDSKINS	66	118	108	84	3	379
Opponents	54	68	94	69	0	285

SCORING	TD-Ru-Pa-Rt	Pat	FG	S	TP
Haji-Sheikh	0 0 0 0	29/32	13/19	0	68
Clark	7 0 7 0	0/0	0/0	0	42
REDSKINS	47 18 27 2	43/47	18/29	0	379
Opponents	33 10 19 4	30/33	19/28	0	285

PASSING	Att	Comp	Yds	Cmp%	Yds/Att	TD	TD%	Int	Int%	Long	Sack/Lost	Rating
Schroeder	267	129	1878	48.3	7.0	12	4.5	10	3.7	84	17/149	71.0
D. Williams	143	81	1156	56.6	8.1	11	7.7	5	3.5	62	7/53	94.0
REDSKINS	478	247	3,718	51.7	7.8	27	5.6	18	3.8	88	27/223	80.7
Opponents	527	276	3,767	52.4	7.1	19	3.6	23	4.4	59	53/424	69.3

RUSHING	No.	Yds	Avg	Long	TD
Rogers	163	613	3.8	29	6
Bryant	77	406	5.3	28	1
REDSKINS	500	2,102	4.2	31	18
Opponents	441	1,679	3.8	45	10

RECEIVING	No.	Yds	Avg	Long	TD
Clark	56	1,066	19.0	84	7
Bryant	43	490	11.4	39	5
REDSKINS 247	3,718	15.1	88	27	
Opponents 276	3,767	13.6	59	19	

INTERCEPTIONS	No.	Yds	Avg.	Long	TD
Wilburn	9	135	15.0	100	1
Bowles	4	24	6.0	24	0
REDSKINS	23	329	14.3	100	1
Opponents	18	193	10.7	60	1

PUNTING	No.	Yds	Avg	Net	TB	In	Lg	Bk
Cox	63	2,571	40.8	35.0	7	14	77	1
REDSKINS	78	3,053	39.1	34.1	8	19	77	1
Opponents	91	3,569	39.2	31.4	5	11	62	0

PUNT RETURNS	Ret	FC	Yds	Avg	Lg	TD
Yarber	37	9	273	7.4	33	0
REDSKINS	56	10	615	11.0	73	0
Opponents	37	11	231	6.2	45	0

KICKOFF RETURNS	No.	Yds	Avg	Lg	TD
Griffin	25	478	19.1	54	0
REDSKINS	59	1,139	19.3	54	0
Opponents	63	1,352	21.5	95	1

FIELD GOALS	1-19	20-29	30-39	40-49	50+
Haji-Sheikh	0/0	5/5	6/10	2/4	0/0
REDSKINS	1/1	7/7	7/12	3/8	0/1
Opponents	0/0	6/7	5/7	8/11	0/3

DEFENSIVE STATISTICS	Player	T	S	A	T/L	PD	FF	FR
Walton	146	91	46	11	3	2	1	
Bowles	108	70	36	2	4	0	1	
Coleman	107	63	34	10	0	1	0	

NOTABLE

Record (Finish): 11-4 (Super Bowl XXII Champions)

National Honors: WR Gary Clark AP All-Pro, All-NFL Pro Bowl; CB Barry Wilburn AP All-Pro, All-NFL Team, UPI All-NFC; QB Doug Williams Super Bowl XXII MVP; DE Charles Mann Pro Bowl; CB Darrell Green Pro Bowl.

Starters: Offense: WR Art Monk(9), TE Don Warren(12), LT Joe Jacoby(12), LG/C Raleigh McKenzie(10), C Russ Grimm(5), RG RC Thielemann(12), RT/LG Ed Simmons(2/1), WR Gary Clark(11), QB Jay Schroeder(10), RB George Rogers(9), WR Ricky Sanders(5), TE Clint Didier(6), C Jeff Bostic(5), RT Mark May(10), QB Doug Williams(2), RB Keith Griffin(2), RB Kelvin Bryant(1), TE Terry Orr(1), TE Ken Whisenhunt(1), TE Joe Caravello(5), WR Clarence Verdin(1), WR Derrick Shepard(1), LG Derrick Briz(4), RG Phil Petty(3), TE Craig McEwen(3), LT Mark Carlson(3), RT Willard Soisson(3), C Eric Coyle(3), QB Ed Ruppert(3), WR Anthony Allen(3), TE Glenn Dennison(1), WR Lionel Vital(3), WR Ted Wilson(2).

Defense: LE Charles Mann(12), LT Dave Butz(12), RT Darryl Grant(11), RE Markus Koch(2), LLB Mel Kaufman(11), MLB Rich Milot(5), RLB Monte Coleman(12), LCB Darrell Green(12), RCB Barry Wilburn(12), SS Alvin Watson(12), FS Todd Bowles(12), RE Dexter Manley(10), MLB Neal Olkewicz(6), RT Dean Hamel(1), MLB Kurt Gouveia(1), LE Alec Gibson(3), RT Dan Bernish(3), SS Joe Cofer(1), RLB Bobby Curtis(3), SS Steve Gage(1), SS Charles Jackson(1), LT Ted Karras(1), LLB Jon Kimmel(1), FS Skip Lane(3), RE Steve Martin(3), LCB Michael Mitchell(3), LT Tony Sagnella(2), MLB Eric Wilson(3), RCB Dennis Woodbury(3).

Head Coach - Joe Gibbs

Date	Result	Time	Location	Score
Sept. 5	L	20-27	at Giants	76,417
Sept. 11	W	30-29	Pittsburgh	54,083
Sept. 18	W	17-10	Philadelphia	53,920
Sept. 25	L	21-30	at Phoenix	61,973
Oct. 2	L	23-24	Giants	54,601
Oct. 9	W	35-17	at Dallas	63,325
Oct. 16	W	33-17	Phoenix	54,402
Oct. 23	W	20-17	at Green Bay	51,767
Oct. 30	L	17-41	at Houston	48,781
Nov. 6	W	27-24	New Orleans	54,183
Nov. 13	L	14-34	Chicago	52,418
Nov. 21	L	21-37	at San Francisco	59,268
Nov. 27	L	13-17	Cleveland	51,604
Dec. 4	W	20-19	at Philadelphia	65,947
Dec. 11	L	17-24	Dallas	51,526
Dec. 17	L	17-20	• at Cincinnati	52,157

• overtime

Won 7, Lost 9

RECEIVING	No.	Yds	Avg	Long	TD
Sanders	73	1148	15.7	55f	12
Monk	72	946	13.1	46f	5
Clark	59	892	15.1	60f	7
REDSKINS	327	4339	13.3	60f	33
Opponents	261	3744	14.3	80f	24

INTERCEPTIONS	No.	Yds	Avg.	Long	TD
Wilburn	4	24	6.0	14	0
Marshall	3	61	20.3	43	0
Walton	3	54	18.0	29	0
REDSKINS	14	193	13.8	43	0
Opponents	25	271	10.8	40	0

PUNTING	No.	Yds	Avg	Net	TB	In	Lg	Blk
G. Coleman	39	1,505	38.6	29.2	3	8	53	0
REDSKINS	67	2562	38.2	29.8	6	10	55	1
Opponents	79	3116	39.4	34.2	2	21	54	1

PUNT RETURNS	Ret	FC	Yds	Avg	Lg	TD
Shepherd	12	2	104	8.7	23	0
Allen	10	2	62	6.2	14	0
Green	9	0	103	11.4	32	0
REDSKINS	52	9	377	7.3	34	0
Opponents	39	7	448	11.5	95f	1

KICKOFF RETURNS	No.	Yds	Avg	Lg	TD
Morris	21	413	19.7	35	0
Sanders	19	362	19.1	31	0
REDSKINS	74	1,355	18.3	44	0
Opponents	61	1,111	18.2	32	0

FIELD GOALS	1-19	20-29	30-39	40-49	50+
Lohmiller	1/1	6/8	5/7	7/10	0/0
Opponents	2/2	6/7	8/11	4/12	2/4

DEFENSIVE STATISTICS

Player	T	S	A	T/L	PD	FF	FR
Walton	196	116	72	8	6	3	0
Olkewicz	165	90	65	10	0	1	3
Bowles	141	85	55	1	7	2	0

NOTABLE

Record (Finish): 7-9; (3rd NFC East)

National Honors: K Chip Lohmiller, PFWA All Rookie. DE Charles Mann: Pro Bowl. T Mark May: Pro Bowl.

Starters: Offense: Art Monk (13), TE Don Warren (14), RT/RG Mark May (5/11), RG/LG RC Thieleman (5/3), C Jeff Bostic (11), LG/C Raleigh McKenzie (9/5), LT/RT Joe Jacoby (9/4), WR Ricky Sanders (4), WR Gary Clark (13), QB Doug Williams (10), RB Timmy Smith (8), RT/LT Jim Lachey (7/7), RB Kelvin Bryant (4), LG Russ Grimm (4), QB Mark Rypien (6), RB Jamie Morris (4), HB Craig McEwen (8), TE Anthony Jones (3), TE Terry Orr (3), TE Joe Caravello (6).

Defense: RE/LE Markus Koch (3/3), RT Darryl Grant (16), LT Dave Butz (16), LE Charles Mann (13), RLB Wilber Marshall (16), MLB Neal Olkewicz (16), LLB Monte Coleman (9), LCB Barry Wilburn (10), RCB Darrell Green (15), SS Alvin Walton (16), FS/RCB Todd Bowles (15/11), RE Dexter Manley (13), LLB Ravin Caldwell (1), LCB Brian Davis (6), LLB Mel Kaufman (7), FS Steve Gage (1).

	Redskins	Opponents
TOTAL FIRST DOWNS	306	293
Rushing	87	112
Passing	202	153
Penalty	17	28
POSSESSION AVG.	30.57	29.03
TOTAL NET YARDS	5,679	5,184
Avg. Per Game	355	324
Total Plays	1,053	982
Avg. Per Play	5.4	5.3
NET YARDS RUSHING	1,543	1,745
Avg. Per Game	96.4	109.1
Total Rushes	437	442
NET YARDS PASSING	4,136	3,439
Avg. Per Game	258.5	214.9
Sacked/Yards Lost	24/203	43/305
Gross Yards	4,339	3,744
Att./Completions	592/327	497/261
Completion Pct.	55.2	52.5
Had Intercepted	25	14
PUNTI/AVERAGE	67/38.2	79/39.4
NET PUNTING AVG.	29.8	34.2
PENALTIES/YARDS	96/817	91/711
FUMBLES/LOST	34/21	23/8
TOUCHDOWNS	41	46
Rushing	8	17
Passing	33	24
Returns	0	5

SCORE BY PERIODS	1	2	3	4	OT	PTS
REDSKINS	86	79	89	91	0	345
Opponents	70	125	64	125	3	387

SCORING	TD-Ru-Pa-Rt	Pat	FG	S	TP
Lohmiller	0 0 0 0	40/41	19/26	0	97
Sanders	12 0 12 0	0/0	0/0	0	72
Clark	7 0 7 0	0/0	0/0	0	42
Bryant	6 1 5 0	0/0	0/0	0	36
REDSKINS	41 8 33 0	40/41	19/26	1	345
Opponents	46 17 24 5	43/46	22/36	1	387

RUSHING	No.	Yds	Avg	Long	TD
Bryant	108	498	4.6	25	1
Smith	155	470	3.0	29	3
Morris	126	437	3.5	27f	2
REDSKINS	437	1,543	3.5	29	8
Opponents	442	1,745	3.9	50f	17

PASSING	Att	Comp	Yds	Cmp%	Yds/Att	TD	TD%	Int	Int%	Long	Sack/Lost	Rating
Williams	380	213	2,609	56.1	6.9	15	3.9	12	3.2	58	10/86	77.4
Rypien	208	114	1,730	54.8	8.3	18	8.7	13	6.3	60	14/115	85.2
REDSKINS	592	327	4,339	55.2	7.3	33	5.6	25	4.2	60	24/203	79.6
Opponents	497	261	3,744	52.5	7.5	24	4.8	14	2.8	80	43/305	81.6

1989

Head Coach - Joe Gibbs

Won 10, Lost 6

Sept. 11	L	24-27	New York Giants	54,160
Sept. 17	L	37-42	Philadelphia	53,493
Sept. 24	W	30-7	at Dallas	63,200
Oct. 1	W	16-14	at New Orleans	64,358
Oct. 8	W	30-28	Phoenix	53,335
Oct. 15	L	17-20	at New York Giants	76,245
Oct. 22	W	32-28	Tampa Bay	53,862
Oct. 29	L	24-37	at LA Raiders	52,781
Nov. 5	L	3-13	Dallas	53,187
Nov. 12	W	10-3	at Philadelphia	65,443
Nov. 20	L	10-14	Denver	52,975
Nov. 26	W	38-14	Chicago	50,044
Dec. 3	W	29-10	at Phoenix	38,870
Dec. 10	W	26-21	San Diego	47,693
Dec. 17	W	31-30	at Atlanta	37,501
Dec. 23	W	29-0	at Seattle	60,294

	Redskins	Opponents
TOTAL FIRST DOWNS	338	274
Rushing	101	72
Passing	217	177
Penalty	20	25
POSSESSION AVG.	32:58	27:02
TOTAL NET YARDS	6,253	4,915
Avg. Per Game	390.8	307.2
Total Plays	1,116	954
Avg. Per Play	5.6	5.2
NET YARDS RUSHING	1,904	1,344
Avg. Per Game	119.0	84.0
Total Rushes	514	384
NET YARDS PASSING	4,349	3,571
Avg. Per Game	271.8	223.2
Sacked/Yards Lost	21/127	40/304
Gross Yards	4,476	3,875
Att./Completions	581/337	530/277
Completion Pct.	58.0	52.3
Had Intercepted	17	27
PUNT/AVERAGE	63/42.3	76/40.1
NET PUNTING AVG.	63/33.3	76/34.5
PENALTIES/YARDS	105/881	98/796
FUMBLES/LOST	32/20	24/15
TOUCHDOWNS	42	38
Rushing	14	9
Passing	24	25
Returns	4	4

SCORE BY PERIODS	1	2	3	4	OT	PTS
REDSKINS	80	82	127	97	0	386
Opponents	76	99	47	86	0	308

SCORING	TD-Ru-Pa-Rt	Pal	FG	S	TP
Lohmiller	0 0 0 0	41/41	29/40	0	128
Byner	9 7 2 0	0/0	0/0	0	54
Clark	9 0 9 0	0/0	0/0	0	54
Monk	8 0 8 0	0/0	0/0	0	48
REDSKINS	42 14 24 4	41/42	29/40	3	386
Opponents	38 9 25 4	38/38	14/23	0	308

RUSHING	No.	Yds	Avg	Long	TD
Riggs	201	834	4.1	58	4
Byner	134	580	4.3	24	7
Morris	124	336	2.7	121	2
REDSKINS	514	1,904	3.7	58	14
Opponents	384	1,344	3.5	731	9

PASSING	Att	Comp	Yds	Cmp%	Yds/Att	TD	TD%	Int	Int%	Long	Sack/Lost	Rating
Rypien	476	280	3,768	58.8	7.9	22	4.6	13	2.7	80	16/108	88.1
Williams	93	51	585	54.8	6.3	1	1.1	3	3.2	46	2/10	64.1
REDSKINS	581	337	4,476	58.0	7.7	24	4.1	17	2.9	80	21/127	84.1
Opponents	530	277	3,875	52.3	7.3	25	4.7	27	5.1	72	40/304	70.6

RECEIVING	No.	Yds	Avg	Long	TD
Monk	86	1,186	13.8	601	8
Sanders	80	1,138	14.2	68	4
Clark	79	1,229	15.6	801	9
REDSKINS	337	4,476	13.3	801	24
Opponents	277	3,875	14.0	721	25

INTERCEPTIONS	No.	Yds	Avg.	Long	TD
A. Johnson	4	94	23.5	591	1
Walton	4	58	14.5	291	1
B. Davis	4	40	10.0	15	0
REDSKINS	27	284	10.5	591	3
Opponents	17	229	13.5	451	1

PUNTING	No.	Yds	Avg	Net	TB	In	Lg	Blk
Mojisi Jenko	62	2,663	43.0	33.3	9	21	74	1
REDSKINS	63	2,663	42.3	33.3	9	21	74	1
Opponents	76	3,047	40.1	34.5	10	22	59	0

PUNT RETURNS	Ret	FC	Yds	Avg	Lg	TD
Howard	21	18	200	9.5	38	0
REDSKINS	26	20	226	8.7	38	0
Opponents	34	5	383	11.3	53	0

KICKOFF RETURNS	No.	Yds	Avg	Lg	TD
Howard	21	522	24.9	991	1
REDSKINS	58	1,176	20.3	991	1
Opponents	74	1,532	20.7	961	1

FIELD GOALS	1-19	20-29	30-39	40-49	50+
Lohmiller	2/2	11/11	13/15	3/11	0/1
Opponents	0/0	5/5	5/8	3/7	1/3

DEFENSIVE STATISTICS

Player	T	S	A	TL	PD	FF	FR
Walton	137	79	56	2	5	0	1
Bowles	130	75	55	0	2	0	1
Marshall	108	52	48	8	1	1	2

NOTABLE

Record (Finish): 10-6 (3rd NFC East)

National Honors: T Jim Lachey: AP All-Pro, All-NFL, UPI All-NFC; QB Mark Rypien: Pro Bow; DE Charles Mann: Pro Bow; DT Tracy Rocker: PFWA All-Rookie, UPI All-Rookie.

Starters: Offense: WR Art Monk (12), TE Don Warren (15), RT Joe Jacoby (10), RG Mark May (9), C Jeff Bostic (16), LG/RG Russ Grimm (8/1), LT Jim Lachey (14), RB Gerald Riggs (7), RB Earnest Byner (13), WR Gary Clark (12), QB Mark Rypien (14), WR Ricky Sanders (12), LG Raleigh McKenzie (8), RG Mark Schlereth (6), LT/RT Ed Simmons (2/6), RB Jamie Morris (3), QB Doug Williams (2) TE Mike Tice (5), TE Terry Orr (1).

Defense: LE Charles Mann (16), LT/RE Markus Koch (6/1), RT Darryl Grant (16), RE Dexter Manley (10), RLB Wilber Marshall (16), MLB Neal Olkewicz (8), LLB Monte Coleman (3), LCB Brian Davis (9), RCB Darrell Green (7), SS Alvin Walton (12), FS Todd Bowles (16), SS Clarence Vaughn (4), LLB Ravin Caldwell (13), MLB Greg Manusky (7), MLB Kurt Gouveia (1), LT Tracy Rocker (10), RCB AJ Johnson (8), LCB Martin Mayhew (7), RE Fred Stokes (5), RCB Barry Wilburn (1).

1990

Won 10, Lost 6

Head Coach - Joe Gibbs				
Sept. 9	W	31-0	Phoenix	52,649
Sept. 16	L	13-26	at San Francisco	64,287
Sept. 23	W	19-15	Dallas	53,804
Sept. 30	W	38-10	at Phoenix	49,303
Oct. 14	L	20-24	NY Giants	54,737
Oct. 21	W	13-7	Philadelphia	53,567
Oct. 28	L	10-21	at NY Giants	75,321
Nov. 4	W	41-38	* at Detroit	69,326
Nov. 12	L	14-28	at Philadelphia	65,857
Nov. 18	W	31-17	New Orleans	52,573
Nov. 22	L	17-27	at Dallas	60,355
Dec. 2	W	42-20	Miami	53,599
Dec. 9	W	10-9	Chicago	53,920
Dec. 15	W	25-10	at New England	22,286
Dec. 22	L	28-35	at Indianapolis	58,173
Dec. 30	W	29-14	Buffalo	52,397
*overtime				
Playoffs				
Jan. 4	W	20-6	at Philadelphia	65,287
Jan. 12	L	10-28	at San Francisco	65,292

	Redskins	Opponents
TOTAL FIRST DOWNS	327	267
Rushing	117	77
Passing	193	166
Penalty	17	24
POSSESSION AVG.	32.19	27.41
TOTAL NET YARDS	5,562	4,730
Avg. Per Game	347.6	295.6
Total Plays	1,073	941
Avg. Per Play	5.2	5.0

	Redskins	Opponents
NET YARDS RUSHING	2,083	1,587
Avg. Per Game	130.2	99.2
Total Rushes	515	382
NET YARDS PASSING	3,479	3,143
Avg. Per Game	217.4	196.4
Sacked/Yards Lost	22/132	45/340
Gross Yards	3,611	3,483
Att./Completions	536/301	514/281
Completion Pct.	56.2	54.7
Had Intercepted	22	21

	Redskins	Opponents
PUNT/AVERAGE	55/37.5	76/43.4
NET PUNTING AVG.	33.4	36.9
PENALTIES/YARDS	102/824	89/712
FUMBLES/LOST	14/6	24/12
TOUCHDOWNS	41	35
Rushing	16	8
Passing	22	21
Returns	3	6

SCORE BY PERIODS	1	2	3	4	OT	PTS
REDSKINS	49	108	103	118	3	381
Opponents	37	98	75	91	0	301

SCORING	TD-Ru-Pa-Rt	Pat	FG	S	TP
Lohmiller	0 0 0 0	41/41	30/40	0	131
Clark	8 0 8 0	0/0	0/0	0	48
Byner	7 6 1 0	0/0	0/0	0	42
Riggs	6 6 0 0	0/0	0/0	0	36
REDSKINS	41 16 22 3	41/41	30/40	2	381
Opponents	35 8 21 6	35/35	18/23	1	301

PASSING	Att	Comp	Yds	Cmp%	Yds/Att	TD	TD%	Int	Int%	Long	Sack/Lost	Rating
Rypien	304	166	2,070	54.6	6.8	16	5.3	11	3.6	53	6/33	78.4
Humphries	156	91	1,015	58.3	6.5	3	1.9	10	6.4	44	9/62	57.5
Rutledge	68	40	455	8.8	6.6	2	2.9	1	1.5	40	6/34	82.7
REDSKINS	536	301	3,611	56.2	6.7	22	4.1	22	4.1	53	22/132	73.5
Opponents	514	281	3,483	54.7	6.7	21	4.1	21	4.1	80	45/340	72.5

RUSHING	No.	Yds	Avg	Long	TD
Byner	297	1,219	4.1	22	6
Riggs	123	475	3.9	20	6
REDSKINS	515	2,083	4.0	26	16
Opponents	382	1,587	4.2	48	8

RECEIVING	No.	Yds	Avg	Long	TD
Clark	75	1,112	14.8	53	8
Monk	68	770	11.3	44	5
REDSKINS	301	3,611	12.0	53	22
Opponents	281	3,483	12.4	80	21

INTERCEPTIONS	No.	Yds	Avg.	Long	TD
Mayhew	7	20	2.9	15	0
Green	4	20	5.0	18	1
REDSKINS	21	271	12.9	61	2
Opponents	22	271	12.3	42	5

PUNTING	No.	Yds	Avg	Net	TB	In	Lg	Bk
Mojisejkeno	43	1,687	39.2	34.2	0	17	53	1
Goodburn	11	377	34.3	30.4	1	6	48	0
REDSKINS	55	2,064	37.5	33.4	1	23	53	1
Opponents	76	3,290	43.3	36.9	5	21	59	0

PUNT RETURNS	Ret	FC	Yds	Avg	Lg	TD
Stanley	24	8	176	7.3	32	0
REDSKINS	48	17	388	8.1	32	0
Opponents	30	10	205	6.8	30	0

KICKOFF RETURNS	No.	Yds	Avg	Lg	TD
Howard	22	427	19.4	35	0
REDSKINS	61	1,113	18.2	37	0
Opponents	58	1,008	17.4	47	0

FIELD GOALS	1-19	20-29	30-39	40-49	50+
Lohmiller	2/2	10/10	12/14	3/6	3/8
Opponents	1/1	6/7	5/5	6/8	0/2

DEFENSIVE STATISTICS	Player	T	S	A	T/L	PD	FF	FR
Walton	143	74	66	3	2	0	0	
Bowles	115	55	60	0	6	1	1	
Marshall	107	66	31	10	2	2	2	

NOTABLE
Record (Finish): 10-6, (3rd NFC East)

National Honors: RB Earnest Byner; Pro Bowl. WR Gary Clark; Pro Bowl. CB Darrell Green; Pro Bowl, UPI All-NFC, LT Jim Lachey; Pro Bowl, AP All-Pro, All-NFL, UPI All-NFC.

Starters: Offense: WR Art Monk (16), TE Don Warren (15), RT Ed Simmons (11), RG Mark Schlereth (7), C Jeff Bostic (16), LG Russ Ginnim (11), LT Jim Lachey (16), WR Ricky Sanders (6), WR Gary Clark (16), QB Mark Rypien (10), RB Earnest Byner (16), RT Joe Jacoby (5), QB Stan Humphries (5), QB Jeff Rutledge (1), RG/LG Raleigh McKenzie (9/3), LG Mark Adickes (1), HB Ron Middleton (5), TE Jimmy Johnson (5), WR Walter Stanley (1).

Defense: LE Charles Mann (15), LT Tracy Rucker (7), RT/LT Darryl Grant (14/1), RE Markus Koch (13), RLB Wilber Marshall (15), MLB Greg Manusky (8), LLB Andre Collins (16), LCB Martin Mayhew (15), RCB Darrell Green (16), SS Alvin Walton (16), FS Todd Bowles (13), FS Terry Hoage (3), LCB Brad Edwards (1), CB Alvoid Mays (7), RT/RE Tim Johnson (1/1), LE/RE Fred Stokes (1/2), LT Eric Williams (8), RT James Geathers (1), MLB Kurt Gouveia (7).

1991

Won 14, Lost 2

Head Coach - Joe Gibbs

Sept. 1	W	45-0	Detroit	52,958
Sept. 9	W	33-31	at Dallas	63,025
Sept. 15	W	34-0	Phoenix	54,662
Sept. 22	W	34-27	at Cincinnati	52,038
Sept. 30	W	23-0	Philadelphia	55,198
Oct. 6	W	20-7	at Chicago	64,941
Oct. 13	W	42-17	Cleveland	54,715
Oct. 27	W	17-13	at Giants	76,627
Nov. 3	W	16-13	•Houston	55,096
Nov. 10	W	56-17	Atlanta	52,461
Nov. 17	W	41-14	at Pittsburgh	56,813
Nov. 24	L	21-24	Dallas	55,561
Dec. 1	W	27-6	at Rams	55,027
Dec. 8	W	20-14	at Phoenix	48,373
Dec. 15	W	34-17	Giants	54,722
Dec. 22	L	22-24	at Philadelphia	58,988

• overtime

		Playoffs		
Jan. 4	W	24-7	Atlanta	55,161
Jan. 12	W	41-10	Detroit	55,585
Jan. 26	W	37-24	Buffalo	63,130

Super Bowl XXVI, Minneapolis, MN

	Redskins	Opponents
TOTAL FIRST DOWN	302	242
Rushing	107	72
Passing	179	151
Penalty	16	19
POSSESSION AVG.	31:51	28:09
TOTAL NET YARDS	5,741	4,283
Avg. Per Game	358.8	268.3
Total Plays	996	947
Avg. Per Play	5.8	4.5
NET YARDS RUSHING	2,049	1,346
Avg. Per Game	128.1	84.1
Total Rushes	540	348
NET YARDS PASSING	3,692	2,947
Avg. Per Game	230.8	184.2
Sacked/Yards Lost	9/79	50/345
Gross Yards	3,771	3,292
Att./Completions	447/261	549/292
Completion Pct.	58.4	53.2
Had Intercepted	11	27
PUNT/AVERAGE	55/37.6	85/41.7
NET PUNTING AVG.	33.1	33.4
PENALTIES/YARDS	90/798	94/767
FUMBLES/LOST	26/12	22/14
TOUCHDOWNS	56	26
Rushing	21	11
Passing	30	13
Returns	5	2

SCORE BY PERIODS	1	2	3	4	OT	PTS
REDSKINS	83	150	101	148	3	485
Opponents	54	57	55	58	0	224

SCORING	TD-Ru	Pa-Rt	Pat	FG	S	TP		
Lohmiller	0	0	0	56/56	31/43	0	149	
Riggs	11	11	0	0/0	0/0	0	66	
Clark	10	0	10	0/0	0/0	0	60	
Monk	8	0	8	0/0	0/0	0	48	
REDSKINS	56	21	30	5	56/56	31/43	0	485
Opponents	26	11	13	2	26/26	14/18	0	224

PASSING	Att	Comp	Yds	Cmp%	Yds/Att	TD	TD%	Int	Int%	Long	Sack/Lost	Rating
Rypien	421	249	3,564	59.1	8.4	28	6.7	11	2.6	82	7/59	97.9
REDSKINS	447	261	3,771	58.4	8.4	30	6.7	11	2.5	82	9/79	96.0
Opponents	549	292	3,292	53.2	6.0	13	2.4	27	4.9	75	50/345	58.8

RUSHING	No.	Yds	Avg	Long	TD
Byrner	274	1,048	3.8	32	5
Ervins	145	660	4.7	65	3
Riggs	78	248	3.2	32	11
REDSKINS	540	2,049	3.8	65	21
Opponents	348	1,346	3.9	75	11

RECEIVING	No.	Yds	Avg	Long	TD
Monk	71	1,049	14.8	64	8
Clark	70	1,340	19.1	82	10
REDSKINS	261	3,771	14.4	82	30
Opponents	292	3,292	11.3	75	13

INTERCEPTIONS	No.	Yds	Avg.	Long	TD
Marshall	5	75	15.0	54	1
Green	5	47	9.4	24	0
REDSKINS	27	279	10.3	54	13
Opponents	11	109	9.9	74	1

PUNTING	No.	Yds	Avg	Net	TB	In	Lg	Blk
Goodbum	52	2,070	39.8	33.1	3	16	61	3
REDSKINS	55	2,070	37.6	33.1	3	16	61	3
Opponents	85	3,548	41.7	33.4	5	13	58	0

PUNT RETURNS	Ret	FC	Yds	Avg	Lg	TD
Mitchell	45	21	600	13.3	69	2
REDSKINS	46	21	610	13.3	69	2
Opponents	31	7	190	6.1	20	0

KICKOFF RETURNS	No.	Yds	Avg	Lg	TD
Mitchell	29	583	20.1	35	0
REDSKINS	49	926	18.9	46	0
Opponents	66	1,153	17.5	39	0

FIELD GOALS	1-19	20-29	30-39	40-49	50+
Lohmiller	0/0	9/9	10/12	10/17	2/5
Opponents	0/0	5/5	5/7	3/3	1/3

DEFENSIVE STATISTICS	Player	T	S	A	T/L	PD	FF	FR
A. Collins	151	87	60	4	6	1	0	
Marshall	135	73	51	11	7	4	2	
Edwards	135	70	65	0	9	1	0	

NOTABLE
Record (Finish): 14-2; (Super Bowl XXVI Champion)

National Honors: Coach Joe Gibbs: The Sporting News Coach of the Year. RB Earnest Byrner: Pro Bowl. WR Gary Clark: Pro Bowl, UPI All-NFC; RB Ricky Ervin: Pro Bowl, UPI All-Rookie; CB Darrell Green: Pro Bowl, PFWA All-Pro, AP All-Pro, All-NFL, UPI All-NFC; LT Jim Lachey: Pro Bowl, PFWA All-Pro, AP All-Pro, All-NFL, UPI All-NFC; K Chip Lohmiller: Pro Bowl, UPI All-NFC; DE Charles Mann: Pro Bowl. LB Wilber Marshall: UPI All-NFC; G Raleigh McKenzie: UPI All-NFC; QB Mark Rypien: Super Bowl XXVI MVP, Pro Bowl, Football News NFC Player of the Year, UPI NFC Offensive Player of the Year, UPI All-NFC; G Mark Schlereth: Pro Bowl.

Starters: Offense: WR Gary Clark (16), HB Terry Orr (6), WR Ricky Sanders (7), LT Jim Lachey (15), LT Russ Grimm (1), LG Raleigh McKenzie (14), C Jeff Bostic (16), RG Mark Schlereth (16), LG/RT Joe Jacoby (2/14), RT Ed Simmons (2), TE Ron Middleton (12), TE Don Warren (7), WR Art Monk (16), QB Mark Rypien (16), RB Earnest Byrner (16).

Defense: LE Charles Mann (15), LE Jason Buck (1), LT Eric Williams (15), LT Bobby Wilson (1), RT Tim Johnson (16), RE Markus Koch (5), RE Fred Stokes (11), LLB Wilber Marshall (16), MLB Matt Millen (14), MLB Kurt Gouveia (1), MLB Monte Coleman (1), RLB Andre Collins (16), LCB Martin Mayhew (16), RCB Darrell Green (16), SS Alvin Walton (2), SS Danny Copeland (14), FS Brad Edwards (16).



1992

Head Coach - Joe Gibbs

Sept. 7	L	10-23	at Dallas	63,538
Sept. 13	W	24-17	Atlanta	54,343
Sept. 20	W	13-10	Detroit	55,818
Oct. 4	L	24-27	at Phoenix	34,488
Oct. 12	W	34-3	Denver	56,371
Oct. 18	W	16-12	Philadelphia	56,380
Oct. 25	W	15-13	at Minnesota	59,098
Nov. 1	L	7-24	New York Giants	53,647
Nov. 8	W	16-3	at Seattle	53,616
Nov. 15	L	15-35	at Kansas City	75,238
Nov. 23	L	3-20	at New Orleans	68,591
Nov. 29	W	41-3	Phoenix	53,541
Dec. 6	W	28-10	at New York Giants	62,998
Dec. 13	W	20-17	Dallas	56,437
Dec. 20	L	13-17	at Philadelphia	65,841
Dec. 26	L	20-21	Los Angeles Raiders	53,032
Playoffs				
Jan. 2	W	24-7	at Minnesota	57,353
Jan. 9	L	13-20	at San Francisco	64,991

Won 9, Lost 7

Redskins		Opponents				
TOTAL FIRST DOWNS	276		249			
Rushing	104		89			
Passing	160		138			
Penalty	12		22			
POSSESSION AVG.	31.04		28.56			
TOTAL NET YARDS	4,890		4,438			
Avg. Per Game	305.6		277.4			
Total Plays	991		911			
Avg. Per Play	4.9		4.9			
NET YARDS RUSHING	1,727		1,696			
Avg. Per Game	107.9		106.0			
Total Rushes	483		406			
NET YARDS PASSING	3,163		2,742			
Avg. Per Game	197.7		171.4			
Sacked/Yards Lost	23/176		39/279			
Gross Yards	3,339		3,021			
Att./Completions	485/272		466/258			
Completion Pct.	56.1		55.4			
Had Intercepted	17		23			
PUNTI/AVERAGE	65/39.3		73/42.8			
NET PUNTING AVG.	65/32.7		73/37.2			
PENALTIES/YARDS	84/741		85/709			
FUMBLES/LOST	18/17		23/11			
TOUCHDOWNS	30		30			
Rushing	10		11			
Passing	15		15			
Returns	5		4			
SCORE BY PERIODS						
REDSKINS	79	92	63	66	0	300
Opponents	32	103	40	80	0	255
SCORING	TD-Ru-Pa-Rt	Pat	FG	S	TP	
Lohmiller	0 0 0 0	30/30	30/40	0	120	
Byner	7 6 1 0	0/0	0/0	0	42	
Clark	5 0 5 0	0/0	0/0	0	30	
REDSKINS	30 10 15 5	30/30	30/40	0	300	
Opponents	30 11 15 4	29/30	14/21	2	255	

RUSHING		No.	Yds	Avg	Long	TD
Byner		262	998	3.8	23	6
Ervins		151	495	3.3	25	2
Mitchell		6	70	11.7	33	0
REDSKINS		463	1,727	3.6	33	10
Opponents		406	1,696	4.2	36	11
RECEIVING		No.	Yds	Avg	Long	TD
Clark		64	912	14.3	47	5
Sanders		51	707	13.9	62	3
Monk		46	644	14.0	49	3
REDSKINS		272	3,339	12.3	62	15
Opponents		258	3,021	11.7	89	15
INTERCEPTIONS		No.	Yds	Avg.	Long	TD
Edwards		6	157	26.2	53	1
Mayhew		3	58	19.3	33	0
Gouveia		3	43	14.3	28	0
REDSKINS		23	485	21.1	65	2
Opponents		17	318	18.7	49	2

PUNTING		No.	Yds	Avg	Net	TB	In	Lg	Bk
Goodburn		64	2,555	39.9	32.7	5	17	66	1
REDSKINS		65	2,555	39.3	32.7	5	17	66	1
Opponents		73	3,128	42.8	37.2	3	18	58	0

PUNT RETURNS		Ret	FC	Yds	Avg	Lg	TD
Mitchell		29	9	271	9.3	84	1
REDSKINS		37	12	355	9.6	84	2
Opponents		27	13	332	12.3	79	1

KICKOFF RETURNS		No.	Yds	Avg	Lg	TD
Mitchell		23	492	21.4	47	0
REDSKINS		48	973	20.3	47	0
Opponents		54	1,074	19.9	99	1

FIELD GOALS		1-19	20-29	30-39	40-49	50+
Lohmiller		2/2	9/9	9/15	8/12	2/2
Opponents		1/1	5/7	2/3	5/8	1/2

DEFENSIVE STATISTICS

Player	T	S	A	T/L	PD	FF	FR
Gouveia	169	90	75	4	3	3	0
Edwards	168	81	86	1	8	1	0
Marshall	138	90	39	9	15	3	2

NOTABLE

Record (Finish): 9-7; (3rd NFC East)

National Honors: LB Wilber Marshall: PFWA All-Pro, AP All-Pro, All-NFL, UPI All-NFC, Pro Bowl; FS Brad Edwards: UPI All-NFC.

Starters: Offense: WR Gary Clark (14), WR Ricky Sanders (5), TE Ron Middleton (12), TE Don Warren (10), HB Terry Orr (7), WR Art Monk (14), TE James Jenkins (1), WR Desmond Howard (1), LT Jim Lachey (10), LT Moe Elewonibi (4), LT/RT Ed Simmons (1/10), LT/LG/C Raleigh McKenzie (1/5/10), LG/RT Joe Jacoby (4/5), LG/RT Ray Brown (7/1), C Jeff Bostic (4), C Matt Elliott (2), RG Mark Schlereth (16), QB Mark Rypien (16), RB Ernest Byner (16).

Defense: LE Charles Mann (16), LT Bobby Wilson (5), LT Eric Williams (6), LT Jason Buck (5), RT Tim Johnson (16), RE Fred Stokes (10), RE Shane Collins (6), LLB Wilber Marshall (16), MLB Kurt Gouveia (14), MLB John Brantley (2), RLB Andre Collins (14), RLB Tony Barker (2), LCB Martin Mayhew (10), LCB Alvoid Mays (2), LCB Todd Bowles (1), LCB/RCB AJ Johnson (3/8), RCB Darrell Green (7), SS Danny Copeland (13), SS Todd Bowles (3), FS Brad Edwards (16).

PASSING	Att	Comp	Yds	Cmp%	Yds/Att	TD	TD%	Int	Int%	Long	Sack/Lost	Rating
Rypien	479	269	3,282	56.2	6.8	13	2.7	17	3.5	62	23/176	71.7
REDSKINS	485	272	3,339	56.1	6.8	15	3.1	17	3.5	62	23/176	71.7
Opponents	466	258	3,021	55.4	6.4	15	3.2	23	4.9	89	39/279	65.4

1993

Head Coach - Richie Petitbon				
Sept. 6	W	35-16	Dallas	56,345
Sept. 12	L	10-17	Phoenix	53,525
Sept. 19	L	31-34	at Philadelphia	65,435
Oct. 4	L	10-17	at Miami	68,568
Oct. 10	L	7-41	New York Giants	53,715
Oct. 17	L	6-36	at Phoenix	48,143
Nov. 1	L	10-24	at Buffalo	79,106
Nov. 7	W	30-24	Indianapolis	50,523
Nov. 14	L	6-20	at New York Giants	76,606
Nov. 21	L	6-10	at L.A. Rams	45,546
Nov. 28	L	14-17	Philadelphia	46,663
Dec. 5	W	23-17	at Tampa Bay	49,035
Dec. 11	L	0-3	New York Jets	47,970
Dec. 19	W	30-17	Atlanta	50,192
Dec. 26	L	3-38	at Dallas	64,497
Dec. 31	L	9-14	Minnesota	42,836

Won 4, Lost 12

RUSHING	No.	Yds	Avg	Long	TD
Brooks	233	1,063	4.8	85t	3
Mitchell	63	246	3.9	29t	3
Erwins	50	201	4.0	18	0
REDSKINS	396	1,728	4.4	85t	11
Opponents	513	2,112	4.1	35	14

RECEIVING	No.	Yds	Avg	Long	TD
Sanders	58	638	11.0	50	4
Monk	41	398	9.7	29	2
McGee	39	500	12.8	54	3
REDSKINS	287	2,764	9.6	54	11
Opponents	291	3,584	12.3	80t	24

INTERCEPTIONS	No.	Yds	Avg.	Long	TD
Carter	6	54	9.0	29	0
Green	4	10	2.5	6	0
REDSKINS	17	241	14.2	69t	2
Opponents	21	209	10.0	30	2

	Redskins	Opponents
TOTAL FIRST DOWNS	255	304
Rushing	92	127
Passing	143	157
Penalty	20	20

POSESSION AVG.	27.58	32.02
TOTAL NET YDS	4,273	5,499
Avg. Per Game	267.1	343.6
Total Plays	969	1,027
Avg. Per Play	4.4	5.4

NET YARDS RUSHING	1,728	2,112
Avg. Per Game	107.9	131.9
Total Rushes	396	513

NET YARDS PASSING	2,545	3,387
Avg. Per Game	159.1	211.6
Sacked/Yards Lost	40/219	31/197
Gross Yards	2,764	3,584

Att./Completions	533/287	483/291
Completion Pct.	53.8	60.2
Had Intercepted	21	17

PUNTS/AVERAGE	83/43.9	73/41.1
NET PUNTING AVG	83/37.4	73/36.6

PENALTIES/YARDS	90/597	100/782
FUMBLES/LOST	24/10	25/14
TOUCHDOWNS	26	42

Rushing	11	14
Passing	11	24
Returns	4	4

SCORE BY PERIODS	1	2	3	4	OT	PTS
REDSKINS	23	77	59	71	0	230
Opponents	81	92	69	103	0	345

SCORING	TD	Ru	Pa	Rt	Pat	FG	S	TP
Lohmiller	0	0	0	0	24/26	16/28	0	72
Sanders	4	0	4	0	0/0	0/0	0	24
Brooks	3	3	0	0	0/0	0/0	0	18
McGee	3	0	3	0	0/0	0/0	0	18
Mitchell	3	3	0	0	0/0	0/0	0	18
Rypien	3	3	0	0	0/0	0/0	0	18
REDSKINS	26	11	11	4	24/26	16/28	1	230
Opponents	42	14	24	4	40/42	17/22	1	345

PUNTING	No.	Yds	Avg	Net	TB	In	Lg	Blk
Roby	78	3,447	44.2	37.2	10	25	60	0
REDSKINS	83	3,644	43.9	37.4	10	28	60	0
Opponents	73	2,995	41.0	36.6	4	20	65	0

PUNT RETURNS	Ret	FC	Yds	Avg	Lg	TD
Mitchell	29	7	193	6.7	48	0
REDSKINS	35	8	245	7.0	48	0
Opponents	34	23	343	10.1	62t	2

KICKOFF RETURNS	No.	Yds	Avg	Lg	TD
Mitchell	33	678	20.5	68	0
Howard	21	405	19.3	33	0
REDSKINS	59	1,166	19.8	68	0
Opponents	36	722	20.1	43	0

FIELD GOALS	1-19	20-29	30-39	40-49	50+
Lohmiller	2/2	4/4	8/12	1/4	1/6
Opponents	0/0	6/7	4/5	6/7	1/3

DEFENSIVE STATISTICS

Player	T	S	A	T/L	PD	FF	FR
Gouveia	174	83	88	3	5	2	0
Edwards	150	89	61	0	2	0	1
Copeland	129	64	63	2	3	0	0

NOTABLE

Record (Finish): 4-12 (5th NFC East)

National Honors: RB Reggie Brooks: PFWA

All-Rookie.

Starters: Offense: WR Tim McGee (12), WR Art Monk (5), LT Mo Elewonibi (15), LT Joe Jacoby (1), LG/RT Ray Brown (11/3), LG/C/RG Raleigh McKenzie (3/6/6), LG/RG Vernice Smith (2/1) C Jeff Bostic (10), RG Mark Schlereth (8), RT Ed Simmons (13), TE Ron Middleton (16), TE James Jenkins (4), WR Ricky Sanders (11), WR Desmond Howard (5), QB Mark Rypien (10), QB Cary Conklin (2), QB Rich Gannon (4), RB/HB Earnest Byner (2/1), RB Brian Mitchell (4), HB Frank Wycheck (6), RB Reggie Brooks (11).

Defense: LE Charles Mann (11), LE/LT/RE Jason Buck (1/1/1), LE Al Noga (4), LT Eric Williams (4), LT/RT Bobby Wilson (8/1), LT Jeff Faulkner (3), RT Tim Johnson (15), RE Shane Collins (5), RE Sterling Palmer (10), LLB Carl Banks (15), LLB/RLB Monte Coleman (1/3), MLB Kurt Gouveia (16), RLB Andre Collins (13), LCB AJ Johnson (3), LCB Tom Carter (1), LCB Alvoid Mays (2), RCB Darrell Green (16), SS Danny Copeland (14), SS Todd Bowles (2), FS Brad Edwards (16).

PASSING	Att	Comp	Yds	Cmp%	Yds/Att	TD	TD%	Int	Int%	Long	Sack/Lost	Rating
Rypien	319	166	1,514	52.0	4.7	4	1.3	10	3.1	43	16/87	56.3
Gannon	125	74	704	59.2	5.6	3	2.4	7	5.6	54	16/87	59.6
Conklin	87	46	496	52.9	5.7	4	4.6	3	3.4	34	8/45	70.9
REDSKINS	533	287	2,764	53.8	5.1	11	2.1	21	3.9	54	40/219	59.0
Opponents	483	291	3,583	60.2	7.4	24	5.0	17	3.5	80	31/197	85.1

1994

Head Coach - Norv Turner			
Sept. 4	L	7-26	Seattle
Sept. 11	W	38-24	at New Orleans
Sept. 18	L	23-31	at New York Giants
Sept. 25	L	20-27	Atlanta
Oct. 2	L	7-34	Dallas
Oct. 9	L	17-21	at Philadelphia
Oct. 16	L	16-19	* Arizona
Oct. 23	W	41-27	at Indianapolis
Oct. 30	L	29-31	Philadelphia
Nov. 6	L	22-37	San Francisco
Nov. 20	L	7-31	at Dallas
Nov. 27	L	19-21	New York Giants
Dec. 4	L	21-26	at Tampa Bay
Dec. 11	L	15-17	at Arizona
Dec. 18	L	14-17	Tampa Bay
Dec. 24	W	24-21	at L.A. Rams

* Overtime

Won 3, Lost 13

52,930
58,049
77,298
53,238
55,394
63,947
50,019
57,879
53,530
54,335
64,644
43,384
45,121
53,790
47,315
25,705

	Redskins	Opponents
TOTAL FIRST DOWNS	269	331
Rushing	79	129
Passing	166	182
Penalty	24	20
POSSESSION AVG.	26:55	33:05
TOTAL NET YARDS	4793	5609
Avg. Per Game	299.6	350.6
Total Plays	974	1,080
Avg. Per Play	4.9	5.2
NET YARDS RUSHING	1,415	1,975
Avg. Per Game	88.4	123.4
Total Rushes	407	566
NET YARDS PASSING	3,378	3,634
Avg. Per Game	211.1	227.1
Sacked/Yards Lost	21/146	28/165
Gross Yards	3524	3799
Att./Completions	546/271	496/300
Completion Pct.	49.6	60.5
Had Intercepted	27	17
PUNTS/AVERAGE	82/44.4	87/40.3
NET PUNTING AVG.	82/36.1	87/33.0
PENALTIES/YARDS	88/730	98/839
FUMBLES/BALL LOST	21/13	21/6
TOUCHDOWNS	37	52
Rushing	5	24
Passing	25	22
Returns	7	6

SCORE BY PERIODS	1	2	3	4	OT	PTS
REDSKINS	44	137	62	77	0	320
Opponents	95	128	81	105	3	412

SCORING	TD	Ru	Pa	Rt	Pat	FG	S	TP
Lohmiller	0	0	0	0	30/32	20/28	0	90
Ellard	6	0	6	0	0/0	0/0	0	36
Howard	5	0	5	0	0/0	0/0	0	32
Ervins	4	3	1	0	0/0	0/0	0	24
Jenkins	4	0	4	0	0/0	0/0	0	24
REDSKINS	37	5	25	7	30/32	20/28	1	320
Opponents	52	24	22	6	47/47	17/28	0	412

2-Pt. Conversions: Howard, Mitchell, Winans
REDSKINS 3-5, Opponents 1-5

PASSING	Att	Comp	Yds	Cmp%	Yds/Att	TD	TD%	Int	Int%	Long	Sack/Lost	Rating
Shuler	265	120	1658	45.3	6.2	10	3.8	12	4.5	81	12/83	59.6
Friesz	180	105	1266	58.3	7.0	10	5.6	9	5.0	73	6/45	77.7
Ferrotte	100	46	600	46.0	6.0	5	5.0	5	5.0	51	3/18	61.3
REDSKINS	546	271	3,534	49.6	6.4	25	4.6	27	4.9	81	21/146	65.0
Opponents	496	300	3,799	60.5	7.6	22	4.4	17	3.4	85	28/165	84.9

RUSHING	No.	Yds	Avg	Long	TD
Ervins	185	650	3.5	49	3
Mitchell	78	311	4.0	33	0
Brooks	100	297	3.0	15	2
REDSKINS	407	1,415	3.5	49	5
Opponents	556	1,975	3.6	38	24

RECEIVING	No.	Yds	Avg	Long	TD
Ellard	74	1,397	18.9	73t	6
Ervins	51	293	5.7	21	1
Howard	40	727	18.2	81t	5
REDSKINS	271	3,524	13.0	81t	25
Opponents	300	3,799	12.7	85t	22

INTERCEPTIONS	No.	Yds	Avg.	Long	TD
A. Collins	4	150	37.5	92	12
Carter	3	58	19.3	40	0
Bayless	3	38	12.7	19	0
Green	3	32	10.7	27t	1
REDSKINS	17	326	19.2	92t	3
Opponents	27	482	17.9	73t	4

PUNTING	No.	Yds	Avg	Net	TB	In	Lg	Blk
Roby	82	3,639	44.4	36.1	12	21	65	0
Opponents	87	3,506	40.3	33.0	9	27	59	0

PUNT RETURNS	Ret	FC	Yds	Avg	Lg	TD
Mitchell	32	24	452	14.1	78t	2
Opponents	45	11	441	9.8	83t	1

KICKOFF RETURNS	No.	Yds	Avg	Lg	TD
Mitchell	58	1,478	25.5	86	0
REDSKINS	71	1,685	23.7	86	0
Opponents	62	1,389	22.4	96t	1

FIELD GOALS	1-19	20-29	30-39	40-49	50+
Lohmiller	0/0	9/11	5/6	5/8	1/3
Opponents	0/0	7/7	6/9	2/8	2/4

DEFENSIVE STATISTICS	T	S	A	T/L	PD	FF	FR
A. Collins	171	99	65	7	5	2	1
Stowe	157	80	73	4	0	1	0
Harvey	130	74	47	9	3	4	1

NOTABLES
Record (Finish): 3-13 (5th NFC East)

National Honors: P Reggie Roby: First Team AP, Pro Bow; KR Brian Mitchell: Second Team AP; LB Ken Harvey: Second Team AP, Pro Bowl.

Starters: Offense: WR Desmond Howard (15), LT Jim Lachey (13), LG/LT Ray Brown (14),2), C/RG/LG Raleigh McKenzie (4/10/2), RG Mark Schlereth (4), RT Ed Simmons (16), TE Elhan Horton (15), TE James Jenkins (3), QB John sFriesz (4), QB Heath Shuler (8), QB Gus Ferrotte (4), RB Reggie Brooks (5), RB Ricky Ervins (10), RB/FB Brian Mitchell (1/6), FB Cedric Smith (8), FB Frank Wycheck (1).

Defense: LE Tony Woods (15), LT Bobby Wilson (9), LT/RT Lamar Mills (1/3), LT Leonard Marshall (3), LT Marc Boutte (3), RE Sterling Palmer (16), LLB Ken Harvey (16), MLB Tyrone Stowe (15), MLB Kurt Gouveia (1), RLB Andre Collins (16), LCB Tom Carter (16), RCB Darrell Green (16), SS Martin Bayless (15), Keith Taylor (1), FS Darryl Morrison (16).

OWNERSHIP
COACHES
PLAYERS
STATISTICS
RECORDS
HISTORY
SIDELINES

1995

Head Coach - Norv Turner

Sept. 3	W	27-7	Arizona	52,731
Sept. 10	L	8-20	Oakland	54,548
Sept. 17	L	31-38	@ Denver	71,930
Sept. 24	L	6-14	@ Tampa Bay	49,234
Oct. 1	W	27-23	Dallas	55,489
Oct. 8	L	34-37	* @ Philadelphia	65,498
Oct. 15	L	20-24	@ Arizona	42,370
Oct. 22	W	36-30	* Detroit	52,332
Oct. 29	L	15-24	NY Giants	53,310
Nov. 5	L	3-24	@ Kansas City	77,821
Nov. 19	L	20-27	Seattle	51,298
Nov. 26	L	7-14	Philadelphia	50,539
Dec. 3	W	24-17	@ Dallas	64,866
Dec. 10	L	13-20	@ NY Giants	48,247
Dec. 17	W	35-23	@ St. Louis	63,760
Dec. 24	W	20-17	Carolina	42,903

• Overtime

Won 6, Lost 10

RECEIVING		No.	Yds	Avg	Long	TD
Ellard		56	1,005	17.9	59	5
Mitchell		38	324	8.5	22t	1
Westbrook		34	522	15.4	45	1
Redskins		265	3,496	13.2	73t	16
Opponents		338	3,403	10.1	59t	20

INTERCEPTIONS		No.	Yds	Avg.	Long	TD
Carter		4	116	29.0	51t	1
Green		3	42	14.0	22	1
Richard		3	24	8.0	24	0
REDSKINS		16	250	15.6	51t	2
Opponents		20	338	16.9	75t	3

PUNTING		No.	Yds	Avg	Net	TB	In	Lg	Blk
Turk		74	3,140	42.4	37.7	9	29	60	0
Opponents	72	2,984	41.4	35.1	7	25	60	1	

PUNT RETURNS		Ret	FC	Yds	Avg	Lg	TD
Mitchell		25	15	315	12.6	59t	1
Redskins		26	15	315	12.1	59t	1
Opponents		26	13	173	6.7	35	0

KICKOFF RETURNS		No.	Yds	Avg	Lg	TD
Mitchell		55	1,408	25.6	59	0
Redskins		69	1,646	23.9	59	0
Opponents		70	1,434	20.5	91t	1

FIELD GOALS		1-19	20-29	30-39	40-49	50+
Murray		1/1	9/9	10/13	6/11	1/2
Redskins		1/1	9/9	10/13	6/11	1/2
Opponents 1/1		5/5	10/10	6/7	0/4	

DEFENSIVE STATISTICS		T	S	A	TL	PD	FF	FR	FR
Patton		103	54	4	161	2	4	1	
Stephens		77	75	4	153	4	2	1	
Harvey		78	38	16	132	5	3	2	

NOTABLE

Record (Finish): 6-10 (3rd NFC East)

National Honors: KR Brian Mitchell: Pro Bowl, First Team AP, College & Pro Football Weekly, PFWA, Second Team Football Digest, The Sporting News, USA Today, Second Team Football News; LB Ken Harvey: Pro Bowl, First Team Sports Illustrated, USA Today, Second Team AP, Football Digest, Football News, UPI All-NFC; RB Terry Allen: Second Team UPI All-NFC

Starters: Offense: WR Michael Westbrook (9), WR Leslie Shepherd (4), WR Olanda Tuitt (2), LT Jim Lachey (3), LT Joe Patton (3), LG Ray Brown (16), C John Gesek (12), C Vernice Smith (2), C Cory Rayment (2), RG Tré Johnson (9), G John Gesek (4), G Vernice Smith (3), RT Ed Simmons (16), TE Scott Galbraith (16), TE James Jenkins (4), TE Jamie Asher (2), TE Coleman Bell (1), WR Henry Ellard (15), WR Tydus Winans (1), QB Gus Frewette (11), QB Heath Shuler (5), RB Terry Allen (16), FB Marc Logan (10), FB Brian Mitchell (1).

Defense: LE Tony Woods (16), LT Marc Boutte (16), RT William Gaines (11), RT Tim Johnson (5), RE Sterling Palmer (13), RE Rich Owens (3), LLB Ken Harvey (16), MLB Rod Stephens (16), RLB Marcus Patton (16), LCB Tom Carter (16), RCB Darrell Green (16), SS James Washington (12), SS Keith Taylor (4), FS Stanley Richard (16).

TOTAL FIRST DOWNS		Redskins	Opponents
Rushing		297	323
Passing		105	127
Penalty		169	182
		23	14
POSSESSION AVG.		28:42	31:18
TOTAL NET YARDS		5,184	5,400
Avg. Per Game		324.0	337.5
Total Plays		1,026	1,059
Avg. Per Play		5.1	5.1
NET YARDS RUSHING		1,956	2,132
Avg. Per Game		122.3	133.3
Total Rushes		469	483
NET YARDS PASSING		3,228	3,268
Avg. Per Game		201.8	204.3
Sacked/Yards Lost		36/268	30/135
Gross Yards		3,496	3,403
Att./Completions		521/265	546/338
Completion Pct.		50.9	61.9
Had Intercepted		20	16
PUNTS/AVERAGE		74/42.4	72/41.4
NET PUNTING AVG.		74/37.7	72/35.1
PENALTIES/YARDS		78/563	100/780
FUMBLES/LOST		24/10	31/18
TOUCHDOWNS		35	42
Rushing		15	18
Passing		16	20
Returns		4	4

SCORE BY PERIODS		1	2	3	4	OT	PTS
REDSKINS		59	90	85	86	6	326
Opponents		65	126	48	117	3	359

SCORING		TD	Ru	Pa	Rt	Pat	FG	S	TP
Murray		0	0	0	0	33/33	27/36	0	114
Allen		11	10	1	0	0/0	0/0	0	66
Redskins		35	15	16	4	33/33	27/36	1	326
Opponents		42	18	20	4	39/40	22/27	0	359

RUSHING		No.	Yds	Avg	Long	TD
Allen		338	1,309	3.9	28	10
Mitchell		46	301	6.5	36t	1
Redskins		469	1,956	4.2	58t	15
Opponents		483	2,132	4.4	55t	18

PASSING	Att	Comp	Yds	Cmp%	Yds/Att	TD	TD%	Int	Int%	Long	Sack/Lost	Rating
Frewette	396	199	2,751	50.3	6.9	13	3.3	13	3.3	73	23/192	70.2
Shuler	125	66	745	52.8	5.9	3	2.4	7	5.6	44	13/76	55.6
REDSKINS	521	265	3,496	50.9	6.7	16	3.1	20	3.8	73	36/268	66.7
Opponents	546	338	3,403	61.9	6.2	20	3.7	16	2.9	59	30/135	79.6

1996

		Head Coach - Norv Turner		
Sept. 1	L	14-17	Philadelphia	53,415
Sept. 8	W	10-3	Chicago	52,711
Sept. 15	W	31-10	at New York Giants	71,693
Sept. 22	W	17-10	at St. Louis	62,303
Sept. 29	W	31-16	New York Jets	52,068
Oct. 13	W	27-22	at New England	59,638
Oct. 20	W	31-21	New York Giants	52,638
Oct. 27	W	31-16	Indianapolis	54,254
Nov. 3	L	13-38	at Buffalo	78,002
Nov. 10	L	34-37	* Arizona	51,929
Nov. 17	W	28-21	at Philadelphia	66,834
Nov. 24	L	16-19	* San Francisco	54,235
Nov. 28	L	10-21	* Dallas	64,955
Dec. 8	L	10-24	at Tampa Bay	44,733
Dec. 15	L	26-27	at Arizona	34,260
Dec. 22	W	37-10	Dallas	65,454

* Overtime

	Redskins	Opponents
TOTAL FIRST DOWNS	307	358
Rushing	106	146
Passing	174	191
Penalty	27	21
POSSESSION AVG.	27.32	32.28
TOTAL NET YARDS	5,229	5,723
Avg. Per Game	326.8	357.7
Total Plays	960	1,114
Avg. Per Play	5.4	5.1
NET YARDS RUSHING	1,910	2,275
Avg. Per Game	119.4	142.2
Total Rushes	467	520
NET YARDS PASSING	3,319	3,655
Avg. Per Game	207.4	215.5
Sacked/Yards Lost	22/134	34/207
Gross Yards	3,453	3,655
Att./Completions	471/270	560/325
Completion Pct.	57.3	58.0
Had Intercepted	11	21
PUNTS/AVERAGE	77/45.1	68/44.0
NET PUNTING AVG.	77/38.9	68/38.4
PENALTIES/YARDS	95/740	102/867
FUMBLES/BALL LOST	21/7	27/9
TOUCHDOWNS	41	33
Rushing	27	20
Passing	12	20
Returns	2	1

SCORE BY PERIODS	1	2	3	4	OT	PTS
REDSKINS	56	123	97	88	0	364
Opponents	39	110	68	89	6	312

SCORING	TD-Ru	Pa-Ri	Pat	FG	S	TP
Allen	21	21	0	0	0	126
Blanton	0	0	0	40/40	26/32	0 118
Shepherd	5	2	3	0	0	0 30
Asher	4	0	4	0	0	0 24
REDSKINS	41	27	12	2	40/40	26/32 0 364
Opponents	33	20	12	1	31/31	27/38 0 312

2-Pt. Conversions: None
 REDSKINS 0-1, Opponents 1-2

PASSING	Att	Comp	Yds	Comp%	Yds/Att	TD	TD%	Int	Int%	Long	Sack/Lost	Rating
Ferrette	470	270	3,453	57.4	7.3	12	2.6	11	2.3	52	22/134	79.3
REDSKINS	471	270	3,453	57.3	7.3	12	2.5	11	2.3	52	22/134	79.2
Opponents	560	235	3,655	58.0	6.5	12	2.1	21	3.8	64	34/207	69.2

Won 9, Lost 7

RUSHING	No.	Yds	Avg	Long	TD
Allen	347	1,353	3.9	49†	21
Mitchell	39	193	4.9	32	0
Davis	23	139	6.0	39†	2
REDSKINS	467	1,910	4.1	49†	27
Opponents	520	2,275	4.4	57	20

RECEIVING	No.	Yds	Avg	Long	TD
Elard	52	1,014	19.5	51	2
Asher	42	481	11.5	34	4
Westbrook	34	505	14.9	45	1
REDSKINS	270	3,453	12.8	52†	12
Opponents	325	3,655	11.2	64†	12

INTERCEPTIONS	No.	Yds	Avg.	Long	TD
Carter	5	24	4.8	24	0
Green	3	84	28.0	68†	1
Richard	3	47	15.7	42	0
REDSKINS	21	214	10.2	68†	1
Opponents	11	154	14.0	40†	0

PUNTING	No.	Yds	Avg	Net	TB	In	Lg	Blk
Turk	75	3,386	45.1	39.2	11	25	63	0
REDSKINS	77	3,470	45.1	38.9	12	25	63	0
Opponents	68	2,990	44.0	36.4	13	15	72	0

PUNT RETURNS	Ret	FC	Yds	Avg	Lg	TD
Mitchell	23	16	258	11.2	71	0
Opponents	35	5	235	6.7	28	0

KICKOFF RETURNS	No.	Yds	Avg	Lg	TD
Mitchell	56	1,258	22.5	50	0
REDSKINS	65	1,401	21.6	50	0
Opponents	76	1,610	21.2	63	0

FIELD GOALS	1-19	20-29	30-39	40-49	50+
Blanton	2/2	13/13	7/7	2/7	2/3
Opponents	3/3	9/9	10/14	4/10	1/2

DEFENSIVE STATISTICS

Player	T	S	A	T/L	PD	FF	FR
M. Patton	181	99	76	6	6	2	1
Stephens	167	87	71	9	6	0	1
Harvey	123	75	39	9	2	1	2

SACKS: Owens 11, Harvey 9, Nottage 5, Gilbert 3, Patton 2, Stevens 1, Woods 1, Palmer 1, Walker 1
 REDSKINS 34 Opponents 22

NOTABLES
 Record (Finish): 9:7 (3rd NFC East)

National Honors: RB Terry Allen: Pro Bowl, UPI All-NFC, AP All-Pro; G Bob Dahl: UPI All-NFC; QB Gus Ferrette: Pro Bowl; CB Darrell Green: Pro Bowl; LB Ken Harvey: Pro Bowl, UPI All-NFC; P Matt Turk: Pro Bowl, AP All-Pro, College & Pro Football Newsweekly, Football Digest All-Pro, Football News All-NFC, UPI All-NFC.

Starters: Offense: WR Henry Elard (16), LT/LG/RG Joe Patton (15/11); LT Shar Pourdaneh (3); LG Tré Johnson (15); C Jeff Uhlenhake (11); C Cory Rayment (5); RG Bob Dahl (15); TE Jamie Asher (12); TE Scott Galbraith (6); TE James Jenkins (6); WR Leslie Shepherd (6); WR Michael Westbrook (6); WR Bill Brooks (2); QB Gus Ferrette (16); RB Terry Allen (16); FB Marc Logan (9); FB Brian Mitchell (1).

Defense: LE Tony Woods (7); LE Sterling Palmer (6); LE Dexter Nottage (3); LT Marc Bouthe (10); LT William Gaines (6); RT Sean Gilbert (16); RE Rich Owens (16); LLB Ken Harvey (16); MLB Rod Stephens (15); MLB Patrice Alexander (1); RLB Marcus Patton (16); LCB Tom Carter (16); RCB Darrell Green (16); SS/FS Darryl Morrison (11/1); Brian Walker (4); Darryl Pounds (1); FS Stanley Richard (15).

1997

Won 8, Lost 7, Tied 1

		Head Coach - Norv Turner		
Aug. 31	W	24-10	at Carolina	72,633
Sept. 7	L	13-14	at Pittsburgh	58,059
Sept. 14	W	19-13	• Arizona	78,270
Sept. 28	W	24-13	Jacksonville	74,421
Oct. 5	L	10-24	at Philadelphia	67,008
Oct. 13	W	21-16	Dallas	76,159
Oct. 19	L	14-28	at Tennessee	31,042
Oct. 26	L	17-20	Baltimore	75,067
Nov. 2	W	31-8	at Chicago	53,032
Nov. 9	W	30-7	Detroit	75,261
Nov. 16	L	14-17	at Dallas	75,261
Nov. 23	T	7-7	• NY Giants	75,703
Nov. 30	L	20-23	St. Louis	74,772
Dec. 7	W	38-28	at Arizona	41,537
Dec. 13	L	10-30	at NY Giants	77,571
Dec. 21	W	35-32	Philadelphia	75,939
• Overtime				

	Redskins	Opponents
TOTAL FIRST DOWNS	300	292
Rushing	86	129
Passing	192	149
Penalty	22	14

POSSESSION AVG.	Redskins	Opponents
TOTAL NET YARDS	4,998	5,030
Avg. Per Game	312/4	314.4
Total Plays	1,033	1,058
Avg. Per Play	4.8	4.8

NET YARDS RUSHING	Redskins	Opponents
Avg. Per Game	100.9	138.8
Total Rushes	453	508

NET YARDS PASSING	Redskins	Opponents
Avg. Per Game	211.4	176.1
Sacked/Yards Lost	33/198	37/280
Gross Yards	3,581	3,098
Att./Completions	547/282	513/267
Completion Pct.	51.7	52.0
Had Intercepted	20	16

PUNTS/AVERAGE	Redskins	Opponents
NET PUNTING AVG.	85/44.6	95/42.5
NET PUNTING AVG.	85/39.2	95/35.3

PENALTIES/YARDS	Redskins	Opponents
FUMBLES/LOST	78/639	96/849
TOUCHDOWNS	21/7	36/14

TOUCHDOWNS	Redskins	Opponents
Rushing	40	32
Passing	12	15
Returns	22	14
	6	3

SCORE BY PERIODS	1	2	3	4	OT	PTS
REDSKINS	62	101	80	78	6	327
Opponents	64	74	53	98	0	289

SCORING	TD-Ru-Pa-Rt	Pat	FG	S	TP
Blanton	0 0 0 0	34/34	16/24	0	82
Allen	5 4 1 0	0/0	0/0	0	30
Shepherd	5 0 5 0	0/0	0/0	0	30
Redskins	40 12 22 6	39/39	16/24	0	327
Opponents	32 15 14 3	28/28	21/25	0	289

RUSHING	No.	Yds	Avg	Long	TD
Allen	210	724	3.4	34	4
Davis	141	567	4.0	18	3
Mitchell	23	107	4.7	26	1
Redskins	453	1,615	3.6	34	12
Opponents	508	2,212	4.4	511	15

PASSING	Att	Comp	Yds	Cmp%	Yds/Att	TD	TD%	Int	Int%	Long	Sack/Lost	Rating
Ferrotte	402	204	2,682	50.7	6.6	17	4.2	12	3.0	52	23/146	73.8
Hostetler	144	79	899	54.9	6.2	5	3.5	10	6.9	69	10/52	56.5
REDSKINS	547	283	3,581	51.7	6.5	22	4.0	22	4.0	69	33/198	69.1
Opponents	513	267	3,098	52.0	6.0	14	2.7	16	3.1	52	37/280	66.7

RECEIVING	No.	Yds	Avg	Long	TD
Asher	49	474	9.7	24	1
Mitchell	36	438	12.2	69	1
Westbrook	34	559	16.4	40t	3
Bowie	34	388	11.4	39t	2
Redskins	283	3,581	12.7	69	22
Opponents	267	3,098	11.6	52	14

INTERCEPTIONS	No.	Yds	Avg.	Long	TD
Dishman	4	47	11.8	29t	1
Richard	4	28	7.0	23	0
REDSKINS	16	222	13.9	83t	3
Opponents	22	262	11.9	35t	1

PUNTING	No.	Yds	Avg	Net	TB	In	Lg	Bk
Turk	84	3,788	45.1	39.2	11	32	62	1
Opponents	95	4,038	42.5	35.3	12	33	59	0

PUNT RETURNS	Ret	FC	Yds	Avg	Lg	TD
Mitchell	38	23	442	11.6	63t	1
Opponents	33	18	237	7.2	37	0

KICKOFF RETURNS	No.	Yds	Avg	Lg	TD
Mitchell	47	1,094	23.3	97t	1
Redskins	59	1,283	21.7	97t	1
Opponents	67	1,515	22.6	57	0

FIELD GOALS	1-19	20-29	30-39	40-49	50+
Blanton	2/2	4/4	5/6	4/8	1/4
Opponents	1/1	6/6	7/8	6/8	1/2

DEFENSIVE STATISTICS	Player	T	S	A	T/L	PD	FF	FR
Richard	181	125	55	1	12	0	1	1
Patton	175	129	43	3	4	4	1	1
Campbell	162	110	47	5	11	1	1	1

SACKS: Harvey 9.5, M Patton 4, Mims 4, Jones 4, Owens 3.5, Duff 2, Smith 2, Boutte 2, Pounds 2, Zornich 1, Dishman 1, Lang 1, Team 1. **REDSKINS 37**
Opponents 33

NOTABLE
Record (Finish): 8-7-1 (2nd NFC East)

National Honors: CB Kris Dishman: Pro Bowl; CB Darrell Green: Pro Bowl, College & Pro Football Weekly All-Pro; LB Ken Harvey: Pro Bowl; P Matt Turk: Pro Bowl, Sports Illustrated All-Pro, Pro Football Weekly All-NFC, The Sporting News All-Pro, Football News All-NFC, Football Digest All-NFL Second Team, USA Today All-Pro; LB Derek M. Smith: Football News All-Rookie.

Starters: Offense: WR Michael Westbrook (9), WR Albert Connell (1), LT/RT Shar Pourdaneh (10/4), LT/LG Joe Patton (6/10), LG/RG Tré Johnson (6/5), C Jeff Uhlenhake (13), C Cory Raymer (3), RG Bob Dahl (8), RG Brad Badger (1), RT Ed Simmons (12), TE Jamie Asher (13), TE James Jenkins (5), TE Darryl Ashmore (2), WR Leslie Shepherd (9), WR Henry Ellard (11), QB Gus Ferrotte (13), QB Jeff Hostetler (3), RB Terry Allen (10), RB Stephen Davis (6) FB Larry Bowie (12), FB Marc Logan (1), FB Brian Mitchell (1).

Defense: LE Kenard Lang (11), LE Jamal Duff (5), LT Chris Mims (7), LT Ryan Kuehl (5), LT/RT William Gaines (4/2), RT Marc Boutte (14), RE Rich Owens (15), RE Kelvin Kinney (1), LLB Ken Harvey (14), LLB Greg Jones (3), MLB Marvius Patton (16), RLB Derek Smith (16), LCB Kris Dishman (15), RCB Darrell Green (16), SS Jesse Campbell (16), FS Stanley Richard (16).

1998

		Head Coach - Norv Turner	
Sept. 6	L	24-31	at NY Giants
Sept. 14	L	10-45	San Francisco
Sept. 20	L	14-24	at Seattle
Sept. 27	L	16-38	Denver
Oct. 4	L	10-31	Dallas
Oct. 11	L	12-17	at Philadelphia
Oct. 18	L	7-41	at Minnesota
Nov. 1	W	21-14	NY Giants
Nov. 8	L	27-29	at Arizona
Nov. 15	W	28-43	Philadelphia
Nov. 22	L	42-45	Arizona
Nov. 29	W	29-19	at Oakland
Dec. 6	W	24-20	San Diego
Dec. 13	W	28-25	at Carolina
Dec. 19	W	20-16	Tampa Bay
Dec. 27	L	7-23	at Dallas

Won 6, Lost 10

RECEIVING	No.	Yds	Avg	Long	TD
Westbrook	44	736	16.7	75t	6
Mitchell	44	306	7.0	24	0
Shepherd	43	712	16.6	43t	8
S. Alexander	37	383	10.4	33	4
Redskins	304	3,724	122.3	75t	24
Opponents	281	3,112	11.1	63	21

INTERCEPTIONS	No.	Yds	Avg	Long	TD
L. Evans	3	77	25.7	54	0
D. Green	3	36	12.0	36	0
Redskins	13	190	14.6	54	0
Opponents	14	169	12.1	55t	2

PUNTING	No.	Yds	Avg	Net	TB	In	Lg	Blk
Turk	93	4,103	44.1	39.0	9	33	69	1
Redskins	97	4,216	43.5	38.9	9	34	69	1
Opponents	92	3,966	43.1	35.2	11	20	64	0

PUNT RETURNS	Ret	FC	Yds	Avg	Lg	TD
Mitchell	44	18	506	11.5	47	0
Opponents	32	16	261	8.2	40	0

KICKOFF RETURNS	No.	Yds	Avg	Lg	TD
Mitchell	59	1,337	22.7	101t	1
Redskins	70	1,512	21.6	101t	1
Opponents	61	1,569	25.7	90t	2

FIELD GOALS	1-19	20-29	30-39	40-49	50+
Blanchard	0/0	2/2	6/8	2/5	1/2
Redskins	0/0	2/2	7/10	3/9	1/2
Opponents	1/1	10/11	5/6	7/9	0/1

DEFENSIVE STATISTICS	Player	T	S	A	T/L	PD	FF	FR
Patton	192	134	55	3	6	1	1	
Smith	157	103	49	5	3	1	1	
Evans	114	74	37	3	6	0	1	

SACKS: Wilkinson 7.5, Lang 7.0, Patton 3.0, Duff 3.0, Kalu 3.0, Boutte 2.0, Harvey 2.0, Stubblefield 1.5, G. Jones 1.0, Kinney 1.0, D. Smith 1.0, L. Evans 1.0
 REDSKINS 33.0 Opponent 61.0

NOTABLE

Record (Finish): 6-10 (4th NFC East)

National Honors: P Matt Turk: Pro Bowl, AP Second Team, Sports Illustrated All-Pro, Pro Football Weekly All-NFC, Football News All-NFC, Football Digest All-NFL Second Team.

Starters: Offense: WR Michael Westbrook (10), WR Albert Connell (5),

LT/LG/RG Brad Badger (10.5/1) LT/RT Shar Pourdanesh (1/14), LG Tré Johnson (10), C Cory Raymer (16), RG/RT/LG Joe Patton (4/5/1), RG Rod Miltstead (11), RT/LT Shar Pourdanesh (14/1), RT Troy Drake (20), TE Jamie Asher (7), TE Stephen Alexander (5) TE James Jenkins (4), WR Leslie Shepherd (16), QB Trent Green (14), QB Gus Frerotte (2), RB Terry Allen (9), RB Skip Hicks (5), FB/RB Stephen Davis (11) FB Larry Bowie (4), FB Mike Sellers (1).

Defense: LE Kenard Lang (16), LT Dan Wilkinson (16), RT Dana Stubblefield (7), RT Doug Brown (8), RT Marc Boutte (1), RE Kelvin Kinney (12), RE Jamal Duff (3), Ndukwu Kalu (1), LLB Ken Harvey (9), LLB Greg Jones (5), LLB Shawn Barber (1), MLB Marcus Patton (16), RLB Derrek Smith (16), LCB Chris Dishman (16), RCB Darrell Green (16), SS Jesse Campbell (3), SS/FS Leonont Evans (12/1), SS/FS Stanley Richard (14/1), FS Darryl Pounds (2).

	Redskins	Opponents
TOTAL FIRST DOWNS	295	303
Rushing	94	127
Passing	186	152
Penalty	25	24
3rd Down: Made/Att	68/231	88/231
3rd Down: Pct.	31.6	38.1
4th Down: Made/Att	5/15	6/15
4th Down: Pct	33.3	40.0
POSSESSION AVG.	28.34	31.26
TOTAL NET YARDS	5,010	5,354
Avg. Per Game	313.1	334.6
Total Plays	1,027	1,057
Avg. Per Play	4.9	5.1
NET YARDS RUSHING	1,685	2,436
Avg. Per Game	105.3	152.3
Total Rushes	401	531
NET YARDS PASSING	3,325	2,918
Avg. Per Game	207.8	182.4
Sacked/Yards Lost	61/399	33/194
Gross Yards	3,724	3,112
Att./Completions	565/304	493/281
Completion Pct.	53.8	57.0
Had Intercepted	14	13
PUNTS/AVERAGE	97/43.5	92/43.1
NET PUNTING AVERAGE	97/38.9	92/35.2
PENALTIES/YARDS	112/975	95/824
FUMBLES/BALL LOST	27/15	17/8
TOUCHDOWNS	40	50
Rushing	15	24
Passing	24	21
Returns	1	5

SCORE BY PERIODS	1	2	3	4	OT	PTS
Redskins	94	80	57	88	0	319
Opponents	92	133	93	103	0	421

SCORING	TD	Ru	Pa	Rt	Pat.	FG	S	TP
Blanchard	0	0	0	0	30/31	11/17	0	63
Shepherd	9	1	8	0	1	0	0	56
Hicks	8	8	0	0	0	0	0	48
Westbrook	6	0	6	0	0	0	0	36
Redskins	40	15	24	1	36/37	13/23	1	319
Opponents	50	24	21	5	46/46	23/28	1	421

RUSHING	No.	Yds	Avg	Long	TD
Allen	148	700	4.7	45	2
Hicks	122	433	3.5	28	8
Redskins	401	1,685	4.2	45	15
Opponents	531	2,436	4.6	55	24

PASSING	Att	Comp	Yds	Cmp%	Yds/Att	TD	TD%	Int	Int%	Long	Sack/Lost	Rating
T. Green	509	278	3,441	54.6	6.76	23	4.5	11	2.2	75	49/338	81.8
Frerotte	54	25	382	46.3	5.24	1	1.9	3	5.6	22	12/61	45.5
Redskins	565	304	3,724	53.8	6.59	24	4.2	14	2.5	75	61/399	78.2
Opponents	493	281	3,112	57.0	6.31	21	4.3	13	2.6	63	33/194	79.1

1999

Head Coach - Norv Turner

Date	Opponent	Result	Score	Location	Points	
Sept. 12	L	35-41	Dallas	79,237		
Sept. 19	W	50-21	at New York Giants	77,622		
Sept. 26	W	27-20	at New York Jets	78,161		
Oct. 3	W	38-36	Carolina	76,831		
Oct. 17	W	24-10	at Arizona	55,893		
Oct. 24	L	20-38	at Dallas	64,377		
Oct. 31	W	48-22	Chicago	77,621		
Nov. 7	L	17-34	Buffalo	78,721		
Nov. 14	L	28-35	at Philadelphia	66,591		
Nov. 21	W	23-13	New York Giants	78,641		
Nov. 28	W	20-17	Philadelphia	74,741		
Dec. 5	L	17-33	at Detroit	77,693		
Dec. 12	W	28-3	Anziona	75,851		
Dec. 19	L	21-24	at Indianapolis	57,013		
Dec. 26	W	26-20	at San Francisco	68,329		
Jan. 2	W	21-10	Miami	78,106		
					Playoffs	
Jan. 8	W	27-13	Detroit	79,411		
Jan. 15	L	13-14	at Tampa Bay	65,835		

Won 10, Lost 6

RUSHING	No.	Yds	Avg	Long	TD
Davis	290	1405	4.8	76T	17
Hicks	78	257	3.3	24	3
Redskins	463	2,039	4.4	76	23
Opponents	439	1,973	4.5	60	16

RECEIVING	No.	Yds	Avg	Long	TD
Centers	69	544	7.9	33T	3
Westbrook	65	1191	18.3	65T	9
Connell	62	1132	18.3	62T	7
Mitchell	31	305	9.8	36	0
Redskins	24	375	15.6	88T	3
Opponents	0	0	—	0	0

INTERCEPTIONS	No.	Yds	Avg	Long	TD
Stevens	6	61	10.2	25	0
Bailey	5	5.5	11.0	59T	1
Redskins	24	375	15.6	88	3
Opponents	14	129	9.2	29	2

PUNTING	No.	Yds	Avg	Net	TB	In	Lg	Blk
Turk	62	2564	41.4	35.6	10	16	57	0
Hansen	9	362	40.2	24.7	1	1	49	0
Redskins	71	2926	41.2	34.2	11	17	57	0
Opponents	71	3158	42.7	37.1	4	20	62	0

PUNT RETURNS	Ret	FC	Yds	Avg	Lg	TD
Mitchell	40	14	332	8.3	33	0
Opponents	3	1	5	1.7	9	0

KICKOFF RETURNS	No.	Yds	Avg	Lg	TD
Mitchell	43	893	20.8	45	0
Redskins	63	1,290	20.5	95T	1
Opponents	3	73	24.3	25	0

FIELD GOALS	1-19	20-29	30-39	40-49	50+
Conway	0/0	7/9	6/7	6/7	3/9
Redskins	0/0	7/9	6/7	6/7	3/9
Opponents	0/0	0/0	0/0	0/0	0/0

DEFENSIVE STATISTICS	Player	T	S	A	T/L	PD	FF	FR
Shade	166	119	43	4	10	0	1	
D. Smith	127	83	33	11	7	0	1	
Evans	99	55	43	0	7	0	1	

SACKS: Wilkinson 8.0, Coleman 6.5, Lang 6.0, Kalu 3.5, Cook 3.0, Stubblefield 3.0, McMillan LG 1.5, McMillan TM 1.5, Shade 1.5, Bailey 1.0, Barber 1.0, Boutte 1.0, Pounds 1.0, Smith DM 1.0, Stevens 1.0, Francis 0.5, Jones 0.5
REDSKINS 40.0 Opponents 31.0

NOTABLE
 Record: (Finish): 10-6 (1st NFC East)

National Honors: RB Stephen Davis: Pro Bowl; QB Brad Johnson: Pro bowl.

Starters: Offense: FB Larry Centers (16), LT Andy Heck (16), RT Jon Jansen (16), QB Brad Johnson (16), RG Tre Johnson (16), C Cory Rayment (16), WR Michael Westbrook (16), TE Stephen Alexander (15), WR Albert Connell (15), RB Stephen Davis (14), LG Keith Sims (11), LG Brad Badger (5), RB Skip Hicks (2), WR Irving Fryar (1), FB/TE Mike Sellers (1).

Defense: LCB Champ Bailey (16), RLB Shawn Barber (16), RE Marco Coleman (16), RCB Darrell Green (16), SS Sam Shade (15), MLB Derek Smith, RT Dana Stubblefield (16), LT Dan Wilkinson (16), FS LeMont Evans (15), LLB Greg Jones (15), LE Kenard Lang (9), LE Anthony Cook (7), LLB James Francis (1), FS Matt Stevens (1).

	Redskins	Opponents
TOTAL FIRST DOWNS	338	322
Rushing	121	107
Passing	183	193
Penalty	34	22
3rd Down: Made/Att	77/203	91/232
3rd Down Pct.	37.9	39.2
4th Down: Made/Att	9/18	11/21
4th Down Pct.	50.0	52.4
POSSESSION AVG.	29:33	30:27
TOTAL NET YARDS	5965	5705
Avg. Per Game	372.8	356.6
Avg. Per Play	5.8	5.3
NET YARDS RUSHING	2039	1973
Avg. Per Game	127.4	123.3
Avg. Per Attempt	4.4	4.5
Total Rushes	463	439
NET YARDS PASSING	3926	3732
Avg. Per Game	245.4	233.3
Avg. Per Play	6.91	5.93
Sacked/Yards Lost	31/186	40/221
Gross Yards	4112	3953
Att./Completions	537/324	589/328
Completion Pct.	60.3	55.7
Had Intercepted	14	24
PUNTS/AVERAGE	71/42.7	74/42.7
PENALTIES/YARDS	104/808	102/1137
FUMBLES/BALL LOST	31/11	22/13
TOUCHDOWNS	54	43
Rushing	23	16
Passing	26	23
Misc	5	4

SCORE BY QUARTERS	1	2	3	4	OT	PTS
REDSKINS	82	162	100	90	9	443
Opponents	78	89	63	141	6	377

SCORING	TD	Ru	Pa	Rt	Pat	FG	S	TP
Conway	0	0	0	0	49/50	22/32	0	115
Davis	17	17	0	0	0	0	0	104
Westbrook	9	0	9	0	0	0	0	56
Redskins	54	23	26	0	49/50	22/32	0	443
Opponents	43	16	23	4	38/38	25/30	0	377

PASSING	Att	Comp	Yds	Cmp%	Yds/Att	TD	TD%	Int	Int%	Long	Sack/Lost	Rating
B. Johnson	519	316	4005	60.9	7.72	24	4.6	13	2.5	65	29/177	90.0
Peete	17	8	107	47.1	6.29	2	11.8	1	5.9	30	2/9	82.2
Conway	1	0	0	0.0	0.00	0	0.0	0	0.0	0	0/0	39.6
Redskins	537	324	4,112	60.3	7.66	26	4.8	14	2.6	65	31/186	89.5
Opponents	589	328	3,953	55.7	6.71	23	3.9	24	4.1	78	40/221	72.5



Head Coach - Norv Turner (Games 1-13);

Terry Robiskie (Games 14-16);

Date	W/L	Opponent	Score
Sept. 3	W	20-17	Carolina
Sept. 10	L	10-15	at Detroit
Sept. 18	L	21-27	Dallas
Sept. 24	W	16-6	at NY Giants
Oct. 1	W	20-17	*Tampa Bay
Oct. 8	W	17-14	at Philadelphia
Oct. 15	W	10-3	Baltimore
Oct. 22	W	35-16	at Jacksonville
Oct. 30	L	21-27	Tennessee
Nov. 5	L	15-16	at Arizona
Nov. 20	W	33-20	at St. Louis
Nov. 26	L	20-23	Philadelphia
Dec. 3	L	7-9	NY Giants
Dec. 10	L	13-32	at Dallas
Dec. 16	L	3-24	at Pittsburgh
Dec. 24	W	20-3	Arizona

*Overtime

Won 8, Lost 8

Redskins Opponents

Category	Redskins	Opponents
TOTAL FIRST DOWNS	308	254
Rushing	98	97
Passing	185	134
Penalty	25	23
3rd Down: Made/Att	84/213	72/205
3rd Down Pct	39.4	35.1
4th Down: Made/Att	4/10	4/10
4th Down Pct	40.0	40.0

Category	Redskins	Opponents
POSSESSION AVG	31:27	28:33
TOTAL NET YARDS	5396	4474
Avg. Per Game	337.3	279.6
Total Plays	1038	937
Avg. Per Play	5.2	4.8

Category	Redskins	Opponents
NET YARDS RUSHING	1748	1853
Avg. Per Game	109.3	115.8
Total Rushes	446	430

Category	Redskins	Opponents
NET YARDS PASSING	3648	2621
Avg. Per Game	228.0	163.8
Sacked/Yards Lost	32/244	45/283
Gross Yards	3892	2904
Att./Completions	560/342	462/254
Completion Pct.	61.1	55.0
Had Intercepted	21	17

Category	Redskins	Opponents
PUNTS/AVERAGE	79/40.0	79/42.9
NET PUNTING AVG	79/34.8	79/35.8
PENALTIES/YARDS	115/1009	106/790
FUMBLES/BALL LOST	22/12	28/16
TOUCHDOWNS	32	26

Category	Redskins	Opponents
Rushing	14	9
Passing	18	12
Returns	0	5

Category	1	2	3	4	OT	PTS
SCORE BY QUARTERS						
REDSKINS	65	80	54	79	3	281
Opponents	63	91	39	76	0	269

Category	TD	Ru	Pa	Rt	Pat	FG	S	TP
SCORING								
Davis	11	11	0	0	0	0	0	66
Hegpner LG	0	0	0	0	17/17	10/15	0	47
Hegpner TM	0	0	0	0	9/9	4/6	0	21
Murray	0	0	0	0	7/8	8/12	0	31
Fryar	5	0	0	0	0	0	0	30
REDSKINS	32	14	18	0	27/29	20/30	1	281
Opponents	26	9	12	5	23/23	30/34	0	269

2-PT. Conversions: TEAM 0-3, OPPONENTS 0-3

Category	No.	Yds	Avg	Long	TD
RUSHING					
Davis	332	1318	4.0	50f	11
Centers	20	103	5.2	14	0
REDSKINS	446	1748	3.9	50f	14
Opponents	430	1853	4.3	54	9

Category	Att	Comp	Yds	Cmp%	Yds/Att	TD	TD%	Int	Int%	Long	Sack/Lost	Rating
PASSING												
Bra. Johnson	364	227	2505	62.4	6.88	11	3.0	15	4.1	77f	20/150	75.6
Georgia	194	113	1389	58.2	7.16	7	3.6	6	3.1	50	12/94	79.6
Husak	2	2	2	100.0	1.00	0	0.0	0	0.0	6	0/0	79.2
REDSKINS	560	342	3892	61.1	6.95	18	3.2	21	3.8	77f	32/244	77.0
Opponents	462	254	2904	55.0	6.29	12	2.6	17	3.7	76f	45/283	67.4

Category	No.	Yds	Avg	Long	TD
RECEIVING					
Centers	80	600	7.5	26	3
Thrash	50	653	13.1	50	2
Alexander	47	510	10.9	30	2
Fryar	41	548	13.4	34f	5
Connell	39	762	19.5	77f	3
REDSKINS	342	3892	11.4	77f	18
Opponents	254	2904	11.4	76f	12

Category	No.	Yds	Avg	Long	TD
INTERCEPTIONS					
Bailey	5	48	9.6	48	0
Sanders	4	91	22.8	32	0
Green	3	35	11.7	33	0
REDSKINS	17	219	12.9	48	0
Opponents	21	374	17.8	81f	1

Category	No.	Yds	Avg	Net	TB	In	Lg	Bk
PUNTING								
Barnhardt	79	3160	40.0	34.4	5	23	53	0
REDSKINS	79	3160	40.0	34.4	5	23	53	0
Opponents	79	3386	42.9	35.8	10	23	57	0

Category	Ret	FC	Yds	Avg	Lg	TD
PUNT RETURNS						
Sanders	25	6	185	7.4	57	0
Thrash	10	6	106	10.6	25	0
REDSKINS	36	13	356	9.9	57	0
Opponents	33	25	342	10.4	69f	2

Category	No.	Yds	Avg	Lg	TD
KICKOFF RETURNS					
Thrash	45	1000	22.2	49	0
REDSKINS	63	1301	20.7	49	0
Opponents	60	1529	25.5	92f	1

Category	1-19	20-29	30-39	40-49	50+
FIELD GOALS					
Hegpner LG	1/1	4/4	3/6	2/2	0/2
Hegpner TM	0/0	2/2	2/3	0/0	0/1
Murray	0/0	2/2	3/4	3/6	0/0
Husted	0/0	4/4	0/3	0/1	0/0
Conway TM	0/0	3/3	0/0	0/0	0/0
Bentley LG	0/0	0/0	0/0	0/0	1/1
Bentley TM	0/0	0/0	0/0	0/0	1/1
REDSKINS	0/0	11/11	5/10	3/7	1/2
Opponents	1/1	9/10	11/11	6/8	3/4

Category	T	S	A	T/L	PD	FF	FR
DEFENSIVE STATISTICS							
Shade	143	92	51	1-5	7	0	4
D. Smith	124	84	40	1-5	3	1	1
Carrier	102	65	37	0	4	1	0

SACKS: Coleman 12.0, B. Smith 10.0, Arrington 4.0, Wilkinson 3.5, Lang 3.0, Stubblefield 2.5, Barber 2.0, Mason 2.0, N. Harrison 1.0, Jones 1.0, Kulu 1.0, Mitchell 1.0, Shade 1.0, Darek M. Smith 1.0, REDSKINS 45.0, Opponents 32.0

NOTABLE Record (Finish): 8-6 (3rd NFC East).

National Honors: TE Stephen Alexander; Pro Bowl; LB LaVar Arrington; Pro Football Weekly All-Rookie Team, Football News All-Rookie Team; CB Champ Bailey; Pro Bowl, AP Second Team, Pro Football All-NFC Team, College & Pro Football Newsweekly Second Team, Football News All-NFC Team; DE Marco Coleman; Pro Bowl, RB Stephen Davis; Pro Bowl; OT Chris Samuels; Pro Football Weekly All-Rookie Team, Football News All-Rookie Team, Football Digest Top 16 Rookies.

Starters: **Offense:** TE Stephen Alexander (16), C Mark Fischer (16), RT Jon Jansen (16), LT Chris Samuels (16), RB Stephen Davis (15), WR Albert Connell (13), LG Keith Sims (13), RG Jay Leeuwenburg (12), CB Brad Johnson (11), WR Irving Fryar (8), WR James Thrash (8), FB Larry Centers (6), FB Mike Sellers (6), QB Jeff George (5), TE James Jenkins (4), RG Tre Johnson (4), LG Andy Heck (2), WR Michael Westbrook (2), RB Skip Hicks (1), LG Michael Moore (1).

Defense: LCB Champ Bailey (16), LE Marco Coleman (16), Bruce Smith (16), Dan Wilkinson (16), FS Mark Carrier (15), DEJon Sanders (15), LLB Shawn Barber (14), SS Sam Shade (14), MLB Darek M. Smith (14), RT Dana Stubblefield (14), RLB LaVar Arrington (11), RLB Greg Jones (4), FS Matt Stevens (4), CB Darrell Green (2), RT Nolan Harrison (2), LLB Eddie Mason (2), CB Tyrone Drakeford (1).

2001

Date	Head Coach	Opponent	Score
Sept. 9	L	at San Diego	60,629
Sept. 24	L	at Green Bay	59,771
Sept. 30	L	Kansas City	76,573
Oct. 7	L	at NY Giants	78,651
Oct. 15	L	at Dallas	63,941
Oct. 21	W	*Carolina	74,480
Oct. 28	W	NY Giants	80,316
Nov. 4	W	Seattle	82,352
Nov. 18	W	at Denver	74,622
Nov. 25	W	at Philadelphia	65,666
Dec. 2	L	Dallas	85,112
Dec. 9	W	at Arizona	40,056
Dec. 16	L	Philadelphia	84,936
Dec. 23	L	Chicago	78,894
Dec. 30	W	at New Orleans	70,020
Jan. 6	W	Arizona	61,721

* Overtime

Won 8, Lost 8

Category	Value
Head Coach	Marty Schottenheimer
Sept. 9	60,629
Sept. 24	59,771
Sept. 30	76,573
Oct. 7	78,651
Oct. 15	63,941
Oct. 21	74,480
Oct. 28	80,316
Nov. 4	82,352
Nov. 18	74,622
Nov. 25	65,666
Dec. 2	85,112
Dec. 9	40,056
Dec. 16	84,936
Dec. 23	78,894
Dec. 30	70,020
Jan. 6	61,721

TOTAL FIRST DOWNS

Category	Redskins	Opponents
Rushing	241	271
Passing	104	103
Penalty	122	149
3rd Down: Made/Att	15	19
3rd Down Pct.	79/223	78/210
4th Down: Made/Att	35.4	36.2
4th Down Pct.	5/17	5/17
POSESSION AVG.	30.8	29.4
TOTAL NET YARDS	30:15	29:45
Avg. Per Game	4435	4846
Total Plays	277.2	302.9
Avg. Per Play	960	982
NET YARDS RUSHING	4.6	4.9
Avg. Per Game	1948	1869
Total Rushes	121.8	116.8
NET YARDS PASSING	490	484
Avg. Per Game	2487	2977
Sacked/Yards Lost	155.4	186.1
Gross Yards	38/229	25/139
Att./Completions	2716	3116
Completion Pct.	432/235	473/262
Had Intercepted	54.4	55.4
PUNTS/AVERAGE	13	23
NET PUNTING AVG.	91/41.5	77/42.3
PENALTIES/YARDS	91/34.7	77/34.7
FUMBLES/BALL LOST	104/828	83/672
TOUCHDOWNS	33/15	31/11
Rushing	25	33
Passing	10	10
Returns	13	19
	2	4

SCORE BY QUARTERS

Redskins	1	2	3	4	OT	PTS
Redskins	40	71	59	83	3	256
Opponents	61	104	34	104	0	303

SCORING

Player	TD-Ru	Pa-Rt	Pat	FG	S	TP
Conway	0	0	0	0	0	100
Davis	5	5	0	0	0	32
Gardner	4	0	4	0	0	24
Westbrook	4	0	4	0	0	24
Carter	3	3	0	0	0	18
REDSKINS	25	10	13	2	22/22	26/33
OPPONENTS	33	10	19	4	33/33	24/29

2-Pl. Conversions: TEAM 2-3, OPPONENTS 0-0

RUSHING

Player	No.	Yds	Avg	Long	TD
Davis	356	1432	4.0	32	5
Carter	63	308	4.9	30	3
Banks	47	152	3.2	17	2
REDSKINS	490	1948	4.0	32	10
OPPONENTS	484	1869	3.9	46	10

RECEIVING

Player	No.	Yds	Avg	Long	TD
Westbrook	57	664	11.6	761	4
Gardner	46	741	16.1	851	4
Davis	28	205	7.3	29	0
Lockett	22	293	13.3	34	0
Flemister	18	196	10.9	33	2
REDSKINS	235	2716	11.6	851	13
OPPONENTS	262	3116	11.9	641	19

INTERCEPTIONS

Player	No.	Yds	Avg	Long	TD
Smoot	5	36	7.2	36	0
Arrington	3	120	40.0	671	1
Bailey	3	17	5.7	12	0
Shade	2	9	4.5	9	0
Terrell	2	0	0.0	0	0
Wilkinson	2	0	0.0	0	0
REDSKINS	23	209	9.1	671	1
OPPONENTS	13	247	19.0	611	2

PUNTING

Player	No.	Yds	Avg	Net	TB	In	Lg	Bk
Barker	90	3747	41.6	34.8	9	27	59	0
Conway	1	28	28.0	28.0	0	1	28	0
REDSKINS	91	3775	41.5	34.7	9	28	59	0
OPPONENTS	77	3260	42.3	34.7	8	20	72	0

PUNT RETURNS

Player	Ret	FC	Yds	Avg	Lg	TD
Metcalf	33	5	412	12.5	891	1
Lockett	5	3	14	2.8	11	0
REDSKINS	41	10	431	10.5	891	1
OPPONENTS	44	16	434	9.9	841	1

KICKOFF RETURNS

Player	No.	Yds	Avg	Lg	TD
Bales	49	1150	23.5	41	0
REDSKINS	65	1354	20.8	41	0
OPPONENTS	54	945	17.5	44	0

FIELD GOALS

Player	1-19	20-29	30-39	40-49	50+
Conway	0/0	8/8	8/11	8/12	2/2
REDSKINS	0/0	8/8	8/11	8/12	2/2
OPPONENTS	0/0	9/9	10/10	3/7	2/3

DEFENSIVE STATISTICS

Player	T	S	A	T/L	PD	FF	FR
Arrington	118	78	42	7-10	7	2	2
Mitchell	116	76	40	6-11	2	1	0
Shade	94	69	25	1-3	5	0	2

SACKS: Smith 5.0, M. Coleman 4.5, Lang 4.0, Wilkinson 4.0, Mitchell 2.0, DeLoach 1.0, Lyle 1.0, Mason 1.0, Pierce 1.0, Terrell 1.0, Arrington 0.5, REDSKINS 25.0, Opponents 38.0

NOTABLE

Record (Finish): 8-8 (2nd NFC East)

National Honors: LB LaVar Arrington: Pro Bowl, AP Second Team, Sports Illustrated All-Pro Team, Pro Football Weekly All-NFC Team, Football Digest All-Pro Second Team, Football News All-NFC Team; CB Champ Bailey: Pro Bowl; WR Rod Gardner: Pro Football Weekly All-Rookie Team, All-NFL Rookie Team; T Chris Samuels: Pro Bowl, Pro Football Weekly All-NFC Team; CB Fred Smoot: Pro Football Weekly All-Rookie Team, All-NFL Rookie Team

Starters: **Offense:** RB Stephen Davis (16), WR Rod Gardner (16), RT Jon Jansen (16), C Cory Rayment (16), LT Chris Samuels (16), LG Dave Sozz (16), WR Michael Westbrook (16), QB Tony Banks (14), FB Donnell Bennett (14), TE Walter Rasby (11), RG Ben Coleman (10), RB Matt Campbell (5), TE Stephen Alexander (4), CB Jeff George (2), RG David Brandt (1), FB Bryan Johnson (FB), TE Zeron Flemister (1)

Defense: LCB Champ Bailey (16), DT Kenard Lang (16), LDT Dan Wilkinson (16), FS David Terrell (16), SS Sam Shade (15), RE Bruce Smith (14), LaVar Arrington (14), RCB Fred Smoot (13), MLB Kevin Mitchell (13), LB Marco Coleman (12), LB Robert Jones (9), LB Antonio Pierce (8), DT Jerry DeLoach (4), CB Darrell Green (4), LB Shawn Barber (3), DE Dorian Boose (2), Eddie Mason (1)

PASSING	Att	Comp	Yds	Cmp%	Yds/Att	TD	TD%	Int	Int%	Long	Sack/Lost	Rating
Banks	370	198	2386	53.5	6.45	10	2.7	10	2.7	851	29/173	71.3
George	42	23	168	54.8	4.00	0	0.0	3	7.1	17	6/38	34.6
Graham	19	13	131	68.4	6.89	2	10.5	0	0.0	16	2/16	122.9
Lockett	1	1	31	100.0	31.00	1	100.0	0	0.0	311	0/0	158.3
Metcalf	0	0	0	0	0	0	0	0	0	0	1/2	0
REDSKINS	432	235	2716	54.4	6.29	13	3.0	13	3.0	851	38/229	71.1
OPPONENTS	473	262	3116	55.4	6.59	19	4.0	23	4.9	641	25/139	68.8

2002

Won 7, Lost 9

		Head Coach- Steve Spurrier		
Sept. 8	W	31-23	Arizona	85,140
Sept. 16	L	7-37	Philadelphia	84,982
Sept. 22	L	10-20	at San Francisco	67,541
Oct. 6	W	31-14	at Tennessee	68,804
Oct. 13	L	27-43	New Orleans	80,768
Oct. 20	L	9-30	at Green Bay	63,363
Oct. 27	W	26-21	Indianapolis	80,189
Nov. 3	W	14-3	at Seattle	64,325
Nov. 10	L	7-26	at Jacksonville	66,665
Nov. 17	L	17-19	at New York Giants	78,727
Nov. 24	W	20-17	St. Louis	79,823
Nov. 28	L	20-27	at Dallas	63,606
Dec. 8	L	21-27	New York Giants	78,635
Dec. 15	L	21-34	at Philadelphia	65,615
Dec. 22	W	26-10	Houston	70,291
Dec. 29	W	20-14	Dallas	84,142

		Redskins		Opponents			
TOTAL FIRST DOWNS		303		281			
Rushing		107		96			
Passing		165		155			
Penalty		31		30			
3rd Down: Made/Att		88/221		79/225			
3rd Down Pct.		52.0		36.4			
4th Down: Made/Att		13/25		4/11			
4th Down Pct.		52.0		36.4			
POSSESSION AVG.		29:36		30:24			
TOTAL NET YARDS		5143		4787			
Avg. Per Game		321.4		289.2			
Total Plays		1039		1006			
Avg. Per Play		4.9		4.8			
NET YARDS RUSHING		1889		1754			
Avg. Per Game		118.1		109.6			
Total Rushes		442		435			
NET YARDS PASSING		3254		3033			
Avg. Per Game		203.4		189.6			
Sack/Yards Lost		38/269		40/250			
Gross Yards		3523		3283			
Att./Completions		559/300		531/304			
Had Intercepted		20		14			
PUNTS/AVERAGE		73/39.1		86/39.5			
NET PUNTING AVG.		73/30.0		86/32.7			
PENALTIES/ YARDS		116/972		119/972			
FUMBLES/BALL LOST		34/20		26/12			
TOUCHDOWNS		37		39			
Rushing		10		14			
Passing		24		19			
Returns		3		6			
SCORE BY PERIODS		1	2	3	4	OT	PTS
REDSKINS	40	132	78	57	0	307	
Opponents	74	133	67	91	0	365	

		TD	Ru-Pa	Pa-R	Pat	FG	S	TP
Cortez LG	0	0	0	34/34	23/32	0	103	
Cortez TM	0	0	0	9/9	5/8	0	24	
Tutill TM	0	0	0	20/21	10/16	0	50	
Davis	8	7	1	0	0	0	48	
Gardner	8	0	0	0	0	0	48	
Thompson	4	0	4	0	0	0	24	
REDSKINS	37	10	24	3	33/34	16/25	1	307
OPPONENTS	39	14	19	6	36/36	31/34	0	365

2-Pt. Conversions: TEAM 2-3, OPPONENTS 0-0

		No.	Yds	Avg	Long	TD
Davis	207	820	4.0	33	7	
Watson	116	534	4.6	24	1	
Betts	65	307	4.7	27	1	
REDSKINS	442	1889	4.3	33	10	
OPPONENTS	435	1754	4.0	47	14	

		Att	Comp	Yds	Cmp%	Yds/Att	TD	TD%	Int	Int%	Long	Sack/Lost	Rating
Matthews	237	124	1251	52.3	5.28	11	4.6	6	2.5	43%	9/54	72.6	
Ramsey	227	117	1539	51.5	6.78	9	4.0	8	3.5	62%	18/132	71.8	
Wuerffel	92	58	719	63.0	7.82	3	3.3	6	6.5	40%	11/83	70.9	
Doering	1	0	0	0.0	0.00	0	0.0	0	0.0	0	0/0	39.6	
Gardner	1	0	0	0.0	0.00	0	0.0	0	0.0	0	0/0	39.6	
Lockett TM	1	1	14	100.0	14.00	1	100.0	0	0.0	14	0	158.3	
REDSKINS	559	300	3523	53.7	6.30	24	4.3	20	3.6	62%	38/269	72.5	
Opponents	531	304	3283	57.3	6.18	19	3.6	14	2.6	58	40/250	76.5	

		No.	Yds	Avg	Long	TD
Gardner	71	1006	14.2	43	8	
Thompson	53	773	14.6	47	4	
Watson	32	253	7.9	62	1	
W. Jackson LG	25	257	10.3	29	1	
W. Jackson TM	7	58	8.3	19	1	
Davis	23	142	6.2	14	1	
REDSKINS	300	3523	11.7	62	24	
OPPONENTS	304	3284	10.8	58	19	

		No.	Yds	Avg.	Long	TD
Smoot	4	12	3.0	12	0	
Ohalele	3	109	36.3	78	1	
Bailey	3	2	0.7	2	0	
Terrell	2	41	20.5	22	0	
Mitchell	1	7	7.0	7	0	
Trotter	1	2	2.0	2	0	
REDSKINS	14	173	12.4	78	1	
OPPONENTS	20	212	10.6	85	2	

		No.	Yds	Avg	Net	TB	In	Lg	Blk
Barker	48	1924	40.1	30.0	5	13	63	0	
Jarrett	20	771	38.6	30.5	2	5	74	1	
Tutill TM	4	160	40.0	27.5	1	0	53	0	
REDSKINS	73	2855	39.1	30.0	8	18	74	1	
OPPONENTS	86	3399	39.5	32.7	7	28	64	1	

		Fel	FC	Yds	Avg	Lg	TD
Bailey	24	4	238	9.9	39	0	
J. Green TM	17	9	174	10.2	90	1	
Branch	2	0	3	1.5	3	0	
D. Green	0	0	35	-	35	0	
REDSKINS	43	13	450	10.5	90	1	
OPPONENTS	37	5	507	13.7	83	1	

		No.	Yds	Avg	Lg	TD
Betts	28	690	24.6	60	0	
Watson	23	496	21.6	28	0	
REDSKINS	78	1617	20.7	60	0	
OPPONENTS	62	1392	22.5	90	1	

		1-19	20-29	30-39	40-49	50+
Cortez LG	0/0	11/13	8/9	4/10	0/0	
Cortez TM	0/0	3/3	1/1	1/4	0/0	
Tutill TM	0/0	3/3	4/7	2/5	1/1	
Conway	0/0	0/0	1/1	0/0	0/0	
REDSKINS	0/0	6/6	6/9	3/9	1/1	
OPPONENTS	1/1	10/10	10/12	10/10	0/1	

		T	S	A	T/L	PD	FF	FR
Arrington	107	73	34	7	8	4	3	
Armstead	107	72	35	7	5	1	3	
Trotter	104	72	32	7	6	0	0	

SACKS: Arrington 11.0, Smith 9.0, Gardener 4.0, Armstead 3.0, Powell 3.0, L Jackson 2.5, Wynn 2.5, Cowsett 2.0, Lott 1.0, Ohalele 1.0, Shade 1.0
REDSKINS 40.0, **Opponents** 38.0

NOTABLE
 Record (Finish) 7-9 (3rd NFC East)
National Honors: LB LaVar Arrington: Pro Bowl, Pro Football Weekly All-NFC Team; Champ Bailey Pro Bowl, B.J. Blanchard Award; Chris Samuels Pro Bowl

STARTERS: **Offense:** WP Rod Gardner (16), RT Jon Jansen (16), C Larry Moore (16), LT Chris Samuels (15), RB Stephen Davis (12), FB Bryan Johnson (12), LG David Loveale (11), RG Wilbert Brown (9), TE Walter Raszky (9), TE Zeron Flemister (7), QB Shane Matthews (7), QB Patrick Ramsey (5), RG Brenden Star (5), RB Kenny Watson (4), QB Danny Wuerffel (4), WR Chris Doering (3), G Tre Johnson (3), OL Alex Sulstorf (3), Kipp Vickers (2), Kevin Lockett (2), Darnen McCants (1)

Defense: LB Jessie Armstead (16), LB LaVar Arrington (16), LCB Champ Bailey (16), DE Bruce Smith (16), CB Fred Smoot (16), S David Terrell (16), LE Ronaldo Wynn (16), Dayl Gardner (15), Jeremiah Trotter (12), Dan Wilkinson (11), Heany Ohalele (10), CB Darrell Green (4), DT Carl Powell (4), MLB Kevin Mitchell (3), S Sam Shade (3), Rashad Bauman (1), Antonio Pierce (1)

OWNER/CHIP
 COACHES
 PLAYERS
 STATISTICS
 RECORDS
 HISTORY
 BROADCASTING

2003

		Head Coach- Steve Spurrier		
9/4	W	16-13	New York Jets	85,420
9/14	W	33-31	at Atlanta	70,241
9/21	L	21-24 OT	New York Giants	84,856
9/28	W	20-17	New England	83,632
10/05	L	25-27	at Philadelphia	67,792
10/12	L	13-35	Tampa Bay	85,490
10/19	L	7-24	at Buffalo	73,149
11/2	L	14-21	at Dallas	64,002
11/9	W	27-20	Seattle	80,728
11/16	L	17-20	at Carolina	73,263
11/23	L	23-24	at Miami	73,578
11/30	L	20-24	New Orleans	76,821
12/7	W	20-7	at New York Giants	78,217
12/14	L	0-27	Dallas	70,284
12/21	L	24-27	at Chicago	61,719
12/27	L	7-31	Philadelphia	76,766

Won 5, Lost 11

85,420
70,241
84,856
83,632
67,792
85,490
73,149
64,002
80,728
73,263
73,578
76,821
78,217
70,284
61,719
76,766

Redskins

TOTAL FIRST DOWNS	272
Rushing	95
Passing	156
Penalty	21
3rd Down: Made/Att	73/215
3rd Down Pct.	34.0
4th Down: Made/Att	8/14
4th Down Pct.	57.1
POSSESSION AVG.	28:45
TOTAL NET YARDS	4659
Avg. Per Game	291.2
Total Plays	991
Avg. Per Play	4.7
NET YARDS RUSHING	1653
Avg. Per Game	103.3
Total Rushes	421
NET YARDS PASSING	3006
Avg. Per Game	187.9
Sack/Yards Lost	43/267
Gross Yards	3273
Att./Completions	527/285
Completion Pct.	53.7
Had Intercepted	17
PUNTS/AVERAGE	84/40.2
NET PUNTING AVG.	84/34.3
PENALTIES/YARDS	124/1038
FUMBLES/BALL LOST	21/12
TOUCHDOWNS	30
Rushing	8
Passing	21
Returns	1

SCORE BY PERIODS

REDSKINS

OPPONENTS

SCORING

	TD	Flu	Pts	Flt	K-Pat	FG	S	PTS
Hall	0	0	0	0	26/27	25/33	0	101
McCants	6	0	6	0			0	40
Coles	6	0	6	0			0	36
Gardner	5	0	5	0			0	30
Cartwright	4	4	0	0			0	24
Betts	2	2	0	0			0	12
Candidate	2	1	1	0			0	12
Morton	2	0	1	1			0	12
Jacobs	1	0	1	0			0	6
P. Johnson	1	0	1	0			0	6
Ramsey	1	1	0	0			0	6
Armstead	0	0	0	0			1	2
REDSKINS	30	8	21	1	26/27	25/33	1	287
OPPONENTS	45	20	23	2	45/45	19/31	0	372

2-P. Conversions: TEAM 2-3, OPPONENTS 0-0

RUSHING

	No.	Yds	Avg	Long	TD
Candidate	142	600	4.2	38	1
Cartwright	107	411	3.8	22	4
Betts	77	255	3.3	13	2
Morton	48	216	4.5	27	0
Ramsey	15	62	4.1	24	1
Hasselbeck	15	41	2.7	11	0
Coles	10	39	3.9	23	0
B. Johnson	2	5	2.5	4	0
REDSKINS	421	1653	3.9	38	8
OPPONENTS	504	2217	4.4	52	20

PASSING

	Att	Cmp	Yds	Cmp%	Yds/Att	TD	TD%	Int	Int%	Long	Sack/Lost	Rating
Ramsey	337	179	2166	53.1	6.43	14	4.2	9	2.7	64	30/206	75.8
Hasselbeck	177	95	1012	53.7	5.72	5	2.8	7	4.0	40	9/44	63.6
R. Johnson TM	7	5	39	71.4	5.57	0	0.0	0	0.0	14	3/ 15	84.8
Gardner	3	2	46	66.7	15.33	2	66.7	0	0.0	38	0/0	149.3
Hamdan	2	1	7	50.0	3.50	0	0.0	0	0.0	7	1/2	58.3
Barker	1	1	3	100.0	3.00	0	0.0	0	0.0	3	0/0	79.2
REDSKINS	527	283	3273	53.7	6.21	21	4.0	16	3.0	64	43/267	73.3
OPPONENTS	483	285	3354	59.0	6.94	23	4.8	17	3.5	80	27/159	81.4

RECEIVING

	No.	Yds	Avg	Long	TD
Coles	82	1204	14.7	64	6
Gardner	59	600	10.2	35	5
McCants	27	360	13.3	32	6
Cartwright	18	176	9.8	40	0
Morton	15	187	12.5	38	1
P. Johnson	15	170	11.3	31	1
Betts	15	167	11.1	34	0
Candidate	10	71	7.1	25	1
Flemister	9	89	9.9	18	0
B. Johnson	9	71	7.9	19	0
Royal	5	48	9.6	20	0
Chamberlain LG	4	29	7.3	15	0
Chamberlain TM	4	29	7.3	15	0
Jacobs	3	37	12.3	19	1
Simon	3	21	7.0	12	0
Ware	3	17	5.7	7	0
McCullough	3	13	4.3	8	0
C. Russell	2	10	5.0	7	0
Ohalele	1	3	3.0	3	0
REDSKINS	283	3273	11.6	64	21
OPPONENTS	285	3354	11.8	80	23

INTERCEPTIONS

	No.	Yds	Avg.	Long	TD
Smoot	4	35	8.8	35	0
Ohalele	3	60	20.0	30	0
Bowen	3	44	14.7	44	0
Davis, Terrell	2	21	10.5	20	0
Bailey	2	2	1.0	2	0
Bauman	2	1	0.5	1	0
Trotter	1	21	21.0	21	0
REDSKINS	17	184	10.8	44	0
OPPONENTS	16	178	11.1	44	2

PUNTING

	No.	Yds	Avg	Net	TB	In	Lg	Bk
Barker	84	3377	40.2	34.3	5	24	69	0
REDSKINS	84	3377	40.2	34.3	5	24	69	0
OPPONENTS	71	2997	42.2	36.5	10	20	59	0

PUNT RETURNS

	Ret	FC	Yds	Avg	Lg	TD
Morton	19	16	188	9.9	28	0
P. Johnson	3	3	17	5.7	11	0
REDSKINS	22	19	205	9.3	28	0
OPPONENTS	40	16	393	9.8	36	0

KICKOFF RETURNS

	No.	Yds	Avg	Lg	TD
Morton	44	1029	23.4	94	1
P. Johnson	13	310	23.8	50	0
Betts	3	59	19.7	26	0
Cartwright	2	26	13.0	13	0
Flemister	2	22	11.0	11	0
B. Johnson	1	15	15.0	15	0
Simon	1	21	21.0	21	0
REDSKINS	66	1482	22.5	94	1
OPPONENTS	60	1238	20.6	52	0

FIELD GOALS

	1-19	20-29	30-39	40-49	50+
Hall	0/0	8/8	7/9	6/9	4/7
REDSKINS	0/0	8/8	7/9	6/9	4/7
OPPONENTS	1/1	9/10	4/7	3/8	2/5

DEFENSIVE STATISTICS

	T	S	A	T/L	PD	FF	FR
Trotter	129	88	41	2	8	1	1
Arrington	116	71	45	5	20	7	2
Ohalele	105	72	33	1	6	2	1

SACKS: Jessie Armstead 6.5, LaVar Arrington 6.0, Bruce Smith 5.0, Bernard Holséy 2.5,

Reno Wynn 2.0, Jeremiah Trotter 1.5, Lionel Dalton 1.0, Regan Upshaw 1.0, Peppi Zeilner

1.0, Lemar Marshall 0.5; REDSKINS 27.0, Opponents 43.0

National Honors: LB LaVar Arrington; Pro Bowl; CB Champ Bailey; Pro Bowl, B.J. Branchard

Award; WR Laveranues Coles; Pro Bowl; CB Fred Smoot; Ed Block Courage Award,

Quarterback Club Player of the Year

STARTERS: Offense: RB Trug Candidate (10), FB Rock Cartwright (3), TE Byron Chamberlain

(1), WR Laveranues Coles (16), LG Derrick Dooley (13), LG Dave Fione (3), TE Zeron Flemister

(9), C Lennie Friedman (8), WR Rod Gardner (16), QB Tim Hasselbeck (5), RT Jon Jansen (16),

RB Bryan Johnson (11), WR Patrick Johnson (2), WR Darrius McCants (1), C Larry Moore (8),

FB Chad Morton (2), QB Patrick Ramsey (11), TE Robert Royal (6), LT Chris Samuels (13), RG

Randy Thomas (16), TE Kevin Ware (2), LT Brandon Winy (3)

Defense: OLB Jessie Armstead (15), OLB LaVar Arrington (16), CB Champ Bailey (16), CB

Rashad Bauman (2), S Matt Bowen (16), DT Martin Chase (3), DT Lionel Dalton (9), DB Todd

Franz (2), DT Jermaine Holséy (5), DT Bernard Holséy (16), S Iteanyi Ohalele (14), Bruce Smith

(8), MLB Jeremiah Trotter (16), DE Regan Upshaw (6), DE Renaldo Wynn (16)

2004		Head Coach- Joe Gibbs	
09/12	W	16-10	Tampa Bay
09/19	L	14-20	at New York Giants
09/27	L	18-21	Dallas
10/03	L	13-17	at Cleveland
10/10	L	0-17	Baltimore
10/17	W	13-10	at Chicago
10/31	L	14-28	Green Bay
11/07	W	17-10	at Detroit
11/14	L	10-17	Cincinnati
11/21	L	6-28	at Philadelphia
11/28	L	7-16	at Pittsburgh
12/05	W	31-7	New York Giants
12/12	L	14-17	Philadelphia
12/18	W	26-16	at San Francisco
12/26	L	10-13	at Dallas
01/02	W	21-18	Minnesota

Won 6, Lost 10

90,098
78,767
90,367
73,348
90,287
61,945
89,295
62,657
87,786
67,720
63,707
87,872
90,089
65,710
63,705
76,876

TOTAL FIRST DOWNS

Rushing	269
Passing	91
Penalty	156
3rd Down: Made/Att	22
3rd Down Pct.	70/221
4th Down: Made/Att	31.7
4th Down Pct.	4/11
	36.4

POSSESSION AVG.

3rd Down Pct.	31.7
4th Down Pct.	4/11
	36.4

TOTAL NET YARDS

Avg. Per Game	31.9
Total Plays	4397
Avg. Per Play	274.8
Total Plays	1023
Avg. Per Game	4.3

NET YARDS RUSHING

Avg. Per Game	1765
Total Rushes	110.3
Avg. Per Play	471

NET YARDS PASSING

Avg. Per Game	2632
Sacked/Yards Lost	164.5
Gross Yards	38242
Att./Completions	2874
Completion Pct.	514/288
Had Intercepted	56.0

PUNTS/AVERAGE

NET PUNTING AVG.	104/33.7
PENALTIES/YARDS	104/35.2
FUMBLES/BALL LOST	115/1047
TOUCHDOWNS	20/10
Rushing	26
Passing	6
Returns	18

SCORE BY PERIODS

REDSKINS	1	2	3	4	OT	PTS
OPONENTS	54	80	34	72	0	240

SCORING

TD	Ru	Pa	Rt	K-Pnt	FG	S	PTS
Portis	7	5	2	0	0	0	42
Hall	0	0	0	13/13	8/11	0	37
Cooley	6	0	6	0	0	0	36
Gardner	5	0	5	0	0	0	30
Chandler LG	0	0	0	14/14	5/8	0	29
Chandler TM	0	0	0	6/6	5/6	0	21
Kimrin	0	0	0	6/6	6/10	0	24
Royal	4	0	4	0	0	0	24
Betts	1	1	0	0	0	0	6
Coles	1	0	1	0	0	0	6
Harris	1	0	0	1	0	0	6
Pierce	1	0	0	1	0	0	6
Jacobs	0	0	0	0	0	0	2
REDSKINS	26	6	18	2	25/25	19/27	0 240
OPONENTS	30	7	17	6	28/28	17/20	1 265

2-PT Conversions:

Jacobs	TEAM	1-1	OPONENTS	2-2
--------	------	-----	----------	-----

RUSHING

No.	Yds	Avg	Long	TD
Portis	343	1315	3.8	64
Betts	90	371	4.1	27
Brunell	19	62	3.3	21
Ramsay	10	19	1.9	17
Gardner	3	7	2.3	11
Cartwright	2	0	0.0	2
Coles	3	-3	-1.0	7
Jacobs	1	-6	-6.0	-6
REDSKINS	471	1765	3.7	64
OPONENTS	419	1304	3.1	26

PASSING

Att	Cmp	Yds	Cmp%	Yds/Att
Ramsay	272	169	1665	62.1
Brunell	237	118	1194	49.8
Gardner	3	0	0	0.0
Portis	2	1	15	50.0
REDSKINS	514	289	2874	56.0
OPONENTS	515	294	3222	57.1

RECEIVING

No.	Yds	Avg	Long	TD
Coles	90	950	10.6	45
Gardner	51	650	12.7	51
Portis	40	235	5.9	18
Cooley	37	314	8.5	31
Thrash	17	203	11.9	31
Jacobs	16	178	11.1	45
Betts	15	108	7.2	20
Royal	8	70	3.8	23
McCants	5	71	14.2	27
Rasby TM	5	52	0.4	13
Kozlowski	3	29	9.7	13
Sellers	1	14	14.0	14
Cartwright	0	0	0	0
REDSKINS	288	2874	10.0	51
OPONENTS	294	3222	11.0	80

INTERCEPTIONS

No.	Yds	Avg	Long	TD
Spring	5	117	23.4	38
Taylor	4	85	21.3	45
Smoot	3	17	5.7	17
Pierce	2	94	47.0	78
Harris	2	31	15.5	31
Warner	1	39	39.0	39
Franz	1	22	22.0	22
REDSKINS	18	405	22.5	78
OPONENTS	17	201	11.8	70

PUNTING

No.	Yds	Avg	Net	TB	In	Lg	Blk
Tupa	103	4544	44.1	35.2	8	30	61
REDSKINS	104	4544	43.7	35.2	8	30	61
OPONENTS	104	4190	40.2	35.9	6	26	58

PUNT RETURNS

Ret	FC	Yds	Avg	Lg	TD
Thrash	19	8	162	8.5	43
Morton	13	12	80	6.2	14
A. Brown	10	2	89	8.9	39
Marshall	0	1	0	0	0
REDSKINS	42	23	331	7.9	43
OPONENTS	65	11	727	11.2	78

KICKOFF RETURNS

No.	Yds	Avg	Long	TD
Betts	23	528	23.0	70
Morton	16	358	22.4	49
Thrash	9	186	20.7	36
Sellers	4	56	14.0	17
A. Brown	1	66	66.0	66
Kozlowski	1	4	4.0	4
Molinaro	1	5	5.0	5
REDSKINS	55	1203	21.9	70
OPONENTS	57	1223	21.5	92

FIELD GOALS

1-19	20-29	30-39	40-49	50+
Hall	1/1	3/3	3/3	1/3
Kimrin	0/0	3/3	2/3	1/3
Chandler LG	0/0	4/4	0/2	1/1
Chandler TM	0/0	4/4	0/2	1/1
REDSKINS	1/1	10/10	5/6	3/7
OPONENTS	0/0	4/4	9/9	4/6

DEFENSIVE STATISTICS

Player	T	S	A	T/L	PD	FF	FR
Pierce	100	109	51	1	2	1	2
Washington	130	102	28	9	3	1	1
Griffin	96	65	31	15	1	1	1

SACKS:

Cornelius Griffin 6.0, Shawn Springs 6.0, Marcus Washington 5.4, Ron Warner 3.5, Renaldo Wynn 3.0, Chris Clemors 3.0, Demetric Evans 2.5, Joe Salave'a 2.0, Matt Bowen 2.0, Lemar Marshall 1.5, Antonio Pierce 1.0, Sean Taylor 1.0, Brandon Noble 1.0, LaVar Arrington 1.0, Phillip Daniels 1.0, Jermaine Haley 1.0.

National Honors:

LaVar Arrington: Pro Bowl; CB Fred Smoot, B.J. Blanchard Award; DL Brandon Noble, Ed Block Courage Award; DL Cornelius Griffin Quarterback Club Player of the Year
--

STARTERS:

Offense: WR Rod Gardner (14), LT Chris Samuels (16), LG Derrick Dockery (16), C Lennie Friedman (2), C Cory Raymer (14), RG Randy Thomas (15), RT Ray Brown (13), TE Walter Rasby (6), TE Robert Royal (9), WR Laveranues Coles (16), QB Mark Brunell (9), QB Patrick Ramsey (7), RB Clinton Portis (15), HV Chris Cooley (9), WR James Thrash (3), WR Taylor Jacobs (4).

Defense:

LE Renaldo Wynn (16), LT Joe Salave'a (9), LT Brandon Noble (6), RT Cornelius Griffin (15), RE Phillip Daniels (5), RE Ron Warner (2), RE Demetric Evans (8), WLB LaVar Arrington (2), WLB Lemar Marshall (14), MLB Antonio Pierce (16), SLB Marcus Washington (16), LCB Shawn Springs (15), RCB Fred Smoot (15), SS Matt Bowen (5), SS Ryan Clark (11), FS Andre Lott (3), FS Sean Taylor (13), CB Walt Harris (2).
--

TD

TD	TD%	Int	Int%	Long	Sack/Lost	Rating
10	3.7	11	4.0	51	23/137	74.8
7	3.0	6	2.5	49	15/105	63.9
0	0.0	0	0.0	0	0/0	9.6
1	50.0	0	0.0	151	0/0	114.0
18	3.5	17	3.3	51	39/242	70.8
17	3.3	18	3.5	80	40/245	72.2



NFL

12

NFL

EDSMITH

20

Sidelines

SUPER BOWL
CHAMPIONS



NFL Phone Numbers

NFL League Office	280 Park Ave, New York, NY 10022	(212) 450-2000
NFL Properties	280 Park Ave, New York, NY 10022	(212) 838-2000
NFL Films	330 Fellowship Road, Mt. Laurel, NJ 08054	(856) 778-1600
Pro Football Hall of Fame	2121 George Halas Dr, NW, Canton, OH 44708	(330) 456-8207
Elias Sports Bureau	500 Fifth Ave, New York, NY 10036	(212) 869-1530

Team	PR Director	Phone Number
Arizona Cardinals	Mark Dalton	(602) 379-0101
Atlanta Falcons	Reggie Roberts	(770) 965-3115
Baltimore Ravens	Kevin Byrne	(410) 654-6200
Buffalo Bills	Scott Berchtold	(716) 648-1800
Carolina Panthers	Charlie Dayton	(704) 358-7000
Chicago Bears	Scott Hagel	(847) 295-6600
Cincinnati Bengals	Jack Brennan	(513) 621-3550
Cleveland Browns	Bill Bonsiewicz	(440) 891-5000
Dallas Cowboys	Rich Dalrymple	(972) 556-9900
Denver Broncos	Jim Saccamano	(303) 649-9000
Detroit Lions	Matt Barnhart	(313) 216-4000
Green Bay Packers	Jeff Blumb	(920) 496-5700
Houston Texans	Tony Wyllie	(832) 667-2000
Indianapolis Colts	Craig Kelley	(317) 297-2658
Jacksonville Jaguars	Dan Edwards	(904) 633-6000
Kansas City Chiefs	Bob Moore	(816) 920-9300
Miami Dolphins	Harvey Greene	(954) 452-7010
Minnesota Vikings	Bob Hagen	(952) 828-6500
New England Patriots	Stacey James	(508) 543-8200
New Orleans Saints	Greg Bensel	(504) 733-0255
New York Giants	Pat Hanlon	(201) 935-8111
New York Jets	Ron Colangelo	(516) 560-8100
Oakland Raiders	Mike Taylor	(510) 864-5000
Philadelphia Eagles	Derek Boyko	(215) 463-2500
Pittsburgh Steelers	Dave Lockett	(412) 432-7800
St. Louis Rams	Duane Lewis	(314) 982-7267
San Diego Chargers	Bill Johnston	(858) 874-4500
San Francisco 49ers	Aaron Salkin	(408) 562-4949
Seattle Seahawks	Dave Pearson	(425) 827-9777
Tampa Bay Buccaneers	Jeff Kamis	(813) 870-2700
Tennessee Titans	Robbie Bohren	(615) 565-4000
Washington Redskins	Chris Helein	(703) 726-7000

Important Dates 2006-2007

2006	Late July	Training camps open.
	July 24	Signing period ends at 4:00 PM ET for unrestricted free agents who received June 1 tender.
	August 6	Pro Football Hall of Fame Game, Canton, Ohio - Oakland Raiders vs. Philadelphia Eagles (NBC).
	August 10-14	First full preseason weekend.
	August 29	Roster cutdown to maximum of 75 players.
	September 2	Roster cutdown to maximum of 53 players.
	September 3	Clubs may establish practice squad of eight players.
	September 7-11	Kickoff 2006.
	October 17	Trading deadline.
	October 23-25	NFL Fall Meeting (New Orleans, Louisiana).
2007	December 30-31	Regular season ends.
	January 6-7	Wild Card Playoffs.
	January 13-14	Divisional Playoffs.
	January 21	Conference Championships.
	February 4	Super Bowl XLI, South Florida (CBS).
	February 10	AFC-NFC Pro Bowl, Honolulu, Hawaii (CBS).
	February 21-27	NFL Scouting Combine, Indianapolis, Indiana.
	March 25-28	NFL Annual Meeting, Phoenix, Arizona.
April 28-29	NFL Draft, New York City.	
Late May	NFL Spring Meeting (Site TBD)	

OWNERSHIP

COACHES

PLAYERS

STATISTICS

RECORDS

HISTORY

SIDELINES

2006 Pre-Season Schedule



HALL OF FAME GAME (Canton, Ohio)

WEEK 1- August 10-14

Aug. 6	Oakland vs. Philadelphia	8:00 p.m. (NBC)
Aug. 10	Indianapolis at St. Louis Cleveland at Philadelphia	7:30 p.m. (FOX) 7:30 p.m.
Aug. 11	New England at Atlanta Denver at Detroit N.Y. Jets at Tampa Bay N.Y. Giants at Baltimore Chicago at San Francisco	8:00 p.m. (CBS) 7:30 p.m. 7:30 p.m. 8:00 p.m. 10:00 p.m.
Aug. 12	Pittsburgh at Arizona Buffalo at Carolina Jacksonville at Miami Kansas City at Houston New Orleans at Tennessee Dallas at Seattle Green Bay at San Diego	4:00 p.m. 7:30 p.m. 7:30 p.m. 8:00 p.m. 8:00 p.m. 10:00 p.m. 10:00 p.m.
Aug. 13	<i>Washington at Cincinnati</i>	8:00 p.m. (NBC)
Aug. 14	Oakland at Minnesota	8:00 p.m. (ESPN)

WEEK 2- August 17-21

Aug. 17	Kansas City at N.Y. Giants Philadelphia at Baltimore	8:00 p.m. (FOX) 8:00 p.m.
Aug. 18	San Diego at Chicago Cincinnati at Buffalo Detroit at Cleveland	8:00 p.m. (CBS) 7:00 p.m. 7:30 p.m.
Aug. 19	Arizona at New England Carolina at Jacksonville Miami at Tampa Bay Atlanta at Green Bay Houston at St. Louis Minnesota at Pittsburgh <i>N.Y. Jets at Washington</i>	8:00 p.m. (NFL Network) 7:30 p.m. 7:30 p.m. 8:00 p.m. 8:00 p.m. 8:00 p.m. 8:00 p.m. 8:00 p.m.
Aug. 20	Tennessee at Denver Seattle at Indianapolis San Francisco at Oakland	9:00 p.m. 8:00 p.m. (NBC) 8:00 p.m.
Aug. 21	Dallas at New Orleans (Shreveport, La.)	8:00 p.m. (ESPN)

WEEK 3- August 24-28

Aug. 24	Miami at Carolina	8:00 p.m. (FOX)
Aug. 25	Pittsburgh at Philadelphia Arizona at Chicago Baltimore at Minnesota N.Y. Giants at N.Y. Jets Detroit at Oakland	8:00 p.m. (ESPN) 8:00 p.m. 8:00 p.m. 8:00 p.m. 10:00 p.m.
Aug. 26	Tampa Bay at Jacksonville Cleveland at Buffalo Indianapolis at New Orleans (Jackson, Miss.) Atlanta at Tennessee San Francisco at Dallas <i>Washington at New England</i> St. Louis at Kansas City Seattle at San Diego	8:00 p.m. (CBS) 6:00 p.m. 7:00 p.m. 8:00 p.m. 8:00 p.m. 8:00 p.m. 8:30 p.m. 11:00 p.m.
Aug. 27	Houston at Denver	8:00 p.m. (NFL Network)
Aug. 28	Green Bay at Cincinnati	8:00 p.m. (ESPN)

WEEK 4- August 31-September 1

Aug. 31	Buffalo at Detroit Carolina at Pittsburgh Jacksonville at Atlanta New England at N.Y. Giants St. Louis at Miami <i>Baltimore at Washington</i> Chicago at Cleveland Minnesota at Dallas Tampa Bay at Houston New Orleans at Kansas City Denver at Arizona Oakland at Seattle	7:30 p.m. 7:30 p.m. 7:30 p.m. 7:30 p.m. 7:30 p.m. 8:00 p.m. 8:00 p.m. 8:00 p.m. 8:00 p.m. 8:30 p.m. 10:00 p.m. 10:00 p.m.
Sept. 1	Tennessee at Green Bay Cincinnati at Indianapolis Philadelphia at N.Y. Jets San Diego at San Francisco	4:00 p.m. 7:00 p.m. 7:00 p.m. 10:00 p.m.

OWNERSHIP

COACHES

PLAYERS

STATISTICS

RECORDS

HISTORY

SIDELINES

2006 NFL Schedule

Week 1

Thursday, September 7
Miami at Pittsburgh 8:30 pm

Sunday, September 10
Atlanta at Carolina 1:00 pm
Baltimore at Tampa Bay 1:00 pm
Buffalo at New England 1:00 pm
Cincinnati at Kansas City 1:00 pm
Denver at St. Louis 1:00 pm
New Orleans at Cleveland 1:00 pm
N.Y. Jets at Tennessee 1:00 pm
Philadelphia at Houston 1:00 pm
Seattle at Detroit 1:00 pm
Chicago at Green Bay 4:15 pm
Dallas at Jacksonville 4:15 pm
San Francisco at Arizona 4:15 pm
Indianapolis at N.Y. Giants 8:15 pm

Monday, September 11
Minnesota at Washington 7:00 pm
San Diego at Oakland 10:15 pm

Week 2

Sunday, September 17
Buffalo at Miami 1:00 pm
Carolina at Minnesota 1:00 pm
Cleveland at Cincinnati 1:00 pm
Detroit at Chicago 1:00 pm
Houston at Indianapolis 1:00 pm
New Orleans at Green Bay 1:00 pm
N.Y. Giants at Philadelphia 1:00 pm
Oakland at Baltimore 1:00 pm
Tampa Bay at Atlanta 1:00 pm
Arizona at Seattle 4:05 pm
St. Louis at San Francisco 4:05 pm
Kansas City at Denver 4:15 pm
New England at N.Y. Jets 4:15 pm
Tennessee at San Diego 4:15 pm
Washington at Dallas 8:15 pm

Monday, September 18
Pittsburgh at Jacksonville 9:00 pm

Week 3

Open date: Dallas, Kansas City, Oakland, San Diego

Sunday, September 24
Carolina at Tampa Bay 1:00 pm
Chicago at Minnesota 1:00 pm
Cincinnati at Pittsburgh 1:00 pm
Green Bay at Detroit 1:00 pm
Jacksonville at Indianapolis 1:00 pm
N.Y. Jets at Buffalo 1:00 pm
Tennessee at Miami 1:00 pm
Washington at Houston 1:00 pm
Baltimore at Cleveland 4:05 pm
N.Y. Giants at Seattle 4:15 pm
Philadelphia at San Francisco 4:15 pm
St. Louis at Arizona 4:15 pm
Denver at New England 8:15 pm

Monday, September 25
Atlanta at New Orleans 8:30 pm

Week 4

Open date: Denver, N.Y. Giants, Pittsburgh, Tampa Bay

Sunday, October 1
Arizona at Atlanta 1:00 pm
Dallas at Tennessee 1:00 pm
Indianapolis at N.Y. Jets 1:00 pm
Miami at Houston 1:00 pm
Minnesota at Buffalo 1:00 pm
New Orleans at Carolina 1:00 pm
San Diego at Baltimore 1:00 pm
San Francisco at Kansas City 1:00 pm
Detroit at St. Louis 4:05 pm
Cleveland at Oakland 4:15 pm
Jacksonville at Washington 4:15 pm
New England at Cincinnati 4:15 pm
Seattle at Chicago 8:15 pm

Monday, October 2
Green Bay at Philadelphia 8:30 pm

Week 5

Open date: Atlanta, Cincinnati, Houston, Seattle

Sunday, October 8
Buffalo at Chicago 1:00 pm
Cleveland at Carolina 1:00 pm
Detroit at Minnesota 1:00 pm
Miami at New England 1:00 pm
St. Louis at Green Bay 1:00 pm
Tampa Bay at New Orleans 1:00 pm
Tennessee at Indianapolis 1:00 pm
Washington at N.Y. Giants 1:00 pm
Kansas City at Arizona 4:05 pm
N.Y. Jets at Jacksonville 4:05 pm
Oakland at San Francisco 4:05 pm
Dallas at Philadelphia 4:15 pm
Pittsburgh at San Diego 8:15 pm

Monday, October 9
Baltimore at Denver 8:30 pm

Week 6

Open date: Cleveland, Green Bay, Indianapolis, Jacksonville, Minnesota, New England

Sunday, October 15
Buffalo at Detroit 1:00 pm
Carolina at Baltimore 1:00 pm
Cincinnati at Tampa Bay 1:00 pm
Houston at Dallas 1:00 pm
N.Y. Giants at Atlanta 1:00 pm
Philadelphia at New Orleans 1:00 pm
Seattle at St. Louis 1:00 pm
Tennessee at Washington 1:00 pm
Kansas City at Pittsburgh 4:15 pm
Miami at N.Y. Jets 4:15 pm
San Diego at San Francisco 4:15 pm
Oakland at Denver 8:15 pm

Monday, October 16
Chicago at Arizona 8:30 pm

Week 7

Open date: Baltimore, Chicago, New Orleans, San Francisco, St. Louis, Tennessee

Sunday, October 22
Carolina at Cincinnati 1:00 pm
Detroit at N.Y. Jets 1:00 pm
Green Bay at Miami 1:00 pm
Jacksonville at Houston 1:00 pm
New England at Buffalo 1:00 pm
Philadelphia at Tampa Bay 1:00 pm
Pittsburgh at Atlanta 1:00 pm
San Diego at Kansas City 1:00 pm
Denver at Cleveland 4:05 pm
Arizona at Oakland 4:15 pm
Minnesota at Seattle 4:15 pm
Washington at Indianapolis 4:15 pm

Monday, October 23
N.Y. Giants at Dallas 8:30 pm

Week 8

Open date: Buffalo, Detroit, Miami, Washington

Sunday, October 29
Arizona at Green Bay 1:00 pm
Atlanta at Cincinnati 1:00 pm
Baltimore at New Orleans 1:00 pm
Houston at Tennessee 1:00 pm
Jacksonville at Philadelphia 1:00 pm
Seattle at Kansas City 1:00 pm
San Francisco at Chicago 1:00 pm
Tampa Bay at N.Y. Giants 1:00 pm
St. Louis at San Diego 4:05 pm
Indianapolis at Denver 4:15 pm
N.Y. Jets at Cleveland 4:15 pm
Pittsburgh at Oakland 4:15 pm
Dallas at Carolina 8:15 pm

Monday, October 30
New England at Minnesota 8:30 pm

Week 9

Open date: Arizona, Carolina, N.Y. Jets, Philadelphia

Sunday, November 5
Atlanta at Detroit 1:00 pm
Cincinnati at Baltimore 1:00 pm
Dallas at Washington 1:00 pm
Green Bay at Buffalo 1:00 pm
Houston at N.Y. Giants 1:00 pm
Kansas City at St. Louis 1:00 pm
Miami at Chicago 1:00 pm
New Orleans at Tampa Bay 1:00 pm
Tennessee at Jacksonville 1:00 pm
Minnesota at San Francisco 4:05 pm
Cleveland at San Diego 4:15 pm
Denver at Pittsburgh 4:15 pm
Indianapolis at New England 8:15 pm

Monday, November 6
Oakland at Seattle 8:30 pm

**Week 10**

Sunday, November 12	
Baltimore at Tennessee	1:00 pm
Buffalo at Indianapolis	1:00 pm
Chicago at N.Y. Giants	1:00 pm
Cleveland at Atlanta	1:00 pm
Green Bay at Minnesota	1:00 pm
Houston at Jacksonville	1:00 pm
Kansas City at Miami	1:00 pm
New Orleans at Pittsburgh	1:00 pm
N.Y. Jets at New England	1:00 pm
San Diego at Cincinnati	1:00 pm
San Francisco at Detroit	1:00 pm
Washington at Philadelphia	1:00 pm
Denver at Oakland	4:05 pm
Dallas at Arizona	4:15 pm
St. Louis at Seattle	4:15 pm

* Note: One of the Sunday games will move to 8:15pm Sunday night.

Monday, November 13	
Tampa Bay at Carolina	8:30 pm

Week 11

Sunday, November 19	
Atlanta at Baltimore	1:00 pm
Buffalo at Houston	1:00 pm
Chicago at N.Y. Jets	1:00 pm
Cincinnati at New Orleans	1:00 pm
Indianapolis at Dallas	1:00 pm
Minnesota at Miami	1:00 pm
New England at Green Bay	1:00 pm
Oakland at Kansas City	1:00 pm
Pittsburgh at Cleveland	1:00 pm
St. Louis at Carolina	1:00 pm
Tennessee at Philadelphia	1:00 pm
Washington at Tampa Bay	1:00 pm
Detroit at Arizona	4:05 pm
Seattle at San Francisco	4:05 pm
San Diego at Denver	4:15 pm

* Note: One of the Sunday games will move to 8:15pm Sunday night.

Monday, November 20	
N.Y. Giants at Jacksonville	8:30 pm

Week 12

Thursday, November 23	
Miami at Detroit	12:30 pm
Tampa Bay at Dallas	4:15 pm
Denver at Kansas City	8:00 pm

Sunday, November 26	
Arizona at Minnesota	1:00 pm
Carolina at Washington	1:00 pm
Chicago at New England	1:00 pm
Cincinnati at Cleveland	1:00 pm
Houston at N.Y. Jets	1:00 pm
Jacksonville at Buffalo	1:00 pm
New Orleans at Atlanta	1:00 pm
N.Y. Giants at Tennessee	1:00 pm
Philadelphia at Indianapolis	1:00 pm
Pittsburgh at Baltimore	1:00 pm
San Francisco at St. Louis	1:00 pm
Oakland at San Diego	4:05 pm

* Note: One of the Sunday games will move to 8:15pm Sunday night.

Monday, November 27	
Green Bay at Seattle	8:30 pm

Week 13

Thursday, November 30	
Baltimore at Cincinnati	8:00 pm
Sunday, December 3	
Arizona at St. Louis	1:00 pm
Atlanta at Washington	1:00 pm
Dallas at N.Y. Giants	1:00 pm
Detroit at New England	1:00 pm
Indianapolis at Tennessee	1:00 pm
Jacksonville at Miami	1:00 pm
Kansas City at Cleveland	1:00 pm
Minnesota at Chicago	1:00 pm
N.Y. Jets at Green Bay	1:00 pm
San Diego at Buffalo	1:00 pm
San Francisco at New Orleans	1:00 pm
Tampa Bay at Pittsburgh	1:00 pm
Houston at Oakland	4:05 pm
Seattle at Denver	4:15 pm

* Note: One of the Sunday games will move to 8:15pm Sunday night.

Monday, December 4	
Carolina at Philadelphia	8:30 pm

Week 14

Thursday, December 7	
Cleveland at Pittsburgh	1:00 pm
Sunday, December 10	
Atlanta at Tampa Bay	1:00 pm
Baltimore at Kansas City	1:00 pm
Buffalo at N.Y. Jets	1:00 pm
Indianapolis at Jacksonville	1:00 pm
Minnesota at Detroit	1:00 pm
New England at Miami	1:00 pm
New Orleans at Dallas	1:00 pm
N.Y. Giants at Carolina	1:00 pm
Oakland at Cincinnati	1:00 pm
Philadelphia at Washington	1:00 pm
Tennessee at Houston	1:00 pm
Green Bay at San Francisco	4:05 pm
Seattle at Arizona	4:05 pm
Denver at San Diego	4:15 pm

* Note: One of the Sunday games will move to 8:15pm Sunday night.

Monday, December 11	
Chicago at St. Louis	8:30 pm

Week 15

Thursday, December 14	
San Francisco at Seattle	8:00 pm
Saturday, December 16	
Dallas at Atlanta	8:00 pm
Sunday, December 17	
Cleveland at Baltimore	1:00 pm
Detroit at Green Bay	1:00 pm
Houston at New England	1:00 pm
Jacksonville at Tennessee	1:00 pm
Miami at Buffalo	1:00 pm
N.Y. Jets at Minnesota	1:00 pm
Philadelphia at N.Y. Giants	1:00 pm
Pittsburgh at Carolina	1:00 pm
Tampa Bay at Chicago	1:00 pm
Washington at New Orleans	1:00 pm
Denver at Arizona	4:05 pm
Kansas City at San Diego	4:05 pm
St. Louis at Oakland	4:15 pm

* Note: One of the Sunday games will move to 8:15pm Sunday night.

Monday, December 18	
Cincinnati at Indianapolis	8:30 pm

Week 16

Thursday, December 21	
Minnesota at Green Bay	1:00 pm
Saturday, December 23	
Kansas City at Oakland	1:00 pm
Sunday, December 24	
Baltimore at Pittsburgh	1:00 pm
Carolina at Atlanta	1:00 pm
Chicago at Detroit	1:00 pm
Indianapolis at Houston	1:00 pm
New England at Jacksonville	1:00 pm
New Orleans at N.Y. Giants	1:00 pm
Tampa Bay at Cleveland	1:00 pm
Tennessee at Buffalo	1:00 pm
Washington at St. Louis	1:00 pm
Arizona at San Francisco	4:05 pm
Cincinnati at Denver	4:15 pm
San Diego at Seattle	4:15 pm

Monday, December 25	
Philadelphia at Dallas	5:00 pm
N.Y. Jets at Miami	8:30 pm

Week 17

Saturday, December 30	
N.Y. Giants at Washington	8:00 pm
Sunday, December 31	
Atlanta at Philadelphia	1:00 pm
Buffalo at Baltimore	1:00 pm
Carolina at New Orleans	1:00 pm
Cleveland at Houston	1:00 pm
Detroit at Dallas	1:00 pm
Green Bay at Chicago	1:00 pm
Jacksonville at Kansas City	1:00 pm
Miami at Indianapolis	1:00 pm
New England at Tennessee	1:00 pm
Oakland at N.Y. Jets	1:00 pm
Pittsburgh at Cincinnati	1:00 pm
Seattle at Tampa Bay	1:00 pm
St. Louis at Minnesota	1:00 pm
Arizona at San Diego	4:15 pm
San Francisco at Denver	4:15 pm

* Note: One of the Sunday games will move to 8:15pm Sunday night.



Welcome to

FedExField®

FedExField is the premier stadium in the National Football League. Located in Landover, MD, the privately financed **FedExField** was completed in a record 17 months and hosted the Redskins home opener September 14, 1997 — a 19-13 overtime win against the Arizona Cardinals.

The stadium is located on a 200-acre site and is the largest stadium in the NFL with 91,704 seats — over 11,000 more than the next largest — the Meadowlands in New Jersey. **FedExField** is one of just two stadiums with three tiers of luxury suites, a total of 243. Suites are equipped with restrooms, a refrigerator, televisions, a lounge area, two rows of seats, and bar stools.

FedExField increased the Redskins attendance capacity by over 40% when the team left RFK Stadium after 1996. Nevertheless, the Redskins have sold out every home game for the past 38 seasons (294 regular season and 13 playoff games) including all 89 (preseason, regular and postseason) contests at **FedExField**. All eight games for the 2006 season are sold out as well as both preseason contests.

Construction on **FedExField** began in March 1996 and cost \$250 million. The following year,

\$30 million was spent to create a 170,000 square-foot atrium encircling the entire stadium making the Joe Gibbs Club Level the most spectacular in the league.

When Daniel M. Snyder became the Redskins owner in July 1999, one of his first tasks was to make additional improvements to **FedExField**. Immediately, millions were invested in such projects as replacing metal rails with glass rails in order to provide unobstructed sight lines in the stadium bowl. The sound system was significantly upgraded and the parking lot was re-structured and re-routed to greatly improve the traffic flow on game days.

Since his inaugural season, Snyder has spent more than \$100 million to enhance **FedExField**. Over the past five seasons, numerous additions have been made. Escalators have been added for fans seated in the stadium's upper tier. The spectacular new Owner's Club Suite Level has been created. A 3,000-foot circumference wind screen has been installed around the top of the stadium to improve fan comfort. A sophisticated radiant heating system has been installed on the loge level. Seats have been added to the upper, lower and loge levels. The Field Club section of

seating was added immediately around the playing field, dubbed the "dream seats," given they put fans almost on top of the action. The Hall of Fame Store, the original Official Redskins Store, has been remodeled and completely re-merchandised with new Redskins products. Finally, the field has been improved and re-sodded.

During the off-season and while the Redskins are away during the football season, FedExField hosts a variety of special events. During the summer of 2005 FedExField hosted country



music icon Kenny Chesney's "Somewhere in the Sun 2005" concert and the "Clash of Champions" soccer match between English Premier League member Chelsea FC and Major League Soccer's D.C. United. For more information regarding FedExField events, check out *Redskins.com*.



Recommended Routes

FANS ARE ENCOURAGED TO USE METRO: Due to the Metro Blue Line extension, fans can ride Metro trains to the Garrett A. Morgan Blvd. Blue Line station and walk to FedExField. The Morgan Blvd. station is in close proximity to FedExField.

From Northern Virginia: Take I-495/95 North (Wilson Bridge) to either Exit 15-A (Central Ave. east), 15-B (Central Ave. west), or Exit 16 (Arena Dr.)

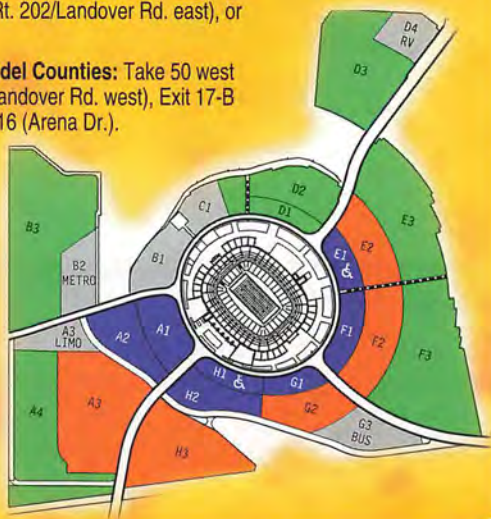
From Montgomery and Howard Counties: Take I-95/495 south to Exit 17-A (Rt. 202/Landover Rd. west), Exit 17-B (Rt. 202/Landover Rd. east), or Exit 16 (Arena Dr.).

From Prince Georges and Anne Arundel Counties: Take 50 west to 495 south. Exit at 17-A (Rt. 202/Landover Rd. west), Exit 17-B (Rt. 202/Landover Rd. East), or Exit 16 (Arena Dr.).

From Washington DC: Take East Capitol St. east. It becomes Central Ave. in Maryland (Rt. 214) to Garrett Morgan Boulevard.

Permit Parking: Take I-495 to the following exits: 15B - Rt. 214 west; 16 - Arena Drive; 17B - Rt. 202/Landover Rd. west.

Cash Parking: I-495 to the following exits: 15A - Rt. 214 east; 17A - Rt. 202/Landover Rd. east.



A Day of Firsts: September 14, 1997

FedExField



On September 14, 1997, the Redskins opened their new stadium with a thrilling 19-13 overtime victory over the Arizona Cardinals in front of a record crowd of Washington fans.

In their first game at their new home, the Redskins were forced into overtime when Cardinals kicker Kevin Butler connected on a 47-yard field goal to tie the score with just two seconds remaining.

The Cards won the toss to start the extra period, but rookie defensive lineman Kenard Lang stripped Arizona running back Leeland McElroy of the football, and Derek M. Smith recovered for the Skins on the 35-yard line. Quarterback Gus Frerotte was sacked on first down, but on the next play he found Michael Westbrook in the endzone for a game-winning 40-yard TD.

National Anthem:	Sung by Mary Chapin Carpenter
Coin Toss:	Redskins win toss and elect to receive
Snap:	Redskins center Jeff Uhlenhake to quarterback Gus Frerotte
Play:	Redskins Terry Allen three-yard run
Pass Play:	Redskins quarterback Gus Frerotte threw incomplete, intended for running back Terry Allen
Punt:	Redskins Matt Turk punts 53 yards with 13:57 left in the first quarter
Completion and First Down:	Cardinals Kent Graham passed six yards to wide receiver Frank Sanders
Score:	Redskins Scott Blanton 20-yard field goal with 8:27 left in the first quarter
Touchdown:	Cardinals Tommy Bennet recovered blocked punt in the end zone with 0:57 seconds left in the first quarter
Redskins Touchdown:	Michael Westbrook five-yard reception from Gus Frerotte with 13:37 left in the second quarter
Turnover:	Fumble by Cardinals Frank Sanders
Penalty:	False start by Redskins left tackle Shar Pourdanesh
Sack:	Redskins Marc Boutte sacks Kent Graham in first quarter
Interception:	Cardinals linebacker Ron McKinnon, on pass by Gus Frerotte with 10:46 left in the second quarter
Timeout:	Cardinals Kent Graham with 9:56 left in the second quarter
Halftime Score:	Washington Redskins 10, Arizona Cardinals 7
Victory:	Washington Redskins 19, Arizona Cardinals 13 in overtime

Welcome to Redskins Park

Rising from a former dairy farm and set on picturesque 162 acres of land in Ashburn, Virginia, Redskins Park is home to the Gerald S. Snyder Training Facility, the team's year-round headquarters.

The team has called Redskins Park its home since August of 1992, enjoying a private haven away from urban distractions. The complex features four football fields, strength training and sports medicine facilities, offices and meeting rooms for players, coaches and front office staff, and accommodations for print and broadcast media. The building amasses some 65,000 square feet.

Located in Loudoun County, recently named the fastest growing area in the United States, Redskins Park is tucked away from highways and other office buildings. The two-story concrete and glass structure looks deceiving in size. Visitors enter a bright, spacious lobby that leads to three carefully groomed natural grass playing fields and an additional astro-turf practice surface.

The downstairs part of the building is dedicated to football operations, including player and staff locker rooms, a newly enhanced strength and conditioning center, the equipment room, athletic training rooms and video studio. The athletic training facilities include an x-ray room and dentist office, in addition to private examining rooms for the medical staff that cares for the team throughout the year. The lower level consists of a racquetball court and a half-court basketball gym. A catering kitchen is located adjacent to the gym, used as a dining hall during team practice sessions throughout the year. A state-of-the-art players' lounge was added in 2004 as well as a television studio for taping the daily interviews fans throughout the country see on local and national TV.

One side of the upper floor consists of coaches' and personnel offices and a large, 105-seat multipurpose auditorium, used for team meetings, press conferences, and film sessions. The other side of the building houses offices for the club's accounting, marketing, public relations and administrative offices. The public area of the building consists of large hallways, high ceilings with natural lighting, and numerous trophy cases displaying the team's rich history and tradition.

A brand new television and radio studio was completed in the rear of the building in 2005. The glassed studio overlooks the facilities' four practice fields. A first-floor media room has individual cubicles and workspace for beat and visiting media. The media room, auditorium, and locker room are wired for direct television uplink.

In 2005, an additional building adjacent to the main facility was constructed housing the Redskins Charitable Foundation, publishing, information technology, and retail departments.



Washington Redskins Training Camp

The Washington Redskins will open 2006 Training Camp built by The Home Depot on July 31st at Redskins Park, the team's year-round practice complex in Ashburn, Virginia. This will be the fifth year the team has chosen to stay home to prepare for the NFL season, taking advantage of the Redskins' state-of-the-art training resources and facilities.

Training camp is an annual ritual in the NFL, an opportunity for fans from all over the country to come see their favorite Redskins players in action on the practice field, and get a first glimpse of the newly signed free agents and draft picks. With the numerous off-season additions to the Redskins roster, fans will see a new team take the field in 2006.

During the first two weeks of camp, a number of practices are open to fans, free of charge. Visitors are encouraged to bring lawn chairs or blankets, as they will be able to sit along the hill overlooking the four playing fields. After each practice, fans will have the opportunity to gather autographs and take photos of their favorite players as they walk off the field to the locker rooms.




Extensive media attention is expected, and to assist visiting press in their coverage, the Redskins provide a media tent and workroom equipped with power inputs and phone lines for data transmission. Credentialed media will have additional access to the players and practice areas, and can coordinate interviews through the Redskins Public Relations Department. All media attending Redskins Training Camp must obtain credentials to gain access to the grounds. Media should fax requests on company letterhead to the attention of Patrick Wixted at 703-726-7086, before arriving to their first practice at Redskins Park.

The Redskins first held training camp at Redskins Park in 2000, opening the complex to visitors for the first time in franchise history. Thousands of fans from all over the Washington, D.C. area, and

beyond, were able to visit, watch their favorite players just steps from the practice fields, gather autographs and take part in the Redskins experience. After a two-year hiatus, with camp being held at Dickinson College in Carlisle, Pennsylvania, the Redskins returned to Ashburn to get ready for the 2003 season.

Dates: The Redskins report to camp on July 30th and will conduct public practices through August 15th. The Redskins vs the Baltimore Ravens scrimmage presented by Bearing Point will also serve as Fan Appreciation Day on Saturday, August 5th at FedEx Field, and will include special performances by the Washington Redskins Cheerleaders and the acclaimed Redskins Marching Band. For a detailed practice schedule, please visit Redskins.com for more information, including updated team news, Training Camp directions and answers to frequently asked questions. Ample parking will be available to all fans visiting Redskins Park at no cost.



2006 STATS CREW

Jon Stratton	20 Years
Tom Ball	16 Years
Joe Band	37 Years
Tod Beatrice	6 Years
Keith Burner	4 Years
Steve Gubeck	25 Years
Bill Harris	11 Years
Ken Olsen	4 Years
Dale Wallace	5 Years

Washington Redskins Stats Crew

An integral part of every Redskins game at FedExField is the dedicated staff of statisticians and assistants that monitor every snap, tackle, run, pass and catch that takes place on the playing field. The Redskins stats crew is responsible for generating official game stats, compiling and inputting play-by-play information into a

computer database that quickly makes the data available for use by team coaches, the NFL and the media. Jon Stratton heads up the group, beginning his 20th year of service. His crew is among the League's best, with more than 100 years of combined experience.

Washington Redskins Grounds Crew

The playing surface at FedExField is among the very best in the NFL. The Redskins Grounds Crew is responsible for ensuring that the playing fields at FedExField and Redskins Park are in smooth, safe condition and able to withstand the rigors of NFL football. They work year-round operating the high-tech irrigation system under FedExField, fertilizing, mowing and chalking the field to keep it in top

playing condition. During the off-season in 2006, the Redskins grounds crew re-sodded the fields at Redskins Park, preparing for the start of the new football year. The Grounds Crew plays an important role in Redskins community initiatives as well, helping the Washington Redskins Charitable Foundation renovate the football fields of local high schools throughout the region. The program has been so successful that the NFL is encouraging similar programs in other NFL markets.



FedExField Attendance Records

In 2005, the Washington Redskins established a new NFL record for the sixth season in a row by playing in front of 1,238,813 fans in their 16 regular season games, breaking last year's record of 1,205,958. Washington's home attendance for the 2005 season at FedEx Field came to 716,999, a new NFL single season attendance record.

For the second straight year, Washington fans set their own team record against the rival Dallas Cowboys. On December 18, 2005, 90,558 fans attended the 35-7 Redskins victory – setting a new FedEx Field attendance record. The eight-game attendance average at FedEx Field was 89,625 – an average of 1,792 more fans per game than 2004.

Washington Redskins Radio Network



The Washington Redskins can now be heard in Washington, DC on *the new* ESPN Radio **94.3fm** **92.7fm**, **730am** and Free Country **99.9fm**.

Join Hall of Famers **Sonny Jurgensen** and **Sam Huff** for all the play-by-play as **Larry Michael** calls the action throughout the 2006 season. The Redskins Radio coverage will be unprecedented in its access, programming and features in 2006. It will continue to bring Redskins fans the best in radio coverage with an information packed pre-game show, all the play-by-play game action and live from the locker room post-game show. The Redskins Radio Network covers the Washington D.C. metropolitan plus five states; Virginia, Maryland, the Carolinas, Pennsylvania and West Virginia.

WNAV AM 1430 Annapolis, MD
WCBC AM 1270 Cumberland, MD
WFRE FM 99.9 Frederick, MD
WSMD FM 98.3 Mechanicsville, MD
WOSC FM 95.9 Salisbury, MD
WSJF AM 600 Greensboro, NC
WSTP AM 1490 Salisbury, NC
WRNR AM 740 Martinsburg, WV
WCHV AM 1260 Charlottesville, VA
WGRQ FM 95.9 Fredericksburg, VA
WXGM FM 99.1 Gloucester, VA

WXGM AM 1420 Gloucester, VA
WSVA AM 550 Harrisonburg, VA
WAGE AM 1050 Lynchburg, VA
WNIS AM 790 Norfolk, VA
WFIR AM 960 Roanoke, VA
WRNL AM 910 Richmond, VA
WSVO FM 93.1 Staunton, VA
WRAR FM 105.5 Tappahannock, VA
WFQX FM 99.3 Winchester, VA
WGET AM 1320 Gettysburg, PA

The 2006-2007 Washington Redskins Cheerleaders



First Name	Year	Birth Place	Occupation	Age
Abby	2nd	Maryland	Accountant	27
Alexandria	1st	Virginia	Student/Dance Instructor	18
Amanda	1st	Maryland	Desktop Publisher	21
Anabel	2nd	Virginia	Student	24
Ariana	4th	Virginia	Student/Dance Instructor	23
Arlene	2nd	Puerto Rico	Technical Recruiter	23
Brittany	2nd	Virginia	Student	20
Chastity	2nd	Texas	Administrative Asst., Makeup Artist	26
Chelsea	1st	Virginia	Student	20
Christine	6th	Maryland	Leasing Consultant	30
Courtney	11th	Iowa	Legal Assistant	29
Crystal B.	2nd	Virginia	Student/Dance Instructor/Substitute Teacher	23
Crystal H.	2nd	Maryland	Makeup Artist	24
GeNienne	8th	Virginia	Quality Manager	31
Ginger	1st	Virginia	Third-Grade Teacher	23
Heather	3rd	Virginia	Engineer, VP	27
Jamilla	4th	Virginia	Redskins Account Executive, Premium Seating	30
Jennifer	5th	Maryland	Dance Instructor/Student	22
Katie	6th	Maryland	Student	24
Kelley	7th	Maryland	Esthetician	27
Kelly	2nd	Maryland	Public School Contractor	28
Kelly N.	2nd	North Carolina	Marketing Consultant	29
Kimberly	8th	Guam	IT Program Manager	30
Kylean	1st	Maryland	Law Student	29
Lauren	3rd	Maryland	Neurotherapist	24
Leeanne	2nd	Maryland	Account Rep/Sales	25
Lisa	1st	Maryland	Student	20
Melani	1st	Washington, D.C.	Graduate Student	28
Michae'	5th	Maryland	Strategic Communications Consultant	24
Michelle	4th	District of Columbia	Student, Bartender	24
Onya	5th	Delaware	Market Research Specialist	27
Rachel	1st	Virginia	Registered Nurse	22
Rebecca	3rd	Virginia	Marketing Coordinator	24
Sabrina	1st	Virginia	Real Estate Agent/Dance Instructor	25
Shaina	1st	Maryland	Risk Management Consultant	24
Shannon	2nd	Virginia	Student	22
SooIn	8th	Korea	Banker	29
Tiffani	7th	Maryland	Redskins Manager, Premium Club	26
Tiffany	5th	California	Account Manager, Ad Agency	27
Tonya	3rd	Arizona	Web Developer, Graphic Designer	27

First Ladies of Football

Each year, hundreds of talented young women audition for the chance to cheer on the Washington Redskins players and entertain fans along the sidelines of FedExField. Since their inception in 1962, the First Ladies of Football have brought Redskins fans to their feet, both on and off the field.

While the Washington Redskins Cheerleaders are most visible to Redskins fans during the games at FedExField, they also find themselves working weekends and holidays year-round to assist charity and volunteer organizations, fundraisers, and educational foundations. Each year, working with the Department of Defense and Armed Forces Entertainment, members of the Washington squad travel to military bases around the world. As a part of Operation Iraqi Freedom they visited service men and women in Iraq and Italy. Most recently, the cheerleaders traveled to New York for Fleet Week.



Over the last seven years performing for U.S. troops, the Washington Redskins Cheerleaders Variety Show has grown from a small holiday performance to a musical extravaganza that incorporates the latest in funk, rock-n-roll, swing, and jazz, as well as contemporary and country music, with some audience participation thrown in to ensure the show has something for everyone.



Washington Redskins Alumni

The Washington Redskins Alumni Association formed in 1958, the first such alumni group in the country. The organization spearheaded the alumni movement among former professional football players and was the model for other alumni groups that later formed in all NFL cities.

Today, Redskins alumni continue to make their presence known throughout the community. As a very active chapter of the national NFL Alumni Association, they have as their motto "Caring for Kids". In addition to the numerous events and appearances Redskins alums participate in throughout the year, they hold two major fundraising events of their own: the Redskins Alumni Charity Golf Classic, now in its 27th year, and the annual Washington Redskins Welcome Home Luncheon, now in its 45th year. Mark Moseley currently resides as president of the Redskins Alumni Association.

The alumni have an office at Redskins Park and can be reached at 703-726-7488.



Washington Redskins Marching Band



The Redskins Marching Band begins its 68th year leading sell-out crowds at FedExField in the team fight song, "Hail to the Redskins." With bandmaster Billy Ball directing, it is one of just two pro football marching bands still in existence today. The all-volunteer ensemble formed in 1937, when George Preston Marshall brought the team to Washington, D.C., with the goal of entertaining fans from the moment they walked into the stadium until the time they left to go home. For more than six decades, the Marching Band has taken great pleasure in entertaining fans with their pre-game and halftime shows.

Over the years, the Band has marched between train stations and stadiums before notable games, down Broadway before a New York Giants game in the early 1960s, and around the concourse of Tampa Stadium during Super Bowl XVIII.



HAIL TO THE REDSKINS

THE REDSKINS FIGHT SONG

*"Hail to the Redskins!
Hail Victory!
Braves on the warpath,
Fight for old D.C.!*

*Run or pass and score
we want a lot more!
Beat 'em Swamp 'em Touchdown
let the points soar!*

*Fight on, Fight on,
Til you have won,
Sons of Wash-ing-ton!"*

On August 17, 1938, "Hail to the Redskins" made its debut as the official fight song of the Washington Redskins. The song was written by renowned band leader Barnee Breeskin and the lyrics were penned by Hollywood movie star Corinne Griffith, the wife of team founder and owner, George Preston Marshall. Copyright© by EMI Feist, Inc.

Meet the Hogettes

Another trademark of FedExField game day is a sighting of "The Hogettes," a highly spirited group of Redskins fans that dress in polka dot skirts, brightly colored wigs, plastic hog snouts, and enjoy extra-large cigars. "The Hogettes" started appearing at Redskins games in 1983, named after Washington's popular offensive line from the 80's,



"The Hogs". The group can be found at FedExField for every home Redskins game, and sometimes in the stands on road trips. The members are extremely active in the community as well, making appearances at golf tournaments, telethons, and parades to support children's charities. "The Hogettes" received the ultimate die-hard fan honor in 1999, with an induction into the Pro Football Hall of Fame, in the Hall of Fans exhibit in Canton, Ohio.



The Gameday Experience

As Redskins fans enter through the gates of FedExField, they are about to be part of the largest and best game day experiences in all of the NFL. As they get to their seats and prepare for the game, a production team is also preparing behind the scenes for that game. The Redskins Production Department, directed by Anthony Fanticola and Scott Edwards as Executive Producers of Game Day Entertainment lead a talented and experienced team that provide the video, audio and programming for all home games. The Production Department's game day staff numbers close to fifty staff and technicians, who provide the fans all the Redskins coverage and entertainment features pre-, post- and during the game. All of this is seen on two endzone display boards that included two Sony Jumbotrons and two Daktronics displays, that combined measure over 26 feet x 157 feet per endzone display. Mark Kessler in his sixth season as gameday



announcer at FedExField and provides the familiar voice in the stadium. In addition to the display boards, the Production Department books all the National Anthem singers, Honor Guards, flyovers, and half-time acts for the entire season. They also coordinate all of the gameday performances of the Washington Redskins Marching Band and the First Ladies of Football, the Washington Redskins Cheerleaders.

Visit Our Website

www.redskins.com

Washington Redskins - Microsoft Internet Explorer

File Edit View Favorites Tools Help

Address: http://www.redskins.com/

Official NFL Sites | AFC Teams | NFC Teams | Shop Now!

THE OFFICIAL SITE OF THE WASHINGTON REDSKINS

85 LEFT

Team News Multimedia Cheerleaders Community Tickets Shop Search

Top Story Photo Gallery Message Boards

Free Redskins Direct

Redskins.com TV Multiple TV Channels

Today's Featured Redskins Videos

Audio Webcast: Tune In @ 12 Noon ET

Join Larry McNeal and guests for the daily Redskins Radio Hour at 12 noon. [Watch Now!](#) [Add a Question!](#) [Webcast Schedule](#)

1 2 3 4 5 Prev Next

AP News | Coach | Quarterbacks | Starline | Officers | Bills | Backup QB will have knee surgery - Red headed, Willington ready to get

Special Events?

LOOKING FOR A UNIQUE VENUE TO HOST YOUR NEXT WORK?

Game Ticket

Redskins @ Bengals
Saturday, August 19, 7:00 PM ET
Paul Brown Stadium

Schedule

Youth Cheerleader Dance Camps

Late registrations accepted for Group 2 and Group 3. The dance camps begin in July. [Register Now!](#)

Scenes From Mini-Camp

You want photos? Visit our [Photo Gallery](#) section for a look at scenes from the weekend mini-camp, and more.

Sign up for your free Redskins E-Newsletter!

Get the inside scoop straight from the Redskins!

Sign - Hospitality Packages

Year-Round Corporate Events at FedExField

Forward Pass Cards

Redskins.com Webcast Schedule

Redskins Poll

What record will the Redskins have in NFL's last games this season?

- Under .500
- .500
- .500
- .500

Player Spotlight

96 Cornelius Griffin

Player Bio

Join ExtremeSkins, Our Fan-Hosted Message Board. [CLICK HERE!](#)

Dream Seats

Redskins.com is your leading source for breaking news and complete coverage of everything Redskins. The Washington Redskins official team web site provides fans and media with all of the latest news, features, polls, photos and statistics involving the Redskins and FedExField.

Redskins.com offers exclusive behind-the-scenes access: interviews with players, coaches and team officials, an updated roster and depth chart, weekly game previews, a comprehensive history section and a section devoted to the Redskins Cheerleaders. Fan can also sign up for the Season Ticket Waiting List online and register for team events, such as training camp.

In the Redskins Official Online Store, fans from near and far can shop for the latest team merchandise, from team jerseys and caps to Redskins card tables and chairs. The Online Store is equipped with the latest in Internet shopping security, so buying online is safe and convenient.

Fans from all over the world can chat about the team on ExtremeSkins.com, a fan forum part of Redskins.com that includes the only fan-hosted team message board in the NFL. The site has hosted exclusive chats with head coach Joe Gibbs, assistant head coach-defense Gregg Williams and dozens of Redskins players.



Gary Fitzgerald
Redskins.com

Redskins.com TV



Washington Redskins - Microsoft Internet Explorer

File Edit View Favorites Tools Help

Back Forward Stop Refresh Home Search Favorites

Address http://www.redskins.com/news/trk/index.jsp

With Redskins.com TV, the Washington Redskins brought fans closer to the team than ever before with exclusive, daily multimedia coverage. The site won the "Best Multimedia" award from the NFL Internet Network in April 2006 for its unprecedented audio and video coverage of the team.

Redskins.com TV features exclusive interviews with coaches, players and team officials, the Redskins Cheerleaders at the annual swimsuit calendar shoot, and on-field action from the practice fields at Redskins Park to game day at FedExField. The site works under a theme of "Redskins Unfiltered," in an effort to provide Redskins fans with complete, unedited press conferences and immediate news and information.

Redskins.com TV produces three television shows broadcast in the Washington, D.C. region: Redskins Game Day, an in-depth look at the day's Redskins game complete with an X's and O's breakdown of the opponent; Redskins Generation, a kids-oriented show; and Redskins Late Night, a fun-filled show with skits, player interviews and performances by cheerleaders.

The Executive Producer of Redskins.com TV is Larry Michael, the Voice of the Washington Redskins. His staff includes television veterans Tim DeLaney, Senior Producer of Redskins.com TV, Marc Dress, Erin Skladany and Josh Chernikoff. From the sideline to the locker room, Redskins.com TV goes where no other media outlet can go, for the real story on the Washington Redskins, 365 days a year!





WASHINGTON REDSKINS

Charitable Foundation

2006 Washington Redskins Leadership Council

Daniel M. Snyder
Owner, Washington Redskins

Joe Gibbs
Honorary Chairman

Charlene J. Lefkowitz
Executive Director

Betti-Jo "BJ" Corriveau
Director

Jordana Taylor
Programs Coordinator

Rachel Gaffney
Special Events Coordinator

Christine Folkers
Executive Assistant

Honorary Committee

Sonny Jurgensen

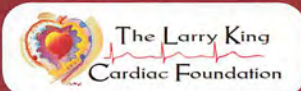
Charles Mann

Art Monk

Mark Moseley



Presenting Sponsor



Title Sponsors



Leadership Council Members

Bank of America, William Couper

The Bernstein Companies,
Adam Bernstein

Black Diamond Group, Robert Rothman

Booz Allen Hamilton, Ralph W. Shrader

Booz Allen Hamilton, Dennis O. Doughty

Booz Allen Hamilton, Mark J. Gerencser

Catherine B. Reynolds Foundation,

Catherine B. Reynolds

Deloitte, Gary Tabach

Digene Corporation, Evan Jones

EDS, Kevin Durkin

Ernst & Young, Marc Andersen

Ernst & Young, Deborah J. Kissire

Estrin International, Melvyn Estrin

E*TRADE Financial, Mitchell H.

Caplan

Falcon Title, Michael Caggiano

FedEx Corporation, Frederick Smith

Freddie Mac, Maxine B. Baker

The Glenstone Foundations,

Mitchell P. Rales

The Larry King Cardiac Foundation,

Larry King

Marriott International, Inc.,

J.W. Marriott, Jr.

Sprint Nextel, Robert L. Johnson

NVR, Inc., Paul Saville

NVR, Inc., Dwight Schar

Springfield Financial Company,

Ron Devine

Strategic Management Consultants,

LLC, Richard Kay

Transaction Network Services, Inc.,

John McDonnell

Wachovia Bank, Sam Schreiber



Mission Statement: *To utilize the assets of the Washington Redskins and its corporate and community partners to make a positive and measurable impact on youth in the greater Washington, D.C. region in the areas of literacy, youth development, education, community service, health and wellness.*



SIGNATURE PROGRAMS

Fields for Tomorrow:

The Fields for Tomorrow Program renovates, upgrades and maintains football fields at high schools in need throughout Washington, D.C. and Prince George's County, Maryland. To date, 10 fields have been completely refurbished and renovated and are part of a Redskins field maintenance program.



Redskins All Stars:

Designed to encourage and promote community service and volunteerism among youth. Since 2002, more than 100,000 area youth have participated in the program. Each year, youth participation in the All Stars Program has increased and to date, the Foundation has reinvested over \$550,000 into youth organizations. The Freddie Mac Foundation is the 2006/2007 presenting sponsor.



4th & Life:

This curriculum-based program for high school athletes focuses on what it takes to be successful on the field, in the classroom and in the workplace by using examples from Redskins players, coaches and alumni. Curriculum cards created in partnership with Junior Achievement(®) are provided and feature tips on staying on the academic track and preparing early for college. Over 5,000 high school athletes from 40 area high schools participate in the program each year, culminating in interactive freshman and senior player-led forums at FedExField in November; sponsored by Coca-Cola.




Redskins Read:

Encouraging and promoting literacy among youth is the mission of the Redskins Read reading program. Verizon Reads, the Redskins Read sponsor, and the Charitable Foundation produce and distribute 75,000 Redskins Read activity books to 150 local branch libraries, D.C. after-school programs and literacy centers. Local libraries receive grants to enhance their summer reading programs. Redskins players read to children at area locations throughout the year and participate in the national literacy event, Read Across America Day.



Coaches in the Classroom:

Coaches in the Classroom places Academic Coaches at area high schools throughout the region. The coaches help student-athletes create an academic game plan and prepare them to go onto college. Academic Coach partners include the Kimsey Foundation, the J. Willard and Alice S. Marriott Foundation and the Fannie Mae Foundation. Current participating schools include Anacostia, Ballou, Calvin Coolidge, Dunbar, Woodrow Wilson, and Central High Schools in the District of Columbia and Prince George's County, Maryland.





WASHINGTON REDSKINS

*Charitable
Foundation*

SIGNATURE EVENTS/FUNDRAISERS

Welcome Home Luncheon:

Each August, the entire Washington Redskins football team, including players, coaches and alumni kick off the start of the NFL season with a special luncheon. All proceeds benefit the Charitable Foundation and the Washington Redskins Alumni Association.

Washington Redskins Classic:

Washington Redskins coaches, players and alumni gather for a day of golf, fun and festivities. All proceeds benefit the Charitable Foundation. Redskins Head Coach Joe Gibbs serves as the honorary chairman of the tournament.

Yards for Youth:

Yards for Youth is a one-of-a-kind on-line fundraising campaign designed to raise funds for youth-based charitable organizations in the greater Washington region. Donors are able to pledge a specific amount of money for each offensive yard gained during the Washington Redskins season, benefiting their chosen children's charity.

For more information about the Washington Redskins Charitable Foundation, please call (703) 726-7111 or log onto www.redskins.com and click on community.

The Washington Redskins Charitable Foundation is a 501(c)(3) organization.




Your Pledge Per Yard...



...Will Make A Difference!

JOIN THE TEAM



proudly sponsored by
Booz | Allen | Hamilton

strategy and technology consultants to the world

Log onto
www.yardsforyouth.org
to make a pledge and learn
more about this charitable fundraiser!

Public Relations and Media Information

Vice President, Public Relations

Chris Helein 703-726-7065

Director of Public Relations:

Patrick Wixted 703-726-7053

Assistant Director of Public Relations:

William Norman 703-726-7036

Media Relations Manager:

Shelby Morrison 703-726-7095

Redskins Park
21300 Redskin Park Dr.
Ashburn, VA 20147
703-726-7000

FedExField
1600 FedEx Way
Landover, MD 20785
301-276-6000

Redskins PR can be reached via email:

Last name first initial @redskins.com - example: wixtedp@redskins.com

Redskins PR Fax: 703-726-7086

www.redskins.com



Chris Helein



Patrick Wixted



William Norman



Shelby Morrison

Telephones: The Redskins provide a limited number of co-op credit card phones for copy transmission. Any media who wish to order a dedicated phone line must contact Redskins PR ahead of game day.

Post-game interviews: Members of the media seeking to conduct post-game interviews will be given access to players and coaches after the NFL-

mandated "cooling of period." Access is available only to media with proper credentials. No still photography is allowed in the locker room. Redskins Head Coach Joe Gibbs and key players will conduct their post-game press conference in the press interview room located on the field level of FedExField. The visiting Head Coach will be available in the interview room located directly opposite the visiting locker room.

DURING THE WEEK

Release/Stats: All press releases, rosters, depth charts, and up-to-date statistics are quickly available on the Redskins official website at www.redskins.com. Coach Joe Gibbs will hold a Monday press conference (Tuesday, after Monday night games) in the media room at Redskins Park, at the end of the practice day. The press conference audio will be streamed live and archived on redskins.com. Check with Redskins PR for times.

Conference Calls: Coach Joe Gibbs and a player will be made available to visiting team media each Wednesday during the regular season. The Redskins will set up conference calls with the opposing team's coach and player for local media on the same day. Please check with Redskins PR for times.

Interviews: Coaches and players are available to the media coming off the field after practices. Additional interview requests for Redskins coaches, players or staff must come through the Redskins Public Relations Staff.

Access: During the regular season, players are available to accredited media during specific interview periods throughout the week. On Mondays, Wednesdays, Thursdays and Fridays the locker room will be open for 45 minutes after the morning practice, around lunch hour. In addition, players and coaches will be made available coming off the playing field after practices. Check with Redskins PR for practice and open locker room times. Players are off-limits on Saturdays and before games on Sundays.

GAMEDAY

Credentials: Accredited members of the media who cover the Washington Redskins and the NFL on a regular basis may apply for gameday credentials. For security purposes, the Redskins do not send paper credentials out ahead of gameday. All media that have been confirmed by Redskins PR will be given their paper credentials in person, with valid photo ID, on gameday. Requests must be written on the news organization's letterhead and mailed to Patrick Wixted at the above Redskin Park address. Requests can also be faxed to 703-726-7086, but should be followed with a phone call. All credentials can be picked up at Media Will Call and Bag Check, located in the South Field Tunnel, beneath Gate B. Please be advised that all media must provide photo ID, and all bags will be checked by FedExField security. Guests are not permitted in the FedExField Press Box and credentials are issued to working press only.

Media Entrance: All media must enter the stadium at the South Field Tunnel, beneath Gate B. The credential desk opens three hours prior to kickoff.

Photographers: Sideline credentials for field photographers are issued by the Redskins PR department. Freelance photographers who are not on specific assignment for a recognized sports or news publication will not be accredited. Credentials are marked to only allow photographers on one side of the field - either Home or Visitor.

Parking: Television trucks that provide satellite, uplink, or microwave functions will be parked in Lot B1. Media that wish to bring a truck to a Redskins game MUST contact Redskins PR by Tuesday preceding the game. Other media are welcome to park, free of charge, at the Media Parking Lot at Landover Mall. Regular shuttles provide transportation directly from Media Parking FedExField. Directions: (See page 372 for directions to FedExField. Contact Redskins PR for detailed directions to Landover Mall Parking.)



WASHINGTON REDSKINS

OFFICIAL STORE

YOUR DESTINATION FOR REDSKINS GEAR!



15 STORE LOCATIONS IN THE GREATER METRO AREA

Montgomery Mall
Bethesda, MD
301.365.6662

Wheaton Plaza Mall
Wheaton, MD
301.949.8808

White Flint Mall
North Bethesda, MD
301.230.0418

Redskins Hall of Fame
Store at FedExField
301.276.6680

Lakeforest Mall
Gaithersburg, MD
240.632.8477

Potomac Mills
Prince William, VA
703.490.0666

Springfield Mall
Springfield, VA
703.921.1060

Spotsylvania Mall
Fredericksburg, VA
540.785.8178

Short Pump Town Center
Richmond, VA 23233
804.360.5184

Tyson's Corner
Center (I)
McLean, VA
703.893.0993

Ballston
Common Mall
Arlington, VA
703.628.1996

Dulles Town Center
Dulles, VA
703.430.0062

Fair Oaks Mall
Fairfax, VA
703.385.7730

MacArthur Town Center
Norfolk, VA
757.623.4825

Chesterfield
Towne Center
Richmond, VA
804.897.7885

SHOP OUR NEW ONLINE STORE AT www.redskins.com

ESTABLISH YOUR GROUND GAME.



*FedEx Ground® offers reliable, day-definite ground delivery to any address in the continental U.S. No wonder the Washington Redskins count on us for their most important drives. **Go Air. Go Ground. Go Football.***

FedEx
Ground

FedEx is the Official Delivery Service of the Washington Redskins.