



WASHINGTON

20

— 2020 MEDIA GUIDE —



More publications available at:

[www.retroseasons.com/library/](http://www.retroseasons.com/library/)

# 2020 MEDIA GUIDE

## TABLE OF CONTENTS

### WFT

#### MEDIA GUIDE CREDITS

The 2020 Washington Football Team Media Guide is written and published by the Washington Public Relations department and is provided to assist the media in their coverage of the team. Information contained herein was compiled by current and previous Washington PR staffs.

Parts of this guide and updated weekly guides will be available online at <https://washington.frmg.com/> throughout the year.

**Editors:** Sean DeBarbieri, Jessie Johnson and Charlie Mule.

**Project Manager:** Sean DeBarbieri

**Graphic Designer:** Cody James and Victoria Stark

**Team Photographer:** Garrett Campbell/Elijah Griffin

The 2020 Washington Football Team Media Guide may be used for personal or editorial use only. Any commercial use of this information is prohibited without prior consent of the Washington Redskins.

Copyright © 2020 Pro Football, Inc. All rights reserved.

|                       |  |     |
|-----------------------|--|-----|
| <b>Directory</b>      | Staff Directory.....                     | 2   |
| <b>Executives</b>     | Daniel M. Snyder.....                    | 5   |
|                       | Jason Wright.....                        | 6   |
|                       | Head Coach Ron Rivera.....               | 9   |
| <b>Football Staff</b> | Coordinators and Assistant Coaches.....  | 12  |
|                       | Front Office.....                        | 29  |
|                       | Athletic Training.....                   | 34  |
|                       | Equipment.....                           | 36  |
|                       | Video.....                               | 37  |
|                       | Player Development.....                  | 38  |
| <b>Players</b>        | Veterans.....                            | 41  |
|                       | 2020 Draft Picks.....                    | 136 |
|                       | College Free Agents.....                 | 144 |
|                       | Opt Out Players.....                     | 148 |
| <b>2019 Review</b>    | 2019 Game Recaps.....                    | 150 |
| <b>History</b>        | All-Time Assistant Coaches.....          | 151 |
|                       | All-Time Numbers.....                    | 153 |
|                       | All-Time Roster.....                     | 163 |
|                       | All-Time Win/Loss Records.....           | 171 |
|                       | Coaching Records.....                    | 172 |
|                       | Draft History.....                       | 173 |
|                       | Hall of Famers.....                      | 183 |
|                       | Important Dates.....                     | 185 |
|                       | Milestone Games.....                     | 195 |
|                       | Overtime Games.....                      | 201 |
|                       | Players of the Week/Month.....           | 204 |
|                       | Preseason Results (since 1961).....      | 205 |
|                       | Prime-Time Games (since 1970).....       | 207 |
|                       | Pro Bowlers.....                         | 208 |
|                       | Record Book: Team Records.....           | 210 |
|                       | Record Book: Individual Records.....     | 222 |
|                       | Record Book: Opponent Records.....       | 235 |
|                       | Record Book: Postseason Records.....     | 237 |
|                       | Series Histories.....                    | 245 |
|                       | Starting QBs by Decade (since 1960)..... | 255 |
|                       | Titles, Games, Attendance.....           | 257 |
|                       | Top Tens.....                            | 258 |
|                       | Year-by-Year Stat Comparison.....        | 264 |
|                       | Yearly Leaders.....                      | 266 |
|                       | Yearly Results.....                      | 278 |
|                       | Yearly Statistical Rankings.....         | 286 |
|                       | Yearly Stats (since 1970).....           | 288 |
| <b>PR</b>             | Redskins Public Relations Staff.....     | 354 |

# STAFF DIRECTORY

## ADMINISTRATION

Snyder, Daniel M. .... Owner  
 Wright, Jason ..... President

## INOVA SPORTS PERFORMANCE CENTER AT REDSKINS PARK PERSONNEL (In alphabetical order)

### ALUMNI

Olsen, Jerry ..... Liaison

### ATHLETIC TRAINERS

Jermyn, Elliott ..... Assistant Athletic Trainer  
 McCracken, Mark ..... Assistant Athletic Trainer  
 Quon, Doug ..... Assistant Athletic Trainer  
 Takahagi, Masahiro ..... Assistant Athletic Trainer  
 Sankal, Jake ..... Director, Sports Nutrition  
 Vermillion, Ryan ..... Head Athletic Trainer

### COACHING

Allen, Barbara ..... Administrative Assistant  
 Matsko, John ..... Offensive Line  
 Del Rio, Jack ..... Defensive Coordinator  
 Del Rio, Luke ..... Offensive Quality Control  
 Englehart, Chad ..... Head Strength & Conditioning  
 Harris, Chris ..... Defensive Backs  
 Hoener, Pete ..... Tight Ends  
 Hostler, Jim ..... Wide Receivers  
 Jacobs, Ben ..... Special Teams Assistant  
 Jordan, Randy ..... Running Backs  
 Kaczor, Nate ..... Special Teams Coordinator  
 Kelly, Paul ..... Director of Football Operations  
 King, Jennifer ..... Full-Year Coaching Intern  
 Latham, Kavan ..... Assistant Strength & Conditioning  
 Mills III, Sam ..... Defensive Line  
 Nenaber, Brett ..... Director of Player Performance  
 Rivera, Ron ..... Head Coach  
 Rivera, Vincent ..... Defensive Quality Control  
 Rodgers, Richard ..... Assistant Defensive Backs  
 Russ, Steve ..... Linebackers  
 Storm, Todd ..... Offensive Quality Control  
 Terrell, Drew ..... Assistant Wide Receivers  
 Turner, Scott ..... Offensive Coordinator  
 Vieselmeyer, Brent ..... Assistant Linebacker/Nickel  
 Wharton, Travelle ..... Assistant Offensive Line  
 Zampese, Ken ..... Quarterbacks  
 Zgonina, Jeff ..... Assistant Defensive Line

### CULINARY NUTRITION

McGuire, Connor ..... Executive Chef  
 Howard, Joshua ..... Sous Chef  
 Durrette, Jarroun ..... Junior Sous Chef

### DIGITAL

Davis, Ryan ..... Digital Media Manager  
 Loder, Meghan ..... Social Media Manager  
 Rivera, Courtney ..... Producer, Social Media  
 Schwabacher, Anna-Elyse ..... Digital Marketing Manager  
 Stephenson, Marcus ..... Senior Director, Digital Marketing  
 Williams, Astasia ..... Senior Social Media Manager

### EQUIPMENT

Beutel, Anders ..... Head Equipment Manager  
 Brooks, Justin ..... Equipment Assistant  
 Curis, Drew ..... Equipment Assistant Manager  
 Vincent, Connor ..... Equipment Assistant

### EXECUTIVE OFFICE

Hutton, Michelle ..... Senior Administrative Assistant  
 Majdi, Jayme ..... Senior Administrative Assistant  
 Michaud, Patricia ..... Executive Assistant  
 Wilson, Kevin ..... Chauffeur

### FINANCE

Bradley, Angela ..... Payroll Manager  
 Choi, Stephen ..... Chief Financial Officer  
 Dang, Alana ..... Accounts Payable Specialist  
 Ennis, Tim ..... Vice President, Controller  
 Petro, Joanne ..... Treasury Manager  
 Schwenke, Carolyn ..... Accounts Payable Associate  
 Szczenski, Paul ..... Director of Finance

Tunell, Joseph ..... Senior Accountant

### HUMAN RESOURCES

Blanchard, BJ ..... Receptionist  
 Fox, Hillary ..... Human Resources Coordinator

### IT

Breads, Timothy ..... Senior Systems Administrator  
 Smith, Christian ..... Network Administrator

### LEGAL

Rawson, Will ..... General Counsel  
 Silverstein, Doug ..... Counsel/Salary Cap Analyst

### MARKETING

Bateman, Terry ..... EVP/Chief Marketing Officer  
 Calvo, Ryan ..... Vice President, Corporate Partnerships  
 Dowling, Michalea ..... Marketing Manager, Ticketing  
 Gorman, Jaclyn ..... Senior Director  
 Hamilton, Austin ..... Strategic Marketing Coordinator  
 Hartnett, Chase ..... Partnership Marketing Coordinator  
 Hubacher, Nancy ..... Vice President, Corporate Partnerships  
 James, Cody ..... Senior Graphic Designer  
 Jojkian, Stephanie ..... Director, Marketing Platforms  
 Klein, Meghan ..... Partnership Marketing Manager  
 LaCorazza, Alec ..... Partnership Marketing Manager  
 Louthan, Kelli Anne ..... Partnership Marketing Manager  
 Marzi, David ..... Partnership Marketing Coordinator  
 Matthews, Christian ..... Vice President, Corporate Partnerships  
 McHugh, Laura ..... Events Coordinator  
 Nenner, Rod ..... Vice President, Corporate Partnerships  
 Perkins, Stephen ..... Vice President, Marketing  
 Schreck, Lewis ..... Vice President, Sales & Marketing  
 Shepherd, Scott ..... Sr. Vice President, Corporate Partnerships  
 Silberstein, Michael ..... Vice President, Corporate Partnerships  
 Stark, Victoria ..... Graphic Designer  
 Tocker, Zac ..... Partnership Marketing Coordinator  
 Truitt, Alexander ..... Senior Director, Corporate Partnerships  
 Youngmans, Justin ..... Vice President, Corporate Partnerships  
 Walsh, Christine ..... Director, CRM, Insights & Rewards

### MEDIA SERVICES

Basile, Blaise ..... Videographer  
 Broynhill, Charlie ..... Production Services Coordinator  
 Bailey, Taylor ..... Producer  
 Donaldson, Julie ..... Senior Vice President of Media & Content  
 Katz, Stevie ..... Digital Producer  
 Selby, Zach ..... Staff Writer  
 Stackpole, Kyle ..... Editor  
 Winborne, Asa ..... Manager of Production

### OPERATIONS

Horak, Matt ..... Grounds Assistant  
 Martinez, Vladi ..... Building Manager

### PLAYER PERSONNEL

Caprio, Brent ..... Pro Scout  
 Barringer, Connor ..... Scouting Assistant  
 Claytor, Tyler ..... Scouting Assistant  
 Cook, Chuck ..... College Scout  
 Drewry, Douglas ..... Football Research Analyst  
 Evans, Matt ..... College Scout  
 Gribble, Tim ..... Director of College Scouting  
 Picerelli, Peter ..... College Scout  
 Ritcher, Harrison ..... College Scout  
 Rogers, Rob ..... Sr. Vice President, Football Administration  
 Rose, Ronald ..... BLESTD Scout  
 Scott, Jeff ..... Assistant Director of Pro Scouting/Advance Coordinator  
 Skansi, Paul ..... College Scout  
 Smith, Kyle ..... Vice President, Player Personnel  
 Spencer, Cole ..... National Scout  
 Stokes, Eric ..... Director, Pro Scouting  
 Terry, Roger ..... College Scout  
 Warren, Don ..... Senior Pro Scout  
 Whittington, David ..... National Scout  
 Williams, Doug ..... Senior Vice President of Player Personnel  
 Zeches, Brian ..... Personnel Coordinator/Pro Scout

### PLAYER DEVELOPMENT

Blacken, Malcolm ..... Senior Director of Player Development  
 Harrington, Evan ..... Assistant Director of Player Engagement  
 Williams, Doug ..... Senior VP of Player Development

# STAFF DIRECTORY

## PUBLIC RELATIONS

DeBarbieri, Sean ..... Director of Communications  
 Johnson, Jessie ..... Corporate & Football Communications  
 Mule, Charlie ..... Media Services Coordinator

## REDSKINS CHARITABLE FOUNDATION

Brown, Jess.....Community Programs & Development Assistant  
 Hannell, Morgan.....Special Events & Development Director  
 Palmer, Caroline..... Manager, Community & Charitable Programs  
 Parson Jr., Calvin.....Director, Community & Charitable Programs  
 Smith, Alexandra.....Coordinator, Community & Charitable Programs

## VIDEO

Adams, Mike.....Assistant Video Director  
 Bracken, Mike ..... Video Director  
 Hines, Julian.....Video Assistant  
 Krom, Will.....Video Assistant

## FEDEXFIELD PERSONNEL (In alphabetical order)

### CHEERLEADERS

Keene, Jamilla .....Director & Choreography

### MEMBER SERVICES

Brown, Franesa ..... Member Services Representative  
 Dinger, Veronica ..... Member Services Representative  
 Faulkner, Morgan ..... Senior Member Services Representative  
 Lautieri, Sophia ..... Member Services Representative

### INSIDE SALES

Antoine, Javonne ..... Account Executive  
 Austin, Rouday ..... Account Executive  
 Brown, Janee ..... Senior Account Executive  
 Carter, Christopher ..... Account Executive  
 DeLoatch, Symone ..... Account Executive  
 Duran, Jay ..... Senior Director of Sales  
 Durant, Donnell ..... Member Services Representative  
 Friedmann, Jason ..... Vice President, Ticket Sales & Service  
 Grove, Mason ..... Account Executive  
 Marks, James ..... Account Executive  
 Masri, Laith..... Account Executive  
 McCarthy, Collin ..... Account Executive  
 O'Brien, Casey ..... Account Executive  
 Parzianello, Marc ..... Member Services Representative  
 Perugino III, Nicholas..... Account Executive  
 Pilgrim, Jed ..... Senior Account Executive  
 Reynolds, Chanelle..... Director, Group Sales  
 Rosengarten, Sheldon ..... Director, Receivable  
 Rozek, Robert ..... Account Executive  
 Trazinski, Joseph ..... Account Executive  
 Van Iderstine, Kristen..... Account Executive  
 Wallace, Leigh ..... Premium Member Service  
 Younan, Zachariah..... Account Executive

### IT

Delens, Stefano ..... Information Security Analyst  
 Kinra, Asheesh ..... Vice President, Information Technology  
 Rice, Eddy ..... Desktop Support Technician

### OPERATIONS

Benevento, Pete ..... Director, Turf & Grounds  
 Bloyer, Chris ..... Sr. Vice President, Stadium Operations  
 Buschman, Carter ..... Project Manager  
 Byrne, Paul ..... Vice President, Operations  
 Doore, Robert ..... Manager, Guest Experience  
 Fanticola, Anthony..... Director, Game Entertainment  
 Flores, William ..... Assitant Manager, Grounds  
 Franklin, Robert ..... Mechanic  
 Howard, Tevin ..... Grounds Assistant  
 Mackie, Sara ..... Operations and Administration Coordinator  
 Maxwell, Mike ..... Facilities Manager  
 Radke, Jon ..... Operations Manager  
 Restifo, Blaise ..... Manager, Turf & Grounds  
 Richter, Conner ..... Video Producer  
 Stratchko, Steve ..... Lead Engineer  
 Sword, Elizabeth ..... Special Events Coordinator  
 Valentine, Jonte ..... Operations Coordinator  
 Vidsens, Tim ..... Mechanic  
 Wentz, Charles ..... Lead Mechanic  
 White, Derrick ..... Electrician/AV Mechanic

### SECURITY

Burke, Ken ..... Security Agent

Cunningham, Michael ..... Security Agent  
 Gilliard, Anthony ..... Security Agent  
 Gilliard, Franklin ..... Security Agent  
 Jacob, Mike ..... Director, Security  
 Killen, Stewart ..... Security Agent  
 Shephard, Ricardo ..... Security Agent  
 Webb, JR ..... Security Agent

### SPECIAL EVENTS


Nicholson, Hugh ..... Vice President, Sales & Booking  
 Obici, Ian ..... Business Development Manager

### SUITES

Babalola, Hairat.....Sr. Manager, Suite Sales & Services  
 Britt, Natalya.....Coordinator, Hospitality & Entertainment  
 Burns, Jennifer.....Vice President, Hospitality & Entertainment  
 Carlson, Stephen ..... Business Development Manager  
 Clabaugh, Alyssa .. Client Services Manager, Hospitality & Entertainment  
 Duncan, Leon ..... Sr. VP, Hospitality & Entertainment  
 Murphey, David.....Vice President, Hospitality & Entertainment  
 Short, Justin.....New Business Manager, Hospitality & Entertainment  
 Townsend, Justin.....New Business Manager, Hospitality & Entertainment  
 Weldon, Keith ..... Vice President, Hospitality & Entertainment  
 Williams, Century.....Client Services Rep., Hospitality & Entertainment

### TICKET OPERATIONS

Lomax, Mika ..... Coordinator, Ticket Operations  
 Nyquist, Dylan ..... Coordinator, Ticket Operations  
 Randolph, Tamara.....Senior Director, Ticket Operations  
 Richard, Doug ..... Coordinator, Ticket Operations  
 Brown, Jonathan ..... Coordinator, Ticket Operations  
 Vermeire, Lizzie ..... Manager, Ticket Operations



Game program from the Redskins' debut in Washington  
 Redskins 13, Giants 3 (Sept. 16, 1937)



# **EXECUTIVE BIOS**

---





# DANIEL M. SNYDER

OWNER

A self-made man and an entrepreneur at heart, Dan Snyder's life is marked by an enduring passion for the people, the team and the community he loves.

Growing up in the D.C. area and attending Washington Football (then named the Redskins) games with his father, Gerald, his youth and young adulthood were shaped and inspired by his devotion to the team. Snyder has put his passion into action since purchasing the team in 1999, consistently leading the franchise to new prominence in the community, the business world and the National Football League. Under his leadership, the team has raised millions of dollars for charitable efforts and maintained its place in the top tier of the world's most valuable sports franchises.

Snyder, 55, continues to be one of the Washington area's most prominent community leaders and philanthropists. Shortly after purchasing the franchise, one of Snyder's first actions was to create the Washington Charitable Foundation in 2000 to bring together the Washington team and its corporate and community partners to make a positive and measurable impact on youth development in the greater Washington, D.C. region. The Charitable Foundation focuses on the areas of education, community outreach and health and wellness and, since its inception, Foundation programs have given back more than \$29 million to individuals, groups and organizations in the community and have made an impact on millions of lives.

During the 2019 season, the Charitable Foundation hosted 115+ in-school workshops and special events for children and their families, encompassing a broad spectrum of efforts that included supporting children's literacy efforts for more than 38,000 fourth and fifth graders through the Read Program, and expanding an innovative in-school health and wellness program for seventh graders by serving more than 12,000 children in four local school districts.

This past year, the Charitable Foundation continued the expansion of its Loads of Love program, which installs laundry facilities in schools and non-profit organizations to directly impact children experiencing homelessness or an unstable living situation, at no cost to them or their families. The goal is to remove a barrier for child attendance and participation in programs and sports by providing them a discreet solution to the challenge of having clean clothes. To date, 80+ schools and non-profit organizations in the DMV area have received funding to open their own Loads of Love laundry center.

Snyder's philanthropy has grown beyond the U.S. In the wake of the devastation in the Caribbean caused by Hurricane Matthew in the fall of 2016, Snyder quickly mobilized to deliver emergency supplies to the region. The efforts began with an air delivery to the Bahamas, and, shortly following a win against Baltimore a day later, Snyder enlisted two Washington Football players of Haitian descent to hand-deliver medical supplies straight from the team's training staff to Hospital Bernard Mevs in Port Au Prince, Haiti. Asked on FOX NFL Sunday about his efforts to team up with his players to deliver aid, Snyder said, "What happened in Haiti was obvious. They were in need."

The trips were just the latest instance of Snyder's larger commitment to disaster relief which included substantial aid following the devastating tsunami in Indonesia and Thailand in 2004, and Hurricane Katrina in 2005. Following Snyder's 2016 efforts in the Caribbean, Bahamas Minister of Tourism Obie Wilchcombe said, "This organization led by example



mobilizing immediately to bring relief to our people who are in need. It is our hope that other organizations will follow the example set by the [Washington Football team]."

Beyond his work with the Charitable Foundation and his contributions to disaster relief, Snyder has provided significant support to Children's National Hospital and the National Center for Missing and Exploited Children (NCMEC). As a member of the Children's National Hospital Foundation Board of Directors, his support enabled construction of the Snyder Family Emergency Medicine and Trauma Center. He also funded construction of the Daniel M. Snyder and Family Communication Center at the NCMEC. Each day, the Center handles hundreds of calls from around the nation from law enforcement organizations, parents of missing children, runaways seeking help and people responding to the Center's well-known awareness campaigns on behalf of missing children. In May 2014, Snyder and his wife, Tanya, were honored with the Charles B. Wang International Children's Award at the NCMEC's annual Hope Awards Dinner.

In response to the murder of George Floyd in May of 2020 and the subsequent call to action to support the Black community, Snyder donated \$250,000 to fund a grassroots effort from the organization to help raise awareness about issues of social injustice in communities in the DMV.

Locally, Snyder made a major impact during the early stages of the COVID-19 pandemic. He worked with the Maryland National Guard to set up a testing site at FedExField for Prince George's County residents, and he donated \$100,000 to the Capital Area Food Bank to help underprivileged families during the national health crisis.

Snyder was also the driving force behind Washington Football's donation of \$35,000 to benefit the restoration of the historic Ashburn Colored School in Loudoun County following acts of vandalism in the fall of 2016. The single-room schoolhouse, in operation from its opening in 1892 until 1957, served Black students from elementary school through high school. The donation allowed fundraising efforts to exceed their initial target of \$100,000.

# DANIEL M. SNYDER

Snyder's support has also extended to the military community. Under his leadership, the organization created Salute, the team's official military appreciation club, to coordinate the team's decade-long military appreciation initiatives into one comprehensive, year-round platform. This first-of-its-kind program in the NFL serves, supports and thanks the military community by hosting a variety of events, including pre-game parties for military members, re-enlistment ceremonies at both team headquarters and FedExField, military appreciation events and more. Additionally, in February 2016, Snyder partnered with the Gary Sinise Foundation to break ground on a new, specially adapted smart home for Capt. Luis Avila, a veteran and Washington Football fan who was paralyzed during his time in the U.S. Army.

In 2010, Snyder was honored by Beacon House, a non-sectarian, neighborhood-based organization that supports at-risk youth and families of the Edgewood Terrace community in Washington, D.C., during a community celebration to dedicate the football field at Edgewood Department of Parks and Recreation Center. That same year, Snyder was presented with the Youth For Tomorrow's Distinguished Leader Award in recognition of his years of support for the organization's private, residential school and counseling center in Bristow, Va., which has provided year-round care for more than 900 homeless and at-risk children ages 11-17 from Northern Virginia and the District of Columbia. In announcing the award at YFT's annual Burgundy and Gold Banquet, Hall of Fame Washington Football Coach Joe Gibbs, who is also Founder and Chairman of Youth For Tomorrow, said, "Dan Snyder began his support of the kids at Youth For Tomorrow long before I ever considered returning to coach the team in 2004."

Beyond his charitable efforts, Snyder is prominent in the affairs of the NFL, where his expertise in the fields of marketing and media has been recognized with appointments to the Media Committee, the Business Ventures Committee, the Digital Media Committee (for which he serves as Co-Chair), the International Committee, the Stadium Committee, the Hall of Fame Committee (which oversees the Pro Football Hall of Fame in Canton, Ohio) and, separately, as a member of the Board of Trustees of the Pro Football Hall of Fame.

The Washington Football team, which continues to be ranked among the world's most valuable sports franchises on Forbes magazine's annual list, remains at the forefront of NFL marketing and business organizations. Since buying the team, Snyder has launched a highly successful retail arm, with several Official Team Stores in Virginia and Maryland, as well as mobile units for home games and other events.

Snyder and Washington Football moved their annual Training Camp to Richmond, VA in the summer of 2013, hosting the team's training sessions at the brand-new Bon Secours Training Center. During the team's inaugural three-week stay, more than 165,000 fans attended walkthroughs and practices. In addition, Washington Football's community outreach included more than 5,000 kids impacted by the Charitable Foundation's Play 60 and cheerleading programs, as well as 200 high school coaches invited to a concussion clinic held by the team.

In June 2012, Snyder and the Washington Football team reaffirmed their commitment to the Commonwealth of Virginia, announcing that the team will retain its corporate headquarters by improving its Loudoun County training facility. In the years since, Snyder and the team have made annual improvements to the Inova Sports Performance Center at The Park, including upgrades to the weight room, athletic training facility, locker room, hydrotherapy stations, media availability areas and in-house cafeteria.

During Snyder's 20 seasons as owner of the team, 27 different Washington Football players have earned a total of 53 Pro Bowl appearances, nine have been named All-Pro and

13 draft picks have been selected to the All-Rookie Team. In addition, five players, Darrell Green, Bruce Smith, Deion Sanders, Champ Bailey and Jason Taylor, have gone on to induction into the Pro Football Hall of Fame.

The team's wholly owned stadium in Landover, Md., FedExField, boasts seating capacity for 82,000 people, and Snyder continues to spearhead efforts to improve the fan experience. Since purchasing the team, Snyder has invested more than \$100 million in improvements to the facility, including high-speed escalators to the upper deck, updated signage, more than 1,000 flat-screen TVs in concourses and other areas, as well as the League standard-setting Owner's Club East and Owner's Club West private luxury suites. In 2010, the team installed two new video boards - 30 feet high and 100 feet wide - in each of the end zones at FedExField. The screens feature state-of-the-art high definition LED displays and are triple the size of the previous end zone video displays. The team also enhanced the fan's gameday experience with all-new game clocks, play clocks and other in-stadium video displays.

Over the last several years, Snyder and the entire Washington Football organization have launched efforts to enhance FedExField's guest experience. Among recent successful improvements have been an increase in the number of stadium gates and new parking plans to reduce congestion and welcome fans in and out more efficiently. The team also upgraded Wi-Fi throughout the stadium, created better access to enhanced game day features on the Washington Football team mobile app and provided complimentary access to the Red Zone Channel via NFL Mobile for season ticket members.

Snyder was Founder, Chairman and CEO of Snyder Communications, Inc. and was the youngest CEO of a New York Stock Exchange company at the time. From its launch in 1985, the company grew to a global organization of 12,000 employees with 77 offices in 17 countries and more than \$1 billion in annual revenues. The company's client base included 200 of the Fortune 500, to which it provided targeted marketing solutions, including advertising and marketing services. In March 2000, the company was acquired by the French marketing firm Havas for more than \$2.3 billion, at the time the largest such merger in the history of the advertising/marketing industry.

Snyder is Founder and Chairman Emeritus of iVentiv Health. Additionally, Snyder is Founder and Managing Member of the Board of Red Zebra Broadcasting, LLC, which operates radio stations in Maryland, Virginia and the District of Columbia airing Washington Football broadcasts, popular national radio shows and local programming. Snyder is active in a variety of other private business ventures, both as an investor and as an advisor to management. He is a frequent invitee to share his experiences and views with business organizations nationwide, and he is enshrined in the Greater Washington Jewish Sports Hall of Fame.

Snyder and his wife, Tanya, have three children and live in Potomac, MD.

## WASHINGTON OWNERSHIP HISTORY

Daniel M. Snyder is the third majority owner in the history of the Washington franchise.

|                                 |                     |
|---------------------------------|---------------------|
| George Preston Marshall         | 1932-69             |
| Jack Kent Cooke                 | 1969-97             |
| (The estate of Jack Kent Cooke) | 1997-99             |
| <b>Daniel M. Snyder</b>         | <b>1999-Present</b> |



# JASON WRIGHT

**PRESIDENT**

Jason Wright was appointed as the president of the Washington Football Team on August 17th.

Wright's responsibilities include leading the organization's business divisions, including operations, finance, sales, and marketing. He is the first Black team president in the history of the NFL and currently is the youngest team president in the League. He is the fourth former NFL player to become president of a team.

Prior to joining the Washington Football Team, Jason was a partner in McKinsey & Company's Washington DC office. His work focused on expanding the value of large, complex organizations through operations and culture transformations. Wright has specialized in steering companies through their toughest moments in crisis and turnaround scenarios. Projects have covered topics from systemic personnel misconduct to financial distress to COVID-19 response. He also led McKinsey's global inclusion strategy and recently spearheaded the rollout of McKinsey's anti-racism and inclusion strategy. He co-founded the Black Economic Institute, a research entity that analyzes the racial wealth gap, and is a prominent voice in public discussions regarding racial equity in corporate America.

Wright is also on the Board of Trustees at Union Theological Seminary where he is helping the institution better equip a changing student body focused on community organizing and social entrepreneurship.

Wright spent seven years as a running back in the NFL and was a team captain and the NFLPA player representative for the Arizona Cardinals during the 2011 NFL Lockout.

Wright was originally signed by the Atlanta Falcons as an undrafted free agent in 2005. He played in 80 career games over the course of seven seasons in which he was a member of the Atlanta Falcons, Cleveland Browns and Arizona Cardinals.

He has a B.A. in psychology from Northwestern University, where he was an Academic All-American student athlete, a two-time All-Big Ten football selection, and the president of Alpha Phi Alpha Fraternity and the Fellowship of Christian Athletes. He received his M.B.A. in Operations and Finance, with honors, from the University of Chicago- Booth School of Business.



# **STAFF BIOS**

---



# RON RIVERA

**HEAD COACH**

**24TH NFL SEASON // 1ST WITH WASHINGTON**

Ron Rivera enters his 24th season coaching in the NFL and his first as Washington's head coach in 2020. He was named the 30th head coach in franchise history on Jan. 1, 2020.

A friend of legendary head coach Joe Gibbs, Rivera is a passionate and skilled leader who has earned the respect of his players, coaching staff and the community. He most recently served as the head coach of the Carolina Panthers for nine seasons, where he led the team to three straight divisional titles and an appearance in Super Bowl 50. Rivera was also recognized twice as the NFL Coach of the Year by the Associated Press in 2013 and in 2015.

Rivera inherited a 2-14 Carolina Panthers team as a rookie head coach in 2011 and guided it back to an NFC force with four playoffs appearances since 2013, tied for the second-most playoff berths in the NFC over that six-year period. In that span, the Panthers recorded 58 wins, tied for the most in any six-year period in their franchise history and fifth-most in the NFL.

In 2015, Carolina won its second NFC Championship in franchise history, third consecutive NFC South division title and appeared in Super Bowl 50. Carolina finished the season with a franchise-best 17-2 record, including home playoff victories over Seattle in the divisional round and Arizona in the NFC Championship game.

Hired by the Panthers for his defensive expertise, Rivera did not disappoint as the Panthers put together five top-10 finishes in total defense in seven seasons from 2012-18. Like Rivera, the Panthers' rebound has been steady and solid, starting with six wins in his first season in 2011 and seven victories in 2012 before registering three consecutive division championships starting in 2013 when he earned his first Associated Press NFL Coach of the Year award. Laying a foundation that included back-to-back Rookie of the Year award winners in quarterback Cam Newton and linebacker Luke Kuechly, Rivera blended veteran and young talent into productive units on both sides of the ball.

Rivera helped lead a Panthers team that finished among the league's top 10 rushing offenses, including top-five finishes in 2011, 2015, 2017 and 2018. The Panthers recorded 30 consecutive regular season games with at least 100 rushing yards from Week 6 of 2014 to Week 3 of 2016, the longest streak in the NFL since Pittsburgh tallied 43 from 1974-77.

Carolina's run defense ranked in the top 10 of the NFL in 2013, 2015, 2016 and 2017. Starting in Week 14 of 2016 through Week 1 of 2018, the Panthers went 21 consecutive games without allowing a 100-yard individual rusher, setting a franchise record.

In 2018, Rivera coached two players to All-Pro selections. Panthers running back Christian McCaffrey earned AP All-Pro second-team honors as he helped the Panthers lead the NFL in rushing yards per carry (5.1). McCaffrey also recorded 107 receptions, the most by any running back in a season in NFL history and broke Steve Smith's franchise record for single-season receptions by any player. He ran for 1,098 rushing yards, becoming the third player in NFL history with over 100 receptions and 1,000 rushing yards in the same season. McCaffrey accumulated a franchise-record 1,965 scrimmage yards, ranking third in the NFL.

Linebacker Luke Kuechly earned his sixth-straight Pro Bowl selection and fifth AP All-Pro first-team honor, tied for the most among active players. Kuechly tied for third in the NFL with 20 tackles for loss. In 2017, the rushing attack helped propel the team to an 11-5 record and a Wild Card berth by averaging 131.4 yards on the ground, good for fourth in the league.

In 2015, Rivera was named NFL Coach of the Year for the second time in three seasons as his team earned its third consecutive NFC South title and claimed the top seed in the NFC for the first time in Panthers franchise history. The Panthers became just the seventh team in the Super Bowl era to post a 15-1 or better record in the regular season. Carolina started 2015 with 14 consecutive victories, which, combined with four wins to close the 2014 regular season, gave the Panthers an NFC-record 18-game winning streak.

Rivera's Panthers went 12-4 and won the NFC South in 2013, Carolina's first division title since 2008. The Panthers then recovered from a 3-8-1 start in 2014 to win four in a row and capture a second consecutive NFC South crown. Prior to Rivera's arrival, Carolina had never reached the postseason in consecutive years, and no team had captured the NFC South twice in a row.

Rivera arrived in Carolina with a reputation for hard work, attention to detail and preparation. Those were also the qualities he exhibited in his first campaign as the Panthers tripled their win total from the previous season. Rivera did not even meet his team until they reported to training camp and, despite a slow start, held it together to finish with four wins in the final six games.

Rivera has shined as a coach and player during his 30-plus years in the NFL, serving as defensive coordinator for the San Diego Chargers' top-ranked defense in 2010 and playing linebacker for the Chicago Bears' top-ranked defense and Super Bowl XX championship team in 1985. In 23 seasons as a coach and nine as a player, he has been with teams that have reached the playoffs 19 times, including nine conference championships and three Super Bowls. The mentality of the Chargers defense that Rivera coached and the Bears defense on which he played has stuck with the head coach, and he has transferred it to his teams.

Rivera's character has been influenced by two innovative defensive coordinators. As a player, Rivera was coached by the late Buddy Ryan, the architect of the "46 Defense," which involved blitzing on nearly every down. As a coach, Rivera toiled under the late Jim Johnson, a highly regarded defensive coordinator renowned for his aggressive approach.

Rivera's identity also has been shaped by his family. The son of a U.S. Army officer and the second youngest of four boys, Rivera learned from a young age about chain of command and many of the principles he teaches and expects from his players. "I come from a military family where discipline isn't taught, it's lived. It's expected from day one. I have a philosophy that every player, every coach, everyone who works for this organization, they'll know it day one," Rivera said in his introductory press conference with Washington on Jan. 2.

Rivera worked with the Chargers from 2007-10. He coached inside linebackers before taking over as the team's defensive coordinator midway through the 2008 season. Under Rivera's guidance, the pass defense steadied itself - intercepting nine passes and yielding 229.6 passing yards per game and 11 touchdown passes over the final eight games. Those numbers contrasted to the first half of the season when San Diego notched just seven picks and was victimized for 265.1 yards per game and 14 touchdowns through the air. In Rivera's first full season leading the defense in 2009, the Chargers ranked 16th in total defense and 11th against the pass. Those rankings improved in 2010 as San Diego led the NFL with an average of 271.6 total yards allowed per game and gave up a league-low 177.8 passing yards per game. From 2004-06, Rivera oversaw the Chicago Bears defense, engineering the unit to two top-five finishes in the league. Under Rivera's direction, five

# RON RIVERA

different defensive players went to the Pro Bowl: linebacker Lance Briggs, safety Mike Brown, defensive tackle Tommie Harris, linebacker Brian Urlacher and cornerback Nathan Vasher.

In his first season as a defensive coordinator in 2004, Rivera presided over a defense that produced nine more takeaways and 17 more sacks than the previous year and scored a franchise-record and NFC-high six defensive touchdowns. The Bears also thrived on third down and buckled down inside their own 20-yard line, ranking first in the NFL in third-down efficiency (30.5 percent) and topping the NFC in red zone defense (42.6 percent). The following year, Chicago continued to build on the foundation Rivera laid in 2004. The Bears won their first of two consecutive NFC North titles and stood second in the NFL in total defense. In surrendering the fewest points in the league, Rivera's defense went 43 consecutive quarters without allowing more than seven points – the longest streak in the NFL since 1969. During Rivera's last season with the Bears in 2006, the defense paced the NFL with 44 takeaways and finished fifth in the league in total defense and third in scoring defense, helping propel Chicago to the NFC Championship and an appearance in Super Bowl XLI.

Prior to becoming a defensive coordinator, Rivera spent five seasons from 1999-2003 as the linebackers coach for the Philadelphia Eagles, who advanced to the NFC Championship game in each of his final three seasons. Twice during Rivera's tenure with the Eagles, the team finished second in the NFL in scoring defense and in 2001 held all 16 of its opponents to fewer than 21 points – making them just the fourth team in NFL history to do so.

Rivera gained his first coaching experience with the Bears as a defensive quality control coach from 1997-98. He is just the third Latino head coach in NFL history, joining Tom Flores with the Oakland Raiders from 1979-87 and Seattle Seahawks from 1992-94 and Tom Fears with the New Orleans Saints from 1967-70.

Following retirement from his playing career, Rivera went into broadcasting. He covered the Bears and college football as a television analyst for WGN and SportsChannel Chicago for four years from 1993-96.

Selected in the second round of the 1984 NFL Draft by Chicago, Rivera played all nine of his pro seasons with the Bears. Primarily an outside linebacker, he appeared in 149 games with 62 starts (including 12 postseason contests with six starts) and posted 392 tackles, 7.5 sacks, five forced fumbles, four fumble recoveries, nine interceptions and 15 passes defensed. Rivera was a member of six NFC Central division title teams and a Super Bowl XX championship team in 1985.

As a player, Rivera was known for both his skill and determination on the field and his dedication of time and energy to the community. As a result, he was named the Bears' Man of the Year in 1988 and earned the club's Ed Block Courage Award in 1989. He has carried that same community commitment to coaching, sponsoring a bowling tournament to benefit the Ronald McDonald House, USO and Humane Society. He was a finalist for the 2017 Salute to Service Award, an annual award presented to NFL players, coaches, personnel and alumni who demonstrate an exemplary commitment to honoring and supporting the military community.

Rivera, who lost his brother Mickey to pancreatic cancer in 2015, also serves as a spokesman for the Pancreatic Cancer Action Network. He has twice been the honorary starter for the organization's PurpleStride 5K in Charlotte. An All-American at the University of California, Rivera finished his career as the school's all-time leader in sacks with 22 and tackles with 336. As a senior in 1983, he set the Bears' single-season record for sacks with 13 and tackles for loss with 26.5.

Born Jan. 7, 1962, in Fort Ord, Calif., Rivera lived in Germany, Panama, Washington and Maryland before his family settled in Marina, Calif. He attended Seaside High School in Seaside,

Calif., and was a three-sport star in football, basketball and baseball. Rivera and his wife, Stephanie, have two children, Christopher and Courtney. Stephanie is a former assistant coach for the WNBA's Washington Mystics.

## WASHINGTON COACHING HISTORY

Washington has had 31 different head coaches preside over 31 head coaching tenures in team history.

|     |                                  |                     |
|-----|----------------------------------|---------------------|
| 1.  | Lud Wray.....                    | 1932                |
| 2.  | Lone Star Dietz.....             | 1933-34             |
| 3.  | Eddie Casey.....                 | 1935                |
| 4.  | <b>Ray Flaherty.....</b>         | <b>1936-42</b>      |
| 5.  | Arthur "Dutch" Bergman.....      | 1943                |
| 6.  | Dudley DeGroot.....              | 1944-45             |
| 7.  | <b>A.G. "Turk" Edwards.....</b>  | <b>1946-48</b>      |
| 8.  | John Wheelchel.....              | 1949                |
| 9.  | Herman Ball.....                 | 1949-51             |
| 10. | Dick Todd.....                   | 1951 (Interim)      |
| 11. | <b>Earl "Curly" Lambeau.....</b> | <b>1952-53</b>      |
| 12. | Joe Kuharich.....                | 1954-58             |
| 13. | Mike Nixon.....                  | 1959-60             |
| 14. | Bill McPeak.....                 | 1961-65             |
| 15. | <b>Otto Graham.....</b>          | <b>1966-68</b>      |
| 16. | <b>Vince Lombardi.....</b>       | <b>1969</b>         |
| 17. | Bill Austin.....                 | 1970                |
| 18. | <b>George Allen.....</b>         | <b>1971-77</b>      |
| 19. | Jack Pardee.....                 | 1978-80             |
| 20. | <b>Joe Gibbs**.....</b>          | <b>1981-92</b>      |
| 21. | Richie Petitbon.....             | 1993                |
| 22. | Norv Turner.....                 | 1994-2000           |
| 23. | Terry Robiskie.....              | 2000 (Interim)      |
| 24. | Marty Schottenheimer.....        | 2001                |
| 25. | Steve Spurrier.....              | 2002-03             |
| 26. | <b>Joe Gibbs**.....</b>          | <b>2004-07</b>      |
| 27. | Jim Zorn.....                    | 2008-09             |
| 28. | Mike Shanahan.....               | 2010-13             |
| 29. | Jay Gruden.....                  | 2014-19             |
| 30. | Bill Callahan.....               | 2019 (Interim)      |
| 31. | <b>Ron Rivera.....</b>           | <b>2020-Present</b> |

Pro Football Hall of Famers **bolded and italicized**.

\*\* Considered both the 20th and 26th head coach in franchise history

## AP COACH OF THE YEAR

Ron Rivera is 1-of-12 Head Coaches in NFL history to win the AP Coach of the Year Award multiple times. Rivera is 1-of-3 active NFL Head Coaches to earn the honor multiple times.

| Coach                | Season(s)                       | Team(s)              |
|----------------------|---------------------------------|----------------------|
| Allie Sherman        | 1961-62                         | NYG                  |
| Bill Belichick*      | 2003, '07 & '10                 | NE                   |
| <b>Bill Parcells</b> | <b>1986 &amp; '94</b>           | <b>NYG &amp; NE</b>  |
| Bruce Arians*        | 2012 & '14                      | IND & ARI            |
| Chuck Knox           | 1973, '80 & '84                 | LAR, BUF & SEA       |
| Dan Reeves           | 1993 & '98                      | NYG & ATL            |
| <b>Don Shula</b>     | <b>1964, '67, '68 &amp; '72</b> | <b>BAL &amp; MIA</b> |
| <b>George Allen</b>  | <b>1967 &amp; '71</b>           | <b>LAR &amp; WAS</b> |
| <b>George Halas</b>  | <b>1963 &amp; '65</b>           | <b>CHI</b>           |
| <b>Joe Gibbs</b>     | <b>1982-83</b>                  | <b>WAS</b>           |
| <b>Mike Ditka</b>    | <b>1985 &amp; '88</b>           | <b>CHI</b>           |
| <b>Ron Rivera*</b>   | <b>2013 &amp; '15</b>           | <b>CAR</b>           |

Pro Football Hall of Famers **bolded and italicized**.

\* Active NFL Head Coach

# RON RIVERA

## THE RIVERA FILE

### RIVERA FOOTBALL HISTORY

|             |                           |                                    |
|-------------|---------------------------|------------------------------------|
| 2020-Pres.: | Head Coach                | Washington Football Team           |
| 2011-19:    | Head Coach                | Carolina Panthers                  |
| 2008-10:    | Defensive Coordinator     | San Diego Chargers                 |
| 2007-08:    | Inside Linebackers        | San Diego Chargers                 |
| 2004-06:    | Defensive Coordinator     | Chicago Bears                      |
| 1999-03:    | Linebackers               | Philadelphia Eagles                |
| 1997-98:    | Defensive Quality Control | Chicago Bears                      |
| 1984-92:    | Linebacker                | Chicago Bears                      |
| 1980-1983:  | Linebacker                | University of California, Berkeley |

### RIVERA BY THE NUMBERS

- 10 - Seasons as an NFL Head Coach
- 2 - Associated Press Coach of the Year awards (2013, 2015)
- 76 - Regular Season wins
- 5 - Top 10 NFL defensive finishes
- 4 - Postseason Appearances
- 3 - NFC South Titles
- 1 - NFC Championship
- .546 - Winning Percentage
- 7 - Top 10 rushing offenses

## RIVERA COACHING RECORDS 2011-19

|                            |         |
|----------------------------|---------|
| Overall Career Record..... | 79-67   |
| Regular Season Record..... | 76-63-1 |
| At Home.....               | 42-28-1 |
| On Road.....               | 34-35   |
| On Grass.....              | 60-46-1 |
| On Turf.....               | 16-17   |
| Indoor.....                | 13-15   |
| Outdoors.....              | 63-48-1 |
| VS. AFC.....               | 23-11-1 |
| VS. NFC.....               | 53-54   |
| In Division.....           | 26-27   |

|                 |         |
|-----------------|---------|
| Games 1-8.....  | 39-32-1 |
| Games 9-16..... | 37-31   |
| Thursday.....   | 3-6     |
| Saturday.....   | 1-1     |
| Sunday.....     | 67-53-1 |
| Monday.....     | 5-3     |
| Temp 81+.....   | 8-8     |
| September.....  | 15-15   |
| October.....    | 17-18-1 |
| November.....   | 19-15   |
| December.....   | 24-17   |

## JUST PLAYING BALL

### Ron Rivera Collegiate Career

Rivera finished his collegiate career as Cal's then all-time leader in tackles (336) and sacks (13). His 26.5 tackles for loss as a senior still stand as a single-season record at the school. He is one of seven players in school history to earn conference Player of the Year honors. The 1983 consensus All-American linebacker was inducted into the Cal Athletic Hall of Fame in 1994.

#### RIVERA'S ALL-TIME RANKS AT CAL

| Stat                    | Totals      | Rank  |
|-------------------------|-------------|-------|
| Career tackles          | 336         | 5th   |
| Single season tackles   | 138 (1983)  | 6th   |
| Career sacks            | 22.0        | 7th   |
| Single season sacks     | 13.0 (1983) | t-3rd |
| Career tackles for loss | 47.5        | 8th   |
| Single-season TFLs      | 26.5 (1983) | 1st   |

#### RIVERA'S COLLEGIATE PLAYER ACCOMPLISHMENTS

- 1983: Consensus All-American, Pac-10 Defensive Player of the Year
- 1994: Cal Athletic Hall of Fame inductee

### Ron Rivera NFL Career

Selected in the second round of the 1984 NFL Draft by Chicago, Rivera played all nine of his pro seasons with the Bears. Primarily an outside linebacker, he appeared in 149 games with 62 starts (including 12 postseason contests with six starts) and posted 392 tackles, 7.5 sacks, five forced fumbles, four fumble recoveries, nine interceptions and 15 passes defended. Rivera was a member of six NFC Central division title teams and a Super Bowl XX championship team in 1985.

#### RIVERA'S NFL PLAYER STATS

| Year          | Age | G/GS          | INT      | YDS       | TD       | SK         | FR       |
|---------------|-----|---------------|----------|-----------|----------|------------|----------|
| 1984          | 22  | 15/0          | 0        | 0         | 0        | 0          | 0        |
| 1985          | 23  | 16/0          | 1        | 4         | 0        | 0.5        | 1        |
| 1986          | 24  | 16/2          | 0        | 0         | 0        | 1          | 0        |
| 1987          | 25  | 12/5          | 2        | 19        | 0        | 1          | 0        |
| 1988          | 26  | 16/16         | 2        | 0         | 0        | 2          | 0        |
| 1989          | 27  | 16/14         | 2        | 1         | 0        | 2          | 1        |
| 1990          | 28  | 14/14         | 2        | 13        | 0        | 0          | 2        |
| 1991          | 29  | 16/5          | 0        | 0         | 0        | 0          | 0        |
| 1992          | 30  | 16/0          | 0        | 0         | 0        | 1          | 2        |
| <b>Career</b> |     | <b>137/56</b> | <b>9</b> | <b>37</b> | <b>0</b> | <b>7.5</b> | <b>6</b> |

#### RIVERA'S NFL PLAYER ACCOMPLISHMENTS

- 1985: Super Bowl Champion
- 1988: Chicago Bears' Man of the Year Award
- 1989: Chicago Bears' Ed Block Courage Award

# STAFF BIOS



**JACK DEL RIO**  
DEFENSIVE COORDINATOR

**23RD NFL SEASON**  
**1ST WITH WASHINGTON**

|            |                          |                      |
|------------|--------------------------|----------------------|
| 1981-84    | Linebacker               | USC                  |
| 1985-86    | Linebacker               | New Orleans Saints   |
| 1987-88    | Linebacker               | Kansas City Chiefs   |
| 1989-91    | Linebacker               | Dallas Cowboys       |
| 1992-95    | Linebacker               | Minnesota Vikings    |
| 1997       | Assistant Strength Coach | New Orleans Saints   |
| 1998       | Linebackers Coach        | New Orleans Saints   |
| 1999-01    | Linebackers Coach        | Baltimore Ravens     |
| 2002       | Defensive Coordinator    | Carolina Panthers    |
| 2003-11    | Head Coach               | Jacksonville Jaguars |
| 2012-14    | Defensive Coordinator    | Denver Broncos       |
| 2013       | Interim HC (wks. 10-13)  | Denver Broncos       |
| 2015-17    | Head Coach               | Oakland Raiders      |
| 2020-Pres. | Defensive Coordinator    | Washington           |

Jack Del Rio enters his 23rd season coaching in the NFL and his first as Washington's Defensive Coordinator in 2020 after being named to the position on January 2, 2020.

Del Rio brings 32 combined seasons of NFL experience to the role, including 21 as a coach and 11 as a player. He has held head coach and defensive coordinator roles with the Oakland Raiders, Denver Broncos, Jacksonville Jaguars and Carolina Panthers. He has also coached 28 players to a total of 56 Pro Bowl selections.

From 2015-17, Del Rio was the Head Coach with the Oakland Raiders. In 2016, he guided the Raiders to a 12-4 record, marking the franchise's first 12-win season since 2000. The Raiders earned a postseason berth for the first time since 2002 and landed an NFL-high seven players on the AFC Pro Bowl squad. Two Raiders earned spots on the Associated Press All-Pro First Team and DE Khalil Mack was named Defensive Player of the Year. Del Rio was selected as the recipient of the Maxwell Club's Greasy Neale Professional Coach of the Year Award, becoming the sixth Raiders coach to earn NFL Coach of the Year honors. In addition, he was named the AFC Coach of the Year by Kansas City's Committee of 101.

In 2016, Oakland tied for the NFL lead with a +16 turnover differential and the offensive unit ranked near the top of the league, finishing sixth in the NFL in yards per game (373.3), sixth in rushing yards per game (120.1) and seventh in points per game (26.0). The team committed just 14 turnovers on the year, a mark that ranked fourth fewest in the NFL. The defense strengthened as the season progressed, ranking 11th in the NFL in total yards allowed per game from Week 7 to the end of the year. The team also ranked second in the NFL in takeaways, forcing 30 turnovers on the year.

In his first season with the Raiders in 2015, Del Rio oversaw significant improvements as the Raiders more than doubled the previous year's win total. Oakland moved up 15 spots in the NFL rankings in turnover ratio, finishing 17th in the league (+1) after ranking 32nd in 2014 (-15). The team improved in five major statistical categories on offense alone, making gains in total offense, rushing, passing, points per game and third-down efficiency. On defense, the Raiders improved in rushing defense, points per game allowed and third-down defense. Six Raiders were selected for the Pro Bowl, marking the most since 1991.

As defensive coordinator with the Denver Broncos from 2012-14, Del Rio was part of three-straight AFC West titles and helped lead Denver to an AFC Championship and appearance in Super Bowl XLVIII following the 2013 campaign.

It marked his second stint under Head Coach John Fox, as the two also spent the 2002 season together in Carolina. In all, he has coached 28 players to a total of 40 Pro Bowl selections.

In 2014, Del Rio's defensive unit boasted five Pro Bowl selections, ranked third in the NFL in overall defense (305.2 yards per game) and second in the league against the run, allowing 79.8 yards per game. With 25 takeaways and a plus-five turnover ratio, Del Rio's defense was instrumental in leading the Broncos to a third straight 12-win season.

In his second season with the Broncos in 2013, Del Rio's defense helped Denver to a 12-4 record and an appearance in Super Bowl XLVIII. Del Rio also accepted the additional role of interim head coach (Weeks 10-13) while Fox underwent a heart procedure and led the Broncos to a 3-1 record against teams with a combined record of 29-9 (.763). With Del Rio at the helm, Denver beat previously-undefeated Kansas City twice in addition to San Diego, with the team's only loss coming at New England.

In 2012, Denver's defense finished as the NFL's second-ranked unit (290.8 yards per game), after finishing the previous season ranked 20th in the league. The group also tied for the league lead with 52 sacks and allowed the lowest opponent third-down percentage (30.6 percent), while tying for the largest scoring improvement (6.3 points per game) from the previous season.

Prior to joining the Broncos in 2012, Del Rio spent nine seasons at the helm in Jacksonville. During his head coaching tenure (2003-11) with the Jaguars, the club ranked sixth in the NFL in yards per game allowed (317.3) and eighth in points per game allowed (20.3).

Under Del Rio, the Jaguars made two playoff appearances in 2005 and 2007, highlighted by the club's first postseason win in eight seasons with a 31-29 road victory against the Pittsburgh Steelers in a 2007 AFC Wild Card Game.

In 2009, Del Rio led one of the league's youngest teams, with four rookies in full-time roles as starters, 32 new players on the roster and a total of 16 rookies by season's end. The team was in playoff contention until the final weekend of the regular season, finishing 7-9. Rookies combined to make 71 starts, the most in team history, and the team was penalized a league-low of 70 times, the fewest in franchise history. The Jaguars battled through injuries in 2008 to a 5-11 record despite having just four players start all 16 games and a total of 15 players on injured reserve at the end of the year.

The Jaguars posted an 11-5 record in 2007 to earn a second playoff berth in three years, in addition to claiming the franchise's first playoff win since the 1999 season, while becoming the first team in NFL history to win in Pittsburgh twice in one season. The offense ranked seventh in the league and scored a team-record 411 points. The offense had a team-record seven games with 400-or-more yards, while the defense held opponents to 17 points or less 10 times.

Del Rio led the 2006 Jaguars to a record of 8-8 as the team finished 5-3 against playoff teams and suffered seven losses by seven points or less. Among the highlights was a team-record 2,541 rushing yards and just 30 sacks allowed on offense. The defense registered the highest ranking in team history at second overall.

In 2005, the Jaguars won eight of the last nine regular season games, including four straight on the road, en route to a 12-4 finish and a Wild Card playoff berth. The league's sixth-ranked defense was sixth in points allowed and had 19 interceptions. On offense, the team increased scoring by 100 points over the previous year and had a team-record and NFL-low six interceptions thrown.

In 2004, Del Rio posted the team's first winning record since 1999, leading the Jaguars to a 9-7 mark. In taking over the Jaguars in 2003, Del Rio was the architect of a defense that improved to sixth overall in the NFL and second against the run. The Jaguars' 5-11 record included six losses by sev-

# STAFF BIOS

en points or less.

During his lone season as a defensive coordinator with Carolina in 2002, he inherited the NFL's worst defense statistically (371.4 yards per game allowed) and turned it into the league's second-ranked unit (290.4 yards per game allowed). Additionally, the 2002 Panthers squad led the NFL in rushing average against (3.7 avg.) and ranked second in third down efficiency (32.9 percent) and sacks (52).

As linebackers coach for the Baltimore Ravens from 1999-2001, Del Rio tutored a talented group that included Peter Boulware, Ray Lewis and Jamie Sharper. Baltimore's 2000 team set the NFL 16-game record by allowing only 165 points while recording four shutouts and forcing a league-best 49 turnovers. Lewis was named the NFL's Defensive Player of the Year and the MVP of Super Bowl XXXV that season after a playoff run in which the defense surrendered just one touchdown in four games.

Del Rio began his coaching career with the New Orleans Saints under Head Coach Mike Ditka, serving as an assistant strength coach in 1997 before moving on to coach the linebackers in 1998.

A veteran of 11 seasons as an NFL linebacker, he was selected in the third round (68th overall) of the 1985 NFL Draft by New Orleans and went on to make the NFL's All-Rookie Team and earn the Saints' Rookie of the Year award.

Following two seasons in New Orleans (1985-86), he played for Kansas City (1987-88), Dallas (1989-91) and Minnesota (1992-95). He led the Vikings in tackles for three consecutive years and was selected to participate in the Pro Bowl in 1994. For his career, he played 160 games in the regular season and totaled 1,078 tackles, 12 sacks and 13 interceptions.

Del Rio was a four-year starter at the University of Southern California, where he earned consensus All-American honors as a senior and was runner-up for the Lombardi Award, given to the nation's best lineman or linebacker. Named co-MVP of the 1985 Rose Bowl, Del Rio recorded 340 career defensive stops, including 58 tackles for a loss. A standout catcher on the USC baseball team, Del Rio was drafted by the Toronto Blue Jays in 1981. He was inducted into the USC Athletic Hall of Fame in May 2015.

Del Rio was a three-sport star in football, baseball and basketball at Hayward (Calif.) High School. He earned a degree in political science from the University of Kansas while playing for the Chiefs.

Born on April 4, 1963, in Castro Valley, Calif., Del Rio and his wife, Linda, have three daughters, Lauren, Hope and Aubrey, and a son, Luke, who also works for Washington as an offensive quality control coach.

Nate Kaczor (pronounced Kat-sir) enters his second season as special teams coordinator with Washington in 2020. He will be entering his 13th NFL season and has held positions with the Jacksonville Jaguars, Tennessee Titans and Tampa Bay Buccaneers during his NFL career.

In 2019, Kaczor helped guide punter Tress Way to his first Pro Bowl selection. Way was also named to the Associated Press All-Pro Second Team. Way finished the season No. 2 in net average (44.1) and No. 2 in punt yardage (3,919) and No. 7 in punts inside the 20 yard line (30). Under Kaczor's guidance, Washington ranked No. 4 in the league in kickoff return average (25.2) and No. 5 in kickoff return yardage (833) despite fielding one of the league's youngest rosters.

Under Kaczor's guidance, Tress Way became the first Washington punter since Matt Turk in 1997 to be named to the Pro Bowl. Steven Sims Jr. (NFC Special Teams Player of the Week in Week 12) and Tress Way (NFC Special Teams Player of the Week in Week 13) were also the first Redskins in the history of the franchise to receive the honor of NFC Special Teams Player of the Week in consecutive weeks.

During Kaczor's three seasons with Tampa Bay, the Buccaneers were one of the top punt coverage units in the NFL, allowing only 6.6 yards per return, the fourth-lowest mark in the league during that span.

In 2018, Tampa Bay allowed only 21.0 yards per kickoff return, which was the sixth-lowest in the NFL despite allowing 30-plus total kickoff returns.

In 2017, the Buccaneers had three blocked kicks (one blocked field goals and two blocked extra points), tied for the third-most in the NFL. Tampa Bay led the league in special teams takeaways, with four (three fumble recoveries on punt coverage, one on kickoff coverage). All four of Tampa Bay's special teams takeaways helped lead to touchdowns - two were returned for touchdowns, while the other two set up the offense with a short field. The Buccaneers' punt return unit also averaged 9.6 yards per return, the sixth-highest mark in the NFL.

Punter Bryan Anger was a standout during Kaczor's tenure with the Buccaneers. In his first year with the team, Anger set Buccaneers records for both punts inside the 20 (37) and net punting average (42.7), with both of those ranking in the top five in the NFL in 2016. In the three seasons that Anger spent under Kaczor's tutelage, Anger ranked top 15 in the league in punts inside the 20 and net average while only recording 14 touchbacks.

Kaczor came to Tampa Bay having spent the previous four seasons with the Tennessee Titans, the final three as the teams' special teams coordinator (2013-15) after being hired as the assistant offensive line coach in his first season (2012). In 2015, the Titans tied for the NFL lead in special teams takeaways, while in 2013 Kaczor's unit ranked third in the league in opponent punt return average and eighth in kickoff return average.

In three seasons under Kaczor, Titans punter Brett Kern tied for the third-most punts inside the 20 (94) in the NFL. In 2015, despite punting 88 times, Kern saw only one touchback on the year. In 2014, Kern posted a net average of 40.8, a career best and a Titans franchise record. Kaczor also worked with kicker Ryan Succop, who set a career high in field goal percentage in 2015 (87.5), surpassing the career best he had established the season before.

Kaczor entered the NFL as an assistant special teams coach with the Jacksonville Jaguars, working there from 2008-11. During those four years, Jacksonville had one of the league's top special teams coverage units, allowing the lowest punt return average in the NFL (6.5 avg.) and the eighth-lowest kickoff return average (21.8 avg.). In each of



**NATE KACZOR**  
SPECIAL TEAMS COORDINATOR

**13TH NFL SEASON**  
**2ND WITH WASHINGTON**

|            |                                |                      |
|------------|--------------------------------|----------------------|
| 1987-89    | Center                         | Utah State           |
| 1991-99    | Offensive Assistant            | Utah State           |
| 2000-03    | Offensive Coordinator          | Nebaska-Kearney      |
| 2004-05    | Co-Offensive Coordinator       | Idaho                |
| 2006       | Tight Ends Coach               | Louisiana-Monroe     |
| 2007       | Co-Offensive Coordinator       | Louisiana-Monroe     |
| 2008-11    | Assistant Special Teams Coach  | Jacksonville Jaguars |
| 2012       | Assistant Offensive Line Coach | Tennessee Titans     |
| 2013-15    | Special Teams Coordinator      | Tennessee Titans     |
| 2016-18    | Special Teams Coordinator      | Tampa Bay Buccaneers |
| 2019-Pres. | Special Teams Coordinator      | Washington           |

# STAFF BIOS

Kaczor's final two seasons, Montell Owens earned Pro Bowl recognition as a special teams player.

Prior to joining the NFL, Kaczor spent 17 years coaching in college, the final two working as co-offensive coordinator (2007) and tight ends coach (2006) at Louisiana-Monroe. In his only season as co-offensive coordinator, the team ranked second in the Sun Belt Conference in rushing offense and averaged its most points scored since 1993. Before his time at Louisiana-Monroe, Kaczor spent two seasons (2004-05) as the co-offensive coordinator/tight ends coach at Idaho and four seasons as offensive coordinator/quarterbacks coach at Nebraska-Kearney (2000-03). Kaczor began his coaching career as an offensive assistant at his alma mater, Utah State, working as an offensive assistant for nine seasons (1991-99), helping the team win three conference championships.

A center at Utah State, Kaczor was a team captain, who earned all-conference honors in 1989. A native of Scott City, Kansas, he and his wife, Angie, have two children, Kaylee and Micah.



**SCOTT TURNER**  
OFFENSIVE COORDINATOR

**9TH NFL SEASON**  
**1ST WITH WASHINGTON**

|            |                           |                          |
|------------|---------------------------|--------------------------|
| 2002-04    | Quarterback               | UNLV                     |
| 2005       | Graduate Assistant        | Oregon State University  |
| 2008-10    | Offensive Assistant       | University of Pittsburgh |
| 2011-12    | Offensive Quality Control | Carolina Panthers        |
| 2013       | Wide Receivers Coach      | Cleveland Browns         |
| 2014-16    | Quarterbacks Coach        | Minnesota Vikings        |
| 2017       | Offensive Analyst         | University of Michigan   |
| 2018-19    | Quarterbacks Coach        | Carolina Panthers        |
| 2019       | Interim OC (wks. 14-17)   | Carolina Panthers        |
| 2020-Pres. | Offensive Coordinator     | Washington               |

Scott Turner is entering his first season as the offensive coordinator with Washington after being hired on January 8, 2020. He will be entering his 9th NFL season and has held positions with the Carolina Panthers, Cleveland Browns and Minnesota Vikings during his NFL career.

Turner served as the Carolina Panthers quarterbacks coach from 2018-19, where he was also elevated to interim offensive coordinator for Weeks 14-17 of the 2019 season. In 2019, Turner spent time working with three different quarterbacks throughout the course of the season after Cam Newton went down in Week 2. Carolina was only one of six teams in the NFL to start three different quarterbacks during the 2019 season. Turner helped guide young quarterbacks Kyle Allen and rookie Will Grier and played a key role in installing plays to fit each of their playing styles when he took the reins as interim offensive coordinator in Week 14. Allen completed 303-of-489 passes for 3,027 yards and 17 touchdowns for a passer rating of 80.0. Grier got an opportunity to start late in the season in Weeks 15 and 16. In his first career start on the road against the Colts, Grier completed 27-of-44 passes for 224 yards, completing 61.4 percent of his attempts.

In his first season as quarterbacks coach in 2018, Turner helped quarterback Cam Newton post a 67.9 completion percentage, the highest of any player in franchise history, despite playing through injury and missing the final two games. Newton set a franchise record by throwing for at least two touchdown passes in 11 consecutive games, while his 94.2 passer rating was third-best in franchise history. Newton also set a Panthers record for most consecutive passes completed with 16 straight over a two game stretch.

In 2018, the Panthers finished 10th in the NFL in net yards (373.3), the second-highest season average in franchise history. Carolina finished the season with a franchise record for most completions in a single season with 378 and set a franchise record for most passing first downs in a single season with 212. In the final two games of 2018, Turner was tasked with preparing backup quarterbacks Taylor Heinicke and Kyle Allen to play in Newton's absence. In Week 16 at Atlanta, Allen and Heinicke combined to set a franchise record for most completions in a single game with 37 (33 - Heinicke; 4 - Allen). In Week 17, Allen joined Matt Moore and Chris Weinke as the only Panthers rookies to win their first starts.

Prior to re-joining Carolina, Turner served as the University of Michigan's senior offensive analyst in 2017. The Wolverines went 8-5 and advanced to the Outback Bowl, while the offense featured three running backs who averaged 5.0 yards per carry or better and the team rushed for more than 2,000 yards for the third consecutive season.

Before his time with Michigan, Turner worked as the Minnesota Vikings quarterbacks coach from 2014-16. In 2016, Turner helped quarterback Sam Bradford set a then-NFL record in completion percentage (71.6) and guided him to Vikings records in single-season completions (395), interception percentage (0.9; five in 552 attempts) and single-season completion percentage (71.6). Bradford notched the fourth-highest passer rating in Vikings history with a career-best 99.3.

In 2014 and 2015, Turner worked with first-round draft choice Teddy Bridgewater. In 2015, Bridgewater was selected to his first Pro Bowl in his second season in the NFL and his first as a full-time starter. Bridgewater, who led the team to its first NFC North championship since 2009, bumped his passer rating up from 85.2 to 88.7 and threw three fewer interceptions while playing in three more contests than his initial season. He finished with 3,231 yards passing and 14 passing touchdowns, while rushing for three touchdowns. With 17 combined wins from 2014 and 2015, Bridgewater tied Brett Favre and Warren Moon for the most wins in team history among quarterbacks in their first two seasons with the franchise.

In 2014, Turner helped Bridgewater to the best season for a rookie quarterback in Vikings history, setting virtually every franchise rookie passing record and producing the third-best completion percentage (64.6) and the seventh-highest passer rating (85.2) in NFL history for a rookie. In Bridgewater's first career start vs. Atlanta in Week 4, the rookie threw for a season-best 317 yards and helped the offense pile up 558 net yards, the fourth-most in team history, in a 41-28 win.

In 2013, Turner coached wide receivers for the Cleveland Browns, helping Josh Gordon to the best receiving season in Browns history. Despite appearing in just 14 games, he became the first player in Browns history to lead the NFL in receiving yards (1,646) and became the first player in NFL history with back-to-back 200-yard receiving games.

Turner entered NFL coaching with two seasons as offensive quality control coach for the Panthers in 2011 and 2012. The Panthers recorded two of the top four seasons in franchise history in terms of net yards, setting the all-time mark with 389.8 yards per game in 2011 and 360.7 in 2012. Newton was named NFL Offensive Rookie of the Year in 2011. His 14 rushing touchdowns broke the NFL record for rushing touchdowns by a quarterback and were just one shy of the NFL record of rushing touchdowns by a rookie.

Prior to Turner's first stint in Carolina, he spent three seasons at the University of Pittsburgh, two as an offensive assistant and the last as wide receivers coach. Turner made his coaching debut in 2005 as a graduate assistant at Oregon State before serving as the offensive coordinator at South County (Va.) Secondary School from 2006-07.

A three-year letterman at Nevada-Las Vegas from 2002-04, Turner graduated with a degree in psychology. He served as a reserve quarterback for the Rebels as a junior and senior and played on special teams as a sophomore after being redshirted as a freshman. He earned his college degree in psychology from UNLV in 2006.

# STAFF BIOS

Turner is the son of former NFL Coach Norv Turner. The two previously coached together in Carolina, Minnesota and Cleveland. Turner graduated from Oakton High School in Vienna, Va. when his father was the Head Coach of the Redskins. He and his wife, Robyn, have two children – a son, Harry (6) and a daughter, Rose (4).



## LUKE DEL RIO OFFENSIVE QUALITY CONTROL

**1ST NFL SEASON  
1ST WITH WASHINGTON**

|             |                           |                          |
|-------------|---------------------------|--------------------------|
| 2013:       | Quarterback               | Alabama                  |
| 2014:       | Quarterback               | Oregon State             |
| 2015-17:    | Quarterback               | Florida                  |
| 2018-19:    | Quarterback/Tight Ends    | Santa Margarita Catholic |
| 2020-Pres.: | Offensive Quality Control | Washington               |

Luke Del Rio is entering his first season coaching in the NFL and his first as Washington's offensive quality control coach in 2020. He previously coached tight ends and quarterbacks at Santa Margarita Catholic High School.

A former collegiate quarterback, Del Rio began his college career at the University of Alabama where he was the backup QB as a true freshman to three-time national champion quarterback AJ McCarron. He then moved to Oregon State where he served as the backup to current Minnesota Vikings quarterback Sean Mannion. Del Rio played his final three years at the University of Florida where he would go on to be 7-1 as a starter in the SEC.

Del Rio's collegiate career highlights include a win over Georgia, a 320-yard 4-touchdown performance against Kentucky, and then in his senior year, came off the bench to lead a 14-point comeback against Kentucky to extend Florida's winning streak over the rival Wildcats to 31 games. Del Rio also served as a team captain for the Gators in 2016 and served on the leadership committee.

Del Rio was a state champion quarterback at Valor Christian High School. In addition to his state championship at Valor Christian High School, Del Rio was an Elite 11 quarterback, first team all-state and team captain for the Eagles.

Del Rio has played under the tutelage of Nick Saban (Alabama), Mike Riley (Oregon State) and Jim McElwain (Florida). Del Rio, a native of Jacksonville, Fla., graduated from the University of Florida in 2016 with a Bachelor's degree and then earned his Master's degree in 2018, also from the University of Florida, in Business. He is the son of Washington defensive coordinator Jack Del Rio.



## CHAD ENGLEHART HEAD STRENGTH & CONDITIONING

**11TH NFL SEASON  
11TH WITH WASHINGTON**

|            |                               |                               |
|------------|-------------------------------|-------------------------------|
| 2006       | Head Strength & Conditioning  | Univ. of New Orleans          |
| 2007       | Head Strength & Conditioning  | HS2 Ath. Performance (La.)    |
| 2008       | Strength & Conditioning Dir.  | Xcel Sports Performance (La.) |
| 2009       | Head Strength & Conditioning  | Florida Tuskers (UFL)         |
| 2010-16    | Asst. Strength & Conditioning | Washington                    |
| 2017-Pres. | Head Strength & Conditioning  | Washington                    |

Chad Englehart is entering his 11th season with Washington and his fourth as the team's head strength and conditioning coach in 2020 after being promoted to the role during the 2017 offseason. He initially joined the team as an assistant strength and conditioning coach on February 26, 2010.

Prior to joining Washington, Englehart served as the head strength and conditioning coach with the Florida Tuskers of the United Football League in 2009. During that time, he worked with Redskins Head Coach Jay Gruden, who served as the Tuskers' offensive coordinator that season. The Tuskers finished with a perfect 6-0 regular season record before losing in the UFL's inaugural championship game.

In 2008, Englehart served as director of strength and conditioning at Xcel Sports Performance in Louisiana. Before that, he was head strength and conditioning coach in 2007 at HS2 Athletic Performance in Mandeville, La., and at the University of New Orleans in 2006.

Englehart holds a Master's degree in human movement with a concentration in corrective exercise from A.T. Still University. He also holds a bachelor's degree in kinesiology with a concentration in exercise science from Southeastern Louisiana University. He is a certified strength and conditioning specialist with the National Strength and Conditioning Association and is a Performance Enhancement Specialist and Corrective Exercise Specialist with the National Academy of Sports Medicine (NASM). Englehart also holds certifications with USA Weightlifting and USA Track and Field, Functional Movement Screen and TRX Suspension Training certification as well as a Fitness Nutrition Specialist certification from the NASM and a 3DMAPS (3D Movement Analysis and Performance System) certification from Gray Institute.

Englehart and his wife, Lyndsey, have two daughters, Blair and Elise.



## CHRIS HARRIS DEFENSIVE BACKS

**15TH NFL SEASON  
1ST WITH WASHINGTON**

|            |                             |                      |
|------------|-----------------------------|----------------------|
| 2001-04    | Defensive Back              | Louisiana-Monroe     |
| 2005-06    | Defensive Back              | Chicago Bears        |
| 2007-09    | Defensive Back              | Carolina Panthers    |
| 2010-11    | Defensive Back              | Chicago Bears        |
| 2011       | Defensive Back              | Detroit Lions        |
| 2012       | Defensive Back              | Jacksonville Jaguars |
| 2013-14    | Defensive Quality Control   | Chicago Bears        |
| 2016-19    | Asst. Defensive Backs Coach | Los Angeles Chargers |
| 2020-Pres. | Defensive Backs Coach       | Washington           |

Chris enters his seventh season coaching in the NFL and his first as Washington's defensive backs coach in 2020. Harris brings a combined 14 seasons of NFL experience to the role, including six as a coach and eight as a player.

Harris joins Washington after serving as the Los Angeles Chargers assistant secondary coach from 2016-19. In 2019, the Chargers defense ranked sixth in the league by yards, only surrendering 313.1 yards per game. The group also ranked fifth in the NFL in passing yards per game, only allowing 200.3 yards per game.

In 2018, Harris helped develop first round pick Derwin James into an All-Pro selection and a Pro Bowl starter at safety in his first season. James became the first rookie in Chargers history to record 100 or more tackles. On top of the rise of the rookie, second year defensive back Desmond King

# STAFF BIOS

earned second-team All-Pro accolades on the strength of three interceptions, including a pick-six. Six of the top seven tacklers for the Chargers in 2018 came from the defensive backfield.

In 2017, the Chargers ranked fourth in the league with 18 total interceptions with 14 coming from defensive backs. The team did not allow a 100-yard receiver until Week 17. Individually, cornerback Casey Hayward was named to his second straight Pro Bowl after ranking tied for second in the NFL with 22 passes defended. He also added four interceptions.

Harris' first season in 2016 was a huge success as the Chargers led the NFL with 18 interceptions as a team, while Hayward earned Pro Bowl honors for the first time in his career after leading the NFL with a career-high seven picks. The Chargers had 11 different players record at least one interception in 2016, most in the NFL and the most in team annals since 2004.

Harris began his coaching career as a defensive quality control coach for the Bears, working primarily with the team's safeties. He coached in Chicago from 2013-14.

An eight-year NFL pro, Harris was a sixth-round pick of the Chicago Bears (181st overall) in 2005. He played four seasons with the Bears over two separate stints (2005-06 and 2010-11). Harris was named second team All-Pro by The Associated Press in 2010 and was named one of the Bears' Brian Piccolo Award winners as a rookie in 2005. Besides Chicago, Harris also played for the Carolina Panthers (2007-09), Detroit Lions (2011) and Jacksonville Jaguars (2012), totaling 422 tackles, 16 interceptions, 13 forced fumbles, nine fumble recoveries and 37 passes defended. He appeared in 101 career games and made 88 starts. In 2007, Harris racked up a franchise-record eight forced fumbles for the Panthers.

Harris started seven playoff games during his career, including Super Bowl XLI for the Bears. During that game, he famously intercepted Colts quarterback Peyton Manning. Harris' career postseason statistics include 48 tackles, an interception and two forced fumbles.

Harris is a native of Little Rock, Ark., and played collegiately at Louisiana-Monroe (2001-04) where he finished his career ranked fourth in school history in career tackles (383) and third in interceptions (14), including a school record-tying seven in 2004.

Harris and his wife, Kenetria, have three sons - Jayce, Jaxon and Jett - and a daughter, Skylar.

Pete Hoener enters his 22nd season of coaching in the NFL and his first season as Washington's tight ends coach in 2020.

He has spent the past nine years as tight ends coach with the Carolina Panthers (2011-19) under current Washington head coach Ron Rivera. Prior to coaching at Carolina, he held coaching roles with the San Francisco 49ers (2005-10), Chicago Bears (2004) and Arizona Cardinals (2002-03).

Hoener spent nine seasons as Carolina's tight ends coach, overseeing one of the most prominent positions in the offense. Under Hoener's tutelage, Greg Olsen became one of the top tight ends in the NFL. Hoener helped Olsen obtain the top five single-season receptions totals and the top four single-season receiving yards totals by a tight end in Panthers franchise history. Olsen's 10 100-yard receiving games are the most by a tight end in Carolina history.

Through the 2019 season, Hoener helped coach Olsen to top-10 ranks in all-time among NFL tight ends in receptions (718) and receiving yards (8,444) and ninth in receiving touchdowns (59).

In 2016, Olsen became the first tight end in NFL history to have three consecutive 1,000-yard seasons after recording 1,073 yards on a team-high 80 catches. He was named to his third consecutive Pro Bowl and earned second-team All-Pro honors for the second consecutive year.

In 2015, Hoener's tight ends helped Carolina win the NFC Championship and set team records with an NFL-leading 500 points and 59 touchdowns. Olsen garnered Pro Bowl recognition after setting a team record for the most receiving yards in a season by a tight end with a career-high 1,104 yards. He ranked second among NFL tight ends in receiving yards and receiving average (14.3 yards per catch) while leading the Panthers in receptions (75) and receiving yards (1,104) and ranking second in receiving touchdowns with seven.

During the 2014 season, Olsen was selected to his first Pro Bowl after ranking third among NFL tight ends with a team-leading 84 receptions and second with 1,008 receiving yards while scoring six receiving touchdowns. In the process, he set team records for the most catches and 100-yard receiving games (four) in a season by a tight end.

In 2013, Olsen paced the Panthers with 73 receptions, 816 receiving yards and six receiving touchdowns - the first time since Wesley Walls in 1997 that a wide receiver did not lead Carolina in receptions and receiving yards. In 2012, Olsen set a then-franchise record for the most receiving yards in a season by a tight end with 843, surpassing the previous record set by Walls in 1999, on 69 catches.

In Hoener's first season with the Panthers in 2011, the tight ends combined to catch 85 passes for 1,008 yards and nine touchdowns and contributed to a running game that averaged a team-record 5.41 yards per carry and featured three 700-yard rushers.

Not limited to being just receivers, Hoener's group has also helped open running lanes for Carolina to rank among the NFL leaders in rushing during his tenure, finishing third in 2011, ninth in 2012, 11th in 2013, seventh in 2014, second in 2015, 10th in 2016 and fourth in both 2017 and 2018.

With the 49ers, Hoener helped develop tight ends Vernon Davis and Delanie Walker, both of whom were drafted by the 49ers in 2006.

In 2010, Davis tallied 56 receptions, 914 receiving yards and seven touchdowns to become the first tight end in franchise history to lead the team in receptions, receiving yards and touchdowns in consecutive seasons. The previous year, Davis compiled 78 receptions for 965 yards and 13 touchdowns, an effort that resulted in being selected a Pro Bowl starter. Davis' 13 touchdowns tied the NFL single-season record at the time for the most touchdowns by a tight end and equaled the most touchdown catches in the NFL, making him the first tight end in the Super Bowl era to lead or tie for the



**PETE HOENER**  
TIGHT ENDS

**22ND NFL SEASON**  
**1ST WITH WASHINGTON**

|             |                         |                     |
|-------------|-------------------------|---------------------|
| 1969-72:    | Tight end/Linebacker    | Bradley             |
| 1975-76:    | Graduate Assistant      | Missouri            |
| 1977:       | Offensive Line          | Illinois State      |
| 1978-84:    | Offensive Coord./O-Line | Indiana State       |
| 1985-86:    | Tight Ends              | St. Louis Cardinals |
| 1987-88:    | Offensive Line          | Purdue              |
| 1992-97:    | Offensive Coord./O-Line | TCU                 |
| 1998-99:    | Offensive Coord./O-Line | Iowa State          |
| 2000:       | Running Backs           | Texas A&M           |
| 2001-02:    | Tight Ends              | Arizona Cardinals   |
| 2003:       | Offensive Line          | Arizona Cardinals   |
| 2004:       | Offensive Line          | Chicago Bears       |
| 2005-10:    | Tight Ends              | San Francisco 49ers |
| 2011-2019:  | Tight Ends              | Carolina Panthers   |
| 2020-pres.: | Tight Ends              | Washington          |

# STAFF BIOS

league lead in receiving touchdowns.

Hoener joined the 49ers from the Chicago Bears, where he oversaw the offensive line in 2004. Under Hoener's guidance, center Dlin Kreutz earned Pro Bowl honors. Prior to the Bears, Hoener spent three seasons with the Arizona Cardinals, serving as the offensive line coach in 2003 and tight ends coach from 2001-02. It marked his second stint with the Cardinals after entering the NFL coaching ranks as the team's tight ends coach from 1985-86 when the franchise was in St. Louis. While with the Cardinals, Hoener worked with tight end Freddie Jones, who finished first on the team with 44 catches for 358 yards in 2002. Jones became the first tight end to lead the team in receiving since Jackie Smith in 1973, and his 44 receptions were the most by a Cardinals tight end since 1968.

Along with his NFL experience, Hoener coached 24 years on the college level as an offensive line coach and offensive coordinator. Beginning as a graduate assistant at Missouri in 1975, he then coached the offensive line at each of his next seven stops: Illinois State (1977), Indiana State (1978-84), Illinois (1987-88), Purdue (1989-91), Texas Christian (1992-97) and Iowa State (1998-99). In addition to his role as offensive line coach, Hoener also held the responsibilities of offensive coordinator at Indiana State, Texas Christian and Iowa State. He handled the running backs at Texas A&M in 2000 before returning to the NFL in 2001.

Hoener played tight end and defensive end at Bradley, where he earned a degree in physical education. Hoener and his wife, Marianne, have three daughters: Jennifer, Kathleen and Lisa. Last name is pronounced HAY-NER.



**JIM HOSTLER**  
WIDE RECEIVERS

**21ST NFL SEASON**  
**1ST WITH WASHINGTON**

|          |                            |                            |
|----------|----------------------------|----------------------------|
| 1986-89: | Cornerback                 | Indiana University of Penn |
| 1990-92: | Running Backs Coach        | Indiana University of Penn |
| 1993:    | Offensive Coordinator      | Juniata College            |
| 1994-96: | Wide Receivers Coach       | Indiana University of Penn |
| 1997-98: | Linebackers Coach          | Indiana University of Penn |
| 1999:    | Offensive Coordinator      | Indiana University of Penn |
| 2000:    | Offensive Quality Control  | Kansas City Chiefs         |
| 2001-02: | Asst. Wide Receivers Coach | New Orleans Saints         |
| 2003:    | Quarterbacks               | New York Jets              |
| 2004:    | Wide Receivers             | New York Jets              |
| 2004:    | Wide Receivers             | New York Jets              |
| 2005-06: | Quarterbacks               | San Francisco 49ers        |
| 2007:    | Offensive Coordinator      | San Francisco 49ers        |
| 2008-13: | Wide Receivers Coach       | Baltimore Ravens           |
| 2014:    | Senior Offensive Assistant | Buffalo Bills              |
| 2015:    | Wide Receivers             | Indianapolis Colts         |
| 2016-17: | Tight Ends                 | Indianapolis Colts         |
| 2018:    | Passing Game Coordinator   | Green Bay Packers          |
| 2019:    | Wide Receivers             | Carolina Panthers          |
| 2020:    | Wide Receivers             | Washington                 |

Jim Hostler enters his 21st season of coaching in the NFL and his first season as Washington's wide receivers coach in 2020.

Hostler brings 20 years of NFL coaching experience to the Redskins including coaching roles with the Carolina Panthers (2019), Green Bay Packers (2018), Indianapolis Colts (2015-17), Buffalo Bills (2014), Baltimore Ravens (2008-13), San Francisco 49ers (2005-07), New York Jets (2003-04), New Orleans Saints (2001-02) and Kansas City Chiefs (2000).

In his only season with Carolina in 2019, Hostler helped lead the Panthers receiving group to top-10 finishes in re-

ceiving yards (10th, 4,134), receptions (T-7th, 382), receptions per game (T-7th, 23.9) and receiving yards per game (10th, 258.4).

In 2018, Hostler served as the passing game coordinator for the Green Bay Packers. The Packers ranked sixth in the NFL with 4,629 receiving yards and seventh with 392 receptions. Green Bay's Davante Adams was second in the NFL with 13 receiving touchdowns and seventh with 1,386 receiving yards.

Prior to Green Bay, Hostler spent three seasons with the Indianapolis Colts, first as wide receivers coach (2015) and then as tight ends coach (2016-17). During his time in Indianapolis, Hostler tutored tight end Jack Doyle, who caught 139 passes for 1,274 yards and nine touchdowns between 2016-17. His 139 receptions over those two seasons were tied for fourth in the league among tight ends, while his 80 receptions in 2017 were the second most by a tight end in Colts history.

In 2015, Hostler coached the wide receivers for Indianapolis, helping guide T.Y. Hilton to his second career Pro Bowl selection as he became just the third player in team history to register three straight 1,000-yard receiving seasons.

Hostler spent the 2014 campaign with the Buffalo Bills, serving as a senior offensive assistant. During that season, wide receiver Sammy Watkins set team single-season rookie records for receptions (65) and receiving yards (982), and the Bills had three different players (Watkins, Robert Woods, Fred Jackson) post at least 50 catches each for the first time in franchise history.

Prior to Buffalo, Hostler spent six seasons (2008-13) with the Baltimore Ravens as wide receivers coach, where he oversaw a receiving corps that played an integral role in the team's Super Bowl XLVII win. During the 2012 campaign, Baltimore's wideouts helped contribute to the team's 3,996 receiving yards, the second most in a season in franchise history to that point.

Hostler spent the 2005-07 seasons with the San Francisco 49ers, serving as quarterbacks coach for his first two years and offensive coordinator for his final season. Prior to San Francisco, Hostler spent two seasons with the New York Jets, coaching quarterbacks in 2003 and wide receivers in 2004.

Hostler spent the previous two seasons (2001-02) with the New Orleans Saints, serving as offensive assistant/quality control in his first season and as the assistant wide receivers coach in his second season. Hostler began his NFL coaching career with the Kansas City Chiefs in 2000 as offensive assistant/quality control.

Before joining the NFL coaching ranks, Hostler spent 10 seasons coaching at the college level, including nine seasons (1990-92, 1994-99) in a variety of roles at Indiana University of Pennsylvania. In between stints at IUP, Hostler spent the 1993 season as offensive coordinator at Juniata College.

A four-year letterman and two-time Pennsylvania State Athletic Conference all-conference selection, Hostler was a standout cornerback at IUP from 1986-89. During his collegiate playing career, he helped the Indians capture two conference titles and make three trips to the PSAC Division II playoffs. He earned a bachelor's degree in criminology from IUP in 1989. Born in Pittsburgh, Pa., Hostler attended Bethel Park High School in Pittsburgh. He and his wife, Jen, have three sons, Clint, Grant and Cooper, and a daughter, Attie.



**BEN JACOBS**  
ASST. SPECIAL TEAMS

**2ND NFL SEASON**  
**1ST WITH WASHINGTON**

# STAFF BIOS

|            |                          |                   |
|------------|--------------------------|-------------------|
| 2006-10:   | Linebacker               | Fresno State      |
| 2011-12:   | Linebacker               | Cleveland Browns  |
| 2013-18:   | Linebacker               | Carolina Panthers |
| 2019:      | Assistant Special Teams  | Carolina Panthers |
| 2018-Pres. | Assistant, Special Teams | Washington        |

Jacobs is entering his second NFL season and his first as Washington's assistant special teams coach in 2020 after joining the Carolina Panthers in 2019. A former NFL linebacker, Jacobs spent eight seasons as a key contributor on all four phases of special teams, recording 31 special teams tackles and eight tackles on defense in 73 career games played.

Jacobs led or tied for the team high in special teams tackles in two of his seasons (2014 and 2018) with Carolina and helped the Panthers win the NFC Championship and advance to Super Bowl 50 during the 2015 season.

In 2017, Jacobs played a significant role on a coverage unit that finished eighth in opponents' punt return average, allowing just 5.9 yards per return. In 2016, Jacobs was part of a kickoff coverage unit that allowed a league-low 18.1 yards per kickoff return and finished fifth in the NFL with an opponents' average drive start of the 23.7-yard line.

Jacobs entered the NFL in 2011 with the Cleveland Browns as an undrafted free agent out of Fresno State.



**RANDY JORDAN**  
RUNNING BACKS

**17TH NFL SEASON**  
**7TH WITH WASHINGTON**

|            |                         |                      |
|------------|-------------------------|----------------------|
| 1989-92    | Running Back            | North Carolina       |
| 1993       | Running Back            | Los Angeles Raiders  |
| 1995-97    | Running Back            | Jacksonville Jaguars |
| 1998-2002  | Running Back            | Oakland Raiders      |
| 2003       | Special Teams Assistant | Oakland Raiders      |
| 2004-07    | Running Backs Coach     | Nebraska             |
| 2008-11    | Running Backs Coach     | Texas A&M            |
| 2012-13    | Running Backs Coach     | North Carolina       |
| 2014-Pres. | Running Backs Coach     | Washington           |

Randy Jordan enters his seventh season as Washington's running back coach in 2020 after initially being named to the position on January 26, 2014.

A nine-year NFL veteran as a player from 1993-2002, Jordan appeared in 122 career games with the Raiders and Jaguars. He was the recipient of the NFL Unsung Hero Award and the Ed Block Courage Award in 2001 and served as special teams captain for the Raiders' AFC Championship team in 2002.

In 2019, Jordan directed a group of running backs that included veterans Adrian Peterson and Chris Thompson. Peterson finished this season with 1,040 scrimmage yards, his 10th season with 1,000+ yards from scrimmage. He is tied for seventh all-time in NFL history for most seasons with 1,000 yards from scrimmage [Curtis Martin, Walter Payton, Barry Sanders, Randy Moss].

Peterson rushed for five touchdowns last season and now has 111 career rushing touchdowns, giving him sole possession of fourth place in NFL history. He also had 211 carries, becoming the sixth player in NFL history to tally 200 or more carries at 34 years or older.

Thompson paced the Washington backs with 42 receptions for 378 yards including two seven-reception games in weeks one and 14. His 42 receptions moved him into third

place in Washington franchise history with 212 total receptions.

In 2018, Jordan guided a group that ranked fourth in the NFL in rushing on second down and was a key factor in the offense finishing seventh in the league in 3rd-and-1 conversion rate. He was also instrumental in running back Adrian Peterson having his best season since 2015. Peterson finished the season ranked fifth in rushing attempts (251), eighth in rushing yards (1,042) and third in fourth quarter rushing yards (332). Peterson also had the longest touchdown run of his career with a 90 yarder against the Philadelphia Eagles on Monday Night Football in Week 13.

In 2017, Jordan oversaw a group that was ravaged by injury, as his coaching acumen was called upon to prepare eight different running backs for game action, tied with Arizona for the most in the NFL. The group was particularly efficient as receivers out of the backfield, accounting for 885 receiving yards, the fourth-most in the NFL (Saints, 1,254; Patriots, 957; Browns, 923) and the most by a group of Redskins running backs since 2000 (1,127).

Jordan also presided over a breakout 2017 campaign for Chris Thompson, who led the Redskins in both rushing and receiving yards prior to suffering a season-ending injury in Week 11. Thompson recorded only the sixth season in franchise history with at least 275 rushing yards and at least 500 receiving yards and was one of six NFL players to accomplish the feat in 2017 (Todd Gurley II, Le'Veon Bell, Alvin Kamara, Christian McCaffrey and Duke Johnson Jr.), though Thompson accomplished the feat in 10 games while the other five players all appeared in at least 15 contests.

Jordan's hard-nosed approach to the position was evident in the team's running backs in 2016, a year in which the Redskins gained 1,058 of their rushing yards after contact, second-most in the NFL. Jordan oversaw the development of rookie free agent Rob Kelley, who ascended to the starting role mid-year and finished the season as the team's leader in rushing attempts (168), rushing yards (704) and rushing touchdowns (six). Jordan also helped Chris Thompson become the first member of Washington to record at least 325 rushing yards and 325 receiving yards in a single season since Roy Helu Jr. in 2011, all while serving as a critical component in pass protection to the team's record-setting aerial attack despite standing 5-foot-8 and 195 pounds.

In 2015, Jordan oversaw a rotating stable of backs that included workhorse Alfred Morris (202 carries for 751 yards with one touchdown), third-round pick Matt Jones (144 carries for 490 yards with three touchdowns) and Thompson (gained 6.2 yards per carry on 35 attempts). The group also contributed heavily in pass protection, helping the Redskins decrease their sack total from 58 in 2014 to 27 in 2015.

In his first season in Washington in 2014, Jordan helped Morris earn his second consecutive Pro Bowl berth, making Morris the first Redskins running back selected to consecutive Pro Bowls since Stephen Davis in 1999-2000. Morris joined Davis as the only backs in team history to record three consecutive 1,000-yard rushing seasons. Jordan's work was also evident in the play of fullback Darrel Young, who matched his career highs in rushing touchdowns (three) and receiving touchdowns (two) en route to a career-high five total touchdowns in 2014.

Before joining Washington, Jordan spent two years as the running backs coach at his alma mater, North Carolina. In his first season with UNC in 2012, Jordan's Tar Heels averaged 193.8 rushing yards per game, third-most in the Atlantic Coast Conference and the program's highest average since 1994. That season, he tutored tailback Giovanni Bernard to one of the best seasons in UNC history, helping Bernard average 122.8 rushing yards per game, most in the ACC and 11th in the nation.

Jordan coached running backs at Texas A&M for four seasons from 2008-11. In 2011, the Aggies averaged 199.1 rush-

# STAFF BIOS

ing yards per game, fourth-most in the Big 12 Conference, and had two different backs – Cyrus Gray and Christine Michael – finish among the top five in the conference in rushing yards per game.

Jordan left for AggieLand from the University of Nebraska where he served as the running backs coach for the Cornhuskers from 2004-07. Jordan helped shape the 1-back position, coaching two 1,000-yard rushers in Cody Ross in 2004 and Marlon Lucky in 2007. He oversaw a committee of backs in 2006 that produced nearly 2,400 rushing yards and 26 rushing touchdowns, as an improved effort on the ground helped NU move from 107th in 2005 to 23rd nationally in rushing offense in 2006.

Jordan began his coaching career with the Oakland Raiders as a special teams assistant midway through the 2003 season. He played nine years in the NFL as a running back, playing in 122 career games from 1993 through 2002. He began his career with the Los Angeles Raiders before joining the expansion Jacksonville Jaguars in 1995 and playing three seasons. Jordan holds the distinction of scoring the very first touchdown for the Jacksonville club, a 71-yard reception against Cincinnati in 1995.

After the 1997 season, Jordan rejoined the Raiders' organization where he played five more seasons. In 1998, Jordan rushed for 159 yards for the Raiders. He had a career-high 213 yards rushing and three touchdowns in helping the Raiders reach the AFC Championship Game in 2000. He also caught 27 passes for 299 yards and a touchdown that same season.

Jordan finished his career with 574 yards rushing and seven touchdowns, while making 58 catches for 596 yards and two touchdowns. Jordan was also a standout special teams player. He finished his career with 801 yards on 38 career kick returns, including a season best of 553 yards on 26 returns for Jacksonville in 1996. He also recorded 64 career tackles on special teams.

Jordan played for the University of North Carolina under coach Mack Brown from 1989-92. He earned three letters for the Tar Heels rushing for 1,134 yards and nine touchdowns in his career, including 618 yards and seven touchdowns in 1991.

Jordan earned his bachelor's degree in speech communication from North Carolina in 1993. He was born in Manson, N.C. Jordan and his wife, Romonda, have a daughter, Raven – a volleyball player at the University at Buffalo – and two sons, Jalen and Justin.



**PAUL KELLY**  
DIRECTOR OF FOOTBALL OPERATIONS

**22ND NFL SEASON**  
**11TH WITH WASHINGTON**

Paul Kelly enters his 22nd NFL season and his 11th as Washington's Director of Football Operations in 2020. Kelly, who was named to the post on February 16, 2010, works directly with Head Coach Ron Rivera and is responsible for coordinating the team's daily operations, including all travel and accommodations for home and away games, managing all football department budgets, coordinating training camp logistics and managing the year-round football schedule.

Additionally, Kelly serves as the coaching staff's liaison on all matters relating to the athletic training, equipment, video and the public relations departments, serving as the point of communication in administering every Washington practice and team function, including all mini-camps, OTA days and training camp.

Kelly previously spent five seasons with the Tampa Bay Buccaneers (2004-08) and six seasons with the Oakland Raiders (1998-2003). He spent the 2009 season assisting the broadcast team of ESPN's Monday Night Football.

In his five seasons with the Buccaneers, Kelly worked directly with Head Coach Jon Gruden in organizing football operations for the club and directed many of the day-to-day operations of the team. During Kelly's five seasons as a member of the Buccaneers' staff, the Buccaneers captured NFC South titles in 2005 and 2007.

Kelly spent six seasons (1998-2003) as an assistant on the Oakland Raiders coaching staff, which included three consecutive Division Championships (2000, 2001 & 2002). In 2002, he helped Head Coach Bill Callahan guide Oakland to its first Super Bowl appearance in 19 years as the Raiders represented the AFC in Super Bowl XXXVII.

Kelly graduated with a bachelor's degree in business administration with an emphasis in new ventures and small business management from California State University Hayward in 1990. Prior to joining the Raiders, he owned and managed his own San Francisco Bay Area-based businesses.

Kelly and his wife, Catherine, have three children. His oldest son, Colin, is a lieutenant in the United States Army. His daughter, Lauren, is a student and women's soccer player at William & Mary. His youngest son, Hunter, is a student at George Mason and a batboy for the Washington Nationals.



**JENNIFER KING**  
FULL-YEAR COACHING INTERN

**3RD NFL SEASON**  
**1ST WITH WASHINGTON**

|         |                             |                   |
|---------|-----------------------------|-------------------|
| 2018    | Intern Wide Receivers Coach | Carolina Panthers |
| 2018-19 | Asst. WR's & Special Teams  | Arizona Hotshots  |
| 2019    | Intern Running Backs Coach  | Carolina Panthers |
| 2019    | Offensive Assistant         | Dartmouth College |
| 2020    | Full-Year Coaching Intern   | Washington        |

Jennifer King enters her first full season coaching in the NFL and her first as Washington's full-year coaching intern in 2020. In her role, King will work with the offensive staff throughout the course of the offseason, training camp and regular season and will specifically assist Randy Jordan with the running backs.

King comes to Washington having coached in the National Football League, the Alliance of American Football and in the college ranks.

King was most recently an offensive assistant with Dartmouth College. She primarily worked with the wide receivers and created defensive scouting reports and secondary specific scouting reports for the wide receivers. Dartmouth finished the 2019 season 9-1 and captured the Ivy League Championship. The team averaged 33.3 points per game and averaged 382.4 yards per game.

King interned for the Carolina Panthers during the offseason in 2018 and 2019. In 2018, she was an intern wide receivers coach and assisted Lance Taylor with on-field development drills and in position meetings. She assisted with the creation of scouting scheme cards for the opposing defense and charted practice and in-game player participation and defensive schemes. In 2019, she returned to the Panthers in the role of intern running backs coach and worked with the running backs in organized team activities, mandatory mini camp and training camp. She worked one-on-one with rookies on playbook proficiencies and individual skill development along with analyzing drill efficiency and drill concepts.

# STAFF BIOS

She worked with the Panthers running backs, including Pro Bowl running back Christian McCaffrey.

In between her two internships with the Panthers, King was an assistant wide receiver coach and special teams assistant for the Arizona Hotshots of the Alliance of American Football. The Hotshots were 5-3 and tied for first place in the AAF Western Conference before the league disbanded. At the time of the league being dissolved, the Hotshots ranked No. 2 in yards per game (343.9) and points per game (23.2).

King has participated in NFL coaching clinics from 2015-18 and also took part in the NFL Women's Career in Football Forum in January of 2018. The forum was a highly selective two-day event which connected qualified female candidates for positions in football as coaches, officials, scouts and athletic trainers.

King also has experience as a player. She was a seven-time All American quarterback and wide receiver for the Carolina Phoenix women's tackle football team from 2006-17. In 2018 she played wide receiver and defensive back for the New York Sharks women's tackle football team and captured the 2018 WFA National Championship. Most recently, King played wide receiver and safety in the District for the D.C. Divas women's tackle football team in 2019.

King also has experience coaching women's basketball. She was the Head Coach of Johnson & Wales University Charlotte from 2016-18. During King's tenure the team had a 37-10 record and they captured the USCAA Division II National Championship in 2018. She was named the USCAA Division II National Coach of the Year in 2018. King also was an assistant coach on the Greensboro College women's basketball staff from 2006-16. During King's 10 years with the team, they went 136-54, won five conference titles and appeared in the NCAA tournament five times.

King holds a masters of science in sports administration from Liberty University and holds a bachelor of science in sports management from Guilford College. She was a member of the Guilford College women's basketball and softball team's from 2002-06.



**KAVAN LATHAM**  
ASST. STRENGTH &  
CONDITIONING

**8TH NFL SEASON**  
**5TH WITH WASHINGTON**

|            |                                |                       |
|------------|--------------------------------|-----------------------|
| 2007-10    | Defensive Tackle               | College of New Jersey |
| 2011-12    | Assistant Coach                | College of New Jersey |
| 2011       | Strength & Conditioning Intern | Rutgers               |
| 2012       | Strength & Conditioning Intern | St. Joseph's          |
| 2012       | Strength & Conditioning Intern | Temple                |
| 2013       | Strength & Conditioning Intern | Washington Redskins   |
| 2014       | Strength & Conditioning Intern | New York Jets         |
| 2015-16    | Asst. Strength & Conditioning  | New York Jets         |
| 2017-Pres. | Asst. Strength & Conditioning  | Washington            |

Kavan Latham enters his eighth NFL season and fifth season with Washington strength and conditioning staff in 2020.

Latham returned to Washington as an assistant strength and conditioning coach on January 23, 2017, after previously serving as a strength and conditioning intern for the team in 2013.

Before returning to Washington, Latham spent three seasons with the New York Jets, first serving as a strength and conditioning intern in 2014. He was then hired as an assistant strength and conditioning coach during Todd Bowles' first season in New York, a 10-6 campaign in 2015.

Latham is a Certified Strength & Conditioning Specialist (CSCS) and USA Weightlifting Level 1 Sports Performance Coach (USAW). He also holds Precision Nutrition Level 1 (Pn1) and Fascial Stretch Therapy Level 1 (FST1) certifications.

Prior to entering the NFL, Latham completed strength and conditioning internships at Rutgers (2011), St. Joseph's (2012) and Temple (2012). In addition, he contributed as an assistant coach at his alma mater, The College of New Jersey, during those two years.

In addition to playing four years as a defensive tackle at The College of New Jersey from 2007-10, Latham also competed in the discus, hammer throw and shot put during his college career. He earned his bachelor's degree in health and exercise science.

He married his wife, Sara, in March 2018.



**JOHN MATSKO**  
OFFENSIVE LINE

**29TH NFL SEASON**  
**1ST WITH WASHINGTON**

|             |                          |                    |
|-------------|--------------------------|--------------------|
| 1970-72:    | Fullback                 | Kent State         |
| 1973:       | Student Assistant        | Kent State         |
| 1974-75:    | Graduate Assistant       | Miami              |
| 1977:       | Offensive Line Coach     | Miami              |
| 1978-84:    | Offensive Coord./DL      | North Carolina     |
| 1985:       | Offensive Line Coach     | Navy               |
| 1986:       | Offensive Line Coach     | Arizona            |
| 1987-88:    | Offensive Line Coach     | USC                |
| 1989-91:    | Offensive Coord./DL      | USC                |
| 1992-93:    | Offensive Line Coach     | Phoenix Cardinals  |
| 1994-96:    | Offensive Line Coach     | New Orleans Saints |
| 1997-98:    | Offensive Line Coach     | New York Giants    |
| 1999-05:    | Offensive Line Coach     | St. Louis Rams     |
| 2006-07:    | Offensive Line Coach     | Kansas City Chiefs |
| 2008-11:    | Offensive Line Coach     | Baltimore Ravens   |
| 2011-15:    | Offensive Line Coach     | Carolina Panthers  |
| 2016-19:    | Running Game Coordinator | Carolina Panthers  |
| 2020-pres.: | Offensive Line           | Washington         |

John Matsko enters his 29th season coaching in the NFL and his first as Washington's offensive line coach in 2020.

Matsko brings nearly three decades of NFL coaching experience, two Super Bowl appearances and a Super Bowl Championship to Washington. Matsko's career includes coaching roles with the Carolina Panthers (2011-19), Baltimore Ravens (2008-11), Kansas City Chiefs (2006-07), St. Louis Rams (1999-05), New York Giants (1997-98), New Orleans Saints (1994-96) and Phoenix Cardinals (1992-93).

Matsko, who was promoted from offensive line coach to running game coordinator by the Panthers in 2016, spent all nine seasons of his Panthers career under current Washington head coach Ron Rivera. A pivotal part of the Panthers run game, Matsko led Carolina to 30 consecutive regular season games with at least 100 rushing yards from Week 6 of 2014 to Week 3 of 2016, the longest streak in the NFL since Pittsburgh tallied 43 from 1974-77. Four of the top six seasons in rushing average in franchise history have come in the last eight years under Matsko. He also helped lead the Panthers offensive line to an NFC Championship and a trip to Super Bowl 50.

Last season, Carolina's running game had top-six finishes in average yards per carry (6th, 4.71) and rushing touchdowns (T-4th, 20). Running back Christian McCaffrey tallied his second-consecutive season with at least 1,000 rushing

# STAFF BIOS

yards. In 2018, Carolina topped the NFL in rushing yards per attempt with a 5.1-yard average, while finishing fourth in total rushing yards (2,136). In Week 3, Matsko's line cleared running lanes for McCaffrey to record 184 rushing yards, the fourth-highest rushing output in Panthers history. Left guard Trai Turner earned Pro Bowl honors for the fourth consecutive season.

The Panthers ranked fourth in the NFL in rushing in 2017, averaging 131.4 rushing yards per game. Led by quarterback Cam Newton who rushed for a career-best 754 rushing yards, along with Jonathan Stewart (680 yards) and McCaffrey (435), the Panthers were the only team in the NFL with three players rushing for more than 400 yards. Left guard Andrew Norwell earned AP All-Pro First Team honors, while right tackle Daryl Williams earned Second Team honors. Turner was named to the Pro Bowl for the third consecutive season.

Under Matsko's guidance in 2015, the offensive line played a prominent role for the NFL's top-scoring offense and second-best rushing offense, helping the Panthers win the NFC Championship and advance to Super Bowl 50. Ryan Kalil was named to the Pro Bowl for the fifth time and added All-Pro recognition, and Turner earned his first career Pro Bowl selection. From 2011-2014, Matsko stabilized a line that won two NFC South Championships.

From 2008-10, Matsko helped the Baltimore Ravens rank in the top five in the NFL in rushing twice. Prior to joining Baltimore, Matsko served as offensive line coach of the Kansas City Chiefs from 2006-07. In 2006, the offensive line helped the Chiefs rank ninth in the NFL in rushing and compile a team-record 11 100-yard rushing games. Under Matsko's guidance, guards Will Shields and Brian Waters earned Pro Bowl recognition.

From 1999-2005, Matsko served as the offensive line coach for the St. Louis Rams. The Rams led the league in total offense for three consecutive years from 1999-2001, including a record 5,232 yards in 2000, and won Super Bowl XXXIV. He played an instrumental role in the development of two Pro Bowlers - tackle Orlando Pace and guard Adam Timmerman.

Matsko began his NFL coaching career as offensive line coach of the Phoenix Cardinals in 1992 and served in that capacity for two seasons. In 1993, the line opened holes for the Cardinals to have their first 1,000-yard rusher since 1985. He then moved to New Orleans in 1994 and coached three seasons with the Saints. Under Matsko's tutelage, tackle Willie Roaf made three Pro Bowls, and the Saints rated third in the league for fewest sacks allowed in 1996. Following his stint with New Orleans, Matsko assumed the same role from 1997-98 with the New York Giants, where they improved both their pass protection and run blocking. The Giants allowed 24 fewer sacks and jumped from 19th to seventh in the NFL in rushing in 1997 compared to 1996.

Prior to joining the NFL, Matsko spent 17 years on the college level. He worked as a graduate assistant at Miami (Ohio) from 1974-75 and returned as offensive line coach in 1977 after being the head coach at Danbury High School in Lakeside-Marblehead, Ohio, in 1976. Matsko served as offensive coordinator and offensive line coach at North Carolina from 1978-84 prior to stops as offensive line coach at Navy in 1985 and Arizona in 1986. He joined Southern California as offensive line coach in 1987 and was promoted to offensive coordinator in 1989 for his final three seasons with the Trojans.

Matsko played fullback at Kent State and lettered three years from 1970-72. He graduated with a bachelor's degree in business education in 1973 and later earned a master's degree in education from Miami (Ohio) in 1976.

Matsko and his wife, Kim, have four children: two daughters, Marie and Liz, and two sons, John and Michael. Marie is married to Roque Jiminez and the couple has three children:

Jackie, Lucas and Emily. Liz is married to Scott Munter and the couple has three children: Brooklyn, Zachary and J.D. Michael is married to Ariel Scoggins with sons, Noah and Leo. John is married to Casey Cunningham with two daughters, Ella and Saylor.



**SAM MILLS III**  
DEFENSIVE LINE

**16TH NFL SEASON**  
**1ST WITH WASHINGTON**

|            |                           |                   |
|------------|---------------------------|-------------------|
| 1997-99    | Defensive Back            | Montclair State   |
| 2005       | Defensive Assistant       | Carolina Panthers |
| 2006-10    | Defensive Quality Control | Carolina Panthers |
| 2011-17    | Asst. Defensive Line      | Carolina Panthers |
| 2018       | Defensive Line            | Carolina Panthers |
| 2019       | Defensive Line/Game Mgmt. | Carolina Panthers |
| 2020-pres. | Defensive Line            | Washington        |

Sam Mills III enters his 16th season in the NFL and his first as Washington's defensive line coach in 2020.

Mills joins Washington after serving in a variety of roles with the Carolina Panthers from 2005-19, including defensive line coach during the 2018 season after serving as assistant defensive line coach over the previous eight seasons. In 2019, Mills served as the defensive line coach as well as assuming game management responsibilities, assisting head coach Ron Rivera with clock management, replay challenges and other situational football analysis.

In 2019, Mills coached a Panthers defensive line that helped contribute to the defense finishing the season second in the NFL in sacks totaling 53 sacks. The defense also finished second in the league in sacks per pass attempt with one sack per 9.74 opponent pass attempts. Defensive tackle Vernon Butler finished the season tied for seventh in the NFL among defensive tackles in sacks with six total sacks.

In 2018, four of the top eight sack artists in franchise history were on the roster. All-time Panthers sack leader Julius Peppers tallied five sacks on the season, bringing his career total to 159.5 sacks, fourth most all-time in NFL history. Defensive tackle Kawann Short tallied 50 tackles, 22 quarterback pressures and three sacks on the season, earning Pro Bowl honors for the second time in his career.

In 2017, the defensive line helped the Panthers record 50 sacks, ranking third in the NFL and fourth in franchise history. Peppers and Mario Addison led the team with 11.0 sacks each, the fifth pair of teammates with double-digit sacks in a season in franchise history. The line also helped the Panthers rank

third in the league in rushing defense, giving up just 88.1 rushing yards a game, the second fewest in franchise history.

In 2016, Mills helped tutor a defensive line that produced 35 of the team's 47 sacks, which ranked second in the NFL. Addison produced a then-career-high 9.5 sacks, and defensive tackles Short and Star Lotulelei combined for 10 sacks, tied for the fifth most sacks by a pair of defensive tackles in the NFL.

In 2015, Mills assisted a unit that was a linchpin for a defense that helped the Panthers reach Super Bowl 50. Carolina's defensive line recorded 33.5 of the team's 44 sacks. The unit contributed to a defense that ranked sixth in the

# STAFF BIOS

NFL in total defense, the fourth consecutive season the team fielded a top10 defense, and also helped Carolina rank fourth in the NFL in rushing defense.

Short enjoyed a breakout performance, tying for eighth in the NFL with 11 sacks - which tied for the most among defensive tackles. Defensive end Kony Ealy contributed five sacks and tied an NFL record with three sacks in the Super Bowl. Charles Johnson, slowed by injuries in the middle of the season, returned for the postseason to notch three sacks for the NFC champions. In all, 10 different defensive linemen notched at least one sack for the Panthers.

In 2014, Mills assisted a defense that finished 10th in the NFL in total defense. The defensive line totaled 32.5 of the team's 40 sacks, including a team-leading 8.5 by Johnson and four by Ealy, who earned all-rookie honors. In Carolina's 27-16 NFC Wild Card victory over Arizona, the defensive line gathered four sacks to help limit the Cardinals to an NFL postseason record low 78 total net yards.

During the 2013 season, Mills aided a unit that helped the Panthers lead the NFL with 60 sacks, including a team-record nine at Atlanta, and rank second in total defense, second in rushing defense and sixth in passing defense. Defensive end Greg Hardy tied a team record with 15 sacks to earn Pro Bowl and second-team All-Pro honors, while Johnson posted 11 sacks to become the first player in team history with at least nine sacks in four consecutive seasons. Mills also played a key part in the development of all-rookie defensive tackles Lotulelei and Short.

In 2012, Mills worked with a line that was responsible for 37 of Carolina's 39 sacks. Johnson led the team with 12.5, and Hardy posted 11 as they became the first Panthers tandem to record double-digit sacks since 2002.

Prior to the 2011 season, Mills added assistant defensive line coach to his title along with serving as Carolina's defensive quality control coach, though he actually had been working with the defensive line since 2006. He assisted a line that accounted for 25.5 of the team's 31 sacks. Johnson paced the team with nine sacks, and young players received valuable experience as three rookies started games at defensive tackle.

After spending the 2005 season in a dual role as a strength and conditioning and defensive assistant, Mills was promoted to defensive quality control coach in 2006.

Mills' father, Sam, played and coached for the Carolina Panthers and is the only Panthers player to have his number retired. He is also the only player inducted into the team's Hall of Honor. When his father played for the Panthers, Mills worked as a ball boy at training camp and later in the equipment room before joining the strength and conditioning program.

Mills followed in his father's footsteps by playing at Montclair (N.J.) State, where the elder Mills was an NCAA Division II All-America at linebacker. He started 20 games in two seasons at defensive back for the Red Hawks and totaled 71 tackles, two interceptions, 14 passes defended, three forced fumbles and one fumble recovery.

Mills has been a member of the coaching staff for the East-West Shrine Game five times and served as head coach of the East team in 2018.



## BRETT NENABER

DIRECTOR OF PLAYER PERFORMANCE

8TH NFL SEASON  
1ST WITH WASHINGTON

Nenaber is entering his eighth season as an NFL athletic performance professional after serving in a variety of roles with the Carolina Panthers, including athletic performance analyst (2015-19), assistant strength and conditioning coach (2014-15) and strength and conditioning intern (2013-14).

Prior to working in the NFL, Nenaber spent two years with Arizona State University, serving as a graduate assistant strength and conditioning coach (2010-12). He also spent time with the Red Bull Racing Team, serving as a pit crew member for two years (2008-09).

Nenaber received his bachelor's and master's degrees from Arizona State University, majoring in Interdisciplinary studies and Exercise and Wellness respectively.



## VINCENT RIVERA

DEFENSIVE QUALITY CONTROL

3RD NFL SEASON  
1ST WITH WASHINGTON

|            |                            |                                   |
|------------|----------------------------|-----------------------------------|
| 2012-13    | Running Back               | University of San Diego           |
| 2015-16    | Running Back/Receiver      | University of California-Berkeley |
| 2017       | Football Operations Intern | Carolina Panthers                 |
| 2018-19    | Defensive Quality Control  | Carolina Panthers                 |
| 2020-pres. | Defensive Quality Control  | Washington                        |

Vincent Rivera enters his third NFL season and first as Washington's defensive quality control coach in 2020.

Rivera joins the Redskins after spending two seasons with the Carolina Panthers as a defensive quality control coach. In his role, Rivera breaks down game film, analyzes opponent tendencies and assists in the preparation of the defensive game plan.

In 2018, Rivera spent his time primarily with the defensive backs, helping coach a unit that featured two young cornerbacks in James Bradberry and Donte Jackson in the starting lineup. Jackson led the Panthers with four interceptions in 2018, the second most by a rookie in franchise history. Bradberry led the team with 20 passes defended.

Rivera also worked as a football operations intern for the Panthers during the 2017 season.

Rivera began his collegiate career at the University of San Diego, redshirting in 2012 and seeing action at running back in 2013 before transferring to the University of California-Berkeley. After sitting out the 2014 season, Rivera played two seasons (2015-16) at Cal, seeing action at running back, wide receiver and on special teams. He finished his career at Cal with 44 catches for 487 yards and four touchdowns. Rivera graduated with a degree in film and media studies.

Rivera is the nephew of Redskins head coach, Ron Rivera.

# STAFF BIOS



**RICHARD RODGERS**  
ASSISTANT DEFENSIVE BACKS

**32ND NFL SEASON**  
**1ST WITH WASHINGTON**

|            |                            |                        |
|------------|----------------------------|------------------------|
| 1980-83    | Defensive Back             | California             |
| 1987       | Linebacker/Wide Receiver   | Chicago Bruisers (AFL) |
| 1987       | DB/Wide receiver           | Denver Dynamite (AFL)  |
| 1988       | Linebacker/Wide Receiver   | LA Cobras (AFL)        |
| 1992       | Linebacker/Wide Receiver   | Sacramento Attack(AFL) |
| 1989-94    | Assistant                  | Diablo Valley CC       |
| 1995-96    | Secondary & Special Teams  | Asst. San Jose State   |
| 1997-2000  | Secondary & Special Teams  | Portland State         |
| 2001-04    | Secondary                  | New Mexico State       |
| 2005-11    | Defensive Coord./Secondary | Holy Cross             |
| 2012       | Special Teams Assistant    | Carolina Panthers      |
| 2012-14    | Special Teams Coordinator  | Carolina Panthers      |
| 2015-17    | Asst. DBs/Safeties         | Carolina Panthers      |
| 2018       | Secondary                  | Carolina Panthers      |
| 2019       | Safeties                   | Carolina Panthers      |
| 2020-Pres. | Asst. Defensive Backs      | Washington Redskins    |

Entering his 32nd year in the coaching profession and his ninth in the NFL, Richard Rodgers enters his first year with Washington in 2020 as the team's assistant defensive backs coach.

Rodgers joins Washington after serving in a variety of roles with the Carolina Panthers from 2012-19. In 2019, he served as the safeties coach where he coached safety duo Eric Reid and Tre Boston. Reid is one-of-four players in the NFL this season with at least 110 tackles and four sacks on the year. He finished the season second on the team with 129 tackles. He has also tallied six passes defended and two fumble recoveries. Boston ranks fourth on the team with 68 tackles and has also recorded three interceptions and 11 passes defended.

In 2018, he served as the secondary coach after three seasons as the assistant defensive backs/safeties coach. The secondary featured two young cornerbacks in the starting lineup, James Bradberry and rookie Donte Jackson. Jackson led the Panthers with four interceptions, the second most by a rookie in franchise history and Bradberry led the team with a career-high 20 passes defended.

The 2017 season saw the addition of veteran safety Mike Adams to the secondary. He recorded two interceptions and two fumble recoveries. In the season's final nine weeks, the Panthers tallied nine interceptions, including seven from the secondary. Those picks helped Carolina rank third in the NFL with a plus-eight turnover differential over that period.

In 2016, Rodgers worked with a position group that helped the Panthers tie for the NFC lead with 17 interceptions. Safety Kurt Coleman led the team in interceptions (four) for the second consecutive season, ranking fifth in the NFL among safeties with four picks.

Rodgers returned to his roots as assistant defensive backs coach for Carolina in 2015, after he had previously gained experience as a secondary coach for 11 years on the college level before entering the NFL. In 2015, Rodgers assisted a group that helped the Panthers rank sixth in the NFL in total defense and win the NFC Championship. Carolina limited opposing quarterbacks to an NFL-low 73.5 passer rating and paced the NFL in interceptions (24), total takeaways (39) and turnover differential (plus-20). Including the postseason, seven different defensive backs recorded interceptions for the Panthers. Coleman finished third in the NFL with seven interceptions, and cornerback Josh Norman earned All Pro and Pro Bowl honors.

Rodgers came to Carolina in 2012 as special teams assistant and took over as special teams coordinator for the final seven games, a position he held through the 2014 season.

In his first full season as the Panthers' special teams coordinator in 2013, Rodgers oversaw a unit that featured record-setting performances from kicker Graham Gano, punter Brad Nortman and kick returner Ted Ginn, Jr., while long snapper J.J. Jansen made the Pro Bowl.

Rodgers aided Gano in converting 24-of-27 field goal attempts, including a team-record and NFL-leading six makes from 50 yards or more, and topping the league with a 79.7 touchback percentage on kickoffs – then the best mark in the league since 1992. Rodgers helped Nortman set then-team records with a gross average of 47.8 yards and net average of 41.6 yards, ranking fourth and fifth in the NFL, respectively. Ginn set a franchise record and ranked sixth in the NFL with a 12.2-yard punt return average.

During the last seven games of the 2012 season, Rodgers had a positive effect on special teams play, helping the Panthers improve from 31st to 14th in the NFL in punt return average and from 18th to 10th in punt coverage. Rodgers' units also led the league in opponents' kickoff return average following a 30th place finish in 2011.

Prior to joining Carolina, Rodgers coached collegiately for 23 years. He coached at Holy Cross from 2005-11, spending his last six seasons as defensive coordinator after handling the secondary in 2005. Rodgers developed the Crusaders into one of the top defenses in the Patriot League. Five players from his unit earned All-Patriot League honors in 2009, 2010 and 2011.

From 2001-04, Rodgers tutored the secondary at New Mexico State. During his tenure, the Aggies amassed 45 interceptions while lowering their passing yardage allowed in each of his final three seasons. Previously, Rodgers worked at Portland State from 1997-2000. He oversaw the Vikings' secondary and special teams in addition to serving as the team's strength and conditioning coordinator.

Prior to Portland State, Rodgers had a two-year stint at San Jose State, working with the secondary and special teams from 1995-96. He started his coaching career as an assistant at Diablo Valley Community College from 1989-94.

Rodgers was also exposed to professional football along the way. He participated in the NFL's Minority Internship Program with the Oakland Raiders during training camp in 1996 and was the defensive backs coach for the Scottish Claymores of NFL Europe in 1998.

A two-time second-team All-Pac 10 Conference selection at California, where he was teammates with Panthers head coach Ron Rivera, Rodgers played defensive back and was the Golden Bears' special teams captain for three seasons. He called "The Play" in the huddle to defeat Stanford in 1982. Rodgers was the second and fourth player to handle the ball on the famed five-lateral kickoff return for a touchdown on the final play between the two rivals.

Rodgers then played defensive back and wide receiver for three seasons in the Arena Football League. He appeared in the league's first championship game in 1987, catching a 32-yard touchdown pass for the Denver Dynamite in Arena Bowl I.

He graduated from California with a degree in political science. He has a daughter, Kayla, and four sons, Richard II – a tight end for Washington – Christopher, Noah and Evan, and is married to Sara.

# STAFF BIOS



**STEVE RUSS**  
LINEBACKERS

**3RD NFL SEASON**  
**1ST WITH WASHINGTON**

|            |                              |                   |
|------------|------------------------------|-------------------|
| 1991-94    | Linebacker                   | Air Force         |
| 1997-00    | Linebacker                   | Denver Broncos    |
| 2001-04    | Linebackers                  | Ohio              |
| 2005-06    | Linebackers                  | Syracuse          |
| 2007       | Defensive Coordinator        | Syracuse          |
| 2008-09    | Tight ends/Fullbacks         | Wake Forest       |
| 2010       | Linebackers                  | Wake Forest       |
| 2011       | Defensive Backs              | Wake Forest       |
| 2012-13    | Asst. HC/Co-offensive Coord. | Air Force         |
| 2014-17    | Asst. HC/Defensive Coord.    | Air Force         |
| 2018-19    | Linebackers                  | Carolina Panthers |
| 2020-Pres. | Linebackers                  | Washington        |

Entering his 20th year in the coaching profession and his third in the NFL, Steve Russ enters his first year with Washington in 2020 as the team's linebackers coach. Prior to joining Washington, he served as the linebackers coach for the Carolina Panthers from 2018-19.

In 2019, the Panthers made a switch to the 3-4 defense where Russ headed both the inside and outside linebacker units, working directly with the inside linebacker group and overseeing the outside linebacker group. The inside linebacker group was led by seven-time Pro Bowler and five-time First Team All-Pro selection Luke Kuechly. Kuechly finished fourth in the league with 144 total tackles while Shaq Thompson added 109. Kuechly also added 12 pass defenses, which was tied for the most in the league among linebackers. The Panthers defense finished the 2019 season ranked second in the NFL in sacks totaling 53 sacks. The outside linebacker corps, led by Mario Addison (9.5) and Bruce Irvin (8.5), finished the season with 18 total sacks. First round pick Brian Burns also contributed 7.5 sacks during his rookie campaign.

In his first season coaching the linebackers in 2018, Russ was tasked with coaching a talented group including Luke Kuechly, Thomas Davis and Shaq Thompson. Under Russ' tutelage, Kuechly recorded 130 tackles, eighth most in the NFL according to press box stats, and 20 tackles for loss, a new career high and tied for third in the league. Kuechly earned Pro Bowl honors and was named AP First-Team All Pro. After playing in just 12 games, Davis still finished third on the team with 84 tackles. Thompson finished with career highs in tackles (79) and sacks (3.0).

Prior to joining Carolina, Russ spent six seasons (2012-17) at Air Force as the assistant head coach, including four (2014-17) as the defensive coordinator and defensive backfield coach. Russ served as co defensive coordinator from 2012-13 with responsibilities coaching the inside linebackers (2013) and secondary (2012).

In 2017, the Air Force defense led the Mountain West Conference against the pass, allowing just 171.1 yards per game, a mark that ranked 10th nationally. The unit also ranked second in the conference and 14th in the country in opponent first downs.

In 2016, Russ' defensive unit ranked 10th nationally in rushing defense and 33rd in total defense. He coached defensive back Weston Steelhammer to three first-team all-conference selections, an Academy first, and to a pair of All-American honors in 2016. Steelhammer earned the East-West Shrine Bowl Pat Tillman Award for leadership and

citizenship. He was also one of four finalists – with the other three finalists all being drafted in the first round of the NFL Draft – for the Lott Trophy, which is presented annually to the college football defensive impact player of the year.

In 2014, Russ' first season as the Falcons' sole defensive coordinator, Air Force improved in all four major categories, including a nation-best 15.8 points per game improvement to 24.2 allowed per game, moving 72 spots higher in the national rankings (33rd) than the previous season. The Falcons also improved in rushing, passing and total defense, including a more than 100-yard improvement in rushing defense to 135.6 yards per game. Air Force led the nation by improving from 119th nationally in 2013 to 28th in 2014, a 91-spot jump.

Russ came to Air Force, his alma mater, from Wake Forest where he spent four seasons (2008-11). Russ coached tight ends and fullbacks in his first two seasons before moving to the defensive side of the ball, coaching linebackers in 2010 and the secondary in 2011.

Wake's punt coverage team, which Russ coordinated, led the nation in punt return defense, allowing just nine yards all season in 2008. When he took over the secondary in 2011, the Wake defense showed dramatic improvement.

From 2010 to 2011, the pass efficiency defense improved 56 spots nationally, the third-down defense improved 52 spots and the scoring defense improved 45 spots. In 2011, Russ coached safety Josh Bush to first-team All-ACC and third-team AP All-America honors. Bush was drafted in the sixth round by the New York Jets. Russ coached Merrill Noel, who was named the ACC Defensive Rookie of the Year and was a Freshman All-American by numerous publications as he led the country in pass break-ups. He also coached Tommy Bohanon, a fullback that was drafted in the seventh round of the 2013 Draft by the New York Jets.

Russ also coached at Syracuse (2005-07) where he led linebackers in 2005 and 2006, before being promoted to defensive coordinator in 2007. While at Syracuse, Russ coached linebacker Kelvin Smith, a seventh-round draft pick in 2007 by the Miami Dolphins.

He also coached linebackers as an assistant at Ohio (2001-04), coaching alongside current Panthers defensive coordinator Eric Washington. Russ began his coaching career at Air Force as a graduate assistant strength coach in 1995.

While playing at Air Force, Russ earned second-team All-WAC honors in 1994 and was selected to play in both the Blue-Gray All-Star game and the East-West Shrine game following his senior season. Russ received Air Force's Brian Bullard Award, which is the program's highest honor, in 1994 and was a seventh-round draft pick of the Denver Broncos in the 1995 NFL Draft. He was just the fifth player in Air Force history to be drafted in the NFL.

Following two years of active service in the military, Russ joined the Broncos and spent four seasons (1997-2000) with the team, and he was a part of Denver's 1997 and 1998 Super Bowl Championship teams. He played in 24 career games as a linebacker and on special teams.

Russ is a native of Stetsonville, Wis. He and his wife, Betsy, are the parents of a daughter, Mackenzie, and a son, Tyler.



**JAKE SANKAL**  
ASST. STRENGTH &  
CONDITIONING/NUTRITIONIST

**5TH NFL SEASON**  
**5TH WITH WASHINGTON**

Jake Sankal is entering his fifth NFL season with Wash-

# STAFF BIOS

ington in 2020 after joining the team as an assistant strength and conditioning coach and team nutritionist during the 2016 offseason.

Prior to joining Washington, Sankal worked as a strength and conditioning coach in the Cleveland Indians organization. His tenure with the organization from 2010-15 included stints with the Mahoning Valley Scrappers [A], Kinston Indians [A], Carolina Mudcats [A] and three seasons with the Akron RubberDucks [AA].

Sankal is a Registered Dietitian and holds certifications with USA Weightlifting and the National Strength and Conditioning Association as a Registered Strength and Conditioning Coach (RSCC) and Certified Strength and Conditioning Specialist (CSCS).

Sankal initially earned his bachelor's degree in history from the College of Wooster, where he played baseball and helped guide the program to the NCAA Division III Tournament in all four seasons of his collegiate career. In addition, he holds a bachelor's degree in dietetics from the University of Northern Colorado and a Master's degree in exercise science from Cleveland State University.

He currently resides in Ashburn, Va., with his wife, Amanda and daughter, Emma.



## TODD STORM OFFENSIVE QUALITY CONTROL

**3RD NFL SEASON  
1ST WITH WASHINGTON**

|            |                           |                          |
|------------|---------------------------|--------------------------|
| 2010-12    | Defensive End             | Michigan Tech            |
| 2012       | Defensive End             | Detroit Lions (minicamp) |
| 2013       | Defensive End             | Cleveland Gladiators     |
| 2014       | Defensive Line Assistant  | Central Michigan         |
| 2015-16    | Offensive Line Assistant  | Central Michigan         |
| 2018-19    | Offensive Assistant       | Carolina Panthers        |
| 2020-Pres. | Offensive Quality Control | Washington               |

Todd Storm is entering his third season coaching in the NFL and his first as Washington's offensive quality control coach in 2020.

Storm spent the 2018-19 seasons with the Carolina Panthers assisting on the offensive side of the ball, specifically working with tight ends and alongside current tight ends coach, Pete Hoener.

From 2014-16, Storm was a graduate assistant at Central Michigan University. In 2014, he worked with the defensive line and transitioned to the offensive line during the 2015-16 seasons.

Prior to his work at CMU, Storm played the 2013 season as a defensive end in the Arena Football League with the Cleveland Gladiators and registered three sacks. In 2012, Storm was invited to the Detroit Lions Rookie Mini Camp.

Storm graduated from Michigan Tech in 2012 with a bachelor's degree in marketing. He also completed his masters in sports administration in 2016 at Central Michigan University.

During his time at Michigan Tech, he played defensive end for the Huskies and was twice named Great Lakes Intercollegiate Athletic Conference Defensive Lineman of the Year. He also received All-Region Honors twice as well as unanimous All-American accolades following his senior campaign.



## DREW TERRELL ASSISTANT WIDE RECEIVERS

**3RD NFL SEASON  
1ST WITH WASHINGTON**

|            |                              |                   |
|------------|------------------------------|-------------------|
| 2014       | Offensive Graduate Assistant | Virginia Tech     |
| 2015-17    | Graduate Assistant           | Michigan          |
| 2018-19    | Offensive Quality Control    | Carolina Panthers |
| 2020-Pres. | Assistant Wide Receivers     | Washington        |

Drew Terrell enters his third season coaching in the NFL and his first season as Washington's assistant wide receivers coach in 2020.

Terrell served as the Carolina Panthers' quality control coach from 2018-19. In his role, Terrell broke down opponent game film and presented statistical analysis to identify opponent tendencies as well as assisted the offensive coaching staff in game plan preparation.

With his help in 2018, the Panthers totaled 5,972 yards on offense, the second-highest mark in franchise history. Running back Christian McCaffrey set numerous franchise records and earned AP Second-Team All Pro honors while guard Trail Turner was named to his fourth consecutive Pro Bowl.

Terrell joined the Panthers after three seasons (2015-17) at the University of Michigan, where he was an offensive graduate assistant. He worked with the wide receivers and returners his first two seasons, and the cornerbacks and returners in his final season.

At Michigan, Terrell coached two receivers who were selected in the 2017 NFL Draft as Amara Darboh was chosen by Seattle in the third round and Jehu Chesson was chosen by Kansas City in the fourth round.

As an offensive graduate assistant coach at Virginia Tech in 2014, Terrell worked with receivers Cam Phillips and Isaiah Ford, who rank first and second in Virginia Tech's all-time record books in receptions and receiving yards.

Terrell was a four-year letterman at wide receiver and punt returner at Stanford University (2009-12), earning honorable mention All-Pac-12 as a returner three times. He was a part of four consecutive bowl teams with the Cardinal, and was Stanford's leading receiver in 2012, when the team finished with a 12-2 record and won both the Pac-12 championship and the Rose Bowl.



## BRENT VIESELMEYER ASSISTANT DEFENSIVE BACKS/ NICKEL

**5TH NFL SEASON  
1ST WITH WASHINGTON**

|            |                              |                          |
|------------|------------------------------|--------------------------|
| 1999-06    | Defensive Coordinator        | Lutheran High School     |
| 2007-12    | Head Coach                   | Valor Christian H.S.     |
| 2013-14    | Defensive Coordinator        | Houston Baptist          |
| 2015-16    | Assistant Linebackers        | Oakland Raiders          |
| 2017-18    | Safeties                     | Oakland Raiders          |
| 2018       | Offensive Analyst            | Kansas                   |
| 2019       | Head Coach                   | Santa Margarita Catholic |
| 2020-Pres. | Asst. Defensive Backs/Nickel | Washington               |

Brent Vieselmeier enters his fifth season coaching in the NFL and his first as Washington's assistant defensive backs/

# STAFF BIOS

nickel coach in 2020 after serving in a variety of coaching roles with the Oakland Raiders from 2015-18.

Prior to joining Washington, Vieselmeyer was the head coach for Santa Margarita Catholic High School. Prior to coaching at Santa Margarita, he was an offensive analyst for the University of Kansas in 2018.

In 2016 with Oakland, the linebacking corps was led by veteran linebackers Bruce Irvin, Perry Riley Jr. and Malcolm Smith. The addition of Irvin in free agency made an immediate impact, as Irvin started all 16 games for the first time in his career, generating seven sacks (second most on the team), and tied a franchise record with six forced fumbles, also tying for the NFL lead. Smith recorded a team-high 115 tackles (86 solo), a mark that led the team for the second consecutive season. Riley Jr. joined the team in October and stepped in upon arrival and emerged into a starting role, finishing sixth on the team with 62 tackles (45). Rookie LB Cory James saw significant time in 2016, making five starts and posting 43 stops in his five starts.

In 2015, Vieselmeyer assisted with a linebacker corps that had a significant impact on the Raiders overall defense. With Vieselmeyer's assistance, Smith led the team with a career-high 143 tackles (98), while finishing second on the team with four sacks.

Vieselmeyer also assisted in the development of rookie linebackers Ben Heeney and Neiron Ball. Heeney emerged as a key contributor on defense late in the season finishing with 39 tackles (28), 2.5 sacks and one forced fumble. Ball emerged as a starter at outside linebacker making nine tackles (four), one sack and one pass defended in his six appearances before having his rookie season cut short due to a knee injury.

From 2013-14, Vieselmeyer served as the co-defensive coordinator at Houston Baptist University. Prior to joining the Huskies, he served as head coach at Valor Christian High School in Highlands Ranch, Colo., beginning in March 2007, where he launched the football program. At Valor Christian, he compiled a 55-12 record, leading the Eagles to four-straight state championships in 2009 (3A), 2010 (4A), 2011 (4A) and 2012 (5A). He was named the Denver Post Colorado Coach of the Year in 2009, 2010 and 2011 and was All Sport Jefferson County Coach of the Year in 2010.

Vieselmeyer began his coaching career at Orange (Calif.) Lutheran High School, where he spent eight years as defensive coordinator. He led the Lancers to a 2006 California state title. They also won the 2004 CIF Southern Section Championship and were finalists in 2000, 2001 and 2003.

During his career, Vieselmeyer has seen 31 of his student-athletes earn college football scholarships.

Vieselmeyer is a native of Wauwatosa, Wis., where he played linebacker at Redlands (Calif.) and Concordia University. He earned a Bachelor of Arts in education from Concordia in 1999 and a Master of Arts in educational administration from the University of Phoenix in 2005. He and his wife, Marnie, have two daughters, Payton and Quinn.



**TRAVELLE WHARTON**  
ASSISTANT OFFENSIVE LINE

**16TH NFL SEASON**  
**1ST WITH WASHINGTON**

Travelle Wharton enters his 13th season in the NFL including three as a coach and 10 as a player and his first as Washington's assistant offensive line coach in 2020.

He coached with the Carolina Panthers from 2018-19 assisting then-running game coordinator John Matsko.

In 2019, Wharton assisted an offensive line that helped Panthers running back Christian McCaffrey rush for 1,387 yards, third most in the NFL and a career-high 15 rushing touchdowns. It was his second-consecutive season with at least 1,000 rushing yards. Overall in 2019, Wharton assisted a Panthers offense that finished sixth in the NFL in average yards per carry with 4.71.

In Wharton's first season coaching in 2018, he assisted with an offensive line that helped Carolina top the NFL in rushing yards per attempt with a 5.1-yard average, while finishing fourth in total rushing yards (2,136). The Panthers rushing attack recorded 69 rushes that went for 10+ yards, the second most among all teams in 2018 and second most in a single season in team history. Left guard Trai Turner earned Pro Bowl honors for the fourth consecutive season.

Wharton worked with the Panthers prior to the 2017 season in offseason workouts and training camp as part of the NFL Bill Walsh Diversity Coaching Fellowship.

Wharton made his coaching debut with his alma mater, the University of South Carolina, with one season of coaching in 2015. He was initially named offensive quality control coach, but then was promoted to offensive line coach midway through the 2015 season.

Wharton is a veteran of 10 NFL seasons, nine (2004-11, 2013) with the Panthers and one with the Cincinnati Bengals (2012). With the Panthers, Wharton started 111 of 115 regular season games played, the third-highest totals by an offensive lineman in team history.

Wharton anchored the offensive line on Carolina's top three seasons of rushing in franchise history in 2009 (2,498), 2008 (2,437) and 2011 (2,408). Carolina ranked third in the NFL in rushing in all three of those seasons. The Panthers averaged 5.41 yards per carry in 2011, a mark that led the NFL and set a franchise record.

In 2008, Wharton helped protect Panthers quarterback Jake Delhomme as Carolina allowed just 20 sacks, a mark that ranked sixth in the NFL and still stands as the franchise record.

Wharton played in five postseason games, helping the Panthers advance to the playoffs in 2005, 2008 and 2013.

A native of Fountain Inn, S.C., Wharton played collegiately at South Carolina where he was a four-year letterwinner (2000-03) and earned All-SEC recognition in his junior and senior seasons. He also earned Freshman All-America honors and a spot on the All-SEC Freshman team. He was selected in the third round of the 2004 NFL Draft by the Panthers.



**KEN ZAMPESE**  
QUARTERBACKS

**22ND NFL SEASON**  
**1ST WITH WASHINGTON**

|            |                          |                              |
|------------|--------------------------|------------------------------|
| 2000-03    | Offensive Lineman        | University of South Carolina |
| 2004-11    | Offensive Lineman        | Carolina Panthers            |
| 2012       | Offensive Lineman        | Cincinnati Bengals           |
| 2013       | Offensive Lineman        | Carolina Panthers            |
| 2015       | Offensive Line           | South Carolina               |
| 2018-19    | Assistant Offensive Line | Carolina Panthers            |
| 2020-Pres. | Assistant Offensive Line | Washington                   |

# STAFF BIOS

|            |                             |                         |
|------------|-----------------------------|-------------------------|
| 1985-88    | Wide Receiver               | University of San Diego |
| 1990-91    | Graduate Assistant          | Southern California     |
| 1992-94    | Wide Receivers              | Northern Arizona        |
| 1995       | Offensive Coordinator       | Northern Arizona        |
| 1996-97    | QB's/Passing Game Coord.    | Miami (Ohio)            |
| 1998       | Offensive Assistant         | Philadelphia Eagles     |
| 1999       | Offensive Assistant         | Green Bay Packers       |
| 2000       | Offensive Assistant         | St. Louis Rams          |
| 2001       | Wide Receivers Coach        | St. Louis Rams          |
| 2002       | Passing Game Coordinator    | St. Louis Rams          |
| 2003-15    | Quarterbacks                | Cincinnati Bengals      |
| 2016-17    | Offensive Coordinator       | Cincinnati Bengals      |
| 2018       | Quarterbacks                | Cleveland Browns        |
| 2019       | Offensive Coordinator/QB's, | Atlanta Legends         |
| 2019       | Defensive Analyst           | University of Florida   |
| 2020-Pres. | Quarterbacks                | Washington              |

Ken Zampese enters his 22nd season coaching in the NFL and his first as Washington's quarterbacks coach in 2020. He has served in a variety of offensive coaching roles with the Cleveland Browns [2018], Cincinnati Bengals [2003-17], St. Louis Rams [2000-02], Green Bay Packers [1999] and Philadelphia Eagles [1998]. In 2019, Zampese was the offensive coordinator/quarterbacks coach for the Atlanta Legends of the Alliance of American Football [AAF].

In 2019, Zampese spent time with the Atlanta Legends of the Alliance of American Football. He served as the teams offensive coordinator/quarterbacks coach and helped lead his quarterback room to a 62.4 completion percentage going 186-298 with five touchdowns and 1,907 yards in eight games. In the fall, he served as a defensive analyst with the University of Florida, assisting defensive coordinator, Todd Grantham. He specifically assisted in breaking down opponent pass protections, leading to the teams 11-sack increase from the previous season.

In 2018, Zampese helped guide Browns rookie quarterback Baker Mayfield to an NFL rookie record 27 passing touchdowns, despite starting just 13 games. His 27 passing touchdowns ranked fifth in a season among all Browns quarterbacks in franchise history. Mayfield also threw for 3,725 passing yards, setting a Browns rookie record and ranking sixth among NFL rookies all-time. Mayfield led all 2018 NFL rookies in passing yards [3,725], passing touchdown [27], completion percentage [63.79] and passer rating [93.7] under the guidance of Zampese.

As the Bengals offensive coordinator in 2016, Zampese helped the Bengals offense finish comfortably in the NFL's top half in net yards at No. 13, averaging 356.9 per game. Prior to being named the clubs offensive coordinator, Zampese spent 13 seasons as the Bengals quarterbacks coach, working with Jon Kitna, Carson Palmer and Andy Dalton.

In 2015, Dalton posted a club-record 106.3 passer rating, and his career rating of 91.8 is also a franchise record. From 2011-15, Dalton became only the second starting quarterback in the Super Bowl era to lead his team to the playoffs in each of his first five seasons. Zampese stands as the only quarterbacks coach to fully guide such an accomplishment, as Baltimore's Joe Flacco, the other quarterback to turn the trick, had three different position coaches during his five-year run. Equally notable in 2015 from a coaching standpoint, first-year quarterback AJ McCarron was immediately impressive when suddenly called on late in the season to replace an injured Dalton. McCarron went from Zampese's classroom to a playoff run unexpectedly.

McCarron posted a 2-1 record and a 101.1 passer rating in his three starts [Games 14-16]. In the Wild Card playoff, McCarron led a Bengals comeback from a 15-point deficit to take a late lead, only to see Pittsburgh come back with a winning field goal at the gun.

Prior to Dalton, Zampese led Carson Palmer into the ranks of the Bengals' all-time top passers. Palmer still holds the club's all-time best completion percentage [62.9].

In 2003, his first season with the Bengals, Zampese had success with a veteran starting quarterback in Jon Kitna. The '03 campaign saw Kitna post career highs at that point in completions [324], passing yards [3,591], touchdown passes [26], completion percentage [62.3] and rating [87.4].

Zampese came to the Bengals following three seasons in St. Louis. He was the club's wide receivers coach in 2001 as the Rams led the league in passing yards, averaging 291.4. In 2002, he added the title of passing game coach, and the Rams finished second in the league at 259.6 yards per game. Zampese began his NFL career in 1998 as an offensive assistant with the Philadelphia Eagles.

Prior to the NFL, Zampese coached for nine years in college, including two seasons at Miami (Ohio). In '97, Miami averaged 37.4 points per game. Zampese played wide receiver and kick returner at the University of San Diego from 1985-88. He was the team's Special Teams Player of the Year as a senior. He earned an undergraduate degree in business from San Diego, and later received a master's degree in adult education from Southern California.



**JEFF ZGONINA**  
ASSISTANT DEFENSIVE LINE

**22ND NFL SEASON**  
**1ST WITH WASHINGTON**

|            |                            |                     |
|------------|----------------------------|---------------------|
| 1989-92    | Defensive Tackle           | Purdue University   |
| 1993-94    | Defensive Tackle           | Pittsburgh Steelers |
| 1995       | Defensive Tackle           | Carolina Panthers   |
| 1996       | Defensive Tackle           | Atlanta Falcons     |
| 1997       | Defensive Tackle           | St. Louis Rams      |
| 1998       | Defensive Tackle           | Indianapolis Colts  |
| 1999-2002  | Defensive Tackle           | St. Louis Rams      |
| 2003-06    | Defensive Tackle           | Miami Dolphins      |
| 2007-09    | Defensive Tackle           | Houston Texans      |
| 2013       | Asst. Defensive Line Coach | Houston Texans      |
| 2016       | Asst. Defensive Line Coach | New York Giants     |
| 2017-18    | Defensive Line Coach       | San Francisco 49ers |
| 2020-Pres. | Assistant Defensive Line   | Washington          |

Jeff Zgonina (pronounced ska-KNEE-na) is entering his 22nd combined season as a player or coach in the NFL in 2020 after being named Washington's assistant defensive line coach on January 23, 2020.

Prior to joining Washington, Zgonina served as the San Francisco 49ers defensive line coach from 2017-18. During that time, Zgonina played a major role in the development of DT DeForest Buckner. Buckner increased his sack totals from 3.0 in 2017 to 12.0 in 2018. He finished 2018 No. 3 in the NFL in total sacks among defensive tackles and was selected to his first career Pro Bowl.

In 2017, Zgonina guided the 49ers defensive line as they improved throughout the season. Over the final eight weeks of the season, the 49ers defense ranked fifth in the NFL, allowing 91.4 rushing yards per game, while also allowing an average of 3.62 yards per carry, ranking tied for fourth in the league. Buckner led the defensive line with 61 tackles and tied for the most sacks among defensive linemen [3.0] with rookie DL Solomon Thomas.

While with the Giants, Zgonina worked with a defensive unit that ranked second in the NFL, allowing 17.8 points per game. That unit also finished tied for third in opponent rushing yards per game [88.6]. After signing with the Giants as

# STAFF BIOS

a free agent, DE Olivier Vernon led the team with 8.5 sacks while NT Damon Harrison registered career highs in sacks (2.5) and tackles (86) while working with Zgonina and defensive line coach Patrick Graham.

Zgonina previously served as assistant defensive line coach with the Houston Texans for one season in 2013. In Houston, he worked with DE J.J. Watt, who led the team with 10.5 sacks and was named All-Pro for the second time in his career.

A seventh-round draft choice (185th overall) of the Pittsburgh Steelers in the 1993 NFL Draft, Zgonina played in 219 games (67 starts) and registered 448 tackles, 26 sacks, and 13 fumble recoveries, 11 passes defended, three forced fumbles and one interception. The former defensive tackle played for the Steelers (1993-94), Carolina Panthers (1995), Atlanta Falcons (1996), St. Louis Rams (1997, 1999-2002), Indianapolis Colts (1998), Miami Dolphins (2003-06) and Houston Texans (2007-09) throughout his 17 NFL seasons.

Throughout his career, Zgonina played in nine career postseason games including an appearance in the Rams 23-16 victory over the Tennessee Titans in Super Bowl XXX-IV where he registered three tackles. Zgonina played collegiately at Purdue University (1989-92) where he was named Big Ten Defensive Player of the Year as a senior.

Zgonina has two children: daughter, Bailey, and son, Carter.

## FRONT OFFICE



**ROB ROGERS**  
SR. VP OF FOOTBALL  
ADMINISTRATION

**26TH NFL SEASON**  
**1ST WITH WASHINGTON**

Rob Rogers comes to Washington after 25 seasons with the Carolina Panthers, most recently as the team's executive director of player finance and football research. In this role, he worked closely with the Panthers general manager on the development of player budget parameters, roster management, contract proposals, negotiation strategies and salary cap management. He also oversaw the Panthers football analytics department and worked on research and analysis of player contracts and statistics. He directly conducted the majority of contract negotiations with player representatives during his time in this role.

Before gaining the title of executive director of player finance and football research, Rogers was the director of football administration for 11 years (2008-18). He negotiated contracts for all of the Panthers first round and other draft selections during a 16-year span (2003-19) along with numerous free agents. He also worked with the front office on issues dealing with the NFL Collective Bargaining agreement and as the club's liaison to the NFL Management Council, he kept the Panthers in compliance with all NFL personnel, contract and labor-related issues.

Starting in 2013, Rogers worked on developing efforts in analytics, football research in personnel, opponent analysis and self-scouting along with sports science and next gen statistics. He developed the in-house salary cap management database and also designed the current pro scouting system in Carolina and in the mid 90s worked with in-house developers to design and implement the initial opponent analysis and self-scouting system. Rogers worked extensively with Coach Rivera in Carolina on on-going efforts to develop game management analysis and practices.

Rogers is also a member of the NFL Club Services Committee, which is a group made of various front office executives from around the league, tasked with providing guidance and feedback on technology integration initiatives to the development staff of the NFL Management Council. He has served on the committee since 2002.

Rogers joined the Carolina Panthers in 1995 and worked as a quality control assistant along with helping out on the in-house business analytics team. He is a 1993 graduate of Harvard University and holds a degree in government.

Rogers and his wife Clair have two children: daughter Emma and son Brady.



**KYLE SMITH**  
VP OF PLAYER PERSONNEL

**11TH NFL SEASON**  
**11TH WITH WASHINGTON**

Kyle Smith is entering his 11th season with Washington and his first as the team's Vice President of Personnel in 2020.

In his new role, Smith will now oversee both the college

and pro personnel aspects of the front office. Smith has worked in player personnel with Washington for 10 seasons and spent three seasons as the team's Director of College Personnel.

Smith initially joined the team on a full-time basis as an area scout during the 2011 offseason. After being promoted to Director of College Personnel in June 2017, Smith now oversees the organization's evaluation of collegiate talent, managing scouting efforts at both the area and national levels.

Smith began his professional career as an intern with Washington in 2010. He joined the team on a full-time basis in 2011 and spent six seasons as an area scout for the organization. Prior to his promotion to Director of College Personnel, he most recently oversaw the team's scouting efforts in the Southeast region, a region that produced the team's first- and second-round picks in both the 2017 and 2018 NFL Drafts.

Smith was a vital part of the team's 2019 NFL Draft. The Redskins selected 10 players, including two in the first round for the first time since 2005. Among the selections were first-round quarterback Dwayne Haskins, who joined the Redskins following a standout season at Ohio State where he threw for 4,831 yards with 50 touchdowns and only eight interceptions and first-round linebacker Montez Sweat who the team acquired via a trade with the Indianapolis Colts. Sweat registered 30 sacks in two seasons at Mississippi State and was regarded as one of the best edge rushers in the 2019 draft class.

In his first draft as Director of College Personnel, Smith collaborated with his staff and Senior Vice President of Player Personnel Doug Williams in identifying and selecting the eight players that comprised the team's 2018 draft class. Among the selections were first-round defensive lineman Daron Payne, who joined the Redskins following his dominant showing for Alabama in the College Football Playoff, as well as second-round running back Derrius Guice, who exited his collegiate career at LSU ranked second only to Auburn legend Bo Jackson in yards per carry in SEC history.

Smith graduated from Youngstown State, where he was twice named honorable mention all-conference while playing wide receiver and punt returner from 2002-05. He finished his collegiate career ranked 11th in program history in career receptions (101) and receiving yards (1,534), third in punt returns (56) and fourth in punt return yards (377). Smith also owned the school record for consecutive games with a reception (30).

As a senior, Smith was elected a team captain and earned the team's Most Valuable Player Award. Following the season he was invited to play in the 2006 Hula Bowl All-Star Game. Smith signed as a college free agent with the Minnesota Vikings, where he spent part of the 2006 offseason. In January of 2007, he was signed by Tampa Bay, which allocated him to NFL Europe's Berlin Thunder. He later had practice squad stints in the Arena Football League and Canadian Football League.

Smith was born in Warwick, R.I., and raised in Buffalo, N.Y. He is the son of long-time NFL executive A.J. Smith.



**ERIC STOKES**  
DIRECTOR OF  
PRO PERSONNEL

**21ST NFL SEASON**  
**1ST WITH WASHINGTON**

# STAFF BIOS

## FRONT OFFICE (CONT.)

Eric Stokes is entering his first season as Washington's director of pro personnel and brings 20 combined years of NFL experience to the role. He joins Washington after spending five seasons with the Carolina Panthers in a variety of roles, including director of college scouting, regional director of college scouting and southwest area scout.

As the director of college scouting for the Panthers, Stokes oversaw a college scouting staff that was tasked with targeting and tracking draft-eligible prospects, as he worked with area scouts. He was responsible for the pre-draft evaluation process at the NFL Combine, pro days and visits by draft-eligible players.

Prior to joining Carolina, Stokes spent two seasons (2014-15) as the assistant general manager of the Miami Dolphins. In his role, Stokes assisted in all aspects of player evaluation and acquisitions at the professional and collegiate levels, including the daily management and makeup of the Dolphins roster as well as guiding the team's preparation for the annual NFL Draft.

From 2012-13, Stokes was the director of college scouting for the Tampa Bay Buccaneers. Prior to joining the Buccaneers, Stokes spent 12 seasons as a member of the Seattle Seahawks scouting staff, working as an area scout (2000-01, 2005-09) and pro personnel assistant (2002-04) before serving as assistant director of college scouting from 2010-11. In that role, Stokes was instrumental in bringing in defensive standouts safeties Earl Thomas and Kam Chancellor, linebacker Bobby Wagner and cornerback Richard Sherman.

Stokes played two seasons as a safety for the Seahawks after being selected in the fifth round of the 1997 NFL Draft. He was selected by the Cleveland Browns in the 1999 expansion draft before an injury cut his career short.

Stokes graduated from the University of Nebraska with a degree in sociology. He and his wife, Tisa, have three daughters, Erisa, Payton and Madison.

organization.

Before coming to Washington, Gribble spent two seasons with the Pittsburgh Steelers as an assistant in the scouting department. Prior to joining the NFL, he was an assistant coach for his alma mater, Duquesne University. He served as the Dukes' special teams coordinator (1996-2000), defensive line coach (1996-98) and running backs coach (1998-2000).

Gribble was a four-year starter (1992-96) at fullback and team captain at Duquesne. He also played baseball for the Dukes and earned dual degrees in psychology and sociology. He is married to his wife, Jennifer.



### JEFF SCOTT

ASST. DIRECTOR OF PRO  
PERSONNEL/ ADVANCE COOR-  
DINATOR

9TH NFL SEASON  
9TH WITH WASHINGTON

Jeff Scott enters his ninth season with Washington and his first as the team's Assistant Director of Pro Scouting / Advance Coordinator. in 2020.

In his new role, Scott will now oversee the weekly advance scouting of Washington opponents and will also be responsible for the evaluation and writing of player reports on potential talent in NFL free agency and all other professional leagues. He will continue to assist with the evaluation of trade scenarios during the NFL Draft.

Scott initially joined the team in January 2012 as a salary cap intern, assisting with cap analysis and contracts before becoming a scouting intern in May 2012. He served as a player personnel assistant during the 2013 season and as a Pro Scout starting in 2014.

In 2018, he was promoted to director of football strategy/ scout. In that role, he prepared weekly analysis for advanced scouting of opponents and evaluated players for free agency and the NFL Draft. In addition, he assisted the Senior Vice President of Football Operations with contract negotiations, strategic planning, Management Council compliance and salary cap management. He also managed research and strategic efforts, providing frequent analysis on special projects for both the Player Personnel department and the coaching staff.

Scott graduated with a bachelor's degree in political science from Davidson College, where he played defensive back from 2004-07. During his sophomore season in 2005, he led the Pioneer Football League in fumbles forced. Scott received his Master's degree in sports management from Georgetown University in 2012.

Scott is originally from Fredericksburg, Va., and currently resides with his wife, Rachel, and daughter, Alivia, in North-ern Virginia.



CHUCK COOK  
COLLEGE SCOUT

36TH NFL SEASON  
4TH WITH WASHINGTON



### TIM GRIBBLE

DIRECTOR OF  
COLLEGE PERSONNEL

21ST NFL SEASON  
19TH WITH WASHINGTON

Tim Gribble is entering his 21st season in the NFL and 19th with Washington in 2020. He was formally promoted to Director of College Personnel in Jan. 2020.

Gribble will now oversee the organization's evaluation of collegiate talent and manage scouting efforts at both the area and national levels.

In previous role as assistant director of college scouting, Gribble assisted the Director of College Personnel and Washington's personnel staff by providing evaluations of collegiate talent at the national level. In 2018, Gribble played a key role in assisting Smith and Senior Vice President of Player Personnel Doug Williams in identifying and selecting the team's 10 draft picks, including standouts Dwayne Haskins and Montez Sweat in the first round.

Prior to his promotion to assistant director of college scouting in 2017, Gribble spent the previous 11 seasons as an area scout for the Redskins, most recently overseeing scouting operations in the Midlands region. Gribble originally joined the Redskins in 2002 and served as a pro personnel assistant, later adding responsibility as the team's North-east scout in 2003. He also covered the South and Midwest regions at various points during his first 16 years with the

## FRONT OFFICE (CONT.)

Chuck Cook is entering his 36th NFL season and his fourth with Washington after joining the organization during the 2017 offseason. He oversees the team's scouting operations in the Midwest region.

Prior to joining Washington, Cook previously spent six seasons with the Buffalo Bills from 2011-16. He served in various capacities in his time with the Bills, including two seasons each as Director of College Scouting, as a national scout and as an area scout.

Before his time in Buffalo, Cook spent two seasons with the Miami Dolphins as a regional scout, focusing on the Southwest region in the Dolphins' system from 2008-10. He also spent 11 years as the Director of College Scouting for the Kansas City Chiefs from 1997-2007. In that role, Cook was in charge of coordinating the team's college scouting and preparation for the annual NFL Draft after being promoted to the position in May of 1997. He had previously spent 13 years as a regional scout in the Chiefs' system, focusing primarily on the Southeast.

Cook joined the NFL ranks in 1984, when he was originally hired by the Chiefs after serving as an offensive assistant with the USFL's Arizona Wranglers (1982-83). He began his coaching career at the University of Wyoming from 1980-81.

Cook starred as a wide receiver, running back and defensive back at Southern Mississippi and was inducted into the school's Hall of Fame in 1993. Following his collegiate career, he was a member of training camps with the New York Giants and New York Jets before embarking on his off-field career. He followed the path of his father, Hamp, who served as a scout for the New Orleans Saints for many years.

A native of Andalusia, Ala., Cook earned a Bachelor of Arts degree from Southern Mississippi. He and his wife, Carla, have twin daughters, Carley and Cori, and a son, Colby.



**MATT EVANS**  
COLLEGE SCOUT

**7TH NFL SEASON**  
**7TH WITH WASHINGTON**

Matt Evans enters his seventh NFL season in 2020 after joining Washington during the 2014 offseason. He currently oversees scouting operations in the Southeast region.

Evans originally joined Washington in 2014 as a player personnel assistant, during which time he assisted with advance scouting of Washington's opponents, evaluating players in free agency and writing descriptions of draft prospects. He transitioned into area scouting in 2015 and oversaw scouting operations in the northeast region from 2015-18.

In 2013, Evans participated in rookie minicamps with the New England Patriots and the Philadelphia Eagles after completing a decorated collegiate playing career at the University of New Hampshire from 2008-12.

Evans was a four-year standout at linebacker at New Hampshire, posting a school-record 460 career tackles and becoming only the fifth player in UNH history to have his jersey number (No. 52) retired. The three-time Walter Camp All-American earned the Buck Buchanan Award, given annually to the most outstanding defensive player in the Football Championship Subdivision, in 2011. He earned induction in the UNH Athletics Hall of Fame as part of the Class of 2018.

Evans graduated with a bachelor's degree in business administration in December 2012. He is a native of Hanover,

Mass.



**PETER PICERELLI**  
COLLEGE SCOUT

**4TH NFL SEASON**  
**4TH WITH WASHINGTON**

Peter Picerelli enters his fourth NFL season with Washington in 2020 after joining the organization during the 2017 offseason. He was promoted to the role of college scout in the 2019 offseason after serving as a scouting assistant for two seasons. He will oversee the team's scouting operations in the northeast region.

Picerelli joined Washington after having previously served as a personnel assistant at Boston College for the early portion of 2017. He had previously served as a quality control analyst at Brown University during the program's 2016 season.

Picerelli played collegiately at Tulane from 2012-15. In 2013, he was named a semifinalist for the Ray Guy Award, presented annually to the nation's top punter. He studied business law during his time at Tulane and also completed an internship with Alliance Sports Management Group.

Picerelli is a native of Warren, R.I.



**HARRISON RITCHER**  
COLLEGE SCOUT

**8TH NFL SEASON**  
**4TH WITH WASHINGTON**

Harrison Ritcher is entering his eighth NFL season and his fourth with Washington after joining the organization as the team's BLESTO scout during the 2017 offseason. Ritcher was promoted to the role of college scout in the 2019 offseason after serving as the team's BLESTO scout in 2017-18. He will oversee the team's scouting operations in the Southwest region.

After beginning his career as a recruiting intern at Florida State in 2010, Ritcher spent his first four NFL seasons with the Cleveland Browns from 2012-15. He spent his first two years interning in the Browns' personnel department before being promoted to Player Personnel Associate prior to the 2014 campaign.

Ritcher, a native of Raleigh, N.C., played collegiately as a fullback at North Carolina State from 2006-09. He is the son of 16-year NFL veteran Jim Ritcher, who played for the Bills and Falcons from 1980-95. Jim was a consensus first-team All-American and Outland Trophy winner as the nation's best college offensive lineman during his tenure at NC State who would later go on to start in all four of the Bills' Super Bowl appearances.

## FRONT OFFICE (CONT.)



**PAUL SKANSI**  
COLLEGE SCOUT

**29TH NFL SEASON**  
**4TH WITH WASHINGTON**

Paul Skansi is entering his fourth season with Washington after joining the team as a college scout during the 2017 off-season. He oversees the team's scouting operations in the West region.

Skansi joined Washington as a veteran of 25 previous NFL seasons, including spending 16 seasons with the San Diego Chargers from 2000-15 scouting the Midwest, West and Southwest regions at various points of his tenure with the organization.

An All-America honorable mention and All-Pac-10 receiver at the University of Washington, Skansi finished his career as the Huskies' all-time leading receiver (138 rec., 1,723 yards). He returned to his alma mater in 2016 as a volunteer advance scout.

Skansi was drafted by Pittsburgh in the fifth round of the 1983 NFL Draft and spent his rookie season with the Steelers. In 1984, he signed with Seattle, and from 1984-91, he caught 166 passes for 1,950 yards and 10 touchdowns for the Seahawks. In 1992, he concluded his playing career with the CFL's Ottawa Rough Riders.

Skansi, who has a degree in sociology, spent the 1994 season as an assistant wide receivers coach at Washington. In 1995, he coached wide receivers at Idaho, and in 1999, he followed head coach Chris Tormey to Nevada.

A native of Gig Harbor, Wash., Skansi and wife, Stephanie, have two daughters, Taylor and Madison. The family resides in Poulsbo, Wash.



**COLE SPENCER**  
COLLEGE SCOUT

**11TH NFL SEASON**  
**11TH WITH WASHINGTON**

Cole Spencer enters his 11th season with Washington and his ninth season as a college scout for the team in 2020. Spencer oversaw scouting operations in the Southeast region from 2011-18 before being promoted to the role of national scout during the 2019 offseason.

Spencer originally joined Washington in 2010 and served as a scouting intern where he assisted in advance scouting and evaluation of NFL personnel. He also helped coordinate free agent workouts and college player visits.

Prior to entering the NFL, Spencer worked at Eastern Illinois for a year as Football Operations and Defensive Quality Control Assistant.

Spencer graduated with a degree in economics and a minor in history from Northern Illinois University where he played tight end before an injury cut his playing career short. He played for Olentangy H.S., near Columbus, Ohio, where he grew up.

Spencer learned the game at a young age from his father, Tim, who is currently the running backs coach for the Tampa

Bay Buccaneers. His brother, Evan, is a wide receiver who was selected by the Redskins in the sixth round of the 2015 NFL Draft.



**ROGER TERRY**  
COLLEGE SCOUT

**5TH NFL SEASON**  
**5TH WITH WASHINGTON**

Roger Terry enters his fifth season with the Redskins in 2018 after joining the team prior to its 2015 NFC East championship season. He oversees scouting operations in the Midlands region.

Terry joined the Redskins after working as a recruiting assistant at Ohio State University during the 2013-14 seasons. He assisted Head Coach Urban Meyer and the Buckeyes staff with talent evaluation, helping guide the Buckeyes to a Big Ten championship, Sugar Bowl championship and national championship in 2014.

Terry's background also includes a summer scouting internship with the Atlanta Falcons in 2014, a recruiting internship at the University of Kentucky in 2012 and a stint as a defensive graduate assistant at Tennessee State University in 2011.

A Memphis native, Terry graduated in 2010 from the University of Memphis, where he played linebacker for the Tigers after transferring from Arkansas State.



**DON WARREN**  
SENIOR PRO SCOUT

**16TH NFL SEASON**  
**1ST WITH WASHINGTON**

Don Warren comes back to Washington following 10 years with the Panthers where he was a pro scout and assisted in the advance scouting of Carolina's opponents and evaluating talent in each professional league. Prior to joining the Panthers, Warren spent 2005-09 as a pro scout for the Washington Redskins.

A fourth-round draft choice for Washington, out of San Diego State in 1979, Warren played his entire 14-year career (1979-92) at tight end for Washington. He saw action in 193 games, amassing 244 receptions for 2,536 yards and seven touchdowns. Warren started in four Super Bowls (XVII, XVIII, XXII, XXVI) under head coach Joe Gibbs, winning three. An original member of the Washington offensive line known as the Hogs, Warren was named to the Redskins 70 Greatest team in 2002.

Following his playing career, he worked as a football and baseball coach at Centreville High School in Virginia. He and his wife, Irene, have three sons - Blake, Brett, and Beau - three daughter-in-laws, and two grandsons. Blake and his wife, Allison, are parents to Jaxon and Mason. Brett is married to his wife, Chelsey, and Beau and Paige are newlyweds. All three sons played college football at Virginia Tech.

# STAFF BIOS

## FRONT OFFICE (CONT.)



**DAVID WHITTINGTON**  
COLLEGE SCOUT

11TH NFL SEASON  
11TH WITH WASHINGTON

David Whittington enters his 11th season with the Washington Redskins in 2019. Whittington most recently oversaw scouting operations in the Southwest region before being promoted to the position of national scout during the 2019 offseason.

Whittington previously spent two seasons serving as the team's BLESTO scout, as well as assisting with scouting college players in the Northeast region. He spent 2009 as an intern in the personnel department, where he assisted both the college and pro scouts with advance scouting. He also coordinated free agent and college player visits.

Whittington was a three-year letter winner at Vanderbilt where he played fullback and defensive line and was a member of the 2007 Southeastern Conference Academic Honor Roll. He graduated from Vanderbilt in 2008 with a degree in human and organizational development.

Whittington is originally from Lafayette, La., and currently resides in Houston, Texas, with his wife, Lauren, his son, Halston, and his daughter, Olivia.



**BRIAN ZECHES**  
PERSONNEL COORDINATOR/  
PRO SCOUT

8TH NFL SEASON  
7TH WITH WASHINGTON

Brian Zeches enters his eighth NFL season and his seventh with Washington in 2020 after joining the team during the 2014 offseason.

In his current role, Zeches contributes to both the pro and college scouting departments. As part of his pro scouting duties, he contributes advance scouting reports of opponents, evaluates and presents reports on potential free agents, and coordinates player workouts. On the college side, he serves as the liaison to the annual NFL Scouting Combine and BLESTO Scouting, handles logistics for all draft meetings, maintains the team's prospect database, and coordinates both the team's pre-draft visits and annual local pro days.

Zeches joined Washington after working for DVSPORT, Inc., a company that provides digital video acquisition, analysis and playback software designed specifically for the sports market. He previously served as a scouting assistant for the Kansas City Chiefs in 2012.

Zeches' background also includes having coached running backs at Weber State for two seasons from 2010-11. In addition, he previously worked as a graduate assistant at the University of New Mexico from 2006-07 and at UTEP from 2008-09.

Zeches began his collegiate career at the University of Illinois before transferring to Idaho State, where he played quarterback for three seasons. His father, Jim, spent 16 seasons, including 12 with Washington, as an NFL scout.



**RONALD ROSE**  
BLESTO SCOUT

3RD NFL SEASON  
3RD WITH WASHINGTON

Ronald Rose enters his third NFL season with Washington in 2020 after joining the organization in 2018. He was promoted to the role of BLESTO scout in the 2019 offseason after serving as a scouting assistant for one season. He will be responsible for scouting underclassmen in the Northeast region for BLESTO.

In his role as scouting assistant in 2018, Rose aided the personnel department with a variety of tasks on a day-to-day basis and assisted with various tryouts throughout the season. Prior to joining the Redskins, he was a manager for the Parks and Recreation Department for Prince Georges County and worked in the member services department for the Washington Nationals.

Rose played collegiately at Hampton University from 2011-15 as an offensive tackle. He was a four-year starter for Hampton and appeared in 34 games in his career and was a third team All-MEAC selection following his senior year. He graduated with a bachelor of science in sports management in the spring of 2015.

Rose is a native of Fort Washington, Md.



**CONNOR BARRINGER**  
FOOTBALL STRATEGY ANALYST

2ND NFL SEASON  
2ND WITH WASHINGTON

Connor Barringer enters his second NFL season with Washington in 2020 in the role of football strategy analyst. He will assist the front office with a variety of tasks and will help with the day-to-day player personnel operations.

Barringer spent the 2018 season working for Pro Football Focus as a football analyst. His primary responsibilities included breaking down game film and grading players.

Barringer played defensive end at the University of North Carolina from 2016-18. He graduated in the spring of 2018 with a bachelor of science in quantitative biology.

Barringer is a native of Davidson, N.C.



**BRENT CAPRIO**  
SCOUTING ASSISTANT

6TH NFL SEASON  
4TH WITH WASHINGTON

Brent Caprio enters his sixth NFL season and his fourth with Washington in 2020 after joining the organization during the 2017 offseason.

Caprio spent his first two NFL seasons with the Indianap-

## FRONT OFFICE (CONT.)

olis Colts as a scouting assistant from 2015-16. Prior to entering pro football, he also worked in the accounting sector, spending parts of 2014 and 2015 with EY (formerly Ernst & Young).

Caprio played quarterback at William & Mary from 2009-13, starting 12 of the 39 games in which he appeared for the Tribe. He threw for 2,201 career yards and 15 touchdowns. He also earned four consecutive CAA Academic All-Conference Team honors from 2010-13 and was awarded the CAA Commissioner's Academic Award in 2013. He graduated with a bachelor's and Master's degrees in accounting and finance.

Caprio is a native of Somers Point, N.J.



**TYLER CLAYTOR**  
SCOUTING ASSISTANT

**2ND NFL SEASON**  
**2ND WITH WASHINGTON**

Tyler Claytor enters his second NFL season with Washington in 2020 in the role of scouting assistant. He will assist the front office with a variety of tasks and will help with the day-to-day player personnel operations at Redskins Park.

Claytor was the linebackers coach at Ava Marie University in 2018 and played defensive line for the Richmond Roughriders of the Arena League prior to that. He also spent the 2016 offseason as a defensive linemen for the Chicago Bears.

Claytor played defensive line for William and Mary University from 2012-16. He appeared in 44 games and finished his career with 106 total tackles, including 24 for loss and 13 sacks. He graduated with a degree in kinesiology and health studies.

Claytor is a native of Atlanta, Ga.

## ATHLETIC TRAINING



**RYAN VERMILLION**  
HEAD ATHLETIC TRAINER

**29TH NFL SEASON**  
**2ND WITH WASHINGTON**

Ryan Vermillion is in his first season as head athletic trainer for Washington in 2020 and 29th season in the NFL.

Vermillion is responsible for the coordination of all aspects of health care for the team. He manages the athletic training room, including all full-time athletic trainers and season-long certified intern athletic trainers. He and his staff are experienced in risk management and injury prevention, pathology of injuries and illnesses, conditioning and rehabilitation, and the nutritional aspects of injuries and illnesses.

Prior to joining Washington, Vermillion spent 18 seasons as the head athletic trainer for the Carolina Panthers, nine of which he worked under former Panthers head coach and current Washington Head Coach Ron Rivera. During his tenure with Carolina, Vermillion was responsible for the coordi-

nation of all aspects of health care for the Panthers. He managed the athletic training room, including all full-time and season-long trainers and is experienced in risk management and injury prevention along with pathology of injuries and illnesses and rehabilitation. Vermillion is also well versed in the nutritional aspects of injury and illness. He was given the Fain-Cain Memorial Award for Outstanding NFL Trainer of the Year in 2016 and in 2003 he led the training staff of the year as voted on by his fellow NFL colleagues. In 2003, Vermillion along with Mark Shermansky and Reggie Scott were honored as the NFL Athletic Training Staff of the Year.

In 2001, Vermillion spent one season as the director of rehabilitation for the Redskins.

Prior to joining Washington, Vermillion worked with the Miami Dolphins for nine seasons, four as the head athletic trainer under legendary coach Don Shula and five as the director of rehabilitation and associate athletic trainer.

A 1987 graduate of the University of Miami's physical therapy school, Vermillion served five seasons with his alma mater as a physical therapist from 1987-91. He spent four years prior as a student athletic trainer for the Hurricanes.



**ELLIOTT JERMYN**  
PHYSICAL THERAPIST/  
ASST. ATHLETIC TRAINER

**13TH NFL SEASON**  
**13TH WITH WASHINGTON**

Elliott Jermyn is entering his 13th season with Washington as the team's Physical Therapist/Assistant Athletic Trainer in 2020.

Jermyn is a Licensed Physical Therapist, Certified Athletic Trainer and Certified Strength and Conditioning Instructor. He specializes in orthopedic rehabilitation, manual management of chronic pain syndromes, dry needling and post-surgical recovery.

In 2018, Jermyn was part of a staff that was named the 2018 Ed Block Training Staff of the Year. The honor is given to one training staff each season for their distinguished service to their club, community and athletic training profession.

Prior to joining Washington, Jermyn spent six years as a physical therapist at an outpatient sports medicine clinic in Bethesda, Md., where he specialized in sports-related injuries and spinal conditions.

He graduated from Penn State in 1996 with a degree in kinesiology. While in college, he worked as an athletic trainer on the Nittany Lions 1994 and 1995 football teams. He also earned a physical therapy degree from George Washington University in 2001.

Jermyn worked with the Australian Olympic Sailing Team in Sydney, Australia in 2001. He is a member of the National Athletic Training Association and the American Physical Therapy Association.

Jermyn resides in Leesburg, Va., with his wife, Holly, daughter, Reagan, and son, Michael.

## FRONT OFFICE (CONT.)



**DOUG QUON**  
ASST. ATHLETIC TRAINER

**10TH NFL SEASON**  
**7TH WITH WASHINGTON**

Doug Quon is entering his 10th NFL season and his seventh with Washington as an Assistant Athletic Trainer in 2020.

Quon assists in the management of care, prevention, recognition/evaluation of injuries, treatment and rehabilitation of all players and team personnel. He also maintains the ImPACT concussion testing database in compliance with the National Football League and coordinates athletic training internships, inventory of supplies and medical information.

In 2018, Quon was part of a staff that was named the 2018 Ed Block Training Staff of the Year. The honor is given to one training staff each season for their distinguished service to their club, community and athletic training profession.

Prior to joining Washington, Quon served as an assistant athletic trainer at the University of California, Irvine in 2013-14 after spending the 2012 NFL season as a seasonal assistant trainer with the Jacksonville Jaguars. His previous NFL experience also includes having served as a summer intern for the Kansas City Chiefs in 2006 and serving as a seasonal intern for the Chiefs for the 2007 season.

Quon served as a graduate athletic training intern from 2009-10 at the University of Hawaii, specifically working with the men's football and volleyball teams. In addition, Quon worked with Texas Tech's football program and assisted with player care while earning his master's degree from the university in athletic training. He earned his undergraduate in psychology social behavior from UC Irvine in 2006.

Quon, a native of Agoura Hills, Calif., is a Certified Athletic Trainer and a member of the National Athletic Trainers' Association. In addition, he is a member of the Professional Football Athletic Trainers Society.



**MARK McCracken**  
ASST. ATHLETIC TRAINER

**6TH NFL SEASON**  
**6TH WITH WASHINGTON**

Mark McCracken is entering his sixth season with Washington and his fifth as an Assistant Athletic Trainer in 2020 after joining the team full-time at the start of the 2016 season.

McCracken joined the Washington staff after a brief stint as the Head Athletic Trainer for the AFL's Washington Valor, where he directed the team's Sports Medicine Department in advance of their inaugural season. Before joining the Valor, he spent time with Washington's training staff on three separate occasions as a Seasonal Training Assistant. He also spent time as a Summer Athletic Trainer with the Arizona Cardinals.

In 2018, McCracken was part of a staff that was named the 2018 Ed Block Training Staff of the Year. The honor is given to one training staff each season for their distinguished service to their club, community and athletic training pro-

fession.

McCracken received his Master's degree in kinesiology with an emphasis in sport pedagogy from Louisiana State in 2015 while serving as a graduate assistant for the men's tennis and men's and women's track and field teams. He received his undergraduate degree in athletic training from George Mason University in 2011.

McCracken is a Certified Athletic Trainer, and a member of the National Athletic Trainers' Association and Professional Football Athletic Training Society. He is also a Certified Strength and Conditioning Specialist, and Certified Performance Enhancement Specialist. He is also a licensed Active Release Therapy provider.

McCracken and his wife, Natalie, have one son, Vincent. The family resides in Leesburg, Va.



**MASAHIRO TAKAHAGI**  
ASST. ATHLETIC TRAINER

**6TH NFL SEASON**  
**3RD WITH WASHINGTON**

Masahiro "Hagi" Takahagi is entering his third season with Washington and his first as the team's Assistant Athletic Trainer.

Takahagi oversees the team's state-of-the-art Recovery Center. The innovative center features photobiomodulation therapy, sensory deprivation orbs, cryotherapy and a dedicated space for sports vision training. He specializes in sports science to develop physical performance systems and programs to help players in daily recovery and over all athletic development.

Prior to joining the organization, Takahagi spent eight years as an assistant athletic trainer for football at Temple University. While at Temple, he was responsible for preventing, evaluating, treating, and rehabing injuries to the Owls' football and men's golf teams.

Takahagi served as a seasonal intern athletic trainer with the Redskins during the 2011-12 NFL season. He also served as a summer intern for the New Orleans Saints from 2006-08.

Takahagi is a certified athletic trainer and holds several other certifications: National Registry Advanced Emergency Medical Technician (NRAEMT), Certified Strength and Conditioning Specialist (CSCS), Certified Personal Trainer (NSCA-CPT), Performance Enhancement Specialist (NASM-PES), Corrective Exercise Specialist (NASM-CES), Certified Active Release Techniques (ART), Certified Kinesio Taping Practitioner (CKTP), and Certified Graston Techniques Practitioner. He is a member of the National Athletic Trainers' Association.

Takahagi is a 2008 graduate of Methodist University where he received a bachelor's degree in athletic training and sports management. The Dean's List student earned a master's degree in higher education with a concentration in sports management from Auburn University in 2011 while working as a graduate assistant athletic trainer with the 2010 BCS National Champion football team. In 2019, he earned his Doctor of Athletic Training degree from Temple.

# STAFF BIOS

## EQUIPMENT



**ANDERS BEUTEL**  
HEAD EQUIPMENT MANAGER

**23RD NFL SEASON**  
**20TH WITH WASHINGTON**

Anders Beutel is entering his 20th season with Washington and his seventh as the team's Head Equipment Manager after being named to his current position on February 14, 2014.

His roles in the department include the purchase and maintenance of all team equipment, as well as outfitting players, coaches and other football staff for practices and games. He also provides jerseys and equipment for special community service and media events throughout the year.

Previously, Beutel assisted in the distribution and maintenance of equipment and uniforms, as well as helping the Washington coaching staff on the practice field.

Beutel originally joined Washington in 2001 after spending four seasons as an equipment assistant for the Tampa Bay Buccaneers from 1997-2000. He also spent several years in NFL Europe, as an assistant equipment manager for the Frankfurt Galaxy in 1997, and as head equipment manager for the Amsterdam Admirals in 1998 and 1999.

Beutel is originally from River Falls, Wis., and now resides with his wife, Kerry, and daughter, Haylen, in Leesburg, Va.



**DREW CURLS**  
ASST. EQUIPMENT MANAGER

**5TH NFL SEASON**  
**5TH WITH WASHINGTON**

Drew Curls is entering his fifth NFL season and his fourth with Washington after joining the team on a full-time basis during the 2017 offseason. Curls was promoted to assistant equipment manager during the 2019 offseason.

Curls is responsible for handling equipment-related details for practices, pre-game activities as well as overseeing all footwear, uniform maintenance and fitting of helmets.

Curls previously served as a seasonal assistant for the department during the 2016 season prior to joining Washington full-time in 2017. His background also includes experience in professional baseball, including working as a clubhouse assistant for the Philadelphia Phillies during spring training for eight years from 2009-17 as well as serving as Clubhouse Manager for the Class-A Dunedin Blue Jays in early 2017.

Curls earned his degree in sport management from Florida State in 2015. During his time in Tallahassee, he served as a student football equipment manager for the Seminoles for the 2014-15 seasons.

Curls is a native of Clearwater, Fla.



**JUSTIN BROOKS**  
EQUIPMENT ASSISTANT

**4TH NFL SEASON**  
**2ND WITH WASHINGTON**

Justin Brooks is entering his second season as a full-time equipment assistant for Washington in 2020 after spending 2018 as a year-long intern for the San Francisco 49ers equipment staff. Brooks also spent the 2017 season as a staff assistant with the Miami Dolphins equipment department.

Brooks is responsible for assisting with equipment and helmet fittings along with football preparation and field set-up. He performed a variety of equipment related tasks with the 49ers and Dolphins prior to joining Washington staff in the 2019 offseason.

Brooks double majored in finance and sports management at the University of Delaware and graduated in the spring of 2017.

Brooks is a native of Newton, Mass.



**CONNOR VINCENT**  
EQUIPMENT ASSISTANT

**4TH NFL SEASON**  
**4TH WITH WASHINGTON**

Connor Vincent is entering his fourth season as a full-time equipment assistant for Washington in 2020 after spending 2017 as a full-season intern. Vincent also assisted the department on a part-time basis during the team's 2014-16 campaigns.

Vincent is responsible for assisting with equipment and helmet maintenance along with football preparation.

Vincent first joined Washington as a seasonal equipment intern in 2014, helping the team at various times while completing his undergraduate studies. In 2017, he served as the team's full season equipment intern, helping in a number of capacities that included but were not limited to laundering, distribution of apparel, practice setup and more.

Vincent earned his bachelor's degree in business administration and management from Christopher Newport University in 2017. He is a native of Ashburn, Va., and attended the city's Briar Woods H.S., roughly seven miles from Washington headquarters.

# STAFF BIOS

## ATHLETIC TRAINING/EQUIPMENT

### VIDEO



**MIKE BRACKEN**  
VIDEO DIRECTOR

**22ND NFL SEASON**  
**21ST WITH REDSKINS**

Mike Bracken is entering his 22nd season with Washington and his 17th as the head of the video department in 2020. His responsibilities include overseeing the daily operations, including assisting the coaching and scouting staffs with game tape and player highlights. Bracken conducts the editing of video from all practices and games, produces “cut-ups” of upcoming opponents, and creates highlight tapes for use in meetings throughout the season. He is also in charge of purchasing and maintaining video and digital equipment.

Bracken joined Washington after serving as video coordinator for the University of South Carolina men’s basketball team for the 1999-2000 season and the University of Southern California men’s basketball and football teams in 1998. He originally entered the National Football League as a video intern with the Philadelphia Eagles (1997-98).

Bracken graduated from Lycoming College where he played defensive back and helped his team to two conference titles. A native of Clifton Heights, Pa., Bracken and his wife, Dawn Marie, have three children: daughter, Erin Marie, and sons, Tripp and Aidan. The family resides in Leesburg, Va.



**MIKE ADAMS**  
ASST. VIDEO DIRECTOR

**11TH NFL SEASON**  
**11TH WITH REDSKINS**

Mike Adams enters his 11th NFL season in 2020 as assistant video director for Washington. Adams is responsible for filming and editing all of Washington’s games and practices in addition to working with the defense to create cutups and reports for upcoming opponents.

Adams started as an intern in the video department during the 2010 season before joining the staff on a full-time basis in 2011. Prior to joining Washington, he attended Howard University from 2005-10, where he played football for four years.

As a senior at Howard, he worked as a coaching assistant, handling video for the football team. He graduated with a bachelor’s degree in business management and he is currently working towards a masters in sports industry management from Georgetown University.

In 2013, Adams started Driven By Our Ambitions (DBDA), a non-profit organization that merges football, academic and life skills for underprivileged youth. The organization has staged camps in Washington D.C. and Georgia in recent years, including participation from several Redskins players and coaches.

Adams is a native of Marietta, Ga.



**JULIAN HINES**  
VIDEO ASSISTANT

**7TH NFL SEASON**  
**6TH WITH WASHINGTON**

Julian Hines is entering his seventh NFL season and his sixth with Washington as a video assistant in 2020.

Hines is responsible for recording practices and providing video to coaches, as well as editing and producing the team’s highlight reel.

Hines joined Washington during the 2015 offseason. Prior to joining the team, Hines worked as an intern in the Philadelphia Eagles’ video department during the 2014 season.

Hines earned his bachelor’s degree in physical education with a concentration in coaching from Alabama State University. During his college career, he served as an assistant video coordinator for the football program for three years.

Hines was born and raised in Oxon Hill, Md.



**WILL KROM**  
VIDEO ASSISTANT

**6TH NFL SEASON**  
**4TH WITH WASHINGTON**

Will Krom is entering his second full NFL season with Washington in 2020 after joining the team as a video assistant on a full-time basis during the 2019 offseason.

In this role, Krom is responsible for filming and editing all of Washington’s games and practices and assisting the team’s coaching staff with miscellaneous video tasks.

Prior to joining the video staff on a full-time basis, Krom worked as a seasonal intern with the Los Angeles Chargers in 2018 and was a seasonal video assistant with the Los Angeles Rams in 2017. Prior to his move to Los Angeles, Krom interned with Washington video department in 2015-16.

Krom attended Indiana University of Pennsylvania from 2011-13 and went on to graduate from George Mason University with a bachelor of arts in film and video studies.

Krom was born in San Antonio, Texas and was raised in Fairfax, Va.

## PLAYER DEVELOPMENT



**DOUG WILLIAMS**  
**SENIOR VICE PRESIDENT OF  
 PLAYER DEVELOPMENT**  
**25TH NFL SEASON**  
**12TH WITH WASHINGTON**

Doug Williams was named as Washington's Senior Vice President of Player Development on January 9, 2020. In his current role, one of the most celebrated athletes in franchise history now helps lead and guide the efforts of the team's player development department.

"I've had a chance to talk at length with Doug Williams since my arrival and he is ready to take on this new role," said Head Coach Ron Rivera. "We want to create an atmosphere that is all about the players. Doug will be an invaluable asset in player development in making sure that all of our players have the guidance and resources needed to be successful on and off the field."

Williams, a member of the 80 Greatest Redskins and a Redskins Ring of Famer, played with the Redskins from 1986-89 and led Washington to a Super Bowl XXII title, a 42-10 rout of the Denver Broncos. Williams, the first African-American quarterback to play in a Super Bowl, completed 18-of-29 passes for 340 yards with four touchdown passes to earn Super Bowl XXII MVP honors.

Williams is a veteran of 21 NFL seasons, including nine as a player and 12 in scouting/personnel roles. He spent five seasons as Personnel Executive with the Tampa Bay Buccaneers from 2004-08 before being named the team's Director of Pro Personnel for the 2009 season.

Williams joined the Buccaneers' front office in 2004 following a successful tenure as head coach at his alma mater, Grambling State, and one of the most storied playing careers in league and team history. His responsibilities in Tampa included coordinating the scouting and recruiting of all NFL players, while also monitoring NFL transactions and overseeing player tryouts. In addition, he was in charge of Tampa Bay's evaluating efforts of all other professional football leagues, including the Canadian Football League.

Williams, a first-round pick by Tampa Bay in the 1978 NFL Draft (17th overall), led the Buccaneers to the first three playoff appearances in team history. He propelled the team to three winning seasons (10-6 in 1979, 9-7 in 1981 and 5-4 in 1982), the only campaigns in franchise history with a winning record until more than 15 years later, in the 1997 season. Williams, who started 67 career games for the Buccaneers, was a two-time team MVP in 1980 and 1981. He ended his Tampa Bay career in 1982 as the all-time franchise leader in touchdown passes, passing yards, attempts and completions.

In 1986, the Redskins traded for Williams' rights following two seasons with the USFL's Oklahoma Outlaws. In Williams' Super Bowl XXII MVP performance following the 1987 season, he set or tied several Super Bowl passing records, including most TD passes (four), most yards passing (340), longest pass completion (80 yards) and longest TD pass (80 yards).

In six seasons during his first tenure (1998-2003) at Grambling State, Williams brought one of the most storied programs in college football history back to prominence, compiling a 52-18 record as head coach after succeeding the legendary Eddie Robinson, who was at the helm for 57 years from 1941-97 and re-wrote the record books as the winningest coach in the history of college football with 408

career wins.

Williams led the Tigers to three consecutive Southwestern Athletic Conference titles from 2000-02 as they were named National Black College Champions during the same three-year span. He was also named SWAC Coach of the Year in each of those three seasons. Williams was a two-time finalist for The Sports Network Eddie Robinson (Division I-AA) National Coach of the Year. He rejoined the program for three seasons from 2011-13, including earning the SWAC title in his first season back in 2011.

Williams started his college head coaching career at Morehouse College in 1997. He also has previous NFL experience as a scout for the Jacksonville Jaguars in 1995 and as offensive coordinator for the Scottish Claymores of the World League in 1995 and tutoring running backs for Navy in 1994. Williams also excelled on the high school level as head coach and athletic director at Point Coupee H.S. in New Roads, La., in 1991. In 1993, he was head coach at Northeast H.S. in his hometown of Zachary, La., where he guided the team to a 13-1 record and the state semifinals, including a win over Peyton Manning's Isidore Newman squad in the 1993 state quarterfinals.

As Grambling's quarterback from 1974-77, Williams had a spectacular college career as he passed for more than 8,000 yards and 93 touchdowns, leading the Tigers to three Black College National Championships and two SWAC titles. He posted a 35-5 record as a starter and finished fourth in voting for the 1977 Heisman Trophy.

In 2005, Williams and Shack Harris established The Shack Harris & Doug Williams Foundation with the function of providing grants for after-school initiatives, leadership development, mentoring programs and minority higher education assistance for economically disadvantaged youth. In March of 2009, the foundation put on its first annual Washington Football Legends for Charity in Washington, D.C. In 2010, the foundation established the Black College Football Hall of Fame, which will move to its new home in Canton, Ohio in 2018.

After Super Bowl XLII, the NFL honored the 20th anniversary of Williams' Super Bowl XXII victory as Williams was chosen to present the Lombardi Trophy to the New York Giants following their victory over the New England Patriots.

Williams and his wife, Raunda, have eight children: Ashley, Adrian, Carmelela, Doug, Jr., Jasmine, Laura, Lee and Temessia.



## PLAYER DEVELOPMENT

### PLAYER DEVELOPMENT



**MALCOLM BLACKEN**  
SENIOR DIRECTOR OF PLAYER  
DEVELOPMENT

**24TH NFL SEASON**  
**15TH WITH WASHINGTON**

Malcolm Blacken is entering his first season as Senior Director of Player Development after serving seven seasons as Director of Player Development for Washington. Blacken was named to the elevated position on January 9, 2020.

Blacken's hiring served to start his third stint with Washington after having previously served as a strength and conditioning coach for Washington on two occasions (1996-2000 and 2010). In his last season in Washington in 2010, Blacken was responsible for assisting with all aspects of the Redskins' strength and conditioning program.

In his current role, Blacken guides the development and education of Washington players as it pertains to both their personal and professional lives. His guidance covers topics including but not limited to: financial education; healthy and unhealthy relationships; total wellness and mental health; league policies on substance abuse, performance enhancing drugs and personal conduct; social responsibility; social media; decision making; stress and time management; team history and tradition; and the expectations of being a player in the National Football League.

In addition, Blacken works hand-in-hand with Washington's Charitable Foundation and was a principal figure in instituting the team's Rookie Community Club, which annually takes the team's rookies and immediately integrates them into the Washington, D.C. area community through a series of service efforts. He also provides assistance with continuing education and offers guidance for players' academic pursuits.

From 2011-12, Blacken served as Director of Speed, Strength & Conditioning for the University of Colorado. He worked directly with the football program on a day-to-day basis while overseeing the speed, strength and conditioning needs of all 16 of Colorado's varsity programs.

In between his first two stops in Washington, Blacken spent nine years as the Detroit Lions' strength and conditioning coach from 2001-09. Blacken was an assistant strength coach for the University of Virginia's football program in 1995 and worked with all other sports in the Cavaliers' athletic department as well. For three years (1992-94), Blacken served as the head strength and conditioning coach for George Mason University, where he oversaw the program for all of the university's varsity sports.

Blacken began his coaching career at the University of South Carolina in 1990-91 as the football program's assistant strength and conditioning coach.

Blacken graduated from Virginia Tech in 1989 with bachelor's degrees in art and physical education. He was a Hokies running back from 1984-88 and was a four-time letter winner. While at Virginia Tech, Blacken was a two-time winner of the Super Iron Hokie Award (1987-88), which is given yearly to the football program's strongest player at each position.

Off the field, Blacken is an accomplished artist whose paintings have been displayed across the country. Recently, he participated in the 2016 NFLPA Smocks and Jocks art auction in Houston for Super Bowl LI and the 2019 NFLPA

Smocks and Jocks art auction in Atlanta for Super Bowl LIII, with proceeds donated to the retired players fund. More about Blacken's art can be accessed by visiting [ArtByMalcolm.com](http://ArtByMalcolm.com).

Blacken currently resides in Ashburn, Va., with his wife, Marcy. The couple has two children, Maya and Bo.



**EVAN HARRINGTON**  
ASST. DIRECTOR OF  
PLAYER ENGAGEMENT

**2ND NFL SEASON**  
**2ND WITH WASHINGTON**

Evan Harrington is entering his second NFL season with Washington as the assistant to the director of player development in 2020.

Harrington will be responsible for assisting Senior Director of Player Development Malcolm Blacken with a myriad of tasks including helping to guide the development and education of Washington players as it pertains to both their personal and professional lives and assisting the rookie class with acclimating themselves to life in the National Football League.

Harrington was the run game coordinator at Independence Community College in 2018 which will be featured in the 2019 Netflix show *Last Chance U*.

Prior to coaching at Independence, Harrington was the head coach of the Winterthur Warriors in the Swiss Football League from 2016-18 and played running back and linebacker for the Frankfurt Galaxy in 2015 and the Basel Gladiators in 2014. Before playing in Europe, he coached the running backs at Clayton Valley High School in California and was a graduate assistant at the University of Colorado in 2012.

Harrington played one season for the Edmonton Eskimos in the Canadian Football League in 2011 after spending training camp with the San Diego Chargers.

Harrington played at Colorado University from 2010-11. He played linebacker his junior year and transitioned to fullback his senior season. He graduated with a degree in sociology.

Harrington was born and raised in Marlboro, Md.

# **PLAYER BIOS**

---

**ACTIVE ROSTER**

**79**

# PAUL ADAMS

**T****6-6 // 315****1st NFL Season // Missouri****DOB: May 17, 1995 // Christ Presbyterian (Nashville, Tenn.)**

## TRANSACTIONS

Originally signed by the New York Giants as a undrafted free agent on May 2, 2019... Released by the Giants on August 31, 2019... Signed to the Cleveland Browns practice squad on September 2, 2019... Released by the Browns on September 7, 2019... Signed to Washington's practice squad on October 21, 2019... Signed to the Washington active roster on December 30, 2019.

## COLLEGE

Played collegiately at Missouri from 2015-18, appearing in 41 career games for Mizzou as an offensive lineman... In 2018, helped lead a Mizzou's offensive line that ranked ninth nationally (second in the SEC) in fewest tackles for loss allowed (4.08 per game) and 11th nationally (second in the SEC) in fewest sacks allowed (1.08 per game) during the regular season. Part of a the nation's 17th-ranked offense (fourth-best in the SEC), averaging 488.8 yards per game at the end of the regular season ... Graded out at 64.6 on the year according to ProFootballFocus.com.

## PERSONAL

Attended Christ Presbyterian Academy in Nashville, Tenn., where he was awarded with one of the Tennessee Titans' Mr. Football awards after his senior season... Was considered the No. 12 overall recruit in the state of Tennessee by Rivals.com... Finished with 41 tackles and 8.0 tackles for a loss as a senior... Majored in Parks, Recreation and Tourism... Son of Tim and Ashley Adams... Born May 17, 1995.

**93**

# JONATHAN ALLEN

**DT****6-3 // 300****4th NFL Season // Alabama****DOB: Jan. 16, 1995 // Stone Bridge H.S. (Ashburn, Va.)**

## TRANSACTIONS

Originally selected by Washington in the first round (17th overall) of the 2017 NFL Draft.

## PRO

Enters 2020 having appeared in 36 games with 36 starts, accounting for 139 tackles [84 solo] and 15.0 sacks... Started all 15 games in which he appeared in 2019...Decorated Alabama product who was the second Chuck Bednarik Award winner and third Bronko Nagurski Award winner — each awarded by various organizations to the nation's best defensive player — drafted by Washington all-time.

## YEAR-BY-YEAR

### 2019 (WASHINGTON)

Started in all 15 games that he appeared in, totaling a career-high 68 tackles [46 solo]...Added six total sacks, one pass defended and seven tackles for loss...Started at defensive tackle at PHI [9/8]...Was limited due to a knee injury... Returned from his knee injury and recorded three tackles against the Bears [9/23]... Had four tackles and a quarterback hit against the Giants [9/29]... Logged his first sack of the season and five tackles [four solo] in a game vs. NE [10/6]... Logged two sacks, three solo tackles and one pass defended in a win over MIA [10/13]... Recorded seven total tackles vs. SF [10/20]... Posted seven total tackles with three solo and a sack on the road against Minnesota, first back-to-back seven tackle games [10/24]... Recorded his third consecutive game with seven total tackles at BUF [11/3]... Finished with three tackles against the Jets [11/17]... Posted five tackles [three solo] with 0.5 sacks at home vs. DET [11/24]... Logged one tackle, a half sack and one quarterback hit in a victory over CAR [12/1]... Recorded five solo tackles on the road in Green Bay [12/8]... Tallied nine tackles [seven solo], two tackles for loss and one fumble recovery in a contest vs. PHI [12/15]... Logged two tackles [one solo] and one quarterback hit in a contest vs. NYG [12/22]...Started and registered eight tackles [seven solo], including one for a loss and notched one sack at DAL [12/29].

### 2018 (WASHINGTON)

Started all 16 games, totaling 61 tackles [35 solo], 11 tackles for loss and eight sacks... Started all 16 games after he was sidelined the previous year with a Lisfranc injury... Added an assisted tackle and two quarterback hits in win at ARI [9/9]... Posted four tackles [three solo] and two quarterback hits vs. IND [9/16]... Recorded first career multi-sack game and notched five tackles [three solo], three quarterback hits, two tackles for loss and two sacks for loss of 14 yards in a win vs. GB [9/23]... Contributed five assisted tackles at NO [10/8]... Notched one solo tackle in a win vs. CAR [10/14]... Finished with two tackles [one solo] and one sack for a loss of eight yards in a win vs. DAL [10/21]... Tallied three tackles [one solo] and one sack for a loss of nine yards in a win at NYG [10/28]... Contributed three solo tackles vs. ATL [11/4]... Added three solo tackles and a quarterback hit in a win at TB [11/11]... Notched four tackles [three solo] and one tackle for loss vs. HOU [11/18]... Tallied 10 tackles [five solo] and a sack at DAL [11/22]... Assisted on two tackles at PHI [12/3]... Notched three tackles [one solo] vs. NYG [12/9]...Recorded two sacks and five tackles [four solo] at JAX [12/16]...Registered four tackles [three solo] and one sack for a loss of eight yards at TEN [12/22]... Tallied six tackles [four solo] vs. PHI [12/30].

### 2017 (WASHINGTON)

Started all five games in which he played, tallying 10 tackles (three solo) and a sack... Made NFL debut vs. PHI [9/10], starting the contest and recording four tackles (three solo)... Added an assisted tackle in a win at LAR [9/17]... Notched the first two half-sacks of his career in a win vs. OAK [9/24]... Contributed three assisted tackles at KC [10/2]... Hit quarterbacks twice in a win vs. SF [10/15]... Placed on Reserve/Injured list in Week 7 with a Lisfranc injury.

## COLLEGE

Played collegiately at Alabama from 2013-16, appearing in 57 career games. Recorded 154 career tackles (78 solo), 45.0 tackles for loss, 28.5 sacks, seven pass breakups and three forced fumbles... His 28.5 career sacks rank second in Alabama history, trailing only College and Pro Football Hall of Famer Derrick Thomas... As a senior and team captain in 2016, played in all 15 games, contributing 69 tackles (33 solo), 16.0 tackles for loss, 10.5 sacks and also contributed two touchdowns on fumble returns. Was a unanimous first-team All-American selection and earned the Bronko Nagurski Trophy, Chuck Bednarik Award and Ted Hendricks Award while helping lead the Crimson Tide to a berth in the national championship... Appeared in all 15 games of Alabama's national championship campaign in 2015, compiling 36 tackles (19 solo), 14.5 tackles for loss and 12.0 sacks. Earned first-team All-SEC selections from the Associated Press and the conference's coaches... Earned first-team All-SEC honors as a sophomore in 2014 after recording 33 tackles (16 solo), 11.5 tackles for loss and 5.5 sacks in 14 games... Appeared in 13 games and contributed 16 tackles (10 solo) and 3.0 tackles for loss as a freshman.

## PERSONAL

Attended Stone Bridge H.S. in Ashburn, Va., approximately five miles away from Washington team headquarters... Posted 119 tackles with nine sacks, six fumble recoveries, eight pass breakups, six blocked kicks and had seven pass breakups as a senior in 2012... Earned 2012 Gatorade Virginia Football Player of the Year and garnered first-team Parade All-American and second-team **USA Today** All-American honors... Selected to the U.S. Army All-American Bowl... Was a consensus five-star recruit from recruiting services... Totaled 102 stops with 15 sacks and seven blocked kicks as a junior... Posted 87 tackles, 20 sacks and eight forced fumbles as a sophomore in 2010... Finished prep career as a two-time first-team all-state performer in Virginia and as a two-time Washington Post All-Metro selection. Earned 2012 Washington Post All-Met Player of the Year honors on defense, while fellow future Washington cornerback Kendall Fuller earned the honor on offense... Former resident of Leesburg, Va., who attended Washington training camp in Ashburn as a fan in 2010... Majored in financial planning and consumer affairs... Son of Richard Allen... Born Jan. 16, 1995.

## YEAR-BY-YEAR STATS

## DEFENSE

| Year          | Team | G         | GS        | Tack       | Solo      | Sack        | PD       | FF       | FR       |
|---------------|------|-----------|-----------|------------|-----------|-------------|----------|----------|----------|
| 2017          | Was  | 5         | 5         | 10         | 3         | 1.0         | 0        | 0        | 0        |
| 2018          | Was  | 16        | 16        | 61         | 35        | 8.0         | 0        | 0        | 0        |
| 2019          | Was  | 15        | 15        | 68         | 46        | 6.0         | 1        | 0        | 1        |
| <b>Career</b> |      | <b>36</b> | <b>36</b> | <b>139</b> | <b>84</b> | <b>15.0</b> | <b>1</b> | <b>0</b> | <b>1</b> |

\*Tackle stats according to STATS, LLC

## CAREER HIGHS

## SINGLE-GAME

**Total Tackles:** 10, at Dallas (11/22/18)  
**Solo Tackles:** 5, at Dallas (11/22/18)  
**Sacks:** 2, twice, last at Jacksonville (12/16/18)

**8**

# KYLE ALLEN

**QB****6-3 // 210****3rd NFL Season // Houston****DOB: March 8, 1996 // Desert Mountain H.S. (Scottsdale, Ariz.)**

## TRANSACTIONS

Originally signed as an undrafted rookie free agent by the Carolina Panthers on May 10, 2018... Released by the Panthers on September 1, 2018... Signed to the Panthers practice squad on September 2, 2018... Released from the Panthers practice squad on September 10, 2018... Signed to the Panthers practice squad on October 30, 2018... Signed to the Panthers active roster on December 20, 2018... Re-signed to the Panthers on March 10, 2020... Traded to Washington on March 23, 2020.

## PRO

Enters 2020 having previously appeared in 15 games [13 starts]. Completed 323-of-520 passes for 3,588 yards with 19 touchdowns and 16 interceptions for a passer rating of 82.0 in his first two NFL seasons with Carolina.

## YEAR-BY-YEAR

### 2019 (PANTHERS)

Started in 12 of 13 games of the season and completed 303-of-489 passes for 3,322 yards with 17 touchdowns and 16 interceptions for an 80.0 passer rating.... Threw for 19-of-26 passes for 261 yards with a career-high four touchdowns for a 144.4 passer rating in win at ARI [9/22]... Threw for 232 yards, completing 24-of-34 passes for an 89.3 passer rating in a win at HOU [9/29]... Finished with 17 completions for 181 yards with one touchdown for a passer rating of 85.6 in a win vs. JAX [10/06]... Connected on 20-of-32 passes for 227 yards with two touchdowns for a 104.6 passer rating in a win at TB [10/13]... Finished with 19 completions for 158 yards at SF [10/27]... Completed 17-of-32 pass attempts for 232 yards and two touchdowns and one interception for a passer rating of 84.4 in a win vs. TEN [11/03]... Completed 28-of-43 pass attempts for 307 yards and one touchdown and one interception for a passer rating of 84.2 at GB [11/10]... Finished with 31 completions for 325 yards vs. ATL [11/17]... 23-of-36 pass attempts for 256 yards and three touchdowns for a passer rating of 112.7 at NO [11/24]... Completed 27-of-46 pass attempts for 278 yards, two touchdowns and one interception and finished with a passer rating of 81.6 and rushed for 22 yards and one touchdown vs. WAS [12/01]... Completed 28-of-41 pass attempts for 293 yards with one touchdown and two interceptions and rushed for 24 yards and one touchdown at ATL [12/08]... Finished with 25 completions for 277 yards one touchdown vs. SEA [12/15]... Finished with 25 completions for 295 yards and one interception with a 72.7 passer rating vs. NO [12/29].

### 2018 (PANTHERS)

Spent time on Carolina's practice squad before being signed to the active roster on Dec. 20... Played in first career game, completing 4-of-4 passes for 38 yards against ATL [12/22]... Notched first career start in a win at NO [12/30], becoming the seventh rookie quarterback with a start in Panthers history as he threw for 228 yards and two touchdowns for a 111.3 rating.

## COLLEGE

Played in five games with three starts for Houston in 2017... Threw for 751 yards with four touchdowns in only season with Houston in 2017...Broke the Houston single-game completion percentage record at 93.9 on 31-33 passing in win over Rice [9/16/17]...Redshirted the 2016 season after transferring from Texas A&M...Spent the 2014 and 2015 seasons at Texas A&M...Led Texas A&M in sophomore season in passing and total offense, completing 160-of-283 passes for 2,210 yards and 17 touchdowns against seven interceptions, becoming the eighth quarterback in Texas A&M history to pass for 2,000 yards and 15 touchdowns in a season...Threw for 1,322 yards and 16 touchdowns as a freshman against seven interceptions on 118-of-192 passing...Closed the year with MVP honors in an Autozone Liberty Bowl win over West Virginia, throwing for 294 yards and four touchdowns.

## PERSONAL

Attended Desert Mountain H.S. in Scottsdale, Ariz... Rated the nation's top quarterback in 2014 by ESPN, Rivals, Scout and 247Sports after throwing for more than 8,000 yards and 86 touchdowns over his high school career... 2014 US Army All-American... Born March 8, 1996.

## CAREER HIGHS

### SINGLE-GAME

|                          |                              |
|--------------------------|------------------------------|
| <b>Pass Attempts:</b>    | 50 vs. Atlanta [11/17/19]    |
| <b>Pass Completions:</b> | 31 vs. Atlanta [11/17/19]    |
| <b>Yards Passing:</b>    | 325 vs. Atlanta [11/17/19]   |
| <b>Passing TD:</b>       | 4 at Arizona [9/22/19]       |
| <b>Long Pass:</b>        | 53 at New Orleans [12/30/18] |

## YEAR-BY-YEAR STATS

**PASSING**

| Year          | Team | G         | GS        | Att        | Comp       | Pct         | Yds          | Yd/A       | TD        | Int       | Lg         | Rate        |
|---------------|------|-----------|-----------|------------|------------|-------------|--------------|------------|-----------|-----------|------------|-------------|
| 2018          | Car  | 2         | 1         | 31         | 20         | 64.5        | 266          | 8.6        | 2         | 0         | 53t        | 113.1       |
| 2019          | Car  | 13        | 12        | 489        | 303        | 62.0        | 3,322        | 6.8        | 17        | 16        | 52t        | 80.0        |
| <b>Career</b> |      | <b>15</b> | <b>13</b> | <b>520</b> | <b>323</b> | <b>62.1</b> | <b>3,588</b> | <b>6.9</b> | <b>19</b> | <b>16</b> | <b>53t</b> | <b>82.0</b> |

**RUSHING**

| Year          | Team | Att       | Yards      | Yd/A       | Lg         | TD       |
|---------------|------|-----------|------------|------------|------------|----------|
| 2018          | Car  | 5         | 19         | 3.8        | 10         | 1        |
| 2019          | Car  | 32        | 106        | 3.3        | 17t        | 2        |
| <b>Career</b> |      | <b>37</b> | <b>125</b> | <b>3.4</b> | <b>17t</b> | <b>3</b> |

**52**

# RYAN ANDERSON

**LB****6-2 // 255****4th NFL Season // Alabama****DOB: Aug. 12, 1994 // Daphne (Ala.) H.S.**

## TRANSACTIONS

Originally selected by Washington in the second round (49th overall) of the 2017 NFL Draft.

## PRO

Enters 2020 having appeared in 43 contests from 2017-19... Compiled 71 tackles [45 solo] with 6.0 sacks, 15 quarterback hits and six tackles for loss.

## YEAR-BY-YEAR

### 2019 [WASHINGTON]

Appeared in all 16 games with four starts and recorded career-highs in tackles [43], solo tackles [29], sacks [4.0] and tackles for loss [4]... Registered five forced fumbles, which was tied with Khalil Mack for the fourth-most in 2019... Made his season debut at PHI [9/8]... Tallied three tackles with two solo against the Cowboys [9/15]... Posted two tackles against both the Bears [9/23] and the Giants [9/29]... Recorded one solo tackle and one quarterback hit in a game vs. NE [10/6]... Notched two tackles [one solo] and one quarterback hit in a victory over MIA [10/13]... Had three total tackles and a pass defended vs. SF [10/20]... Assisted on a pair of tackles and earned his first career fumble recovery vs. MIN [10/24]... Recorded two total tackles and one tackle for loss at BUF [11/3]... Posted two tackles and forced his first career fumble at home vs. NYJ [11/17]... Had a season high six tackles and his first sacks of the year against the Lions [11/24]... Recorded six tackles [two solo], one quarterback hit and one tackle for loss in a victory over CAR [12/1]... Had two solo tackles with a sack, as well as forcing and recovering his second fumble of the season vs. GB [12/8]... Logged five tackles [four solo], two sacks, two quarterback hits, three forced fumbles and one tackle for loss in a contest vs. PHI [12/15]... Recorded one solo tackle and one quarterback hit in a matchup vs. NYG [12/22]... Started and recorded four solo tackles at DAL [12/29].

### 2018 [WASHINGTON]

Appeared in 13 games, tallying 14 total tackles [five solo] and two sacks... Recorded his first multi-sack season of his career... Recorded first career sack for a loss of four yards, a tackle for loss and one quarterback hit. Contributed on defense, special teams, offense and played fullback on Adrian Peterson's 100th career rushing touchdown in win at ARI [9/9]... Appeared on defense and special teams vs. IND [9/16]... Assisted on a tackle and contributed on defense, special teams and offense and appeared at fullback on both of Adrian Peterson's touchdowns in a win vs. GB [9/23]... Notched two tackles [one solo] on defense, one assisted tackle on special teams and contributed on offense at NO [10/8]... Contributed on offense, defense and special teams and added one assisted tackle on defense in a win vs. CAR [10/14]... Notched one solo tackle, one assisted tackle on special teams, one sack and two quarterback hits in a win vs. DAL [10/21]... Added one assisted tackle in a win at NYG [10/28]... Contributed one solo tackle vs. ATL [11/4]... Added one special teams tackle in a win at TB [11/11]... Assisted on four tackles vs. HOU [11/18]... Notched one special teams tackle at DAL [11/22]... Added one solo tackle at PHI [12/3]... Inactive weeks 14-15... Assisted on a tackle at TEN [12/22]... Inactive week 17 vs. PHI [12/30].

### 2017 [WASHINGTON]

Appeared in 14 games, compiling 14 tackles [11 solo] as a

rookie... Made NFL debut vs. PHI [9/10]... Contributed on defense and special teams in a win at LAR [9/17]... Recorded two solo tackles [one for loss] in a win vs. OAK [9/24]... Played on defense and special teams at KC [10/2]... Contributed on defense and special teams in a win vs. SF [10/15]... Played on defense and special teams at PHI [10/23] and vs. DAL [10/29]... Contributed on all three sides of the ball in a win at SEA [11/5]. In addition to registering an assisted tackle, appeared at fullback on both of the team's rushing touchdowns... Contributed again on all three sides of the ball vs. MIN [11/12], making one tackle... Added a solo tackle at NO [11/19]... Recorded a solo tackle in a Thanksgiving night win vs. NYG [11/23]... Assisted on a tackle at DAL [11/30]... Tallied a career-high five tackles [all solo] at LAC [12/10]... Recorded three solo tackles prior to exiting with a knee injury in a win vs. ARI [12/17]... Inactive vs. DEN [12/24] and at NYG [12/31].

## COLLEGE

Played collegiately at Alabama from 2013-16, recording 128 tackles [64 solo], 40.0 tackles for loss, 19.5 sacks, six forced fumbles and one interception (which he returned 26 yards for a touchdown) in 57 career games... As a senior, earned first-team All-SEC honors from the Associated Press after registering 61 total tackles, a team-high 19.0 tackles for loss, 9.0 sacks, four forced fumbles, three fumble recoveries and three pass breakups... Helped the Crimson Tide to a national championship in 2015, notching 37 total tackles, 11.5 tackles for loss, 6.0 sacks, two forced fumbles and two fumble recoveries... Played in all 14 games as a sophomore in 2014, recording 25 tackles, including 8.0 tackles for loss, 3.0 sacks and a fumble recovery... Added 1.5 sacks in 13 games played as a redshirt freshman in 2013... Redshirted in 2012.

## PERSONAL

Attended Daphne (Ala.) H.S., where he garnered all-state honors from the Alabama Sports Writers Association after a 105-tackle, 12-sack senior season in 2011... Posted 75 stops and 14.5 sacks as a junior, helping Daphne win the state championship... Was a member of the Alabama Sports Writers Association's Super 12... Rated as a four-star recruit by ESPN, Scout.com and Rivals.com. Listed by Rivals as the sixth-best outside linebacker in his recruiting class... In 2017, guided students from Dreams for Kids DC through football drills and visited Finance Park for an in-person financial literacy simulation with eighth grade students from Thomas Pullen Performing Arts Academy... Second cousin of NFL defensive lineman Wallace Gilberry... Son of Kim Johnson... Born Aug. 12, 1994.

## YEAR-BY-YEAR STATS

## DEFENSE

| Year          | Team | G         | GS       | Tack      | Solo      | Sack       | INT      | PD       |
|---------------|------|-----------|----------|-----------|-----------|------------|----------|----------|
| 2017          | Was  | 14        | 0        | 14        | 11        | 0.0        | 0        | 0        |
| 2018          | Was  | 13        | 0        | 14        | 5         | 2.0        | 0        | 0        |
| 2019          | Was  | 16        | 4        | 43        | 29        | 4.0        | 0        | 1        |
| <b>Career</b> |      | <b>43</b> | <b>4</b> | <b>71</b> | <b>45</b> | <b>6.0</b> | <b>0</b> | <b>1</b> |

## ADDITIONAL

FF-FR: 5-2 in 2019

\*Tackle stats according to STATS, LLC

## CAREER HIGHS

## SINGLE-GAME

**Total Tackles:** 6, twice, last at Carolina [12/01/19]  
**Solo Tackles:** 6, vs. Detroit [11/24/19]  
**Sacks:** 2, vs. Philadelphia [12/15/19]

**30**

# TROY APKE

**S****6-1 // 205**  
**3rd NFL Season // Penn State****DOB: April 11, 1995 // Mt. Lebanon H.S. (Pittsburgh, Pa.)**

## TRANSACTIONS

Originally selected by Washington in the fourth round (109th overall) of the 2018 NFL Draft.

## PRO

Enters 2020 having appeared in 17 contests from 2018-19... Compiled 15 tackles [13 solo] with one interception, two passes defended and two tackles for loss.

## YEAR-BY-YEAR

### 2019 [WASHINGTON]

Saw action in 15 games with two starts and recorded 15 tackles [13 solo] and notched first career interception along with two passes defended... Appeared on special teams and tallied his first career tackle at PHI [9/8]... Recorded his first solo tackle of the season on special teams vs Dallas [9/15]... Appeared on special teams versus the Bears [9/23] and the Giants [9/29]... Played on special teams vs. NE [10/6]... Appeared one special teams tackle in a win over MIA [10/13]... Recorded his first career interception and first career pass defended, as well as a single-game career-high six total tackles vs. SF [10/20]... Earned his first career start and posted three solo tackles and first career tackle for loss vs. the Vikings [10/24]... Started at BUF [11/3] and recorded six total tackles and one tackle for loss... Returned to his backup role and appeared on both defense and special teams, recorded two tackles on kickoff against the Jets [11/17]... Played on special teams and defense vs. DET [11/24]... Saw game action on five percent of defensive snaps and 79 percent on special teams and recorded one special teams tackle... Played on special teams on the road against the Packers [12/8]... Saw game action in a contest vs. PHI [12/15]... Raked one pass defended and one special team tackle in a matchup vs. NYG [12/22]... Inactive at DAL [12/29].

### 2018 [WASHINGTON]

Appeared in two games during his rookie season... Made NFL debut and contributed on special teams with one solo tackle in a win at ARI [9/9]... Inactive in Weeks 2-7... Contributed on special teams in a win at NYG [10/28]... Placed on Reserve/Injured list with a leg injury on Oct. 29.

## COLLEGE

Played collegiately at Penn State from 2014-17, appearing in 44 career games and compiling 111 tackles [63 solo], six pass breakups, 3.0 tackles for loss, two interceptions and a forced fumble... Appeared in 14 games with 13 starts as a senior, collecting 55 tackles [36 solo], five pass breakups and an interception en route to honorable mention All-Big Ten honors... Appeared in 14 games as a junior, recording 28 tackles [11 solo] and an interception... As a sophomore in 2015, played in 13 games and was a key contributor on special teams in addition to posting 26 tackles [14 solo] and a pass breakup on defense... Played in six games as a freshman, participating on all special teams units.

## PERSONAL

Attended Mt. Lebanon H.S. in Pittsburgh, where he was a three-year letterman and earned first-team Class AAAA all-state and All-Southeastern Conference honors as a wide receiver before transitioning to safety at the start of his col-

lege career... Recorded 40 catches for 728 yards and seven receiving touchdowns as a senior... Garnered second-team Class AAAA all-state, first-team all-conference and Pittsburgh Post-Gazette South Fab 22 honors as a junior after setting school records for receiving yards (1,048) and receiving touchdowns (13) in a season on just 45 catches... Was a standout for the track and field team and lettered once in basketball... Won the WPIAL 100-meter title as a senior (10.81) and finished fifth at the 2014 PIAA Class AAAA Track and Field Championships... Helped the 4x100 relay team advance to the state championships as a junior and senior. Named MVP of the NFLPA Collegiate Bowl after posting seven tackles, forcing a fumble and grabbing an interception... Ran the fourth-fastest 40-yard dash at the 2018 NFL Scouting Combine, only two-hundredths of a second off of times run by Parry Nickerson, Denzel Ward and Donte Jackson... Majored in criminology... Son of Steven and Susan Apke. His father and mother both attended the University of Pittsburgh and competed in football and track and field, respectively... Last name pronounced "app-KEY"... Born April 11, 1995.

## YEAR-BY-YEAR STATS

### DEFENSE

| Year          | Team | G         | GS       | Tack      | Solo      | Sack       | INT      | PD       |
|---------------|------|-----------|----------|-----------|-----------|------------|----------|----------|
| 2018          | Was  | 2         | 0        | 1         | 1         | 0.0        | 0        | 0        |
| 2019          | Was  | 15        | 2        | 15        | 13        | 0.0        | 1        | 2        |
| <b>Career</b> |      | <b>17</b> | <b>2</b> | <b>15</b> | <b>13</b> | <b>0.0</b> | <b>1</b> | <b>2</b> |

\*Tackle stats according to STATS, LLC

# PEYTON BARBER

25



RB

5-11 // 225

5th NFL Season // Auburn

DOB: Feb. 27, 1994 // Milton H.S. (Alpharetta, Ga.)

## TRANSACTIONS

Originally signed by the Tampa Bay Buccaneers as a college free agent on May 2, 2016... Released by Tampa Bay on September 9, 2016... Signed to Tampa Bay's practice squad on September 4, 2016... Signed to Tampa Bay's active roster on September 8, 2016... Re-signed with Tampa Bay on March 19, 2018... Re-signed with Tampa Bay on March 15, 2019... Signed with Washington as an unrestricted free agent on March 24, 2020.

## PRO

Enters 2020 having previously appeared in 63 career games with 28 starts with Tampa Bay... In first four years (2016-19), rushed 551 times for 1,987 yards with 15 rushing touchdowns and caught 57 passes for 349 yards with two receiving touchdowns.

## YEAR-BY-YEAR

### 2019 (BUCCANEERS)

Appeared in 16 games with seven starts... Rushed eight times for 33 yards and caught two passes for 12 yards vs. SF [09/08]... Totaled 89 yards of offense, rushing 23 times for 82 yards and catching one pass for 7 yards and one rushing touchdown in a win at CAR [09/12]... Rushed 13 times for 48 yards and caught two passes for 7 yards vs. NYG [09/22]... Had 19 rushing yards and a touchdown on 19 carries in a win at LAR [09/29]... Rushed eight times for 32 yards and one touchdown at NO [10/06]... Had 28 rushing yards on eight carries vs. CAR [10/13]... Had 20 rushing yards on 10 carries and once reception for eight yards at TEN [10/27]... Had 15 rushing yards on four carries at SEA [11/03]... Rushed 11 times for 43 yards and one touchdown and caught one pass for four yards in a win vs. ARI [11/10]... Recorded two catches for 11 yards and one touchdown vs. NO [11/17]... Rushed for 32 yards on 11 carries in a win at ATL [11/24]... Had 17 carries for 44 yards and two touchdowns in a win at JAX [12/01]... Rushed 11 times for 34 yards and caught two passes for 19 yards in a win vs. IND [12/08]... Had 17 rushing yards on 10 carries caught two passes for 23 yards in a win at DET [12/15]... Rushed five times for 13 yards vs. HOU [12/21]... Had 10 rushing yards on six carries and two catches for 25 yards vs. ATL [12/29].

### 2018 (BUCCANEERS)

Appeared in and started all 16 games... Led the team in rushing, with 871 yards on the season, the third-most by an undrafted player in a season in team history. His five rushing touchdowns are also the most on the team and tie for the third most in a season by an undrafted Buccaneers player... Contributed on offense and special teams in a win at NO [09/09]... Had eight carries for 33 yards on Monday Night Football vs. PIT [09/24]... Rushed seven times for 24 yards at CHI [09/30]... Totaled 106 yards of offense, rushing 13 times for 82 yards and catching four passes for 24 yards and his first career touchdown reception at ATL [10/14]... Rushed for 30 yards in an overtime win vs. CLE [10/21]... Had 85 rushing yards and a touchdown on 19 carries at CIN [10/28]... Had 31 rushing yards at CAR [11/04]... Rushed for 61 yards on 13 carries vs. WAS [11/11]... Notched a career-high 106 rushing yards on 18 carries and a touchdown at NYG [11/18], his second career 100-yard rushing game... Rushed 18 times for 47 yards and one touchdown and two catches for 16 yards

vs. SF [11/25]... Rushed for 45 yards and a touchdown vs. CAR [12/02], marking his third consecutive game with a rushing touchdown, the longest streak by a Buccaneers player since 2015 (Doug Martin)... Had 14 carries for 42 yards vs. NO [12/09]... Rushed 19 times for 85 yards and a touchdown at BAL [12/16]... Rushed for 43 yards and added 13 receiving yards at DAL [12/23]... Rushed 15 times for 66 yards vs. Atlanta [12/30].

### 2017 (BUCCANEERS)

Played in all 16 games with four starts, rushing 108 times for 423 yards and three touchdowns and catching 16 passes for 114 yards... Rushed 10 times for 47 yards vs. CHI [09/17]... Saw action on special teams at MIN [09/24]... Rushed twice in a win vs. NYG [10/01]... Played 18 special teams snaps on Thursday Night Football vs. New England [10/05]... Played 19 snaps on special teams at Arizona [10/15]... Recorded a special teams tackle at BUF [10/22]... Had a special teams tackle on kickoff coverage vs. CAR [10/29]... Rushed 11 times for 34 yards and caught two passes for 20 yards at NO [11/05]... Had a special teams tackle against the NYJ [11/12]... Had two catches for 11 yards in a win at MIA [11/19]... Had two rushing touchdowns at ATL [11/26], his first career multi-touchdown game. He is the first Buccaneers player to record multiple rushing touchdowns in the same game since 2015 (Doug Martin, two vs. Jacksonville, 10/11/15)... Totaled 143 yards [102 rushing, 41 receiving] from scrimmage at GB [12/3], becoming the first Buccaneers player to rush for 100 yards this season (last: Jacquizz Rodgers, 154 yards at San Francisco, 10/23/16). Barber is the first player to lead the team in rushing and receiving in the same game since 2014 (Bobby Rainey, at Atlanta, 9/18/14)... Totaled 58 rushing yards on 12 carries and caught a five-yard pass vs. DET [12/10]... Started on Monday Night Football, rushing 13 times for 53 yards and caught three passes for 15 yards vs. ATL [12/18]... Rushed 13 times for 51 yards, including a season-long 34-yard rush, while also catching two passes for four yards at CAR [12/24]... Started in win vs. NO [12/31], rushing 17 times for 71 yards and a touchdown and catching two passes for 18 yards.

### 2016 (BUCCANEERS)

On the season, rushed 55 times for 223 yards with one touchdown, adding five catches for 28 yards... Made NFL debut at ATL [9/11]... Inactive at ARI [9/18]... Played 13 snaps on special teams vs. LAR [09/25]... Played 19 snaps on special teams vs. DEN [10/02]... Saw first career snaps on offense and rushed three times for six yards at CAR [10/10]... Rushed 12 times for 84 yards, including a 44-yard touchdown run to seal a 34-17 victory at SF [10/23]... Had one carry vs. DAK [10/30]... Made first career start on Thursday Night Football vs. ATL [11/03], rushing 11 times for 31 yards and catching four passes for 24 yards... Rushed 12 times for 38 yards vs. CHI [11/13]... Rushed four times for 22 yards in a win at KC [11/20]... Had five carries for 16 carries and one catch for four yards in a win vs. SEA [11/27]... Had two carries for six yards in a win at SD [12/04]... Saw 14 snaps on special teams and one snap on offense in a win vs. NO [12/11]... Recorded an assisted special teams tackle on kickoff coverage at DAL [12/18]... Played 16 special teams snaps at NO [12/24]... Rushed five times for 19 yards in a win vs. CAR [1/1/17].

## COLLEGE

Played collegiately at Auburn, started 13-of-19 games played from 2013-15, totaling 1,071 yards on 248 carries and

13 touchdowns... Named to the SEC Academic Honor Roll and received Academic Top Tiger honors.

### PERSONAL

Attended Milton High School in Alpharetta, Ga., where he ranked as the No. 48 prospect and No. 32 running back in the state of Georgia by 247Sports... Majored in interdisciplinary studies... Son of Ken and Lori Barber... Born Peyton Barber on February 27, 1994.

### YEAR-BY-YEAR STATS

#### RUSHING

| Year          | Team | GP        | GS        | Att        | Yds         | Avg        | Lg         | TD        |
|---------------|------|-----------|-----------|------------|-------------|------------|------------|-----------|
| 2016          | TB   | 15        | 1         | 55         | 223         | 4.1        | 44t        | 1         |
| 2017          | TB   | 16        | 4         | 108        | 423         | 3.9        | 34         | 3         |
| 2018          | TB   | 16        | 16        | 234        | 871         | 3.7        | 28         | 5         |
| 2019          | TB   | 16        | 7         | 154        | 470         | 3.1        | 17         | 6         |
| <b>Career</b> |      | <b>63</b> | <b>28</b> | <b>551</b> | <b>1987</b> | <b>3.6</b> | <b>44t</b> | <b>15</b> |

#### RECEIVING

| Year          | Team | GP        | GS        | Rec       | Yds        | Avg        | Lg        | TD       |
|---------------|------|-----------|-----------|-----------|------------|------------|-----------|----------|
| 2016          | TB   | 15        | 1         | 5         | 28         | 5.6        | 11        | 0        |
| 2017          | TB   | 16        | 4         | 16        | 114        | 7.1        | 34        | 0        |
| 2018          | TB   | 16        | 16        | 20        | 92         | 4.6        | 10        | 1        |
| 2019          | TB   | 16        | 7         | 16        | 115        | 7.2        | 16        | 1        |
| <b>Career</b> |      | <b>63</b> | <b>28</b> | <b>57</b> | <b>349</b> | <b>6.1</b> | <b>34</b> | <b>2</b> |

#### ADDITIONAL

Fumbles-Lost: 2-1 in 2017, 1-1 in 2018, 1-1 in 2019

### CAREER HIGHS

#### SINGLE-GAME

|                          |   |
|--------------------------|---|
| <b>Attempts:</b>         | 23, two times, last at Carolina (09/12/19)    |
| <b>Rushing Yards:</b>    | 106, at N.Y. Giants (11/18/18)                |
| <b>Long (Rushing):</b>   | 44t, at San Francisco (10/23/16)              |
| <b>Rushing TD:</b>       | 2, two times, last at Jacksonville (12/01/19) |
| <b>Receptions:</b>       | 4, three times, last at Atlanta (10/14/18)    |
| <b>Receiving Yards:</b>  | 41, at Green Bay (12/03/17)                   |
| <b>Long (Receiving):</b> | 34, at Green Bay (12/03/17)                   |
| <b>Receiving TD:</b>     | 1, two times, last vs. New Orleans (11/17/19) |

\* All listed career highs for regular season only

# MARCUS BAUGH

85



TE

6-4 // 245

3rd NFL Season // Ohio State

*DOB: Dec. 9, 1994 // John W. North H.S. (Riverside, Calif.)*

## TRANSACTIONS

Originally signed as an undrafted free agent with the Oakland Raiders on May 4, 2018... Waived by Oakland on September 1, 2018... Signed as a free agent with the Carolina Panthers on April 20, 2019... Waived by Carolina on February 21, 2020... Signed by Washington on March 3, 2020.

## COLLEGE

Played four seasons at Ohio State, totaling 52 receptions, 573 receiving yards and seven receiving touchdowns in his final two seasons... Posted 28 catches for 304 yards and five touchdowns in his final season in 2017 as he earned All-Big 10 Honorable Mention honors... Also earned All-Big 10 Honorable Mention accolades in 2016 as he posted 24 catches for 269 yards and two touchdowns.

## PERSONAL

Attended John W. North High School in Riverside, California... Caught a combined 68 passes for 1,138 yards and 10 touchdowns as a junior and senior... Was a consensus four-star prospect (ESPN, Scout, Rivals, 247Sports) as a senior and a Top 150 player overall, including a No. 73 ranking on the final Scout 100, a No. 102 ranking on the ESPN 150 and a 148 ranking on the final Rivals 250... Considered among the Top 3 tight end prospects in his recruiting class (Scout and 247Sports)... played in the 2013 Under Armour All-American game... Born Dec. 9, 1994.

**92**

# RYAN BEE

**DE****6-7 // 280**  
**2nd // Marshall****DOB: Nov. 12, 1995 // Hillsdale H.S. [Ashland, Ohio]**

## TRANSACTIONS

Originally entered the NFL with Washington as a college free agent on April 30, 2019... Waived by Washington on August 21, 2019... Signed to Washington's practice squad on September 1, 2019... Signed to Washington's active roster on November 22, 2019... Waived by Washington on November 26, 2019... Signed to Washington's practice squad on November 28, 2019... Signed to a reserve/future contract on December 30, 2019.

## YEAR-BY-YEAR

### 2019 [WASHINGTON]

Promoted to the active roster on November 22, 2019, where he played in his first career game and made one assisted tackle in a win vs. DET [11/24].

## COLLEGE

Played collegiately at Marshall from 2014-18, appearing in 44 career games. Tallied 200 career tackles (56 solo), 29.5 tackles for loss, 18.0 sacks, seven pass defended, two forced fumbles, four fumble recoveries and two blocked kicks. Finished senior season with 36 tackles (13 solo), 7.0 tackles for loss and 4.0 sacks. Recorded two passes defended and two forced fumbles... Earned Conference USA first team honors... Second team selection for the Conference USA all-conference team in 2017 as a redshirt junior... Finished season with 51 tackles, 7.5 tackles for loss, one pass defended, one blocked kick and 10 quarterback hurries. Led team in sacks (5.5) and recorded a season-high 10 tackles, 2.0 sacks and 2.0 tackles for a loss vs. Kent State... Played in 11 games with 10 starts as a redshirt sophomore. Tallied 54 tackles (14 solo), 6.5 tackles for a loss and 4.5 sacks, two pass defended and a forced fumble. Registered a season-high four tackles in four different games. Ranked second on the team in sacks... Played in 12 games as a redshirt freshman, starting the final eight contests. Recorded 59 tackles (15 solo), with 8.5 tackles for loss, 4 sacks, two pass breakups, three fumble recoveries and 12 quarterback hurries. Recorded 12 tackles against Old Dominion in 2016. Named to Conference USA All-Freshman Team.

## PERSONAL

Attended Hillsdale H.S. in Ashland, Ohio, where he was the team captain for the football and basketball teams... Tallied 154 tackles, 33 tackles for loss and 26 sacks along with 20 catches for 250 yards and eight touchdowns from 2012-13... Associated Press 2013 All-Ohio Division VI first team selection... Son of Joanna Killey and Jeff Bee... Born Nov. 12, 1995.

## YEAR-BY-YEAR STATS

### DEFENSE

| Year          | Team | G        | GS       | Tack     | Solo     | Sack     | INT      | PD       |
|---------------|------|----------|----------|----------|----------|----------|----------|----------|
| 2019          | Was  | 1        | 0        | 1        | 0        | 0        | 0        | 0        |
| <b>Career</b> |      | <b>1</b> | <b>0</b> | <b>1</b> | <b>0</b> | <b>0</b> | <b>0</b> | <b>0</b> |

\*Tackle stats according to STATS, LLC

**53****JON BOSTIC****LB****6-1 // 245****8th NFL Season // Florida****DOB: May 5, 1991 // Palm Beach Central H.S. (Wellington, Fla.)****TRANSACTIONS**

Originally selected by the Chicago Bears in the second round (50th overall) of the 2013 NFL Draft... Traded to the New England Patriots on September 29, 2015... Traded to the Detroit Lions on May 9, 2016... Signed with the Indianapolis Colts as an unrestricted free agent on April 20, 2017... Signed with the Pittsburgh Steelers as an unrestricted free agent on March 18, 2018... Released by the Steelers on April 27, 2019... Signed with Washington on May 22, 2019.

**PRO**

Enters 2020 having appeared in 86 career games (62 starts)... Compiled 415 total tackles (260 solo), 23 tackles for loss, 12 passes defended, 6.5 sacks, two fumble recoveries and two interceptions in his first seven seasons from 2013-19.

**YEAR-BY-YEAR****2019 (WASHINGTON)**

Started in all 16 games at linebacker and finished with a single-season high 105 tackles (56 solo) while adding one interception, one sack, two passes defended and three tackles for loss... Talled two tackles in his Redskins debut at PHI (9/8)... Tracked down seven tackles against the Cowboys, making four solo stops (9/15)... Tied for a team-high nine tackles against Chicago (9/23)... Recorded 11 tackles vs NYG, his ninth double-digit outing if his career (9/29)... Recorded seven tackles (five solo) in matchup vs. NE (10/6)... Raked in eight tackles (four solo) and one tackle for loss in a win over MIA (10/13)... Recorded seven total tackles and one tackle for loss vs. SF (10/20)... Continued his streak of at least seven tackles to a career-best seven games, finished with nine tackles and his first sack of the season on the road vs. MIN (10/24)... Notched four total tackles at BUF (11/3)... Recorded a team-high seven tackles at home against the Jets as well as his second interception of his career (11/17)... Tracked four tackles (two solo) against the Lions (11/24)... Logged seven tackles (two solo) and one quarterback hit in a victory over CAR (12/1)... Reached 80+ tackles on the season with his five-tackle performance vs. GB (12/8)... record five tackles and one pass defended in a contest vs. PHI (12/15)... Logged five tackles (four solo) and one quarterback hit in a contest vs. NYG (12/22)... Registered six tackles (four solo) at DAL (12/29).

**2018 (STEELERS)**

Played in 16 games (14 starts), racking up 73 total tackles (46 solo), five tackles for loss, three passes defended and 2.5 sacks... Earned nine total tackles (four solo) and a sack in a Week 1 contest at CLE (9/9)... Talled six total tackles (four solo) vs KC (9/16)... Notched six tackles, two passes defended and a sack in a win at TB (9/24)... Earned nine total tackles (six solo) vs. BAL (9/30)... Had five total tackles (three solo) and half a sack in a win vs. ATL (10/7)... Added two tackles (one solo) and a pass defended in a win at CIN (10/14)... Compiled four tackles (one solo) and a quarterback hit in win vs. CLE (10/28)... Recorded five total tackles (four solo) in a victory at BAL (11/4)... Notched a season-high 10 total tackles (six solo) in a victory vs. CAR (11/8)... Recorded six total tackles (two solo) in a win at JAX (11/18)... Made four tackles (three solo) at DEN (11/25)... Contributed on defense vs. LAC (12/2) and at OAK (12/9)... Earned two tackles in a victory vs. NE (12/16)... Totaled five tackles (four solo) at NO (12/23)... Contributed on defense in win vs. CIN (12/30).

**2017 (COLTS)**

Played and started in all 14 games in which he was active, before being placed on the Reserve/Injured list with a right knee injury... Recorded a career-high 97 total tackles (57 solo), six tackles for loss, three passes defended and a sack... Talled seven total tackles (five solo) at LAR (9/10)... Earned 10 total tackles (eight solo), one tackle for loss and a pass breakup in a win vs. CLE (9/24)... Had a season-high 12 total tackles (five solo) at SEA (10/1)... Earned seven total tackles (three solo) in a win vs. SF (10/8)... Had eight total tackles (four solo), a career high three tackles for loss, one sack and one fumble recovery at CIN (10/29)... Recorded six total tackles (five solo) and two passes defended in a victory at HOU (11/5)... Earned nine total tackles (four solo), one of which was for a loss, vs. PIT (11/12)... Had 10 total tackles (five solo) vs. TEN (11/26)... Had six total tackles (four solo) at JAX (12/3).

**2016 (LIONS)**

Spent the season on the Reserve/Injured list with a foot injury.

**2015 (PATRIOTS)**

Started only one game in 2015, played in 11... Earned one tackle and one quarterback hit in a Week 9 victory vs. WAS (11/8).

**2014 (BEARS)**

Played in 13 games (eight starts), tallying 84 total tackles (58 solo), four tackles for loss and three passes defended... Talled four total tackles (three solo) and a tackle for loss in a victory at SF... Earned a career high 13 total tackles (six solo) and two passes defended in a win at NYJ (9/22)... Notched six total tackles (five solo) at GB (11/9)... Had five tackles in a win vs. MIN (11/16)... Earned two total tackles (one solo) and a pass defended vs. TB (11/23)... Recorded 11 total tackles (seven solo) and one tackle for loss at DET (11/27)... Earned eight total tackles (five solo) vs. DAL (12/4)... Had eight total tackles (six solo) vs. NO (12/15)... Recorded six tackles and one tackle for loss vs. DET (12/21)... Had 10 total tackles (six solo) and one tackle for loss at MIN (12/28).

**2013 (BEARS)**

Played in all 16 games (nine starts) in his rookie season, accumulating 55 total tackles (43 solo), five tackles for loss, two sacks, one interception and a fumble recovery... Earned eight total tackles (six solo) in his first career start at WAS (10/20)... Earned four total tackles (three solo) in a win at GB (11/4)... Notched six total tackles (three solo) vs. DET (11/10)... Talled five tackles, one interception and one tackle for loss in a Week 11 win vs. BAL (11/17)... Recorded a season-high 10 total tackles (six solo) and a career high two sacks at MIN (12/1)... Had three tackles in a win vs. DAL (12/9)... Talled five tackles and a tackle for loss in a victory at CLE (12/15)... Had eight total tackles (seven solo), a tackle for loss and a fumble recovery at PHI (12/22).

**COLLEGE**

Played collegiately at Florida, where he recorded 237 total tackles (155 solo), 19 tackles for loss, 7.5 sacks, seven passes defended, five interceptions and two forced fumbles in 51 games (32 starts)... Started all 13 games for a second consecutive season during his senior year in 2012, recording 68 total tackles (45 solo) which ranked third on the Gators... Named to the Coaches' All-SEC Second Team... Phil Steele

Midseason All-SEC Second Team... Recognized on the Butkus Award Watch List for the second consecutive season and the Lombardi Award Preseason Watch list... During his junior campaign in 2011, the linebacker led the team in total tackles (94) and earned a career high in tackles for loss (10)... Selected to the Butkus Award Watch List for the nation's top linebacker... Four-year letterwinner for the Gators.

### PERSONAL

Attended Palm Beach Central H.S. in Wellington, Fla. where he ranked as the fifth-best inside linebacker prospect according to Rivals.com... During his senior season, Bostic ran for 458 yards on 75 rush attempts with six touchdowns... Tallied over 100 tackles in his junior season... Member of the ESPN Top 150... All-state selection for Florida Class-6A and a U.S. Army All-American Bowl selection... His father, Jon Bostic, was a defensive back for the Detroit Lions (1985-87), playing in 29 games... Born on May 5, 1991.

### YEAR-BY-YEAR STATS

#### DEFENSE

| Year          | Team | G         | GS        | Tack       | Solo       | Sack       | INT      | PD        |
|---------------|------|-----------|-----------|------------|------------|------------|----------|-----------|
| 2013          | Chi  | 16        | 9         | 55         | 43         | 2.0        | 1        | 1         |
| 2014          | Chi  | 13        | 8         | 84         | 58         | 0.0        | 0        | 3         |
| 2015          | NE   | 11        | 1         | 1          | 0          | 0.0        | 0        | 0         |
| 2017          | Ind  | 14        | 14        | 97         | 57         | 1.0        | 0        | 3         |
| 2018          | Pit  | 16        | 14        | 73         | 46         | 2.5        | 0        | 3         |
| 2019          | Was  | 16        | 16        | 105        | 56         | 1.0        | 1        | 2         |
| <b>Career</b> |      | <b>86</b> | <b>62</b> | <b>415</b> | <b>260</b> | <b>6.5</b> | <b>2</b> | <b>12</b> |

#### ADDITIONAL

FF-FR: 0-1 in 2013, 0-1 in 2017

\*Tackle stats according to STATS, LLC

### CAREER HIGHS

#### SINGLE-GAME

**Total Tackles:** 13, at NY Jets [9/22/14]  
**Solo Tackles:** 8, vs. Cleveland Browns [9/24/17]  
**Sacks:** 2, at Minnesota Vikings [12/1/13]

# JORDAN BRAILFORD

95



DE

6-3 // 252

1st NFL Season // Oklahoma State

DOB: Oct. 9, 1995 // Booker T. Washington H.S. [Tulsa, Okla.]

## TRANSACTIONS

Originally selected by Washington in the seventh round (253rd overall) of the 2019 NFL Draft.

## YEAR-BY-YEAR

### 2019 [WASHINGTON]

Spent the 2019 season on the reserve/injured list.

## COLLEGE

Played collegiately at Oklahoma State from 2014-18, compiling 135 total tackles (90 solo), 31.5 tackles for loss, 16 sacks, three forced fumbles, one interception and one pass defended in 35 career games... During his senior campaign in 2018, he was named team captain and was selected first-team All-Big 12 by the coaches in the conference and a second-team All-Big 12 selection by the Associated Press. Amassed 54 total tackles (37 solo), 16 tackles for loss, nine sacks, a forced fumble and a pass defended in 13 games. Led the Big 12 in sacks per game (0.69), his seven quarterback hurries ranked fourth in OSU school history. Leslie O'Neal Award recipient, awarded to the team's most outstanding defensive player... Selected to the 2017 second-team All-Big 12 honoree by the coaches and the Associated Press after recording 57 total tackles (34 solo), 10.5 tackles for loss, 4.5 sacks and a forced fumble in 13 games in his junior season... He appeared in 13 games in 2017 as a sophomore. Recorded 57 total tackles (34 solo), 10.5 tackles for loss, 4.5 sacks and a forced fumble. Named to second team All-Big 12 in 2017... Injured in 2016... Appeared in 10 games during freshman year in 2015, finishing with 23 tackles (18 solo) and 3.5 tackles for loss... Redshirted in 2014.

## PERSONAL

Attended Booker T. Washington H.S. in Tulsa, Okla., where he notched 105 tackles and nine sacks during his senior year... Earned 98 tackles, 11 sacks, two fumble recoveries and one fumble return for a touchdown during his junior year at Booker T. Washington H.S... Participant in the Semper Fidelis All-American Game and first team all-state honors from *The Oklahoman* and the *Tulsa World* during his senior year... Majored in management... Son of Robin Daniels and Nathaniel Brailford, Jr... Born on Oct. 9, 1995.

**74**

# GERON CHRISTIAN SR.

**T****6-6 // 315**  
**3rd NFL Season // Louisville****DOB: Sept. 10, 1996 // Trinity Catholic H.S. (Ocala, Fla.)**

## TRANSACTIONS

Originally selected by Washington in the third round (74th overall) of the 2018 NFL Draft.

## YEAR-BY-YEAR

### 2019 [WASHINGTON]

Saw action in 16 games with two starts... Played on special teams at PHI [9/8]... Appeared on special teams on a goal line package vs DAL and CHI [9/15, 9/23]... Played on special teams and goal line packages against the Giants [9/29]... Made first career start, played 15 snaps on special teams and offensive packages [10/6]... Saw game action and contributed to quarterback Case Keenum throwing 13-of-25 116 yards and two touchdowns in a victory over MIA [10/13]... Active vs. SF [10/20]... Played on special teams and special offensive packages an extra lineman vs. MIN [10/24]... Active at BUF [11/3]... Played on special teams as well as playing the whole fourth quarter at left tackle vs. NYJ [11/17]... Played 16 snaps on offense vs. DET [11/24]... Protected Quarterback Dwayne Haskins as he threw for 13-of-15 and 147 yards in a victory over CAR [2/1]... Played on both offense and special teams against the Packers [12/8]... Did not give up a sack and contributed to an offense that recorded three touchdowns and 362 total yards in a matchup vs. PHI [12/15]... Protected Quarterback Dwayne Haskins Jr. as he threw for 133 yards and two touchdowns going 12-of-15 and Quarterback Case Keenum as the threw for 158 yards one touchdown going 16-of-22 in a contest vs. NYG [12/22]... Saw limited action on offense and special teams at DAL [12/29].

### 2018 [WASHINGTON]

Appeared in two games during his rookie season at left and right tackle... Inactive in Weeks 1-8... Made NFL debut and saw action at left and right tackle vs. ATL [11/4]... Contributed on offense in a win at TB [11/11]... Placed on team's Reserved/Injured list with a leg injury in Week 11.

## COLLEGE

Played collegiately at Louisville from 2015-17, starting all 39 games in which he appeared in his three seasons with the Cardinals... As a junior in 2017, started all 13 games and was an integral part in Louisville finishing third in the nation in total offense (544.9 yards per game) and 11th in the nation in scoring offense (38.1 points per game), ranking atop the ACC in both categories... In 2016, was a third-team All-ACC selection after starting all 13 games and helping quarterback Lamar Jackson become Louisville's first Heisman Trophy winner and the youngest in the award's history... Was also an honorable mention All-ACC honoree as a freshman in 2015 when he was the lone offensive lineman to start all 13 games for the Cardinals.

## PERSONAL

Attended Trinity Catholic H.S. in Ocala, Fla., where he was a 3A all-state selection... Spent his first two years at Forest H.S. and his junior year at West Port H.S., both in Ocala... First-team Star-Banner all-county selection as a sophomore at Forest and was a second-team selection as a junior at West Port... Played tight end as a freshman at Forest and offensive line as junior at West Port... Averaged a double-double on the basketball court at Trinity Catholic, averaging 14 points per game and 13 rebounds per game... Son of Mary Ann Brown and Gerald Christian, Sr. His brother, Gerald Jr., played tight end at Louisville from 2013-14... First name pro-

nounced "JARE-en"... Born Sept. 10, 1996.

## YEAR-BY-YEAR STATS

### GAMES/STARTS

| Year          | Team | G         | GS       |
|---------------|------|-----------|----------|
| 2018          | Was  | 2         | 0        |
| 2019          | Was  | 16        | 2        |
| <b>Career</b> |      | <b>18</b> | <b>2</b> |

20



# LANDON COLLINS

S

6-0 // 218

6th NFL Season // Alabama

DOB: Jan. 10, 1994 // Dutchtown H.S. [New Orleans, La.]

## TRANSACTIONS

Originally selected by the New York Giants in the second round [33rd overall] of the 2015 NFL Draft... Became a free agent after not receiving a franchise tag from the Giants on March 5, 2019... Signed with Washington on March 14, 2019.

## HONOR ROLL

- >> Three-time Pro Bowl selection (2016-18 seasons)
- >> PFW/PFWA All-NFL Team (2016)
- >> Associated Press All-Pro Team (2016)
- >> PFW/PFWA All-Rookie Team (2015)
- >> NFL Top 100 Players (No. 28 after 2017, No. 92 after 2018)

## PRO

Joined Washington during the 2019 offseason... Enters 2020 having appeared in 74 career games in which he started... Recorded 545 tackles [399 solo], 5.0 sacks for 48.0 yards, eight interceptions for 93 yards, one defensive touchdown, 36 passes defended, 13 quarterback hits, 31 tackles for loss, five forced fumbles and three fumble recoveries in his first five seasons (2015-19).

## YEAR-BY-YEAR

### 2019 [WASHINGTON]

Started in all 15 games he appeared and finished the season with 117 tackles (78 solo), one sack, four passes defended, nine tackles for loss and two forced fumbles... Made his Washington debut and tallied seven tackles [six solo] at PHI [9/8]... Led the team tackles against the Cowboys with 12 and recorded a tackle for loss [9/15]... Logged seven tackles and a tackle for loss against the Bears [9/23]... Tallied nine stops against his former team NYG [9/29]... Tallied seven solo tackles including one for a loss vs. NE [10/6]... Notched 12 tackles, [10 solo] one sack and two passes defended in a win over MIA [10/13]... Had four total tackles vs. SF [10/20]... Tracked down 11 tackles on the road against Minnesota [10/24]... Recorded nine total tackles and a tackle for loss at BUF [11/3]... Finished with five tackles at home against the Jets [11/17]... Posted 10 tackles, his ninth 10+ tackle game since 2018, and added two tackles for loss vs. DET [11/24]... Logged eight tackles [three solo], one tackle for loss and one quarterback hit in a victory over CAR [12/1]... Posted four solo tackles, reaching 106 tackles on the season [tied for 10th most all-time in franchise history by a defensive back], road the road against the Green Bay Packers [12/8]... Logged five tackles [three solo] and one quarterback hit in a contest vs. PHI [12/15]... Notched six tackles [four solo], one tackle for loss, one pass defended and one forced fumble in a matchup vs. NYG [12/22]... Inactive at DAL [12/29].

### 2018 [GIANTS]

Played in 12 games, starting in all for the fourth straight season... Recorded 96 tackles (67 solo), 5.0 tackles for loss with one forced fumble, four passes defended and two quarterback hurries en route to his third-straight Pro Bowl selection... Made five tackles (four solo) and a pass deflection vs. JAX [9/9]... Credited with six tackles (five solo) at DAL [9/16]... Registered six tackles (three solo) and a defended pass in win at HOU [9/23]... Tied his career-high in tackles [14, nine solo] for the third time vs. NO [9/30], alongside a pass defended... Added eight more tackles (four solo), a quarterback hurry and a defended pass against CAR [10/7]... Notched 10 tackles, eight unassisted and one for loss

against PHI [10/11]... Contributed eight tackles, seven solo at ATL [10/22]... Made five tackles (four solo) with two stuffs, a tackle for loss and forced a fumble vs. WAS [10/28]... Compiled nine tackles (seven solo) at SF [11/12]... Led the Giants to a close three-point win vs. TB [11/18] with 11 tackles (five solo) and a half-stuff for three yards... Earned nine tackles (seven solo), two tackles for a loss of five yards and a quarterback hit at PHI [11/25]... Ended the season with an overtime win at CHI [12/2] and five tackles (four solo), one for a loss.

### 2017 [GIANTS]

Started each of the first 15 games... Chosen as a starter on the NFC Pro Bowl team as the sole Giants player elected... Became the first Giants defensive back to be chosen for two Pro Bowls since safety Antrel Rolle (2010, 2013), and the first to be selected in consecutive years since Mark Haynes went to three in a row from 1982-84... Fractured his forearm at Arizona [12/24], and was placed on injured reserve two days later... When he did not play in the season finale vs. WAS [12/31], it ended his team-long starting streak at 47 games plus one playoff game... Before the injury, he had started every game in his three-year career... Led the Giants in tackles for the third consecutive season with 99 tackles [74 solo]... Made five tackles (3 solo) with a pass deflection at DAL [9/10]... Added seven more tackles (six solo) vs. DET [9/18]... Contributed nine tackles (six solo) and forced a fumble at PHI [9/24]... Made seven more tackles (five solo) with a quarterback hurry and two deflected passes at TB [10/1]... Had eight solo tackles vs. LAC [10/8]... Intercepted a Trevor Siemian pass and returned it 21 yards at DEN [10/15]... Registered five tackles (4 solo) and a fumble recovery against SEA [10/22]... Notched seven tackles (five solo) vs. LAR [11/5]... Made seven tackles with assistance on five at SF [11/12]... Earned his third career NFC Defensive Player of the Week Award after registering 14 tackles (10 solo) and an interception in a 12-9 overtime victory over KC [11/19]... Registered another 14-tackle performance (season-high 12 solo) at WAS [11/23]... Added seven tackles (six solo) both at OAK [12/3] and vs. DAL [12/10]... Contributed seven tackles (six solo) at OAK [12/3] and DAL [12/10]... Finished the season with a tackle against PHI [12/17] and a solo tackle at ARI [12/24].

### 2016 [GIANTS]

Started all 16 games and the NFC Wild Card game... Led the team in tackles for a consecutive season with 125 (100 solo), the most by a safety in Giants history... Also had five interceptions, 4.0 sacks and 13 passes defended... Became the first NFL safety with over 100 tackles, at least five interceptions and at least 3.0 sacks since Rodney Harrison, then with San Diego Chargers, in 2000... Was the only NFL player in 2016 with at least five interceptions and at least 4.0 sacks... Named NFC Defensive Player of the Week for his performances in Week 7 against the LAR in London with two interceptions, including one returned for a touchdown, and eight solo tackles, and in Week 9 vs. PHI with 12 tackles and an interception... Named NFC Defensive Player of the Week in consecutive games, the first NYG player to do so and the first player in the NFL to achieve the feat since Charles Tillman in 2012, and the first safety since Troy Polamalu in 2010... Was the only NFL player to lead his team in tackles, sacks and interceptions... First Giants player with at least four interceptions and 3.0 sacks in the same season since cornerback Jason Sehorn in 1996... Named NFC Defensive Player of the Month in November when, in four Giants vic-

# 20 LANDON COLLINS

(6 solo) and sacked Wentz for a 12-yard loss. Became the first Giants player with an interception and a sack in the same game since defensive end since Kerry win in 2014... Had five solo tackles and an interception vs. CIN [11/14], giving him at least one interception in each of three consecutive games. Was the first Giants player with 4 interceptions in a three-game span since Phillippi Sparks in 1997... Added six unassisted stops and another pick of Jay Cutler vs. CHI [11/20]. Intercepting at least one pass in each of four consecutive games tied a Giants record since the NFL merger. His five interceptions in that four-game span allowed him to become the first Giants player to accomplish the feat since Willie Williams in 1968... Contributed seven tackles (six solo) against CLE [11/27]... Registered seven tackles (four solo), half a tackle for loss and three pass deflections at PIT [12/4]... Added six tackles (four solo) and a fourth-quarter fumble recovery vs. DAL [12/11]... Had eight tackles (seven solo) vs. DET [12/18]... Notched nine solo tackles at PHI [12/22]... Picked up his fourth sack of the season when he dropped Kirk Cousins for a 12-yard loss on the second-to-last of the first quarter at WAS [1/1]. His 4.0 sacks led all NFL safeties... Recorded nine tackles (six solo) and a sack in his postseason debut in the NFC Wild Card Game at GB [1/8].

## 2015 (GIANTS)

Started all 16 games at free safety as a rookie, the team's first defensive rookie to start every game since tackle Barry Coffield in 2006... Posted four tackles (two solo) in his NFL debut at DAL [9/13]... Recorded six tackles in each of the next four games, including six solo stops vs. ATL [9/20]... Also had four solo stops and two pass deflections against WAS [9/24] and four solo stops against BUF [10/4] alongside one stuff and a pass deflection... Notched six solo stops vs. SF [10/11]... Compiled five tackles (four solo) with a tackle for loss of four yards, his first career pick, intercepting Sam Bradford and a pass deflection at PHI [10/19]... Marked a season-high vs. DAL [10/25] with nine tackles (six solo)... Matched the season-high the following week at NO [11/1] with four solo tackles... Added five tackles, four unassisted, a quarterback hurry and a deflection at TB [11/8]... Registered five tackles (four solo) and a deflection vs. NE [11/15]... Contributed eight tackles (seven solo), two tackles for loss and a special teams tackle at WAS [11/29]... Had seven tackles (six solo), one on special teams with a pass defended in an overtime loss against NYJ [12/6]... Made seven tackles, five unassisted and one on special teams with a deflection at MIA [12/14]... Matched his season-high for the third time with nine tackles (seven solo) and a defended pass vs. CAR [12/20]... Finished out his rookie season with eight tackles in his final two games at MIN [12/27] where he also added a deflection and seven solo tackles, one on special teams, and vs. PHI [1/3] with four solo tackles and a 0.5 tackle for loss.

## COLLEGE

Played collegiately at Alabama from 2012-15, where he appeared in 41 games with 23 starts... Compiled 190 career tackles (120 solo), 8.5 stops for losses of 22 yards, 4 fumble recoveries, 5 interceptions for 103 return yards, 13 yards on a blocked punt return and 55 yards on three kickoff returns... Also deflected 13 passes and forced three fumbles... Named a unanimous first-team All-America selection by The NFL Draft Report, Walter Camp, Football Writers Association, AP and Sporting News, in his junior and final collegiate season... First-team All-SEC selection by the AP and league coaches... Finalist for the Jim Thorpe and Bronko Nagurski Awards... Started all 14 games at strong safety and led the team with 103 tackles (60 solo), including 4.5 stops for losses of 15 yards with one forced fumble and two fumble recoveries, seven pass deflections and three interceptions for 14 yards in returns... Also returned three kickoffs for 55 yards... Be-

came the ninth defensive back to lead the Crimson Tide in tackles during a season... His 103 stops broke the school position record of 94 tackles by Rashad Johnson in 2007... Played in 13 games with nine starts in his sophomore campaign, six at strong safety and three at dime back... Finished second on the team with 70 tackles (52 solo), two forced fumbles, two fumble recoveries and 10 special teams tackles... Intercepted two passes, including one returned for an 89-yard touchdown vs. Tennessee, the fifth-longest return in school history... Played all games as a reserve his freshman season, recording 17 tackles (8 solo) and blocking a punt that he advanced 13 yards.

## PERSONAL

Attended Dutchdown H.S. in Geismar, La., where he was a first-team All-America defensive back... Rushed for 1,218 yards and 21 touchdowns on just 87 carries (14.0-yard avg.) his senior season with 34 tackles and four interceptions, returning two for scores in the defensive backfield... Became first player in LSWA history to earn 5A All-State honors on both sides of the ball... Earned All-America honors by Parade and USA Today... Posted 102 tackles and intercepted four passes as a junior, earning a Class 5A All-State selection by the Louisiana Sports Writers Association... Also competed in track as one of the state's top sprinters... Ran the second leg on the 4x100-meter squad (2011) setting a new school record at 41.10 seconds... Won the 100-meter dash at the 2012 Episcopal 4-Way Championships, with a person-best time of 10.28 seconds... Posted a career-best time of 21.60 seconds in the 200-meter dash... Majored in sports studies... Son of April Justin and Thomas Collins... Born Jan. 10, 1994.

## YEAR-BY-YEAR STATS

### DEFENSE

| Year          | Team | G         | GS        | Tack       | Solo       | Sack       | INT      | PD        |
|---------------|------|-----------|-----------|------------|------------|------------|----------|-----------|
| 2015          | NYG  | 16        | 16        | 108        | 80         | 0          | 1        | 9         |
| 2016          | NYG  | 16        | 16        | 125        | 100        | 4.0        | 5        | 13        |
| 2017          | NYG  | 15        | 15        | 99         | 74         | 0          | 2        | 6         |
| 2018          | NYG  | 12        | 12        | 96         | 67         | 0          | 0        | 4         |
| 2019          | Was  | 15        | 15        | 117        | 78         | 1.0        | 0        | 4         |
| <b>Career</b> |      | <b>74</b> | <b>74</b> | <b>545</b> | <b>399</b> | <b>5.0</b> | <b>8</b> | <b>36</b> |

\*Tackle stats according to STATS, LLC

### ADDITIONAL

FF-FR: 1-0 in 2015, 0-1 in 2016, 1-2 in 2017, 1-0 in 2018, 2-0 in 2019

### POSTSEASON

| Year          | Team | G        | GS       | Tack     | Solo     | Sack     | INT      | PD       |
|---------------|------|----------|----------|----------|----------|----------|----------|----------|
| 2016          | NYG  | 1        | 1        | 9        | 6        | 1        | 0        | 2        |
| <b>Career</b> |      | <b>1</b> | <b>1</b> | <b>9</b> | <b>6</b> | <b>1</b> | <b>0</b> | <b>2</b> |

## CAREER HIGHS

### SINGLE-GAME

|                         |   |
|-------------------------|---|
| <b>Total Tackles:</b>   | 14, three times, last vs. New Orleans [9/30/18] |
| <b>Solo Tackles:</b>    | 12, at Washington [11/23/17]                    |
| <b>Interceptions:</b>   | 2, at LA Rams [10/23/16]                        |
| <b>Passes Defended:</b> | 3, twice, last at Pittsburgh [12/4/16]          |
| <b>Forced Fumbles:</b>  | 1, five times, last at NY Giants [12/22/19]     |

**34**

# AARON COLVIN

**CB****6-0 // 191****7th NFL Season // Oklahoma****DOB: Oct. 2, 1991 // Owasso High School [Tulsa, Okla.]**

## TRANSACTIONS

Originally selected by the Jacksonville Jaguars in the fourth round [114th overall] of the 2014 NFL Draft... Placed on injured reserve August 26, 2014 with a torn ACL... Activated from PUP list on November 11, 2014... Declared free agent March 14, 2018... Signed by Texans March 15, 2018... Released by Texans September 11, 2019... Signed by Washington on September 13, 2019.

## YEAR-BY-YEAR

### 2019 [TEXANS/WASHINGTON]

Appeared in seven total games with three starts and finished with 15 tackles [13 solo] and one pass defended... Appeared in one game for the Houston Texans [9/9] and had five total tackles [four solo]... Signed on 9/13... Did not play against Dal [9/15], Chi [9/23], NYG [9/29], NE [10/6] or MIA [10/13]... Active vs. SF [10/20]... Appeared on special teams vs. MIN [10/24]... Inactive at BUF [11/3]... Appeared on special teams vs. Jets [11/17]... Inactive vs. DET [11/24], CAR [12/1] and GB [12/8]... Saw game action on special teams in a contest vs. PHI [12/15]... Logged four solo tackles and one pass defended in a matchup vs. NYG [12/22]... Started and recorded four solo tackles at DAL [12/29].

### 2018 [TEXANS]

Played in 10 games, starting two... Recorded seven total tackles [five solo] vs. Giants [9/23]... Notched six tackles [five solo] vs. the Browns [12/02].

### 2017 [JAGUARS]

Played in all 16 games and started in five... Recorded 10 total tackles [nine solo] against the Steelers [10/8]... Tallied six total tackles [six solo] vs. the Seahawks [12/10].

### 2016 [JAGUARS]

Played in 10 games, started in four... Put up five solo tackles in a game vs. the Bears [10/16]... Notched seven total tackles [five solo] vs. the Chiefs [11/06]... Recorded one sack in a game vs. the Texans [11/13].

### 2015 [JAGUARS]

Played and started in 15 games... Recorded six total tackles [five solo] vs. the Dolphins [9/20]... Raked in six total tackles, one forced fumble and one sack vs. the Bills [10/25]... Recorded seven total tackles and one sack in a game vs. the Titans [11/19].

### 2014 [JAGUARS]

Played in six games, starting one... Recorded one tackle in his first NFL game vs. the Colts [11/23]... Notched seven solo tackles vs. the Titans [12/18]... Made first career start and put up four total tackles [three solo] vs. the Texans [12/28].

## COLLEGE

Played cornerback and safety at the University of Oklahoma [2010-13], recording 234 total tackles, five interceptions, and 23 passes defended... Finished as a semifinalist for the Thorpe Award and selected as an AP All-Big 12 First Team his senior year... Tallied six tackles in the 2013 Sugar Bowl vs. Alabama... Made 55 tackles and one interception in 11 games as a senior... Named AP All-Big 12 First Team in 2012 as a junior and tied for second in the Big 12 for interceptions with four... Recorded 12 tackles and an interception against West Virginia... Started at safety his sophomore year [2011] and led the team with 84 total tackles in 12 games... Had at least seven tackles in eight games in 2011... Played in all 14 games

on special teams and at cornerback as a freshman in 2010.

## PERSONAL

A three-star recruit by ESPN, Rivals.com and Scout.com... Recorded 72 tackles, two interceptions and five touchdowns as a senior at Owasso High School [Okla.] in 2009... Recognized as first-team All-State by both the Tulsa World and The Oklahoman in 2009... Raised in Tulsa, Oklahoma... The son of Bryant and Lisa Colvin.

## YEAR-BY-YEAR STATS

### DEFENSE

| Year          | Team    | GP        | GS        | Tack       | Solo       | Sack     | INT      | PD        |
|---------------|---------|-----------|-----------|------------|------------|----------|----------|-----------|
| 2014          | Jac     | 6         | 1         | 25         | 21         | 0        | 0        | 2         |
| 2015          | Jac     | 16        | 15        | 73         | 60         | 4        | 0        | 7         |
| 2016          | Jac     | 10        | 4         | 22         | 18         | 1        | 0        | 0         |
| 2017          | Jac     | 16        | 5         | 44         | 37         | 0        | 0        | 5         |
| 2018          | Hou     | 10        | 2         | 29         | 22         | 0        | 0        | 1         |
| 2019          | Hou/Was | 7         | 3         | 15         | 13         | 0        | 0        | 1         |
| <b>Career</b> |         | <b>65</b> | <b>30</b> | <b>208</b> | <b>171</b> | <b>5</b> | <b>0</b> | <b>16</b> |

**23**

# RONALD DARBY

**CB****5-11 // 193****6th NFL Season // Florida State****DOB: January 2, 1994 // Potomac H.S. (Doxon Hill, Md.)**

## TRANSACTIONS

Originally selected by the Buffalo Bills in the second round (50th overall) of the 2015 NFL Draft... acquired by the Philadelphia Eagles via trade on August 11, 2017... Signed by Washington on March 2, 2020.

## PRO

Joined Washington during the 2020 offseason... Enters 2020 having appeared in 57 career games (56 starts)... Recorded 251 tackles [224 solo], eight interceptions for 135 yards, 65 passes defended, one quarterback hit and six tackles for loss in his first five seasons (2015-19).

## YEAR-BY-YEAR

### 2019 (EAGLES)

Appeared in 11 total games starting all of them and finished with 37 tackles (34 solo), two interceptions and 11 passes defended... Tallied five solo tackles and two passes defended in a win vs. WAS [09/08]... Finished with 3 tackles (2 solo), 1 interception and three passes defended at ATL [09/15]... Registered six solo tackles vs. DET [09/22]... Inactive Weeks 4-7... Tallied two solo tackles and one pass defended in a win at BUF [10/27]... Added one solo tackle in a win vs. CHI [11/03]... Registered five solo tackles and two passes defended vs. NE [11/17]... Tallied four solo tackles and one pass defended vs. SEA [11/24]... Registered three solo tackles, one interception and one pass defended at MIA [12/01]... Added five tackles (four solo) in a win vs. NYG [12/09]... Tallied two tackles (one solo) and one pass defended in a win at WAS [12/15]... Registered one solo tackle in a win vs. DAL [12/22]... Placed on Reserve/Injured list in Week 17 with a hip flexor injury.

### 2018 (EAGLES)

Led the Eagles defense with 18 passes defended, which are his most in a single-season since posting 21 passes defended as a rookie with the Bills in 2015... Posted a career-high-tying five passes defended along with six tackles (five solo) vs. CAR [10/21]... Totaled a team-high 4 passes defended along with two solo tackles (1 TFL) in the 34-13 win at NYG [10/11]... Registered a career-high-tying 10 tackles at TEN [9/30]... Picked off Buccaneers QB Ryan Fitzpatrick on a ball tipped by Rodney McLeod in the first quarter at TB [9/16]... Led the Eagles with a career-high 5 PDs and recorded six tackles (five solo) in the win vs. ATL [9/6].

### 2017 (EAGLES)

Led the Eagles with 22 tackles (17 solo) and seven passes defended during their Super Bowl LII-winning playoff run... Produced a career-high-tying four passes defended in the NFC Championship vs. MIN [1/21]... Also registered a career-high-tying 10 tackles (8 solo) in the Divisional Round vs. Atl. [1/13]... Despite missing eight games due to injury, ranked 2nd on the Eagles defense with a career-high three interceptions... Picked off Raiders QB Derek Carr with less than 1 minute remaining in regulation vs. OAK [12/25]... Set up an Eagles drive that resulted in a game-winning FG by Jake Elliott... Sparked an Eagles comeback with one interception of Giants QB Eli Manning in the win at NYG [12/17]... Intercepted Cowboys QB Dak Prescott in the second quarter and led the team with eight solo tackles at Dal. [11/19].

### 2016 (BILLS)

Recorded a career-high 69 tackles (60 solo) and 12 passes defended... after batting down a pass at SEA (11/7), became the fastest Bills player to reach 30 career passes defended... Registered a career-high-tying 10 tackles vs. PIT (12/11).

### 2015 (BILLS)

Named the NFL's Defensive Rookie of the Year by Pro Football Focus and voted to the PFWA All-Rookie Team after recording a career-high 21 passes defended and 2 interceptions... Rookie-franchise-record 21 passes defended ranked 2nd in Bills single-season history, trailing only Nate Odomes (24) in 1991... Led the team with a career-high 10 tackles vs. MIA (11/8)... Made his NFL debut vs. IND (9/13) and recorded 6 tackles (5 solo), 2 passes defended and 1 interception. Became the first Bill to record an INT in his first career game since Donte Whitner in 2006.

## COLLEGE

Played collegiately at Florida State from 2013-15, where he finished with 79 tackles and 16 PDs over 42 career games (23 starts)... Captured the ACC Defensive Rookie of the Year honors in 2012... Allowed just 9 completions and 0 TDs on 27 targets during 2013 national championship season... Started all 14 games at cornerback in 2014... Registered a career-high 43 tackles to go along with 4 PDs and 1 FF... In 2013, made 9 starts and played in all 14 games as a key member of the nation's No. 1 pass defense (156.6 ypg)... Appeared in all 14 games in 2012 and tied for the team lead with 8 PDs. Saw more action than any other freshman defensive player that season.

## PERSONAL

Attended Potomac H.S. in Doxon Hill, Md., where he not only excelled on the gridiron... He was also a high school track star... Was a member of the USA medley relay team that brought home a gold medal from the 2011 World Youth Championships in France... Majored in social science... Jarna and Ronald Darby Sr... Born Jan. 2, 1994.

## YEAR-BY-YEAR STATS

### DEFENSE

| Year          | Team | G         | GS        | Tack       | Solo       | Sack       | INT      | PD        |
|---------------|------|-----------|-----------|------------|------------|------------|----------|-----------|
| 2015          | BUF  | 15        | 15        | 68         | 61         | 0          | 2        | 21        |
| 2016          | BUF  | 14        | 14        | 69         | 60         | 0          | 0        | 12        |
| 2017          | PHI  | 8         | 7         | 34         | 30         | 0          | 3        | 9         |
| 2018          | PHI  | 9         | 9         | 43         | 39         | 0          | 1        | 12        |
| 2019          | PHI  | 11        | 11        | 37         | 34         | 0          | 2        | 11        |
| <b>Career</b> |      | <b>57</b> | <b>56</b> | <b>251</b> | <b>224</b> | <b>0.0</b> | <b>8</b> | <b>65</b> |

\*Tackle stats according to STATS, LLC

### POSTSEASON

| Year          | Team | G        | GS       | Tack      | Solo      | Sack     | INT      | PD       |
|---------------|------|----------|----------|-----------|-----------|----------|----------|----------|
| 2017          | PHI  | 3        | 3        | 18        | 16        | 0        | 0        | 6        |
| <b>Career</b> |      | <b>3</b> | <b>3</b> | <b>18</b> | <b>16</b> | <b>0</b> | <b>0</b> | <b>6</b> |

**36**

# SEAN DAVIS

**S****6-1 // 202****5th NFL Season // Maryland****DOB: October 23, 1993 // Maret School (Washington, D.C.)**

## TRANSACTIONS

Originally selected by the Pittsburgh Steelers in the second round (58th overall) of the 2016 NFL Draft... Signed by Washington as an unrestricted free agent on March 18, 2020.

## PRO

Joined Washington during the 2020 offseason... Enters 2020 having appeared in 48 career games (41 starts)... Recorded 243 tackles (186 solo), 2.5 sacks for 22 yards, five interceptions for 103 yards, 20 passes defended, seven quarterback hits, 11 tackles for loss, one forced fumble and one fumble recovery in his first four seasons (2016-19).

## YEAR-BY-YEAR

### 2019 (STEELERS)

Started in Week 1 and registered five solo tackles... Was placed on the Reserve/Injured list with a shoulder injury on Sept. 17.

### 2018 (STEELERS)

Started 15-of-15 games played... Led the team in tackles for the second straight season with 79 (58 solo) and was second on the team with seven passes defended and added one interception... Recorded 5 tackles (4 solo) and two passes defended at CLE [09/09]... Tied for the team high in tackles (6/5 solo) and added one pass defended at TB [09/24]... Finished with 6 tackles (3 solo) vs. BAL [09/30]... Led all defenders and tied a career high with 8 solo tackles at BAL [11/04]... Recorded 8 tackles for the second straight week (6 solo) at JAX [11/18]... Finished the game with a season-high 9 tackles (6 solo) and one pass defended vs. LAC [12/02]... Recorded 6 tackles (3 solo) and one pass defended vs. NE [12/16]... Totaled 5 tackles (5 solo), two passes defended and an interception as well as picked off QB Taysom Hill in the end zone in the first quarter at NO [12/23].

### 2017 (STEELERS)

Led the team with a careerhigh 90 tackles... Added three interceptions returned for 76 yards, 1.0 sack, eight passes defended and one forced fumbles. His 90 tackles ranked eighth in the league among defensive backs. Became the first defensive back to lead the team in tackles since 2011 (Ryan Clark)... Tied for the team lead in tackles with 8 (7 solo) vs. MIN [09/17]... Led the team and tied for the game high with 8 tackles (6 solo) at KC [10/15]... Credited with a forced fumble in the third quarter – the first forced fumble of his NFL career vs. CIN [10/22]... Recorded 6 tackles (5 solo) and matched a single-season career high of 5 passes defended (2016) with two pass breakups at DET [10/29]... Led the team in tackles with 7 (6 solo), including a tackle for loss at IND [11/16]... Posted the fourth interception of the game for the Steelers' defense – his first of 2017 – and second of his NFL career vs. TEN [11/16]... Recorded a team-high and career-best 12 tackles (8 solo), en route to setting a new single-season career high for tackles with 73 (2016: 69). Picked off Baltimore QB Joe Flacco at Pittsburgh's 6-yard line on the Ravens' first offensive possession. The interception was the third of his NFL career, and second of 2017, setting a new single-season career high vs. BAL [12/10].

### 2016 (STEELERS)

Played in all 16 regular season games (9 starts) and finished

with 69 tackles (54 solo), 1.5 sacks, 1 interception and 1 pass defended... Received the Joe Greene Great Performance Award, given annually to the team's top rookie... Named to Gil Brandt's NFL All-Rookie Team in 2016.

## COLLEGE

Appeared in 50 games with 40 starts at Maryland (2012-15)... Finished with 318 tackles, 10.0 TFLs, 2.5 sacks, five interceptions, seven forced fumbles and two fumble recoveries... Earned 2015 honorable mention All-Big Ten honors, as he led the nation with five forced fumbles, which were the second-most in a single season in school history... In 2014, ranked fourth in the Big Ten overall and first in the Big Ten among defensive backs in tackles (115)... Led the team with 102 tackles in 2013... Majored in Communications.

## PERSONAL

Attended the Maret School in Washington, D.C... Totaled 87 tackles, three forced fumbles and three interceptions as a senior, while rushing for 823 yards with seven rushing touchdowns, to go along with 601 receiving yards with five receiving touchdowns... Also returned three kickoffs and two punts for scores in his high school career... Son of Sean Sr. and Lisa Davis... Full name: Sean Eric Davis, Jr.

## YEAR-BY-YEAR STATS

### DEFENSE

| Year          | Team | G         | GS        | Tack       | Solo       | Sack       | INT      | PD        |
|---------------|------|-----------|-----------|------------|------------|------------|----------|-----------|
| 2016          | PIT  | 16        | 9         | 69         | 54         | 1.5        | 1        | 5         |
| 2017          | PIT  | 16        | 16        | 90         | 69         | 1.0        | 3        | 8         |
| 2018          | PIT  | 15        | 15        | 79         | 58         | 0          | 1        | 7         |
| 2019          | PIT  | 1         | 1         | 5          | 5          | 0          | 0        | 0         |
| <b>Career</b> |      | <b>48</b> | <b>41</b> | <b>243</b> | <b>186</b> | <b>2.5</b> | <b>5</b> | <b>20</b> |

\*Tackle stats according to STATS, LLC

### ADDITIONAL

FF-FR: 0-1 in 2016, 1-0 in 2017

### POSTSEASON

| Year          | Team | G        | GS       | Tack      | Solo      | Sack       | INT      | PD       |
|---------------|------|----------|----------|-----------|-----------|------------|----------|----------|
| 2016          | PIT  | 3        | 3        | 16        | 9         | 1.0        | 0        | 0        |
| 2017          | PIT  | 1        | 1        | 12        | 9         | 0          | 0        | 0        |
| <b>Career</b> |      | <b>4</b> | <b>4</b> | <b>28</b> | <b>18</b> | <b>1.0</b> | <b>0</b> | <b>0</b> |

# THOMAS DAVIS SR.

58



LB

6-1 // 235

16th NFL Season // Georgia

**DOB:** March 22, 1983 // Randolph-Clay H.S. (Cuthbert, Ga.)

## HONOR ROLL

- << 3x Pro Bowl (2017, 2016, 2015)
- << AP All-Pro First Team (2015)
- << PFWA All-NFC Team (2015)
- << Byron "Whizzer" White Award Winner (2015)
- << Athletes in Action/Bart Starr Award (2015)
- << Finalist for Sports Illustrated Sportsman of the Year Award (2015)
- << Walter Payton NFL Man of the Year (2014)
- << NFC Defensive Player of the Month (2013, November)
- << NFC Defensive Player of the Week (2013, Week 6)
- << Ed Block Courage Award Winner (2011)

## TRANSACTIONS

Originally selected by the Carolina Panthers in the first round (14th overall) of the 2005 NFL Draft... Re-signed with the Panthers on July 29, 2011... Re-signed with the Panthers on June 15, 2015... Re-signed with the Panthers on August 15, 2017... Signed with the Los Angeles Chargers as an unrestricted free agent on March 13, 2019... Signed with Washington on March 17, 2020.

## PRO

Enters 2020 having played in 192 regular season games with 174 starts... Credited by STATS with 1,189 tackles (836 solo), 29.0 sacks, 13 interceptions, 54 passes defended, 18 forced fumbles and 11 fumbles recovered through his 15-year career... With 1,258 career tackles (coaches totals), ranks No. 1 in Panthers history... Ranks second among active players with 1,077 career tackles (press box totals), trailing only New York Giants S Antoine Bethea (1,222)... Recorded 10 interceptions since 2012, tied for the third-most among NFL LBs over that span with Miami LB Kiko Alonso and Tampa Bay LB Lavonte David... Set career highs with 5.5 sacks and four interceptions in 2015, the only player that season to have five-plus sacks and at least four interceptions... Recorded six seasons with 100-plus total tackles, including five consecutive from 2012-16... Posted 42 career games with 10-plus tackles, notching a single-season career high in 2014 by doing so in seven contests... After suffering a torn ACL in his right knee in 2009, 2010 and 2011, played in 15 games (12 starts) in 2012 to become the first known NFL player to return and play a full season after having three ACL surgeries on the same knee... Posted a career year in 2013, setting single-season career highs in tackles (151), solo stops (111) and eight passes defended while starting all 16 games... Ended his Panthers career as the most experienced player in franchise postseason history, participating in 11 games with 66 tackles (59 solo), two sacks and a pass defended.

## YEAR-BY-YEAR

### 2019 (CHARGERS)

Started all 16 games at LB, totaling 140 tackles (97 solo) and a pass defended... Posted a pair of half-sacks and three tackles for loss... Registered back-to-back games with 10-plus tackles for the first time since 2015... Totaled six games with double-digit stops... vs. Indianapolis (Sept. 8): Made his Chargers debut, posting 12 tackles (seven solo)... at Detroit (Sept. 15): Recorded a team-high 15 tackles (nine solo) and had a pass defended... The 15 tackles marked his second-straight game with double-digit tackles, his first back-

to-back performances since 2015... Fought through a pick play to break up the pass intended for RB Kerryon Johnson on a wheel-route down the right sideline... vs. Houston (Sept. 22): Posted nine tackles (seven solo) and 0.5 tackles for loss where he split a nine-yard sack with DE Joey Bosa... On the play, beat the blocking of C Nick Martin to meet Bosa and drop QB Deshaun Watson on third-and-nine... at Miami (Sept. 29): Recorded five tackles (four solo) and a half-sack... vs. Denver (Oct. 6): Registered seven tackles (four solo)... Provided a block on the 68-yard punt return for a TD by DB Desmond King II... vs. Pittsburgh (Oct. 13): Posted nine tackles (five solo)... at Tennessee (Oct. 20): Recorded 11 tackles (nine solo)... at Chicago (Oct. 27): Finished with 10 tackles (eight solo) and a tackle for loss, marking his fourth double-digit tackle performance of the season... Sprinted through an open gap to hit RB David Montgomery as he was handed the ball for a three-yard loss... vs. Green Bay (Nov. 3): Recorded six tackles (four solo)... at Oakland (Nov. 7): Posted 13 tackles (10 solo) and a tackle for loss for his fifth double-digit tackle performance... vs. Kansas City (Estadio Azteca, Nov. 18): Recorded his sixth double-digit tackle performance on the year, totaling 15 tackles (10 solo)... at Denver (Dec. 1): Reached 170 career starts, finishing with eight tackles (six solo)... at Jacksonville (Dec. 8): Posted eight tackles (four solo)... vs. Minnesota (Dec. 15): Registered seven tackles (six solo)... vs. Oakland (Dec. 22): Recorded five tackles (four solo)... at Kansas City (Dec. 29): Played 43 snaps on defense and one on special teams after starting at LB.

### 2018 (PANTHERS)

Started 12 games, missing four due to suspension... Registered 84 tackles (49 solo), three tackles for loss, six passes defended and a pair of fumble recoveries... With one game of 10-plus tackles, increased his career total to 42 contests... vs. Dallas (Sept. 9): Missed the game due to suspension... at Washington (Oct. 14): Made his season debut, starting at LB... Posted six tackles (four solo) and broke up two passes... vs. Tampa Bay (Nov. 4): Broke up a pass and recorded eight tackles (two solo)... at Tampa Bay (Dec. 2): Finished with eight tackles (four solo) and a tackle for loss... at Cleveland (Dec. 9): Recovered two fumbles and totaled six tackles (four solo)... vs. New Orleans (Dec. 17): Set a season high with 13 tackles (nine solo)... Added a pass defended.

### 2017 (PANTHERS)

Selected to his third Pro Bowl... Started 15 games, missing one due to suspension... Recorded 88 tackles (66 solo)... Saw his streak of five seasons with 100-plus tackles come to an end... Posted 2.5 sacks, five tackles for loss and recovered a fumble... Posted a game with double-digit tackles, bringing his career total to 41 performances... Started the team's playoff contest, recording five solo tackles and a tackle for loss... Awards: Pro Bowl Selection (Third)... at San Francisco (Sept. 10): Posted nine tackles (seven solo) and an eight-yard sack... vs. Philadelphia (Oct. 12): Registered six tackles (five solo) and a five-yard sack... vs. Green Bay (Dec. 17): Split a nine-yard sack, finishing with four tackles (one solo)... vs. Tampa Bay (Dec. 24): Missed due to suspension... at Atlanta (Dec. 31): Returned to post 11 tackles (nine solo)... at New Orleans (NFC Wild Card, Jan. 7): Recorded five solo tackles and a tackle for loss... vs. AFC (2018 Pro Bowl, Jan. 28): Participated on defense, totaling four solo tackles and a tackle for loss... Posted the tackle for loss in the fourth quarter, bringing down Kansas City RB Kareem Hunt for a two-yard loss to force the AFC to go for it on fourth-and-five the next play.

**2016 (PANTHERS)**

Selected to his second Pro Bowl...Started all 16 games, recorded 132 tackles (92 solo), seven tackles for loss and 2.5 sacks...Registered three INTs, five passes defended, a forced fumble and two recoveries, including one he took to 46 yards to the house for his first career TD...Again recorded five performances of 10-plus tackles, bringing his career total to 40 contests...Awards: Pro Bowl Selection (Second)...at Denver (Sept. 8): Registered seven tackles (five solo) and a tackle for loss...Added an INT that he returned four yards for a pass defended...vs. Minnesota (Sept. 25): Set a season high with 13 tackles (eight solo), including a 10-yard sack... Finished with two tackles for loss...at Los Angeles Rams (Nov. 6): Posted a four-yard sack, 12 tackles (10 solo), a forced fumble and an INT...at Oakland (Nov. 27): Recorded an INT that he returned 31 yards... Recovered a fumble...Posted seven solo tackles...vs. Atlanta (Dec. 24): Posted 13 tackles (nine solo) and a tackle for loss...vs. AFC (2017 Pro Bowl, Jan. 29): Started at OLB for the NFC...Finished second on the defense with six tackles (three solo).

**2015 (PANTHERS)**

Selected to his first Pro Bowl, but did not participate due to Carolina representing the NFC in Super Bowl 50 a week later...Started all 16 games, helping lead the Panthers to a 15-1 record...Recorded 123 tackles (92 solo), 5.5 sacks and nine tackles for loss...Set a career high with four INTs, returning them for 22 yards...Registered 11 passes defended, four forced fumbles and a pair of recoveries...With five 10-tackle performances, including three-straight games, increased his career total to 35 contests... Started all three postseason contests, appearing in Super Bowl 50 for his first Super Bowl...Ended the postseason with 20 tackles (17 solo), three tackles for loss and a pass defended...Played Super Bowl 50 with a broken arm, less than two weeks after surgery put a plate and 12 screws in his forearm... Awards: NFC Champion...Pro Bowl Selection (First)...at Jacksonville (Sept. 13): Recorded eight tackles (seven solo) and a two-yard sack... Posted his first INT of the season, returning it one yard... vs. New Orleans (Sept. 27): Totaled 12 tackles (eight solo), a tackle for loss and forced a fumble...at Seattle (Oct. 18): Recorded a 10-yard sack...Finished with nine tackles (five solo)...vs. Green Bay (Nov. 8): Posted eight tackles (six solo), including an eight-yard sack...Registered an INT and recovered a fumble... at New Orleans (Dec. 6): Finished with seven solo tackles, a nine-yard sack and a forced fumble... at New York Giants (Dec. 20): Posted 13 tackles (seven solo) and a pass defended...vs. Tampa Bay (Jan. 3): Recorded an INT, returning it 22 yards... Registered six tackles (four solo) and two passes defended...vs. Seattle (NFC Divisional, Jan. 17): Broke up a pass and posted five tackles (four solo)... vs. Arizona (NFC Championship, Jan. 24): Posted eight tackles (seven solo), personal highs for the 2015 postseason...Recorded two tackles for loss...vs. Denver (Super Bowl 50, Feb. 7): Despite a broken forearm, started and finished with seven tackles (six solo), including a tackle for loss.

**2014 (PANTHERS)**

Started 15 games and was inactive for another...Posted 129 tackles (92 solo), 2.5 sacks and nine tackles for loss...Added six passes defended, two forced fumbles and a recovery... Set a single-season career high with seven games of 10-plus tackles, raising his career total to 30 contests...Started both playoff contests, finishing with 17 solo tackles, a 12-yard sack and three tackles for loss...at Tampa Bay (Sept. 7): Recorded a season high with two passes defended...Totaled eight tackles (four solo)... vs. Detroit (Sept. 14): Recorded a season-high 14 tackles (12 solo)...at Baltimore (Sept. 28): Inactive (hip)...vs. Chicago (Oct. 5): Posted a pass defended, 11 tackles (seven solo) and a tackle for loss...at Green Bay (Oct. 19): Registered nine tackles (seven solo) and two tackles for loss...Added a four-yard sack...at Philadelphia (Nov. 10): Re-

corded eight tackles (five solo), including a four-yard sack... at Atlanta (Dec. 28): Posted five tackles and a half-sack... Added a pass defended and a fumble recovery...vs. Arizona (NFC Wild Card, Jan. 3): Finished with nine solo tackles and two tackles for loss...at Seattle (NFC Divisional, Jan. 10): Posted his second career postseason sack, bringing down QB Russell Wilson for a 12-yard loss... Finished the game with eight solo tackles.

**2013 (PANTHERS)**

Named NFC Defensive Player of the Month for November: Recorded 38 tackles (24 solo), a sack, a forced fumble, an INT and two passes defended to lead the Panthers to a 4-0 record during the month... Earned NFC Defensive Player of the Week honors for his performance in a Week 6 win at Minnesota: 10 tackles (nine solo), a career-high two sacks and a pass defended...Set or tied single-season career highs in tackles (151), solo tackles (111), sacks (four) and tackles for loss (13)...Set or tied then-single-season career highs in INTs (two) and passes defended (10)... Brought his career totals to 23 contests with 10-plus tackles by doing so in six games... Started all 16 games for the first time since 2008...Awards: NFC Defensive Player of the Month (November)...NFC Defensive Player of the Week (Week 6)...vs. Seattle (Sept. 8): Registered 14 tackles (eight solo) for his second-highest career total in season openers...vs. New York Giants (Sept. 22): Recorded five solo tackles, an 11-yard sack and two tackles for loss...at Minnesota (Oct. 13): Named NFC Defensive Player of the Week for his efforts...Posted a career-high two sacks for 17 yards...Finished with 10 tackles (nine solo) and a pass defended...vs. Atlanta (Nov. 3): Recorded an INT and eight tackles (four solo)...vs. New England (Nov. 18): Set a season high with 17 tackles (10 solo) and a tackle for loss...vs. San Francisco (NFC Divisional, Jan. 12): Posted nine tackles (seven solo) in his first postseason action since 2008.

**2012 (PANTHERS)**

Bounced back from three-straight seasons de-railed by knee injuries to play in 15 games with 12 starts...Posted 118 tackles (85 solo), nine tackles for loss and an INT...Broke up three passes, forced two fumbles and recovered another... Registered five games with at least 10 tackles, bringing his career total to 17 such games...at Tampa Bay (Sept. 9): Returned off the bench to post three tackles (two solo) and a tackle for loss...vs. New York Giants (Sept. 20): Inactive (hamstring)...vs. Dallas (Oct. 21): Posted 12 tackles (seven solo) and forced a fumble...vs. Tampa Bay (Nov. 18): Tied a single-game career high with 18 tackles (11 solo)...Added a forced fumble...vs. Atlanta (Dec. 9): Posted his lone INT of the season...Added 10 tackles (six solo)...vs. Oakland (Dec. 23): Registered 10 solo tackles and three tackles for loss.

**2011 (PANTHERS)**

Saw time in two games, starting both, before being placed on injured reserve with a season-ending knee injury...Posted 17 tackles (eight solo) and recovered a fumble...Brought his career games with 10-plus tackles to 12...at Arizona (Sept. 11): Recorded 11 tackles (six solo) and recovered a fumble... vs. Green Bay (Sept. 18): Finished with six tackles (two solo).

**2010 (PANTHERS)**

Missed the season on Physically Unable to Perform with an offseason knee injury.

**2009 (PANTHERS)**

Participated in seven games, starting them all, and was inactive for another before being placed on injured reserve with a season-ending knee injury... Recorded 14-plus tackles in each of the first two games of the season, giving him 11 career games with at least 10 tackles...Finished the year with 71 tackles (53 solo), 1.5 sacks and six tackles for loss...Had with INTs and five passes defended...vs. Philadelphia (Sept. 13):

Set a single-game career high with 18 tackles (13 solo) Added a tackle for loss and a pass defended... at Atlanta (Sept. 20): Finished with 14 tackles (11 solo)...at Tampa Bay (Oct. 18): Recorded seven solo stops and a tackle for loss...Added an INT that he returned 24 yards and two passes defended... vs. Buffalo (Oct. 25): Inactive (hamstring)...at Arizona (Nov. 1): Returned to action, posting eight tackles (five solo) while recording an INT and breaking up a pair of passes.

#### 2008 [PANTHERS]

Posted the first 100-tackle campaign of his career, finishing with 136 stops (94 solo)...Started all 16 games...Added 3.5 sacks, 13 tackles for loss, five passes defended, two forced fumbles and a recovery... Registered five games with double-digit tackles, bringing his career total to nine contests... Started the team's lone playoff contest, setting a postseason career high with 11 tackles (nine solo) and a tackle for loss...vs. Chicago (Sept. 14): Totaled 11 tackles (eight solo) and a tackle for loss...Forced a fumble... at Minnesota (Sept. 21): Finished with 11 tackles for the second-straight contest, posting four solo stops... at Oakland (Nov. 9): Recorded an eight-yard sack and a season-high 12 tackles (six solo)...at New York Giants (Dec. 21): Registered a six-yard sack while posting 11 tackles (nine solo)...vs. Arizona (NFC Divisional, Jan. 10): Started at LB...Set a postseason single-game career high with 11 tackles (nine solo)... Posted a tackle for loss.

#### 2007 [PANTHERS]

Started all 16 games for the first time in his career...Posted 85 tackles (68 total), three sacks and 13 tackles for loss... Registered the first INT of his career, broke up seven passes, forced two fumbles and recovered another...Posted a game with 10 tackles, giving him four career games with double-digit stops...Posted a tackle for loss in 10 games on the year, including a streak of four-straight...at Atlanta (Sept. 23): Totaled 10 tackles (nine solo) and a tackle for loss, marking the fourth game of his career with double-digit tackles...vs. Tampa Bay (Sept. 30): Recovered a fumble and posted five solo stops...at Tennessee (Nov. 4): Recorded his first sack of the season for a yard...Finished with five tackles (three solo), two tackles for loss and forced a fumble...vs. Seattle (Dec. 16): Recorded a 17-yard sack, forced a fumble and posted four tackles (one solo)...vs. Dallas (Dec. 22): Totaled four tackles (three solo)...Picked off the first pass of his career and posted two passes defended.

#### 2006 [PANTHERS]

Started 14 games and was inactive for two others, finishing with 96 tackles (73 solo), 1.5 sacks and five tackles for loss... Added four passes defended and a forced fumble...Recorded three games with 10-plus tackles, including one with 10 solo stops... Posted a tackle for loss in three-straight games...at Tampa Bay (Sept. 24): Totaled seven tackles (six solo) and a tackle for loss...Broke up a pair of passes in the victory... vs. Cleveland (Oct. 8): Finished with 11 tackles (10 solo)... at Cincinnati (Oct. 22): Inactive (ribs)...vs. Dallas (Oct. 29): Set a season high with 12 tackles (eight solo) with a tackle for loss...vs. St. Louis (Nov. 19): Recorded 10 tackles (nine solo and two tackles for loss...Set a then-career high with 1.5 sacks for 10 yards...at New Orleans (Dec. 31): Inactive (shoulder).

#### 2005 [PANTHERS]

Participated in all 16 games with one start, recording 28 tackles (18 solo), 1.5 sacks, three tackles for loss and a forced fumble...Added 10 tackles on special teams... Appeared in all three postseason contests, finishing with four solo tackles, a sack and a special teams tackle...vs. New Orleans (Sept. 11): Made his NFL debut, starting at S...Recorded a season-best six tackles (four solo)...vs. New England (Sept. 18): Recorded the first sack of his career, taking down QB Tom Brady...

at Arizona (Oct. 9): Posted three tackles (two solo), a tackle for loss and forced the first fumble of his career...vs. Atlanta (Dec. 4): Split a sack for three yards, finishing with four tackles (one solo) and a tackle for loss in the victory...at New York Giants (NFC Wild Card, Jan. 8): Made his NFL postseason debut, recording a seven-yard sack of QB Eli Manning for the first of his postseason career.

#### COLLEGE

Played three seasons (2002-04) at Georgia after redshirting in 2001, playing in 38 career games with 28 starts...Ended his career with 272 tackles (179 solo), 10.5 sacks, 17 tackles for loss, three INTs and 12 passes defended...Forced six fumbles and recovered four...Contributed at FS and LB...Earned unanimous first-team All-Southeastern Conference honors as a junior while garnering first-team (Sporting News) and second-team (The Associated Press) All-America recognition...Was a semifinalist for the Bednarik Award, given annually to the nation's top defensive player...In 2002, helped lead Georgia to its first SEC championship in 20 years, defeating Florida State in the Nokia Sugar Bowl to finish the year ranked No. 3.

#### PERSONAL

Given name Thomas Davis Sr... Nicknames are 'TD' and 'Pok-ey'... Born in Columbus, Ga... Married to Kelly and has four children, Skyy, Denim, Thomas Jr., and Mattison... With his wife, started the Thomas Davis Defending Dreams Foundation... Through the work of his foundation and his on-field success, was named 2014 Walter Payton NFL Man of the Year...Also was recognized in April 2014 with the Call to Courage Award, given annually to a Christian athlete who displays exemplary character through adversity and triumph...Led the construction of the only playground in his hometown, doing so in 2013... Bailed hay during his youth in Shellman, Ga., a rural town of about 1,000 people...In early 2018, his high school alma mater's stadium was re-named as the Thomas Davis Sr. Stadium...Studied consumer economics at Georgia, finishing the degree in 2010... High School: Four-sport star at Randolph-Clay High in Cuthbert, Ga... Earned honorable mention Class AA All-State recognition from the Atlanta Journal-Constitution and the Georgia Sports Writers Association as a senior after rushing for 1,032 yards and scoring a region-best 108 points in the regular season... Qualified for the state track & field championships for the 100-meter dash with a time of 10.5 seconds and the 400-meter relay, finishing on a team with a time of 43.98 seconds...Lettered in football, basketball, baseball and track & field.

## YEAR-BY-YEAR STATS

## DEFENSE

| Year          | Team | G          | GS         | Tack         | Solo       | Sack        | INT       | PD        |
|---------------|------|------------|------------|--------------|------------|-------------|-----------|-----------|
| 2005          | CAR  | 16         | 1          | 28           | 22         | 1.5         | 0         | 0         |
| 2006          | CAR  | 14         | 14         | 85           | 67         | 1.5         | 0         | 5         |
| 2007          | CAR  | 16         | 16         | 86           | 70         | 3.0         | 1         | 5         |
| 2008          | CAR  | 16         | 16         | 114          | 93         | 3.5         | 0         | 6         |
| 2009          | CAR  | 7          | 7          | 60           | 48         | 1.5         | 2         | 6         |
| 2011          | CAR  | 2          | 2          | 12           | 6          | 0           | 0         | 0         |
| 2012          | CAR  | 15         | 12         | 103          | 68         | 0           | 1         | 3         |
| 2013          | CAR  | 16         | 16         | 123          | 85         | 4.0         | 2         | 7         |
| 2014          | CAR  | 15         | 15         | 100          | 66         | 2.5         | 0         | 3         |
| 2015          | CAR  | 16         | 16         | 105          | 75         | 5.5         | 4         | 7         |
| 2016          | CAR  | 16         | 16         | 106          | 73         | 2.5         | 3         | 4         |
| 2017          | CAR  | 15         | 15         | 76           | 52         | 2.5         | 0         | 0         |
| 2018          | CAR  | 12         | 12         | 79           | 46         | 0           | 0         | 6         |
| 2019          | LAC  | 16         | 16         | 112          | 65         | 1.0         | 0         | 2         |
| <b>Career</b> |      | <b>192</b> | <b>174</b> | <b>1,189</b> | <b>836</b> | <b>29.0</b> | <b>13</b> | <b>54</b> |

\*Tackle stats according to STATS, LLC

## ADDITIONAL

FF-FR: 2-0 in 2005, 2-0 in 2006, 2-1 in 2007, 2-1 in 2008, 0-1 in 2011, 2-1 in 2012, 1-0 in 2013, 2-1 in 2014, 4-1 in 2015, 1-2 in 2016, 0-1 in 2017, 0-2 in 2018

## POSTSEASON

| Year          | Team | G         | GS       | Tack      | Solo      | Sack       | INT      | PD       |
|---------------|------|-----------|----------|-----------|-----------|------------|----------|----------|
| 2005          | CAR  | 3         | 0        | 5         | 5         | 1.0        | 0        | 0        |
| 2008          | CAR  | 1         | 1        | 10        | 9         | 0          | 0        | 0        |
| 2013          | CAR  | 1         | 1        | 8         | 4         | 0          | 0        | 0        |
| 2014          | CAR  | 2         | 2        | 16        | 10        | 1.0        | 0        | 0        |
| 2015          | CAR  | 3         | 3        | 18        | 10        | 0          | 0        | 0        |
| 2017          | CAR  | 1         | 1        | 4         | 4         | 0          | 0        | 0        |
| <b>Career</b> |      | <b>11</b> | <b>8</b> | <b>61</b> | <b>42</b> | <b>2.0</b> | <b>0</b> | <b>0</b> |

## CAREER HIGHS

## SINGLE-GAME

|                           |   |
|---------------------------|---|
| <b>Total Tackles:</b>     | 17, vs. New England (11/18/13)              |
| <b>Solo Tackles</b>       | 14, vs. Philadelphia (09/13/09)             |
| <b>Interceptions:</b>     | 1, 13 times, last at Oakland (11/27/16)     |
| <b>Sacks:</b>             | 2, at Minnesota (10/13/13)                  |
| <b>Passes Defended:</b>   | 2, six times, last at Washington (10/14/18) |
| <b>Forced Fumbles:</b>    | 1, 18 times, last at LA Rams (11/06/16)     |
| <b>Fumbles Recovered:</b> | 2, at Cleveland (12/09/18)                  |

**22**

# DESHAUN EVERETT

**S****6-0 // 203****6th NFL Season // Texas A&M****DOB: Feb. 22, 1992 // DeRidder (La.) H.S.**

## HONOR ROLL

&lt;&lt; Special Teams Captain [2018]

## TRANSACTIONS

Originally entered the NFL with the Tampa Bay Buccaneers as a college free agent on May 4, 2015... Waived by the Buccaneers on July 29, 2015... Signed with Washington on August 1, 2015... Waived by Washington on September 7, 2015... Signed to Washington's practice squad on September 8, 2015... Signed to Washington's active roster on October 3, 2015... Re-signed with Washington on March 6, 2018... Re-signed with Washington on November 3, 2019.

## PRO

Special teams standout who joined Washington in training camp in 2015... Enters 2020 having previously appeared in 64 career games with 11 starts, recording 83 tackles (51 solo), seven passes defended, one forced fumble and two interceptions, according to STATS.

## YEAR-BY-YEAR

### 2019 [WASHINGTON]

Recorded one tackle on special teams at PHI [9/8]... Posted two tackles on special teams against Dallas [9/15]... Finished his third straight game with a tackle against CHI [9/23]... Had two tackles against the Giants [9/29]... Raked in one solo tackle in a game vs. NE [10/6]... Did not see any game action due to an injury in a game at MIA [10/13], vs. SF [10/20], at MIN [10/24], at BUF [11/3] and vs. NYJ [11/17]... Returned from injury, played on both defense and special teams at home against the Lions [11/24]... Played four percent of defensive plays and 83 on special teams in a victory over CAR [12/1]... Placed on the reserve/injured list with a shoulder injury on 12/07.

### 2018 [WASHINGTON]

Appeared in 16 games with three starts, recording 17 total tackles (10 solo) and one interception... Played on defense and special teams in a win at ARI [9/9]... Contributed on special teams and defense vs. IND [9/16]... Appeared on defense and special teams and notched one solo tackle on special teams in a win vs. GB [9/23]... Contributed on defense and special teams and added one solo tackle on special teams at NO [10/8]... Contributed on special teams in a win vs. CAR [10/14]... Added one solo tackle on special teams in a win vs. DAL [10/21]... Notched one assisted tackle on special teams in a win at NYG [10/28]... Appeared on defense and special teams vs. ATL [11/4]... Tallied one solo tackle in a win at TB [11/11]... Contributed on defense and special teams vs. HOU [11/18]... Notched two tackles (one solo) at DAL [11/22]... Assisted on one tackle on defense and made one solo tackle on special teams at PHI [12/3]... Tallied one solo tackle and one special teams tackle vs. NYG [12/9]... Started at cornerback and made one special teams tackle at JAX [12/16]... Recorded three tackles (two solo) and two tackles for losses at TEN [12/22]... Started at free safety and recorded nine tackles (five solo) and one interception vs. PHI [12/30].

### 2017 [WASHINGTON]

Played in 14 games, posting career highs in starts (eight), tackles (52), solo tackles (31), passes defended (five) and forced fumbles (one)... Made first career start vs. PHI [9/10], contributing seven tackles (two solo)... Contributed three

special teams stops in a win at LAR [9/17]... Registered a pass defended in a win at OAK [9/24]... Made three solo tackles at KC [10/2]... Inactive with a hamstring injury vs. SF [10/15] and at PHI [10/23]... Contributed on defense and special teams vs. DAL [10/29]... Played on defense and special teams in a win at SEA [11/5]... Made three tackles (two solo) vs. MIN [11/12]... Played on special teams at NO [11/19]... Recorded a career-high six tackles (four solo) in a Thanksgiving night win vs. NYG [11/23]... Contributed six tackles (three solo) and a pass defended at DAL [11/30]... Led team with a career-high 11 tackles (six solo) and added a pass defended at LAC [12/10]... Tallied four tackles (three solo) and a pass defended in a win vs. ARI [12/17]... Made two tackles (one solo) and forced a fumble in a win vs. DEN [12/24]... Accrued 10 tackles (seven solo) and a pass defended at NYG [12/31].

### 2016 [WASHINGTON]

Transitioned from cornerback to safety in the offseason... Appeared in all 16 games, contributing four solo tackles and one interception in limited defensive snaps... Played on special teams in Weeks 1-8... After a bye in Week 9, contributed on special teams in Weeks 10-13... Saw his first defensive action of the season in a win at PHI [12/11], recording a solo tackle and his first career interception, stopping a Philadelphia drive in the end zone... Made a solo tackle vs. CAR [12/19]... Posted two solo tackles in a win at CHI [12/24]... Contributed on defense and special teams vs. NYG [1/1].

### 2015 [BUCCANEERS/WASHINGTON]

Signed with the Buccaneers as a college free agent but was waived on July 29... Signed with Washington during training camp... Appeared in 11 regular season games and one post-season game at cornerback in his rookie season, recording five tackles (three solo)... Made the Washington's 53-man roster after final cuts but was waived a day later and signed to the practice squad... Signed to Washington's active roster in Week 4 and made his NFL debut on special teams vs. PHI [10/4]... Contributed on special teams at ATL [10/11], at NYJ [10/18] and vs. TB [10/25]... Played on defense and special teams at NE [11/8]. Recorded three tackles (two solo) in a win vs. NO [11/15]... Contributed on defense and special teams at CAR [11/22]... Inactive with a hamstring injury vs. NYG [11/29] and vs. DAL [12/7]... Returned to action on special teams in a win at CHI [12/13]... Contributed on special teams in a win vs. BUF [12/20]... Made two special teams tackles in a division-clinching win at PHI [12/26]... Posted two tackles (one solo) in regular season finale at DAL [1/3]... Contributed on special teams in NFC Wild Card Round vs. GB [1/10].

## COLLEGE

Played collegiately at Texas A&M from 2011-14, appearing in 50 career games. Recorded 218 total tackles (123 solo), 26 passes defended, five interceptions and a fumble recovery during his career with the Aggies... As a senior in 2014, ranked second on the team with 73 stops including a team-high 45 solo tackles while starting every game at cornerback... Started nine games as a junior in 2013, recording defensive touchdowns in back-to-back games with a 12-yard fumble recovery against SMU and a career-long 34-yard pick-six at Arkansas... As a sophomore in 2012, started in 12 of 13 games, seeing action at cornerback and safety but missing one game due to injury. Intercepted QB A.J. McCarron at the goal line to stop a late Tide rally in the Aggies' 29-24 upset win at No. 1 Alabama... Was a reserve and special

teamer as a true freshman in 2011... Majored in agricultural leadership and development.

### PERSONAL

Attended DeRidder (La.) H.S., where he was a two-time All-Louisiana selection... Posted 130 tackles (10 for loss), three sacks and an interception as a senior. Also amassed 618 rushing yards and seven touchdowns on 72 carries on offense... Named PrepStar All-region... Ranked No. 27 in Louisiana by SuperPrep and was a three-star recruit by Rivals.com... Full name: Deshazor Dontee' Everett... First name pronounced "de-SHAY-zor"... Guardians are Monica and Joseph Bolden... Born Feb. 22, 1992.

### YEAR-BY-YEAR STATS

#### DEFENSE

| Year          | Team | G         | GS        | Tack      | Solo      | Sack     | INT      | PD       |
|---------------|------|-----------|-----------|-----------|-----------|----------|----------|----------|
| 2015          | Was  | 11        | 0         | 5         | 3         | 0        | 0        | 0        |
| 2016          | Was  | 16        | 0         | 4         | 4         | 0        | 1        | 1        |
| 2017          | Was  | 14        | 8         | 52        | 31        | 0        | 0        | 5        |
| 2018          | Was  | 16        | 3         | 17        | 10        | 0        | 1        | 1        |
| 2019          | Was  | 7         | 0         | 5         | 3         | 0        | 0        | 0        |
| <b>Career</b> |      | <b>64</b> | <b>11</b> | <b>83</b> | <b>51</b> | <b>0</b> | <b>2</b> | <b>7</b> |

\*Tackle stats according to STATS, LLC

#### ADDITIONAL

FF-FR: 1-0 in 2017

#### POSTSEASON

| Year          | Team | G        | GS       | Tack     | Solo     | Sack     | INT      | PD       |
|---------------|------|----------|----------|----------|----------|----------|----------|----------|
| 2015          | Was  | 1        | 0        | 0        | 0        | 0        | 0        | 0        |
| <b>Career</b> |      | <b>1</b> | <b>0</b> | <b>0</b> | <b>0</b> | <b>0</b> | <b>0</b> | <b>0</b> |

### CAREER HIGHS

#### SINGLE-GAME

|                         |  |
|-------------------------|--|
| <b>Total Tackles:</b>   | 11, at LA Chargers [12/10/17]                    |
| <b>Solo Tackles:</b>    | 7, at NY Giants [12/31/17]                       |
| <b>Interceptions:</b>   | 1, twice, last vs. Philadelphia [12/30/18]       |
| <b>Passes Defensed:</b> | 1, seven times, last vs. Philadelphia [12/30/18] |
| <b>Forced Fumbles:</b>  | 1, vs. Denver [12/24/17]                         |

**56**

# REUBEN FOSTER

**LB****6-1 // 235****4th NFL Season // Alabama****DOB: April 4, 1994 // Auburn [Ala.] H.S.**

## TRANSACTIONS

Originally selected by the San Francisco 49ers in the first round [31st overall] of the 2017 NFL Draft... Suspended for two games by the 49ers on July 3, 2018... Waived by the 49ers on November 25, 2018... Claimed on waivers by Washington on November 27, 2018... Placed on the Exempt/Commissioner's Permission list on November 28, 2018... Lifted from the Exempt/Commissioner's List on April 12, 2019.

## PRO

Enters 2020 after being on Reserved/Injured for the 2019 season after a torn ACL endured in the offseason... Appeared in 16 games with starts in all with San Francisco... Credited with 101 tackles (84 solo), two pass deflections, seven quarterback hurries and 10 tackles for loss in his first two seasons in San Francisco from 2017-18.

## YEAR-BY-YEAR

### 2019 [WASHINGTON]

Spent the season on Reserved/Injured after a torn ACL endured in the offseason.

### 2018 [49ERS]

Suspended for first two games of the season at MIN [9/9] and vs. DET [9/16]... Recorded seven tackles (six solo) and a pass deflection at KC [9/23]... Added another seven tackles, five unassisted with a quarterback hurry and a tackle for loss at LAC [9/30]... Contributed three solo tackles, one for a loss vs. ARI [10/7]... Notched nine tackles (eight solo) with a tackle for loss at GB [10/15]... Made two solo tackles vs. LAR [10/21]... Had one solo tackle and a quarterback hurry at ARI [10/28].

### 2017 [49ERS]

Started all nine games in which he appeared, finishing second on the team with 72 tackles (59 solo) and a pass deflection... Recorded 64 tackles in Weeks 9-17 and led all NFL rookies over that time span, including the team's Week 11 bye... Earned NFL Defensive Rookie of the Month honors for the month of November after leading all rookies in total tackles [30]... All-Rookie Team... Recorded double-digit tackles in consecutive games with 14 vs. ARI [11/5] and vs. NYG [11/12] for the first time in his career... Registered three solo tackles and a pass deflection in his NFL debut against CAR [9/10]... Inactive for five games at SEA [9/17], vs. LAR [9/21], at ARI [10/1], at IND [10/8] and at Was [10/15] due to ankle injury... Contributed five tackles (two solo) vs. DAL [10/22]... Inactive at PHI [10/29] due to ankle and rib injury... Returned with a career and season-high 14 tackles (13 solo) vs. ARI [11/5]... Followed with another double-digit performance of 10 tackles, six unassisted for San Francisco's first win of the season vs. NYG [11/12]... Added six solo tackles vs. SEA [11/26]... Made seven solo tackles in the first of five straight wins to end the season at CHI [12/3]... Notched eight tackles (seven solo) in the win at HOU [12/10]... Continued his strong performances with nine tackles, eight unassisted to win over TEN [12/17]... Had five solo tackles, a tackle for loss and a quarterback hurry in win over JAX [12/24]... Finished out the season on a five-game win streak with five tackles (two solo) at LAR [12/31].

## COLLEGE

Played collegiately at Alabama, appearing in 51 games with 24 starts from 2013-16... Recipient of the 2016 Butkus Award as the nation's best linebacker... Unanimous first team All-American... Nagurski Trophy finalist... Leader and signal caller of a defense that led the nation in rush defense (63.9 ypg) and scoring defense (13.0 ppg), and ranked second in total defense (261.8 ypg) ... Registered 222 career tackles, 24 tackles for loss, 11 pass deflections and eight sacks... Led the Crimson Tide with a team-high 115 tackles (60 solo) with 13.0 tackles for loss, five sacks, eight quarterback hurries and two pass breakups as a senior... Collected a career-high and team-leading 12 tackles against Mississippi, which he also matched in the national championship game against Clemson... Started every game as a junior, finishing second on the team with 73 total tackles, eight tackles for loss, two sacks, three quarterback hurries and nine pass breakups... Recorded his most dominant collegiate game with a then career-high 11 tackles, two for a loss, a sack and a pass break-up against Tennessee... Played in 11 games with one start as a sophomore, making the third-most special teams tackles on the team (eight)... Credited with 22 tackles (11 solo), two tackles for a loss and one sack... Saw time in nine games and accounted for 12 tackles, one for a loss as a true freshman... Contributed on special teams and a backup at mike linebacker.

## PERSONAL

Attended Auburn High School in Auburn, Ala., where he was the nation's consensus No. 1 inside linebacker... Named 2012 first team All-USA Football Team, chosen by USA Today... Named defensive MVP of the 2013 Under Armour All-America Game... Recorded 102 tackles with 22 tackle for loss and six sacks as a senior... Earned first team All-State honors from the Alabama Sports Writers Association and was named the BA Lineman of the Year... Made 185 tackles (144 solo), 34 tackles for loss and 18 sacks as a junior... Son of Inita Berry Paige and Danny Foster... Born April 4, 1994.

## YEAR-BY-YEAR STATS

### DEFENSE

| Year          | Team | G         | GS        | Tack       | Solo      | Sack     | INT      | PD       |
|---------------|------|-----------|-----------|------------|-----------|----------|----------|----------|
| 2017          | SF   | 10        | 10        | 72         | 59        | 0        | 0        | 1        |
| 2018          | SF   | 6         | 6         | 29         | 25        | 0        | 0        | 1        |
| <b>Career</b> |      | <b>16</b> | <b>16</b> | <b>101</b> | <b>84</b> | <b>0</b> | <b>0</b> | <b>2</b> |

\*Tackle stats according to STATS, LLC

## CAREER HIGHS

### SINGLE-GAME

|                         |   |
|-------------------------|---|
| <b>Total Tackles:</b>   | 14, vs. Arizona [11/5/17]               |
| <b>Solo Tackles:</b>    | 13, vs. Arizona [11/5/17]               |
| <b>Passes Defensed:</b> | 1, twice, last at Kansas City [9/23/18] |

# KENDALL FULLER

29



CB

5-11 // 198

5th NFL Season // Virginia Tech

DOB: February 13, 1995 // Our Lady of Good Counsel H.S.

## TRANSACTIONS

Originally selected by Washington in the third round [84th overall] of the 2016 NFL Draft... Traded to the Kansas City Chiefs on March 14, 2018... Signed with Washington as an unrestricted free agent on March 18, 2020.

## PRO

Re-joined Washington during the 2020 offseason... Finishes 2019 having appeared in 55 regular season games with 31 starts from 2016-19... Recorded 225 tackles [172 solo], 26 passes defended, 6 interceptions and 2 forced fumbles in his first four NFL seasons with Washington [2016-17] and Kansas City [2018-19]... Also started in four of the five previous career postseason contests, including a win in Super Bowl LIV.

## YEAR-BY-YEAR

### 2019 [CHIEFS]

Played in 11 games with four starts and tallied 49 tackles [34 solo], 1.0 sack and two passes defended on the year... Registered seven tackles [four solo] in a win at JAX [09/08]... Totaled six tackles [five solo], one sack and one pass defended in a win at OAK [09/15]... Added eight tackles [seven solo] in a win vs. BAL [09/22]... Registered eight tackles [six solo] and one pass defended in a win at DET [09/29]... Added one tackle vs. IND [10/06]... Added one tackle vs. HOU [10/13]... Inactive in Weeks 7-11... Added three tackles in a win vs. OAK [12/01]... Added two solo tackles in a win at NE [12/08]... Registered two tackles in a win vs. DEN [12/15]... Tallied five tackles [three solo] in a win at CHI [12/22]... Added six tackles [five solo] in a win vs. LAC [12/29]... Registered four tackles [three solo] with one interception and two passes defended to help guide the Chiefs to a victory against the San Francisco 49ers in Super Bowl LIV.

### 2018 [CHIEFS]

Played and started in 15 games in his first season with the Chiefs. Compiled 82 tackles [64 solo], two interceptions, one forced fumble and 12 passes defended on the year... Recorded first start with the Chiefs in Week 1 of the 2018 season at Los Angeles Chargers [09/09]... Logged first interception in a Chiefs uniform vs. Denver [10/28]... Logged first forced fumble with KC, second of his career in Week 13 at Oakland [12/01].

### 2017 [WASHINGTON]

Played in 16 games with six starts. Totaled 54 tackles [42 solo], 4 interceptions, one forced fumble and 10 passes defended on the year... Posted career-highs in interceptions [4], tying with Redskins S D.J. Swearinger for most interceptions on the team... Allowed a 55.0 passer rating when covering the slot... This ranked as the lowest mark in the NFL during the 2017 season... At 22 years old on the final day of the 2017 calendar year, became the youngest member of the Redskins to record at least four interceptions in a season since Sean Taylor's four-interception season at 21 years of age in 2004, according to records provided by Pro Football Reference.

### 2016 [WASHINGTON]

Played in 13 games with six starts at the nickel spot in his rookie campaign. Compiled 40 tackles [32 solo] and two

passes defended on the year... Inactive in Weeks 1-3... Made NFL debut in a win vs. CLE [10/2], adding eight tackles [seven solo]. Became the fourth brother in his family to appear in the NFL, helping the Fullers join the Browns as only the second set of four brothers to all play in the NFL.

## COLLEGE

Played collegiately at Virginia Tech from 2013-15, starting in 28 of the 29 games in which he appeared... Compiled 119 career tackles [73 solo], 27 pass breakups, eight interceptions [one returned for a touchdown], two forced fumbles and two fumbles recoveries... Limited by a knee injury to three games as a junior in 2015, posting seven tackles and 1.0 sack... As a sophomore in 2014 posted 54 tackles [32 solo], 2.0 sacks and two interceptions in 13 games [all starts] and was a first-team All-ACC selection... Also earned second-team All-American honors from the Football Writers Association of America and USA Today in 2014... Was named the ACC Defensive Rookie of the Year as a freshman in 2013 after posting 58 tackles [38 solo], six interceptions, a forced fumble and one fumble recovery... Earned first-team freshman All-American selections from the FWAA, Sporting News, 247Sports and College Football News.

## PERSONAL

Attended Our Lady of Good Counsel in Olney, Md., where he played football and ran track... As a senior, he was named the Gatorade Player of the Year for the state of Maryland, was selected to the U.S. Army All-American Game and was the U.S. Army All-American Defensive Player of the Year and was named All-Met Offensive Player of the Year by the Washington Post... During his senior year he totaled 44 receptions for 695 yards and seven touchdowns on offense, and three interceptions, eight pass breakups, 28 tackles and 1.0 sack on defense... Was selected first-team All-WCAC his senior year... He is the youngest of four brothers to play in the NFL. With his NFL debut the Fuller family joined the Browns - Ross, Jim, Joey and Keith - as the only other set of four brothers to all play in the NFL... His three older brothers also played for Virginia Tech - Vincent, Corey and Kyle. Vincent played seven years [2005-11] for the Tennessee Titans and Detroit Lions. Corey played for the Detroit Lions and the New Orleans Saints [2013-17]. Kyle was drafted in the first round of the 2014 NFL Draft by the Chicago Bears, where he has played since... Hometown is Baltimore, Md. Born February 13, 1995.

## YEAR-BY-YEAR STATS

## DEFENSE

| Year          | Team | G         | GS        | Tack       | Solo       | Sack       | INT      | PD        |
|---------------|------|-----------|-----------|------------|------------|------------|----------|-----------|
| 2016          | WAS  | 13        | 6         | 40         | 32         | 0          | 0        | 2         |
| 2017          | WAS  | 16        | 6         | 54         | 42         | 0          | 4        | 10        |
| 2018          | KC   | 15        | 15        | 82         | 64         | 0          | 2        | 12        |
| 2019          | KC   | 11        | 4         | 49         | 34         | 1.0        | 0        | 2         |
| <b>Career</b> |      | <b>55</b> | <b>31</b> | <b>225</b> | <b>172</b> | <b>1.0</b> | <b>6</b> | <b>26</b> |

\*Tackle stats according to STATS, LLC

## ADDITIONAL

FF-FR: 1-0 in 2017, 1-0 in 2018

## POSTSEASON

| Year          | Team | G        | GS       | Tack      | Solo      | Sack     | INT      | PD       |
|---------------|------|----------|----------|-----------|-----------|----------|----------|----------|
| 2018          | KC   | 2        | 2        | 13        | 9         | 0        | 0        | 1        |
| 2019          | KC   | 3        | 2        | 5         | 4         | 0        | 1        | 2        |
| <b>Career</b> |      | <b>5</b> | <b>4</b> | <b>18</b> | <b>13</b> | <b>0</b> | <b>1</b> | <b>3</b> |

## CAREER HIGHS

## SINGLE-GAME

**Total Tackles:** 12, vs. Oakland (12/30/18)

**Solo Tackles:** 9, vs. Oakland (12/30/18)

**Passes Defensed:** 4, vs. Baltimore (12/09/18)

**51**

# SHAUN DION HAMILTON

**LB****6-0 // 235****3rd NFL Season // Alabama****DOB: Sept. 11, 1995 // Carver H.S. (Montgomery, Ala.)**

## TRANSACTIONS

Originally selected by Washington in the sixth round (197th overall) of the 2018 NFL Draft.

## YEAR-BY-YEAR

### 2019 [WASHINGTON]

Appeared in 16 games and finished the season with 69 tackles (50 solo), 2.5 sacks, one interception, two passes defensed and five tackles for loss...Tallied three solo tackles, including one tackle for a loss at PHI [9/8]...Recorded four solo tackles vs. DAL [9/15]... Made an appearance against the Bears [9/23]... Logged a tackle in vs. NYG [9/29]... Recorded one tackle on special teams in a game vs. NE [10/6]... Tallied two solo tackles, one interception and one pass defensed in a win over MIA [10/13]... Recorded three total tackles vs. SF [10/20]... Finished with four total tackles at MIN [10/24]... Notched 6 total tackles and a tackle for loss at BUF [11/3]... Assisted on two tackles vs. Jets [11/17]... Finished with six tackles [three solo] and his first sack of the season against the Lions [11/24]... Logged two tackles [one solo] in a victory over CAR [12/1]... Assisted on a tackle and recorded a solo tackle in addition to defending a pass vs. GB [12/8]... Logged two solo tackles in a matchup vs. PHI [12/15]... Recorded four solo tackles and one tackle for loss in a contest vs. NYG [12/22]...Saw action and registered four tackles [two solo], including one for a loss and recovered a fumble at DAL [12/29].

### 2018 [WASHINGTON]

Appeared in all 16 games with four starts, recording 22 total tackles (15 solo), two tackles for loss, 1.5 sacks and one forced fumble in his rookie campaign... Appeared on special teams in win at ARI [9/9]... Contributed on special teams vs. IND [9/16]... Registered two solo tackles on special teams in a win vs. GB [9/23]... Appeared on special teams at NO [10/8]... Recorded first career forced fumble and added one solo tackle on special teams in a win vs. CAR [10/14]... Contributed on special teams in a win vs. DAL [10/21]... Tallied one assisted tackle on special teams in a win at NYG [10/28]... Appeared on special teams vs. ATL [11/4]... Contributed on special teams in a win at TB [11/11]... Contributed on special teams vs. HOU [11/18]...Tallied one quarterback hit at DAL [11/22]... Contributed on defense and special teams at PHI [12/3]... Record his first career start, first professional tackle and seven in total vs. NYG [12/9]... Notched his first career half sack and recorded four tackles [two solo] at JAX [12/16]... Added four solo tackles and one tackle for a loss at TEN [12/22]... Recorded seven tackles [five solo], two quarterback hits, one tackle for loss, and earned his first career sack vs. PHI [12/30].

## COLLEGE

Played collegiately at Alabama from 2014-17, compiling 134 tackles (65 solo), 16.0 tackles for loss, 4.5 sacks, four pass breakups, two interceptions and two forced fumbles in 51 career games with the Tide... Named as a permanent team captain as a senior in 2017 and recorded 40 tackles (20 solo), 5.5 tackles for loss, 2.5 sacks and two pass breakups despite being limited to nine games by a knee injury... Ranked third on Alabama with 64 tackles (31 solo) as a junior before suffering a season-ending injury in the SEC Championship in 2016. Also added 9.0 tackles for loss, 2.0 sacks, two interceptions and a pass breakup in 13 games... Played in all 15 games in the Tide's national championship campaign in 2015, contributing

27 tackles (14 solo) and 1.5 tackles for loss as a sophomore... Played in 14 games in a reserve role as a freshman in 2014.

## PERSONAL

Attended Carver H.S. in Montgomery, Ala., where he was a first-team Alabama Sports Writers Association 6A all-state selection as a senior in addition to being his class valedictorian... Recorded 119 tackles four sacks, three interceptions, six forced fumbles and a blocked punt that season... Was also a 2012 ASWA first-team 6A all-state selection after making 123 tackles as a junior... Selected to participate in the 2014 U.S. Army All-American Bowl... Was rated as a four-star prospect... Member of the AL.com 2013 Super All-State Team and was No. 6 on AL.com's 2014 "A-List"... Son of Shelton and Diane Hamilton... Father, Lt. Col. Shelton Hamilton, served more than 20 years in the U.S. Army Reserve and spent two tours in Afghanistan... First name pronounced "Shawn DEE-on"... Born Sept. 11, 1995.

## YEAR-BY-YEAR STATS

### DEFENSE

| Year          | Team | G         | GS       | Tack      | Solo      | Sack       | INT      | PD       |
|---------------|------|-----------|----------|-----------|-----------|------------|----------|----------|
| 2018          | WAS  | 16        | 4        | 22        | 15        | 1.5        | 0        | 0        |
| 2019          | WAS  | 16        | 0        | 47        | 35        | 1.0        | 1        | 2        |
| <b>Career</b> |      | <b>32</b> | <b>4</b> | <b>69</b> | <b>50</b> | <b>2.5</b> | <b>1</b> | <b>2</b> |

\*Tackle stats according to STATS, LLC

### ADDITIONAL

FF-FR: 1-0 in 2018, 1-1 in 2019

## CAREER HIGHS

### SINGLE-GAME

**Total Tackles:** 7, twice, last vs. Philadelphia [12/30/18]  
**Solo Tackles:** 5, twice, last at Buffalo [11/3/19]  
**Sacks:** 1, twice, last vs. Detroit [11/24/19]

**13**

# KELVIN HARMON

**WR** 6-2 // 215  
2nd NFL Season // North Carolina State

DOB: Dec. 15, 1996 // Palmyra [N.J.] H.S.

## TRANSACTIONS

Originally selected by Washington in the sixth round (206th overall) of the 2019 NFL Draft.

## YEAR-BY-YEAR

### 2019 [WASHINGTON]

Appeared in 16 games with eight starts and finished the season with 30 receptions for 365 yards (12.2 avg.)...Made his NFL debut and had two receptions for 31 yards at PHI [9/8]... Made first career start in game vs. Dallas [9/15]... Appeared vs CHI as a wide out [9/23]... Recorded two catches for 14 yards against the Giants [9/29]... Logged one catch for four yards in contest vs. NE [10/6]... Tallied one catch for eight yards in a win over MIA [10/13]... Active vs. SF [10/20]... Caught one pass for 11 yards on the road in Minnesota [10/24]... Started at BUF [11/3] and caught one pass for six yards... Had a career day against the Jets, posting 53 receiving yards on five catches [11/17]... Hauled in three catches for 43 yards vs. DET [11/24]... Caught three passes for 51 yards in a victory over CAR [12/1]... Hauled in a 30-yard reception on third down on the road against Green Bay [12/8]... Caught two passes for 22 yards in a matchup vs. PHI [12/15]... Logged 86 yards on seven catches in a matchup vs. NYG [12/22]...Started and hauled in three receptions for 33 yards at DAL [12/29].

## COLLEGE

Played collegiately at North Carolina State from 2016-18, where he appeared in 38 games... Totaled 177 receptions for 2,665 receiving yards and 16 touchdowns... Recorded seven games in which he posted 100 or more receiving yards, the fifth best mark in school history... Posted back-to-back seasons with 1,000 or more receiving yards... Played in all 12 games his junior year in 2018, recording 81 receptions for 1,186 yards, and seven touchdowns, earning him an All-ACC first team selection and was named a Bilienikoff Award candidate, an annual award given to nation's most outstanding wide receiver... During his sophomore campaign in 2017, was named a Bilienikoff Award candidate, after he amassed 1,017 yards on 69 receptions for four touchdowns in 13 games... His receiving yards during his sophomore season rank sixth in school history for single-season receiving yards and was the second-best ever for an NC State sophomore. Became the first NC State receiver to eclipse 1,000 yards since 2003. Earned a second-team All-ACC selection and attained the team's Gary Rowe Award for wide receiver of the year... His 69 receptions in his sophomore season also ranks fourth in school history for single-season receptions, best ever by a sophomore... Led the team in touchdown receptions (5) during his freshman year in 2016... Was named to the Athlon Sports All-ACC Freshman squad.

## PERSONAL

Attended Palmyra H.S. in Palmyra, N.J., where he collected 2,764 receiving yards in 165 receptions and 36 touchdowns... Played both wide receiver and safety... During his senior year in 2015, Harmon caught 66 passes for 1,111 yards and 14 touchdowns, leading the state of New Jersey in receiving yards... He also tallied 38 tackles, two sacks and an interception in his senior season while playing safety... Majored in parks, recreation and tourism management... Born in Liberia, Harmon came to the United States when he was four years old... Born on Dec. 15, 1996.

## YEAR-BY-YEAR STATS

### RECEIVING

| Year   | Team | GP | GS | Rec | Yds | Avg  | Lg | TD |
|--------|------|----|----|-----|-----|------|----|----|
| 2019   | Was  | 16 | 8  | 30  | 365 | 12.2 | 30 | 0  |
| Career |      | 16 | 8  | 30  | 365 | 12.2 | 30 | 0  |

7



# DWAYNE HASKINS JR.

QB

6-4 // 218

2nd NFL Season // Ohio State

DOB: May 3, 1997 // Bullis H.S. [Potomac, Md.]

## TRANSACTIONS

Originally selected by Washington in the first round (15th overall) of the 2019 NFL Draft.

## PRO

Enters 2020 having previously appeared in nine games [seven starts]. Completed 119-of-203 passes for 1,365 yards with seven touchdowns and seven interceptions for a passer rating of 76.1 in his rookie NFL seasons.

## YEAR-BY-YEAR

### 2019 [WASHINGTON]

Appeared in nine games with seven starts and finished the season 119-for-203 for 1,365 yards and seven touchdowns along with seven interceptions... Served as the back up quarterback and did not play in Week 1-Week 3... Received his first game action against the Giants, throwing for 107 yards and adding 23 on the ground... Did not see any game action vs. NE [10/6]... Did not see any game action at MIA [10/13] or vs. SF [10/20]... Played the second half vs. MIN, finished with 33 yards on 3-of-5 passing [10/24]... Made his first career start at BUF [11/3], passing for 144 yards on 15 completions and rushing for 14 yards on 3 carries... Passed for 214 yards on 19-of-34 passing, including throwing his first two touchdown passes in a loss against the Jets [11/17]... Won his first game, passing for 156 yards on 13-of-29 passing with 28 yards rushing on three carries at home vs. the Lions [11/24]... Threw for 147 yards going 13-of-25 in a victory over CAR [12/1]... Threw for 170 yards on 16-of-27 passing with a touchdown vs. the Packers [12/8]... Logged 261 yards on 19-of-28 passes and two touchdowns in a contest vs. PHI [12/15]... Threw for 133 yards and two touchdowns going 12-of-15 and did not return due to an ankle injury in a contest vs. NYG [12/22]... Inactive at DAL [12/29].

## COLLEGE

Played collegiately in 22 games at Ohio State from 2017-18... Completed 410-of-587 passes [69.85 percent] for 5,408 passing yards with 54 touchdown passes and only nine interceptions in a season-and-a-half... Holds multiple Ohio State career records, including completion percentage [69.9], passing yards per game [245.3], total offense per game [254.1 yards], games of 300 or more passing yards [9] and 400 or more passing yards [4]... Earned Ohio State single-season records in pass attempts [533], completion percentage [70.0] and passing yards per game [345.1]... Amassed multiple single game records at Ohio State, including passing yards [499], pass attempts [73], pass completions [49] and total offense [494 yards]... Won the *Chicago Tribune* Silver Football award as the best player in the Big Ten, along with earning the Big Ten's Graham-George Offensive Player of the Year and Griese-Brees Quarterback of the Year awards... Awarded Third-Team All-American from the *Associated Press* and named an Academic All-Big Ten Conference award winner in 2018... Two-time OSU Scholar-Athlete [2016-2017]. Named a Heisman Trophy finalist after he completed 370-of-530 passes [69.81 percent] for 4,843 yards with 50 touchdowns and only eight interceptions in 14 games in 2018... Threw for 455 yards, completing 33-of-44 passes with a Big Ten Conference record six touchdowns and two interceptions in a win vs. Indiana [10/6]... Captured an Ohio State single-season record 49-of-73 pass attempts

for 470 yards with two touchdowns and one interception at Purdue [10/20]... Completed 20-of-31 passes for 396 yards with six touchdowns, tying the Big Ten Conference record in touchdown passes in a win vs. No. 4 Michigan [11/24]... Connected on 22-of-34 passes for 263 yards and three touchdowns in a Rose Bowl victory vs. No. 9 Washington [1/1]... Attained several Big Ten Conference records, including single-season passing yards [4,831], single-season pass completions [373], single-season touchdown passes [50], single-season total offense [4,939 yards], total touchdowns responsible for in one season [54], career passing efficiency [173.98] and touchdown passes in a single game [6; vs. Indiana [10/6] and Michigan [11/24].

## PERSONAL

Attended Bullis School in Potomac, Md., approximately 29 miles away from Redskins team headquarters in Ashburn, Va... Selected as a part of the first-team consensus All-Maryland team... Earned *Washington Post* all-metro honors and Interstate Athletic Conference (IAC) player of the year honors as a senior... Named to the Under Armour All-American game... Consensus 4-star prospect (ESPN, Rivals, 247Sports, Scout)... Threw for 1,963 yards and 24 touchdowns as a junior and was named the Maryland Gatorade Player of the Year... Completed 170-of-286 passes his senior year, amassing 2,217 yards and 20 touchdowns... Played at Ohio State with fellow 2019 Redskins draftee Terry McLaurin... Son of Tamara and Dwayne Haskins Sr... Majored in journalism... Born on May 3, 1997.

**YEAR-BY-YEAR STATS****PASSING**

| Year          | Team | G        | GS       | Att        | Comp       | Pct         | Yds          | Yd/A       | TD       | Int      | Lg         | Rate        |
|---------------|------|----------|----------|------------|------------|-------------|--------------|------------|----------|----------|------------|-------------|
| 2019          | Was  | 9        | 7        | 203        | 119        | 58.6        | 1,365        | 6.7        | 7        | 7        | 75t        | 76.1        |
| <b>Career</b> |      | <b>9</b> | <b>7</b> | <b>203</b> | <b>119</b> | <b>58.6</b> | <b>1,365</b> | <b>6.7</b> | <b>7</b> | <b>7</b> | <b>75t</b> | <b>76.1</b> |

**RUSHING**

|               | Team | Att       | Yards      | Yd/A       | Lg        | TD       |
|---------------|------|-----------|------------|------------|-----------|----------|
| 2019          | Was  | 20        | 101        | 5.1        | 23        | 0        |
| <b>Career</b> |      | <b>20</b> | <b>101</b> | <b>5.1</b> | <b>23</b> | <b>0</b> |

**88**

# HALE HENTGES

**TE****6-4 // 245****2nd NFL Season // Alabama****DOB: Aug. 19, 1996 // Helias H.S. [Jefferson City, Mo.]**

## TRANSACTIONS

Originally signed as a undrafted rookie free agent with the Indianapolis Colts on May 3, 2019... Released by the Colts on October 5, 2019... Signed by Washington on October 7, 2019.

## YEAR-BY-YEAR

### 2019 [COLTS/WASHINGTON]

Appeared in 11 games with four starts and hauled in eight receptions for 103 yards and one touchdown... Did not record any stats while with the Colts Week 1-Week5... Signed on 10/7... Made debut with the Redskins and played 22 snaps on offense and special teams in a game vs. MIA [10/13]... Made his first career start vs. SF [10/20]... Started against the Vikings, recorded his first career reception for 13 yards [10/24]... Active at BUF [11/3]... Played against the Jets and was targeted once [11/17]... Played 15 snaps at home against the Lions [11/24]... Played in 47 percent of offensive snaps and 24 on special teams in a victory over CAR [12/1]... Started at tight end vs. Green Bay, also played on special teams [12/8]... Saw game action in a contest vs. PHI [12/15]... Logged his first career touchdown and notched 28 yards on two catches in a matchup vs. NYG [12/22]...Saw action and had career-highs in receptions (four) and receiving yards (62).

## COLLEGE

Played four years at Alabama [2015-18], winning 42 games and two national titles... Known for his skill as a blocking tight end, played in 14 games as a senior... Recorded a career-high two touchdowns in the win over Texas A&M... Posted his sixth and final collegiate score in the national championship against Clemson... Played in all 14 games his junior season, finishing the year with three touchdown receptions... Played in 15 games his freshman and sophomore seasons.

## PERSONAL

Played in the 2014 Under Armour All-America Game, rated a three-star prospect by ESPN and No. 109 in their top 300... No. 3 tight end and No. 3 player in the state of Missouri... Finished his high school career with 2,559 yards and 34 touchdowns... three-time All-State select by Missouri Football Coaches Association.

## YEAR-BY-YEAR STATS

### RECEIVING

| Year          | Team    | GP        | GS       | Rec      | Yds        | Avg         | Lg        | TD       |
|---------------|---------|-----------|----------|----------|------------|-------------|-----------|----------|
| 2019          | Ind/Was | 11        | 4        | 8        | 103        | 12.9        | 24        | 1        |
| <b>Career</b> |         | <b>11</b> | <b>4</b> | <b>8</b> | <b>103</b> | <b>12.9</b> | <b>24</b> | <b>1</b> |

# COLE HOLCOMB

55



LB

6-1 // 240

2nd NFL Season // North Carolina

DOB: July 30, 1996 // New Smyrna Beach [Fla.] H.S.

## TRANSACTIONS

Originally selected by Washington in the fifth round (173rd overall) of the 2019 NFL Draft.

## YEAR-BY-YEAR

### 2019 [WASHINGTON]

Appeared in 16 games with 15 starts at linebacker and registered 101 tackles (70 solo), one sack, one pass defended and three forced fumbles...Made his NFL debut and tallied eight tackles [seven solo] and a game-high two tackles for loss at PHI [9/8]... Tailed two solo tackles vs. the Cowboys [9/15]... Post a season-high nine tackles vs CHI [9/23]... Tallied four tackles against NYG and forced his career fumble [9/29]... Logged 10 tackles [eight solo] in matchup vs. NE [10/6]. Tallied six tackles [four solo] in a win over MIA [10/13]... Recorded three solo tackles and one special teams tackle vs. SF [10/20]... Finished with seven tackles vs. MIN and forced his second fumble on the season, becoming the seventh rookie to have at least two in a season [10/24]... Started at BUF [11/3] and recorded 3 total tackles... Finished with six tackles [four solo] at home against the Jets to become one of seven rookies in franchise history to post at least 60 tackles [11/17]... Record 13 tackles [seven solo], his first career sack and a tackle for loss [third most tackles in a single game by a rookie in franchise history] at home against Detroit [11/24]... Logged four tackles [two solo] and one tackle for loss in a victory over CAR [12/1]... Recorded seven tackles, moving his season total to 85 on the season, vs. GB [12/8]... Logged six solo tackles in a contest vs. PHI [12/15]... Notched four solo tackles in a matchup vs. NYG [12/22]... Started and recorded six tackles [four solo] and one pass defended at DAL [12/29].

## COLLEGE

Played collegiately at North Carolina from 2015-18, accumulating 328 tackles (171 solo), 15.5 tackles for loss, 12 passes defended, four forced fumbles, 2.5 sacks and a fumble recovery in 49 career games... Earned second-team All-ACC honors as a senior in 2018 after and led the ACC averaging 9.5 tackles per game. Started in all 11 games in which he appeared, tallying a team-leading 105 tackles, a sack, eight tackles for loss, a quarterback pressure, four pass breakups and four forced fumbles. Earned a career-high 22 tackles and forced three fumbles en route to ACC Linebacker of the Week honors against Georgia Tech... Started the first 11 games of the season and led the team in tackles [93] for the second year in a row as a junior. Ranked sixth in the ACC with 8.5 tackles per game with 2.5 tackles for loss, a fumble recovery, four quarterback hurries and three pass breakups... Started all 13 games at outside linebacker, registering 115 total tackles [62 solo], five tackles for loss, five passes defended and one sack as a sophomore... Appeared in all 14 games, primarily on special teams as a freshman. Also saw time at linebacker, recording 15 tackles on the year. Joined the team as a walk-on prior to the 2014 season.

## PERSONAL

Attended New Smyrna Beach H.S. in New Smyrna Beach, Fla. where he saw playing time at safety, linebacker and tight end... Earned second-team all-county honors during his senior season... Helped lead his team to a district championship and advance to the second round of the 7A state playoffs as a junior... Competed in both football and soccer...

Majored in management and society... Son of Beth and Jack Holcomb... Born on July 30, 1996.

## YEAR-BY-YEAR STATS

### DEFENSE

| Year          | Team | G         | GS        | Tack       | Solo      | Sack       | PD       | FF       | FR       |
|---------------|------|-----------|-----------|------------|-----------|------------|----------|----------|----------|
| 2019          | Was  | 16        | 15        | 101        | 70        | 1.0        | 1        | 3        | 0        |
| <b>Career</b> |      | <b>16</b> | <b>15</b> | <b>101</b> | <b>70</b> | <b>1.0</b> | <b>1</b> | <b>3</b> | <b>0</b> |

\*Tackle stats according to STATS, LLC

**3**

# DUSTIN HOPKINS

**K****6-2 // 205****7th NFL Season // Florida State****DOB: Oct. 1, 1990 // Clear Lake H.S. (Houston, Texas)**

## TRANSACTIONS

Originally selected by the Buffalo Bills in the sixth round (177th overall) of the 2013 NFL Draft... Waived by the Bills on August 25, 2014... Signed to the New Orleans Saints' practice squad on December 17, 2014... Waived by the Saints on September 5, 2015... Signed with Washington on September 14, 2015... Re-signed with Washington on March 12, 2018.

## PRO

Enters 2020 having previously kicked in 71 games, converting 124-of-146 field goal attempts (84.9 percent) and 139-of-146 PATs (95.2 percent). Also recorded 250 touchbacks on 340 career kickoffs (73.5 percent) through the conclusion of the 2019 season... At the conclusion of the 2019 campaign, his 84.9 career field goal percentage was second-best among kickers with at least 50 made field goals in team history.

## YEAR-BY-YEAR

### 2019 (WASHINGTON)

Appeared in all 16 games and converted 25-for-30 field goal attempts (83.3 percent) and 21-of-22 PATs for 96 total points... Connected on both of his field goal attempts... Hit a 41 yard field goal in the first quarter and a 48-yard field goal in the second quarter... The first-quarter field goal was the 100th of his career... Went 3-for-3 on PAT's at PHI [9/8]... Made all three PATs in a contest against Dallas [9/15]... Missed a 43-yarder against the Bears [9/23]... Connected on a 21-yarder vs. the NYG [9/29]... Recorded one PAT in a contest vs. NE [10/6]... Made one of two field goals in a victory over MIA [10/13]... Had one field goal attempt vs. SF [10/20]... Connected on all three field goal attempts vs. MIN [10/24]... Made all three of his field goal attempts at BUF [11/3]... Went 1-of-2 vs. Jets, connecting on a 44-yarder... Connected on all four kicks at home against Detroit, including the 39-yard game winner [11/24]... Made three-of-four on field goals in a victory over CAR [12/1]... Connected on a 52-yard field goal, moving him second place all-time in franchise history for made 50+ yard field goals, on the road vs. the Packers [12/8]... Made two-of-two field goals and all three extra point attempts in a contest vs. PHI [12/15]... Connected on all five of his extra point attempts in a matchup vs. NYG [12/22]... Went three-for-three from field goal range and knocked in his sole extra point attempt at DAL [12/29].

### 2018 (WASHINGTON)

Converted 26-of-29 field goal attempts (89.7 percent) and 25-of-26 PATs for 103 points in 16 games... Connected on only field goal attempt from 31 yards and 3-for-3 on PATs in a win at ARI [9/9]... Hit field goals of 49, 27 and 49 yards in a 3-for-4 performance vs. IND [9/16]... Converted a 35-yard field goal and with the score, passed Shaun Suisham for 4th on Washington's kickers' all-time scoring list. Finished 4-for-4 on PATs in a win vs. GB [9/23]... Went 2-for-2 on field goal attempts, including a season-long 53-yarder and recorded the third-most field goals of 50 or more yards in team history at NO [10/8]... Connected on three field goal attempts and two PATs, including a career long 56-yard field goal which tied for the third longest in franchise history. Finished with 11 points and registered 352 career points. Passed Hugh Taylor (348) and Gary Clark (348) for 8th on Washington's all-time scoring list in a win vs. CAR [10/14]...

Connected on two field goals and two PATs scoring eight points in the game. Tied Jerry Smith (360) for seventh on Washington's all-time scoring list in a win vs. DAL [10/21]... Connected on 2-of-3 field goal attempts, including a 53-yard field goal, and finished with eight points for the game (368). With the extra point following Washington's first touchdown of the game, passed Jerry Smith (360) for seventh on Washington's all-time scoring list in a win at NYG [10/28]... Went 2-for-2 on PATs vs. ATL [11/4]... Connected on all three field goal attempts (43, 43 and 26 yards) and now ranks fifth all-time in franchise history in field goals between 40-49 yards in a win at TB [11/11]... Went 3-for-3 on PATs vs. HOU [11/18]... Kicked a 31-yard field goal at DAL [11/22]... Connected on both of his field goal attempts hitting field goals of 44 and 47 yards and he (394) passed Art Monk (390) for sixth on the all-time franchise list for total points at PHI [12/3]... Contributed on special teams vs. NYG [12/9]... Connected on a 36-yard field goal as time expired for second career game-winning field goal at JAX [12/16]... The last time Hopkins connected on a game winner was Sept. 25, 2016 at the New York Giants... Registered three field goals on three attempts, including a 50-yard field goal in the first quarter. He has now recorded four field goals from 50-plus yards to tie a single season franchise record, which is currently held by Graham Gano (4 in 2011), John Hall (4 in 2003) and Mark Moseley (4 in 1977) at TEN [12/22]... Contributed on special teams vs. PHI [12/30].

### 2017 (WASHINGTON)

Led Washington in scoring with 60 points in only eight games after finishing the season 14-of-17 on field goal attempts and 18-of-19 on PATs... Went 2-for-2 on PATs and converted his only field goal attempt from 33 yards out vs. PHI [9/10]... Went 2-for-3 on field goal attempts and 3-for-3 on PATs in a win at LAR [9/17]. First field goal of the day pushed him past Kai Forbath (60) for sole possession of fifth-most career field goals in Washington history... Hit field goals of 23 and 28 yards in a 2-for-3 performance in a win vs. OAK [9/24]... Converted two field goal attempts at KC [10/2], including what was a then-game-tying 40-yarder in the final minute... Hit field goals of 48 and 21 yards, respectively, and was 2-of-3 on PATs in a win vs. SF [10/15]... Placed on Reserve/Injured list with a hip injury in Week 7... Activated in Week 15 after being designated for return... Went 2-for-2 on field goal attempts in his return to action in a win vs. ARI [12/17]... Converted both field goal attempts in a win vs. DEN [12/24]... Hit a season-long 49-yard field goal on the final play of the first half at NYG [12/31].

### 2016 (WASHINGTON)

Converted 34-of-42 field goal attempts (81.0 percent) and 36-of-39 PATs for 138 points in 16 games. His 34 field goals broke Mark Moseley's 1983 team record (33)... Named the NFC's Special Teams Player of the Month for September after opening the season 11-for-11 on field goal attempts, becoming the first Washington kicker to earn the honor. His 11 field goals were the most through the first three games in team history... Converted 3-of-3 field goal attempts and his lone PAT vs. PIT [9/12]... Added another 3-for-3 performance on field goals vs. DAL [9/18]... Tied a team record by converting a career-high five field goals on five attempts in a win at NYG [9/25], earning his first career NFC Special Teams Player of the Week honor... Made a 49-yard field goal and four PATs in a win vs. CLE [10/2]. Extended career-long streak of consecutive regular season field goals to 16, dating back to 2015... Had his streak of consecutive field goal attempts end at 16

# 3 DUSTIN HOPKINS

in a win at BAL (10/9) when his 56-yard attempt into 30 mph wind gusts fell short... Went 2-for-2 on field goal attempts including a 50-yarder in a win vs. PHI (10/16)... Went 1-for-2 on field goals at DET (10/23)... Helped force overtime with a 40-yard field goal in the fourth quarter but finished 2-for-4 on field goals in a tie against CIN (10/30) in London... Converted 4-of-4 field goal attempts and 2-of-2 PATs in a win vs. MIN (11/13). In the process, became the 29th player in team history to record 200 career points with Washington. Passed Scott Blanton (44) for 10th-most career field goals in franchise history... Made a 37-yard field goal and was 3-for-4 on PATs in exceedingly windy conditions in a win vs. GB (11/20)... Went 2-for-4 on field goals at DAL (11/24). Also added two PATs to reach 100 points on the season, becoming the first member of Washington to accomplish the feat in consecutive seasons since Graham Gano in 2010-11... Went 3-for-3 on field goal attempts at ARI (12/4), including a season-long 53-yarder. Set a new single-season career high and passed Brett Conway (52) for ninth on the team's all-time career field goals list... Had a streak of 15 consecutive games with a field goal snapped in a win at PHI (12/11). Was one game shy of tying Mark Moseley (16 consecutive games across the 1976-77 seasons) for the second-longest streak in team history... Converted all three field goal attempts vs. CAR (12/19). Entered the Top 10 in points in a single season in franchise history (including both kickers and position players). Pushed his field goal total this season to 31, tying Graham Gano (31 in 2011) and Chip Lohmiller (31 in 1991) for second-most in team history. Passed Sam Baker and John Hall (54 each) for seventh on the team's all-time made field goals list... Converted 2-of-2 field goal attempts and five PATs in a win at CHI (12/24). With his second field goal, tied Mark Moseley's record (33 in 1983) for the most field goals in a single season in team history. Passed No. 6 Terry Allen (126 in 1996), No. 5 Chip Lohmiller (128 in 1989) and No. 4 Lohmiller (131 in 1990) on the franchise's single-season scoring list... Broke Mark Moseley's team record for field goals in a season with his 34th field goal of the season vs. NYG (1/1). Became the 18th player in Washington history (including both kickers and position players) to record 250 career points, and his field goal also tied him with Graham Gano (59) for sixth-most career field goals made in Washington history.

## 2015 (SAINTS/WASHINGTON)

Completed first season 25-of-28 on field goal attempts for Washington. His 89.3 field goal percentage in 2015 marked the third-best single-season percentage in Washington history... Spent the offseason with the Saints before being waived during final cuts... Signed with Washington in Week 2... Made NFL debut in win vs. STL (9/20), converting a 46-yard field goal and three PATs... Went 2-for-2 on field goal attempts at NYG (9/24)... Made a career-high three field goals in a 3-for-3 performance vs. PHI (10/4), also converting on two PATs... Went 2-for-3 on field goals at ATL (10/11), including a then-career-long 52-yarder with no time remaining to force overtime. Became the first Washington kicker to force overtime with a game-tying field goal in the final minute of regulation since John Hall vs. the New York Giants on Sept. 21, 2003... Recorded a career-long 54-yard field goal at NYJ (10/18), the longest Washington field goal since Graham Gano's team-record 59-yard field goal on Nov. 6, 2011. Became the first Washington kicker to record a field goal of 50 yards or more in consecutive games since John Hall in Weeks 5-6 of the 2003 season... Converted a 35-yard field goal and also kicked the NFL's first successful onside kick of the season in the largest comeback win (24 points) in team history vs. TB (10/25)... Hit a 23-yard field goal at NE (11/8)... Converted a career-high four field goals on four attempts against his former team vs. ND (11/15), pushing his career-best streak of consecutive made field goals to 10... Was 2-for-2 on PATs at CAR (11/22)... Went 2-for-3 on field goals and 2-for-2 on

PATs in a win vs. NYG (11/29)... Converted 3-of-4 field goal attempts vs. DAL (12/7)... Converted his only field goal attempt — a 47-yarder into the wind at Solider Field — early in the fourth quarter in a three-point win at CHI (12/13)... Went 5-for-5 on PATs in a win vs. BUF (12/20)... Converted a 28-yard field goal and went 4-for-5 on PATs in a division-clinching win at PHI (12/26). Exceeded the 100-point mark for the season during the game, posting the 25th 100-point season in team history... Converted two field goal attempts in regular season finale at DAL (1/3)... Hit a 25-yard field goal in NFC Wild Card Round vs. GB (1/10).

## 2014 (BILLS/SAINTS)

Signed to the Saints' practice squad on Dec. 17 after spending the offseason with the Bills.

## 2013 (BILLS)

Inactive for each of the first five games with a groin injury before being placed on Injured Reserve on Oct. 7.

## COLLEGE

Played collegiately at Florida State, setting a new NCAA career scoring record for kickers (466 points) during a storied four-year career... Also established new NCAA, ACC and Florida State records with 88 career field goals... His 88th career field goal in the Orange Bowl over Northern Illinois pushed him past Georgia's Billy Bennett (87, 2000-03)... Kicked at least one field goal in 46 career games to set the all-time NCAA record... Named to All-ACC following his junior and senior seasons... Walter Camp All-American and AP All-American (Second Team) as a senior captain when he posted 140 points to set a new conference all-time single season scoring mark, as he made 25-of-30 field goal attempts... As a junior in 2011, converted 22-of-27 field goal attempts and was a first-team All-ACC selection.

## PERSONAL

Attended Clear Lake H.S. in Houston, where he was a two-time Texas 5A all-state selection and USA Today first-team All-American as a senior... Participated in the Under Armour All-America game... Also started in the secondary for Clear Lake... Boasted better than a 4.0 weighted GPA... Son of Jim and Karen Hopkins... Married his wife, Gabrielle, in July of 2014 and welcomed their son, Wake Steele, in March of 2017... Born Oct. 1, 1990.

## YEAR-BY-YEAR STATS

## KICKING

| Year          | Team | G         | FG             | Pct.        | Lg        | PAT            | Pct.        | Pts.       |
|---------------|------|-----------|----------------|-------------|-----------|----------------|-------------|------------|
| 2015          | Was  | 15        | 25/28          | 89.3        | 54        | 39/40          | 97.5        | 114        |
| 2016          | Was  | 16        | 34/42          | 81.0        | 53        | 36/39          | 92.3        | 138        |
| 2017          | Was  | 8         | 14/17          | 82.4        | 49        | 18/19          | 94.7        | 60         |
| 2018          | Was  | 16        | 26/29          | 89.7        | 56        | 25/26          | 96.2        | 103        |
| 2019          | Was  | 16        | 25/30          | 83.3        | 53        | 21/22          | 95.5        | 96         |
| <b>Career</b> |      | <b>71</b> | <b>124/146</b> | <b>84.9</b> | <b>56</b> | <b>139/146</b> | <b>95.2</b> | <b>511</b> |

## KICKOFFS

| Year          | Team | KO         | TB         | Pct         | Yds           | Avg         |
|---------------|------|------------|------------|-------------|---------------|-------------|
| 2015          | Was  | 76         | 52         | 68.4        | 4,891         | 64.4        |
| 2016          | Was  | 90         | 65         | 72.2        | 5,760         | 64.0        |
| 2017          | Was  | 40         | 29         | 72.5        | 2,574         | 64.4        |
| 2018          | Was  | 69         | 56         | 81.2        | 4,427         | 64.2        |
| 2019          | Was  | 65         | 48         | 73.8        | 4,200         | 64.6        |
| <b>Career</b> |      | <b>340</b> | <b>250</b> | <b>73.5</b> | <b>21,852</b> | <b>64.3</b> |

## ADDITIONAL

**Game-Winning FGs [last 2:00/OT]:** 3 [9/25/16 at NYG], [12/16/18 at JAX], [11/25/19 vs. DET]

**Career-Best Streak:** 16\* [Wk. 14 2015-Wk. 4 2016]

\*Regular season only

## POSTSEASON

2015: 1-of-1 on FG, 1-for-2 on PAT

## CAREER HIGHS

## SINGLE-GAME

|                            |  |
|----------------------------|--|
| <b>Field Goals Made:</b>   | 5, at NY Giants [9/25/16]                    |
| <b>Field Goals Att.:</b>   | 5, at NY Giants [9/25/16]                    |
| <b>PATs Made:</b>          | 5, four times, last vs. NY Giants [12/22/19] |
| <b>PATs Att.:</b>          | 5, four times, last vs. NY Giants [12/22/19] |
| <b>Points:</b>             | 17, twice, last at NY Giants [9/25/16]       |
| <b>Kickoffs:</b>           | 9, vs. New Orleans [11/15/15]                |
| <b>Kickoff Touchbacks:</b> | 7, at NY Giants [9/25/16]                    |

**80**

# DONTRELLE INMAN

**WR****6-3 // 205****7th NFL Season // Virginia****DOB: January 31, 1989 // Batesburg-Leesville (SC) H.S.**

## TRANSACTIONS

Originally signed as an undrafted rookie free agent by the Jacksonville Jaguars on July 26, 2011...Cut on September 2, 2011...Signed by the San Diego Chargers on January 6, 2014...Signed as a RFA by the Los Angeles Chargers on March 9, 2017...Traded to the Chicago Bears on October 25, 2017...Signed as a FA by the Indianapolis Colts on October 16, 2018...Signed as a free agent with the New England Patriots on May 13, 2019...Cut on August 18, 2019...Signed by the Los Angeles Chargers on August 22, 2019...Cut on November 25, 2019...Signed by the Indianapolis Colts on December 10, 2019... Signed with the Washington Football Team on August 4, 2020.

## PRO

Enters 2020 having played in 66 regular season games with 15 starts... Career totals include 70 receptions for 935 yards (13.4-yard avg.) and 6 touchdowns... Has also averaged 24.1 yards on 47 kickoff returns... Played in all 3 of the Broncos' postseason games in 2015, including Super Bowl 50, and had 3 receptions for 31 yards.

## YEAR-BY-YEAR

### 2019 (COLTS/CHARGERS)

Appeared in seven games making one start...Had five receptions for 76 yards in his only start in Week 4 at Miami (9/29).

### 2018 (COLTS)

Appeared in nine games with four starts and scored three touchdowns... Caught four passes for 46 yards and a score in Week 16 vs. NYG (12/23)...Tallied five receptions for 77 yards and one touchdown in Week 17 at Tennessee (12/30).

### 2017 (CHARGERS/BEARS)

Appeared in 12 games with seven starts...Had six receptions for 88 yards in Week 10 vs. Green Bay (11/12)...Had four receptions for 64 yards Week 12 at Philadelphia (11/26)...Had a score Week 13 vs. San Francisco (12/03).

### 2016 (CHARGERS)

Appeared in 16 games with 16 starts...Had seven catches for 120 yards and a touchdown Week 4 vs. New Orleans (10/02)...Had four receptions for 72 yards at Denver Week 8 (10/30)...Tallied six receptions for 119 yards and a score Week 12 at Houston (11/27)...Had six catches for 71 yards at Carolina Week 14 (12/11)...Had five receptions for 68 yards Week 15 vs. Oakland (12/18).

### 2015 (CHARGERS)

Appeared in 14 games with seven starts...Had three receptions for 88 yards Week 3 vs. Cleveland (10/04)...Had a score Week 6 at Green Bay (10/18)...Had eight receptions for 82 yards and a touchdown Week 16 at Oakland (12/24).

### 2014 (CHARGERS)

Appeared in seven games...Had seven receptions for 79 yards Week 16 at San Francisco (12/20)...Had five receptions for 79 yards Week 17 at Kansas City (12/28).

## COLLEGE

Played in 42 games at Virginia and totaled 78 receptions for 1,098 yards and three touchdowns... As a senior, played in 12 games and had 51 receptions for 815 yards and three touchdowns... Posted the second-best receiving game in school history with 239 yards against Duke... In 2009, played in five games and accumulated eight receptions for 80 yards... As a sophomore, appeared in 12 games and had two receptions for 22 yards... In 2007, played in 13 games and totaled 17 receptions for 181 yards.

## PERSONAL

Attended Batesburg-Leesville High School in Batesburg, S.C., where he was named honorable mention all-state and AA Player of the Year as a junior by The State newspaper... Born Jan. 31, 1989.

## YEAR-BY-YEAR STATS

### RECEIVING

| Year          | Team        | GP        | GS        | Rec        | Yds         | Avg         | Lg        | TD        |
|---------------|-------------|-----------|-----------|------------|-------------|-------------|-----------|-----------|
| 2014          | SD          | 7         | 0         | 12         | 158         | 13.2        | 28        | 0         |
| 2015          | SD          | 14        | 7         | 35         | 486         | 13.9        | 68        | 3         |
| 2016          | SD          | 16        | 16        | 58         | 810         | 14.0        | 57t       | 4         |
| 2017          | LAC/<br>CHI | 12        | 7         | 25         | 343         | 13.7        | 26        | 1         |
| 2018          | Ind         | 9         | 4         | 28         | 304         | 10.9        | 29        | 3         |
| 2019          | Ind/<br>Lac | 7         | 1         | 12         | 181         | 15.1        | 28        | 0         |
| <b>Career</b> |             | <b>65</b> | <b>35</b> | <b>170</b> | <b>2282</b> | <b>13.4</b> | <b>68</b> | <b>11</b> |

### POSTSEASON

| Year          | Team | GP       | GS       | Rec      | Yds       | Avg         | Lg        | TD       |
|---------------|------|----------|----------|----------|-----------|-------------|-----------|----------|
| 2018          | Ind  | 2        | 1        | 8        | 108       | 13.5        | 21        | 1        |
| <b>Career</b> |      | <b>3</b> | <b>0</b> | <b>3</b> | <b>31</b> | <b>10.3</b> | <b>13</b> | <b>0</b> |

**98****MATT IOANNIDIS****DT****6-3 // 310****5th NFL Season // Temple****DOB: Jan. 11, 1994 // Hunterdon Central Regional H.S. (Flemington, N.J.)****TRANSACTIONS**

Originally selected by Washington in the fifth round (152nd overall) of the 2016 NFL Draft... Waived on September 3, 2016... Signed to Washington's practice squad on September 4, 2016... Signed to the Washington's active roster on September 19, 2016... Signed multi-year contract extension on April 18, 2019.

**PRO**

Former fifth-round pick enters 2020 having appeared in 54 games, tallying 130 tackles [84 solo], 20.5 sacks, two forced fumbles and one fumble recovery, according to STATS.

**YEAR-BY-YEAR****2019 [WASHINGTON]**

Appeared in 16 games with 15 starts and registered single season career-highs in total tackles [64], solo tackles [42], sacks [8.5] and tackles for loss [11]... Recorded one solo tackle at PHI [9/8]... Recorded four solo tackles in the home opener versus the Cowboys [9/15]... Notched his first sack of the season vs. CHI [9/23]... Recorded seven total tackles against NYG [9/29], tying career high for single game... Had five total tackles [one for loss], 0.5 sacks and three quarterback hits vs. NE [10/6]... Recorded a sack and a tackle for loss at MIA [10/13]... Led team with nine total tackles vs. SF [10/20] and recorded one tackle for loss. Set new career-high for total tackles and solo tackles in a game [8]... Recorded one sack, six total tackles and one tackle for loss at MIN [10/24]... Had one sack, four total tackles and a tackle for loss at BUF [11/3]... Recorded three tackles vs. NYJ [11/17]... Had one sack, two total tackles and one tackle for loss vs. DET [11/24]... Recorded two sacks, three total tackles and one tackle for loss in his 30th career start at CAR [12/1]... Notched three total tackles, one tackle for loss and one sack at GB [12/8]... Recorded one total tackle vs. PHI [12/15]... Notched five total tackles, one stuff and one quarterback hit vs. NYG [12/22]... Started and finished with three tackles (two solo) and one pass defended at DAL [12/29].

**2018 [WASHINGTON]**

Appeared in 14 games with nine starts, totaling 31 tackles [23 solo], 7.5 sacks, six tackles for loss, one fumble recovery and one forced fumble... Posted one solo tackle, one sack, a forced fumble and first career fumble recovery in win at ARI [9/9]... Recorded sacks in back-to-back games for the first time in his career and finished with two solo tackles, two quarterback hits, one tackle for loss and one sack [two yards] vs. IND [9/16]... Recorded a sack for a third consecutive game and finished with two tackles [one solo], one tackle for loss, one quarterback hit and one sack for a loss of seven yards in a win vs. GB [9/23]... Added three tackles [one solo] at NO [10/8]... Contributed one solo tackle in a win vs. CAR [10/14]... Added one solo tackle in a win vs. DAL [10/21]... Finished with five tackles [four solo], 2.5 sacks for a loss of 16 yards and four quarterback hits and has now recorded a career high for sacks in a single-season with 5.5 sacks for the year in a win at NYG [10/28]... Finished with a team high seven tackles [six solo] and one sack for a loss of eight yards vs. ATL [11/4]... Recorded a sack for a loss of three yards and now has a team high 7.5 sacks on the season in a win at TB [11/11]... Tallied three tackles [two solo] vs. HOU [11/18]... Notched one solo tackle at DAL [11/22]... Inactive at

PHI [12/3]... Contributed on defense vs. NYG [12/9]... Tallied one assisted tackle at JAX [12/16]... Added one solo tackle at TEN [12/22]... Inactive week 17 vs. PHI [12/30].

**2017 [WASHINGTON]**

Posted career highs in games played [14], starts [10], total tackles [27], solo tackles [13], sacks [4.5] and forced fumbles [one]... Recorded his first career half-sack vs. PHI [9/10], combining with Ryan Kerrigan to bring down Carson Wentz... Made a solo tackle in a win at LAR [9/17]... Made two tackles [one solo] including a half-sack in a win vs. DAK [9/24]... Posted three tackles [one solo] and a sack at KC [10/2]... Contributed three tackles including a career-high 1.5 sacks in a win vs. SF [10/15]... Assisted on a tackle at PHI [10/23]... Recorded three tackles (two solo) and his first career forced fumble vs. DAL [10/29]... Inactive with a hand injury at SEA [11/5] and vs. MIN [11/12]... Notched a quarterback hit at NO [11/19]... Assisted on a tackle and hit Eli Manning twice in a Thanksgiving night win vs. NYG [11/23]... Added two tackles [one solo] at DAL [11/30]... Made three tackles [two solo] including a sack at LAC [12/10]... Tallied two tackles [one solo] in a win vs. ARI [12/17]... Assisted on a tackle in a win vs. DEN [12/24]... Recorded four tackles [three solo] at NYG [12/31].

**2016 [WASHINGTON]**

Appeared in 10 games as a rookie, adding eight tackles [six solo]... Waived during final cuts but signed to the practice squad a day later... Promoted to Washington's active roster in Week 3... Made NFL debut in his home state of New Jersey, appearing on special teams in a win at NYG [9/25]... Played on defense and special teams in a win vs. CLE [10/2]... Added two tackles [one solo] in a win at BAL [10/9]... Posted a tackle in a win vs. PHI [10/16]... Made a solo tackle at DET [10/23]... Inactive at CIN [10/30], vs. MIN [11/13], vs. GB [11/20] and at DAL [11/24]... Contributed on defense and special teams at ARI [12/4]... Added two solo tackles in a win at PHI [12/11]... Contributed a solo tackle vs. CAR [12/19]... Played on defense and special teams in a win at CHI [12/24]... Made a solo tackle vs. NYG [1/1].

**COLLEGE**

Played collegiately at Temple from 2012-15, appearing in 44 career games for the Owls... Posted 118 career tackles [77 solo, 30.0 for loss], 10.0 sacks, eight pass breakups and a forced fumble... Two-time team captain... Started every game in 2015, earning first-team All-AAC honors and being named a third-team All-American by Phil Steele... Led all Temple defensive linemen with 47 tackles and led the entire defense with 11.0 tackles for loss. Named second-team All-AAC... Changed his number from No. 95 to No. 9 in keeping with school tradition that dictates single-digit numbers be given to the toughest players on the team... Played in every game as a sophomore in 2013, tying for the Owls lead with 3.0 sacks and finishing as the defensive line's leading tackler [26]... Played in six games as a true freshman in 2012.

**PERSONAL**

Attended Hunterdon Central Regional H.S. in Flemington, N.J., where he was a team captain and three-year letterwinner... Was a 2011 Newark Star-Ledger second-team all-state selection, a first-team all-state Group 4 honoree, and all-West Jersey honoree... Helped the Red Devils to three consecutive Mid-State 39 Delaware Division Conference cham-

pionships from 2009-11... As a senior, posted 101 tackles (65 solo, 14 for loss), 8.0 sacks, three fumble recoveries, a blocked punt and a touchdown... Majored in communication studies... Son of Betsy Ioannidis. Has two brothers, Andrew and Kevin... Last name pronounced "eye-an-NYE-dis"... Born Jan. 11, 1994 in Marlton, N.J.

### YEAR-BY-YEAR

#### DEFENSE

| Year          | Team | G         | GS        | Tack       | Solo      | Sack        | PD       | FF       | FR       |
|---------------|------|-----------|-----------|------------|-----------|-------------|----------|----------|----------|
| 2016          | Was  | 10        | 0         | 8          | 6         | 0           | 0        | 0        | 0        |
| 2017          | Was  | 14        | 10        | 27         | 13        | 4.5         | 0        | 1        | 0        |
| 2018          | Was  | 14        | 9         | 31         | 23        | 7.5         | 0        | 1        | 1        |
| 2019          | Was  | 16        | 15        | 64         | 42        | 8.5         | 1        | 0        | 0        |
| <b>Career</b> |      | <b>54</b> | <b>34</b> | <b>130</b> | <b>84</b> | <b>20.5</b> | <b>1</b> | <b>2</b> | <b>1</b> |

\*Tackle stats according to STATS, LLC

#### ADDITIONAL

TFL: 17 in 2017, 11 in 2018, 16 in 2019.

### CAREER HIGHS

#### SINGLE-GAME

**Total Tackles:** 9, vs. San Francisco [10/20/19]  
**Solo Tackles:** 8, vs. San Francisco [10/20/19]  
**Sacks:** 2.5, at NY Giants [10/28/18]

**41**

# DANNY JOHNSON

**CB****5-9 // 190****3rd NFL Season // Southern****DOB: Nov. 17, 1995 // East Feliciana H.S. (Jackson, La.)**

## TRANSACTIONS

Originally entered the NFL with Washington as a college free agent on May 2, 2018... Placed on team's Reserved/Injured list with a leg injury on December 19, 2018... Placed on Physically Unable to Perform List on Aug. 31, 2019... Activated from Physically Unable to Perform List on Dec. 10, 2019... Placed on Reserve/Injured List on Dec. 24, 2019.

## YEAR-BY-YEAR

### 2019 [WASHINGTON]

Activated from Physically Unable to Perform List on [12/10]... Recorded 10 total tackles and one pass defended in first start vs. PHI [12/15]... Made one total tackle in a start vs. NYG [12/22]... Placed on Reserve/Injured List with a hand injury on [12/24].

### 2018 [WASHINGTON]

Appeared in 14 games with one start, notching eight total tackles (seven solo) and one pass defended... Returned 12 kickoffs for 283 yards (23.6 avg.)... Made NFL debut and contributed on special teams with one kick return for 24 yards in a win at ARI [9/9]... Appeared on special teams vs. IND [9/16]... Contributed on special teams with one kick return for 15 yards in a win vs. GB [9/23]... Added one solo tackle on special teams and two kick returns for 45 yards (22.5 avg.) at NO [10/8]... Assisted on one special teams tackle in a win vs. CAR [10/14]... Notched one solo tackle in a win vs. DAL [10/21]... Added one assisted special teams tackle in a win at NYG [10/28]... Tallied two solo tackles and a tackle for loss vs. ATL [11/4]... Tallied four solo tackles and one pass defended in a win at TB [11/11]... Recorded one solo tackle on special teams and returned four kickoffs for 78 yards vs. HOU [11/18]... Returned a kickoff for a career high 44 yards at DAL [11/22]... Assisted on a special teams tackle at PHI [12/3]... Returned two kickoffs for a combined 58 yards vs. NYG [12/9]... Notched one assisted tackle at JAX [12/16]... Placed on team's Reserved/Injured list with a leg injury on Dec. 19.

## COLLEGE

Played collegiately at Southern from 2014-17... Appeared in 46 career games, totaling 190 career tackles (143 solo), 39 pass breakups and 16 interceptions (including three returned for touchdowns). Also collected a rushing touchdown, passing touchdown, receiving touchdown, punt return touchdown and kickoff return touchdown during his career... Started all 45 career games in which he played and was a three-time All-SWAC and two-time All-FCS selection... Tallied 55 tackles (43 solo), 12 pass breakups and three interceptions (including two returned for touchdowns) in 2017. Also responsible for three offensive touchdowns (one passing, one rushing, one receiving) and one special teams touchdown (punt return) on the year... Led the Football Championship Subdivision with seven interceptions in 2016, including one he returned for a touchdown. Added a career-high 57 tackles (43 solo) on the year... Made 38 tackles (27 solo) and picked off three passes in 11 games in 2015... Posted 40 tackles (30 solo), three interceptions and a kickoff return touchdown as a freshman in 2014.

## PERSONAL

Attended East Feliciana H.S. in Jackson, La., where he competed at both defensive back and wide receiver... Also competed in basketball and baseball, garnering in all-district honors in all three sports... Became the first Southern player to compete in the Senior Bowl in 23 years... Graduated with a degree in criminal justice... Son of Danny Johnson Sr. and Lisa Johnson... Has a son, Aiden... Born Nov. 17, 1995.

## YEAR-BY-YEAR STATS

### DEFENSE

| Year          | Team | G         | GS       | Tack      | Solo      | Sack     | INT      | PD       |
|---------------|------|-----------|----------|-----------|-----------|----------|----------|----------|
| 2018          | Was  | 14        | 1        | 8         | 7         | 0        | 0        | 1        |
| 2019          | Was  | 2         | 2        | 11        | 10        | 0        | 0        | 1        |
| <b>Career</b> |      | <b>16</b> | <b>3</b> | <b>19</b> | <b>17</b> | <b>0</b> | <b>0</b> | <b>2</b> |

\*Tackle stats according to STATS, LLC

91



# RYAN KERRIGAN

LB

6-4 // 265

10th NFL Season // Purdue

DOB: Aug. 16, 1988 // Muncie (Ind.) Central H.S.

## HONOR ROLL

- << Four-time Pro Bowl selection (2012, 2016-18 seasons)
- << Two-time PFWA All-NFC (2016-17)
- << 2015 Washington Walter Payton Man of the Year
- << Media Good Guy Award (2014)
- << PFW/PFWA All-Rookie Team (2011)
- << NFL Top 100 Players [No. 70 after 2014]

## TRANSACTIONS

Originally selected by Washington in the first round (16th overall) of the 2011 NFL Draft... Signed multi-year contract extension on July 29, 2015.

## PRO

Enters 2020 started in all 140 regular season games in which he has appeared... Credited by STATS with 437 tackles (321 solo), 90.0 sacks, three interceptions (all returned for touchdowns), 26 forced fumbles and three fumbles recovered through the 2019 season... Ranked second on Washington's all-time sack list (84.5) after his first eight seasons... Became the first member of Washington to start all 16 games in each of the first eight seasons of an NFL career since the adoption of the 16-game schedule in 1978... Became the first member of Washington since the 1970 merger to open a career with 100 consecutive starts, according to the Elias Sports Bureau... Is one of five players (Jared Allen, Derrick Thomas, DeMarcus Ware and Reggie White) in NFL history to record at least 7.5 sacks in each of the first eight seasons of a career since the NFL adopted sacks as an official statistic in 1982... As of the end of the 2019 season, is one of only three players in NFL history with 60+ sacks and 3+ interceptions returned for touchdowns (Julius Peppers and Jason Taylor).

## YEAR-BY-YEAR

### 2019 (WASHINGTON)

Recorded his 129th consecutive regular season start, the longest active streak among active NFL linebackers... Tallied one tackle at PHI [9/8]... Recorded his first sack of the season vs. DAL [9/15] his 12th against the Cowboys... Notched one tackle vs. CHI [9/23]... Recorded three tackles at NYG [9/29]... Had 0.5 sacks, two quarterback hits and a pass defended vs. NE [10/6]... Tacked on a solo tackle at MIA [10/13]... Recorded 0.5 sacks and four total tackles vs. SF [10/20]... Had two tackles and one tackle for loss at MIN [10/24]... Had two total tackles at BUF [11/3]... Recorded four tackles, two sacks, a tackle for loss and two quarterback hits against the Jets [11/17]... Had 0.5 sacks and four tackles vs. DET [11/24]... Inactive for the first time in his career at CAR [12/1]... Started at GB [12/8] and recorded one total tackle, a tackle for loss, and one sack... Placed on the Reserve/Injured list with a calf injury on [12/13].

### 2018 (WASHINGTON)

Started all 16 games, earning 43 total tackles (30 solo)... Recorded team highs in sacks (13) and quarter back hits (19)... Tallied 11 tackles for loss, three forced fumbles, one fumble recovery and one pass defended... Moved to second on Washington's all-time list in sacks with 84.5... Appeared on defense and made 113th career regular season start in win at ARI [9/9]... Posted one tackle vs. IND [9/16]... Made

one solo tackle in a win vs. GB [9/23]... Registered three solo tackles, one quarterback hit and one sack for a loss of eight yards recording 506 sack yards for his career at NO [10/8]... Contributed one solo tackle and one tackle for loss in a win vs. CAR [10/14]... Recorded five tackles [four solo], two sacks for a loss of 15 yards, one pass defended and a forced fumble. Joined Hall of Famers Michael Strahan (18.0), Reggie White (17.0) and Lawrence Taylor (15.0) and former Eagles DE Clyde Simmons (11.5) as the only players in NFL history to record 10-plus sacks against the Dallas Cowboys in a win vs. DAL [10/21]... Recorded four tackles (two solo), 1.5 sacks for a loss of 12 yards and two quarterback hits and has now recorded at least one sack in consecutive games since Weeks 16-17 of the 2017 season in a win at NYG [10/28]... Registered two solo tackles, one sack for a loss of five yards and one quarterback hit vs. ATL [11/4]... Contributed two tackles (one solo) and a fumble recovery in a win at TB [11/11]... Registered two tackles (one solo), a sack for a loss of nine yards and one quarterback hit vs. HOU [11/18]... Tallied 0.5 sacks, four tackles (one solo) at DAL [11/22]... Recorded two solo tackles and one tackle for a loss at PHI [12/3]... Became the 13th player in NFL history to record eight and a half sacks in seven consecutive seasons vs. NYG [12/9]... Recorded two sacks for 13 yards and six tackles (five solo). Became the second Redskin in NFL history to record double digit sacks in three-consecutive seasons. With the performance, Kerrigan (82.5) passed Charles Mann (82.0) for No. 2 on the all-time franchise list in career sacks. With his first sack of the game, Kerrigan tied Charles Mann (4) for the second most total seasons with double digit sacks in franchise history at JAX [12/16]... Registered one solo tackle and one sack for a loss of four yards at TEN [12/22]... Recorded one solo tackle, one tackle for loss, two quarterback hits and tallied one sack vs. PHI [12/30].

### 2017 (WASHINGTON)

Started all 16 games for a seventh straight season, recording 46 tackles (34 solo), a team-high 13.0 sacks, three forced fumbles and an interception (which he returned for a touchdown) en route to his third Pro Bowl selection... Recorded three tackles (two solo), a half-sack and returned an interception of Carson Wentz 24 yards for his third career touchdown vs. PHI [9/10]. Tied DeAngelo Hall, Monte Coleman, Andre Collins, Brig Owens and Mike Bass for second-most interception return touchdowns in Washington history. Became the sixth player in league history to record multiple Week 1 interception returns for touchdowns in a career, according to records provided by STATS, joining Lem Barney, Tyrone Braxton, Terrell Buckley, Chuck Howley and Aqib Talib, who all have two career Week 1 pick-sixes to their credit... Made one tackle — a five-yard sack-fumble — in a win at LAR [9/17]. The sack was the 60th of his career, making him the third member of Washington to record 60.0 career sacks since the NFL adopted sacks as an official statistic in 1982 (Dexter Manley and Charles Mann). Started his 98th consecutive game, securing the longest active streak by an NFL linebacker with Miami's Lawrence Timmons being listed as inactive that week... Credited with four solo tackles (three for loss) and a sack in a win vs. OAK [9/24]... Made both his 100th career regular season appearance and his 100th career regular season start at KC [10/2]. Became the first member of Washington since the 1970 merger to open a career with 100 consecutive starts, according to the Elias Sports Bureau... Contributed two tackles (one solo) including an 11-yard sack in a win vs. SF [10/15]... Added six tackles (two solo), a half-sack and a forced fumble at PHI [10/23]...

Notched two solo tackles — both sacks — vs. DAL (10/29), his first multi-sack game since Week 6 of the 2016 season vs. Philadelphia... Added three tackles (two solo) in a win at SEA (11/5)... Posted a solo tackle vs. MIN (11/12)... Contributed four solo tackles and a sack at NO (11/19)... Posted two sacks among his five tackles (three solo) in a Thanksgiving night win vs. NYG (11/23). During the game, joined Jared Allen, Derrick Thomas, DeMarcus Ware and Reggie White as the only players to register at least 7.5 sacks in each of the first seven seasons of an NFL career since the NFL adopted sacks as an official statistic in 1982. Also tied Dexter Manley for the most seasons with 7.5 or more sacks in Washington history (seven)... Made four tackles (three solo) at DAL (11/30)... Posted two tackles (both solo) at LAC (12/10)... Recorded two solo tackles and a pass defended in a win vs. ARI (12/17)... Compiled four tackles (two solo) including 2.0 sacks in a win vs. DEN (12/24). Recorded his 10th sack of the season, his third career 10-sack season, to join Charles Mann (five) and Dexter Manley (four) as the only Washington player to record at least three 10-sack seasons since the NFL adopted sacks as an official statistic in 1982. Became the first member of Washington to post consecutive campaigns with double-digit sack totals since 1985-86, when both Mann and Manley accomplished the feat... Tallied two solo tackles — both sacks — and a forced fumble at NYG (12/31). Recorded 2.0 or more sacks in back-to-back games for the first time in his career, adding to his career-high with four games with 2.0 or more sacks in 2017. Became the first member of Washington to post 2.0 or more sacks in consecutive games since Andre Carter in Weeks 5-6 of the 2009 season.

#### 2016 (WASHINGTON)

Iron man started all 16 games for a sixth consecutive season, becoming the first member of Washington to start all 16 games in each of the first six seasons of an NFL career since the adoption of the 16-game schedule in 1978. Compiled 33 tackles (26 solo), 11.0 sacks, two forced fumbles and two passes defended on the year... Reached 10 sacks for the second time in his career, becoming the fifth member of Washington to post multiple 10-sack seasons since the NFL adopted sacks as an official statistic in 1982 (Dexter Manley, 4; Charles Mann, 4; Andre Carter, 2; Brian Orakpo, 2)... Recorded two solo tackles including a sack-fumble of QB Ben Roethlisberger vs. PIT (9/12)... Made three solo tackles including a half-sack vs. DAL (9/18)... Recorded four solo tackles, including two for loss, in a win at NYG (9/25)... Started vs. CLE (10/2) but exited the game early with an elbow injury... In a win at BAL (10/9), became the third Washington player to record 50 career sacks since the NFL adopted sacks as an official statistic in 1982, joining Dexter Manley and Charles Mann... Posted four tackles (three solo) including 2.5 first-half sacks in a win vs. PHI (10/16), his ninth career multi-sack game... Recorded a sack at DET (10/23)... Recorded three solo tackles, a sack and a pass defended in a tie against CIN (10/30) in London. Recorded a sack in a fourth consecutive game for the first time since a five-game stretch in Weeks 12-16 of the 2014 season... Made three tackles (one solo) in a win vs. MIN (11/13)... Posted a sack in a win vs. GB (11/20)... Made five tackles (two solo) including a five-yard sack at DAL (11/24)... Recorded two solo tackles, a sack and a pass defended at ARI (12/4)... Made two solo tackles including a game-winning sack-fumble of Carson Wentz. The sack was his 11th of the season, tying him for the 10th-most in a single season in team history. Also marked the second time he had posted a sack in four consecutive games in the 2016 season (Weeks 5-8)... Made two tackles (one solo) vs. CAR (12/19)... Contributed on defense and special teams in a win at CHI (12/24)... Played but was limited by a dislocated finger vs. NYG (1/1).

#### 2015 (WASHINGTON)

Named the team's 2015 Walter Payton Man of the Year for his play on the field and work in the Washington, D.C. metro area community... Started all 16 regular season games for a fifth straight season and started his second career post-season contest... Became only the third member of Washington to start all 16 games in a season in each of his first five NFL seasons since the NFL adopted the 16-game format in 1978, joining Champ Bailey (1999-2003) and Jon Jansen (1999-2003)... Accrued 42 tackles (33 solo), 9.5 sacks, three passes defended and two forced fumbles during the year... Recorded two tackles (one solo), a pass defended and a half-sack vs. MIA (9/13)... Made four tackles (two solo) and was credited with a forced fumble in a win vs. STL (9/20)... Registered a solo tackle at NYG (9/24)... Recorded four solo tackles (two for loss) including a sack vs. PHI (10/4)... Posted two sacks among his three solo tackles, passing Brian Orakpo (40.0) for fifth on Washington's all-time sack list. The multi-sack game was his first since Week 14 of 2014... Added an assisted tackle at NYJ (10/18)... Made one solo tackle vs. TB (10/25) prior to exiting the game with a hand injury... Contributed two tackles (one solo) in contests at NE (11/8) and vs. NO (11/15)... Recorded three tackles (two solo) including a sack at CAR (11/22), moving into sole possession of fourth place in career sacks in team history... Registered three solo tackles, two sacks and a pass defended in a win vs. NYG (11/29). Moved past Monte Coleman (43.5) for third-most sacks in franchise history since 1982... Posted two solo tackles (one for loss) and a pass defended vs. DAL (12/7)... Recorded five tackles (four solo) including an eight-yard sack in a win at CHI (12/13). Became only the fifth NFL player since 1982 to record 7.5 sacks in each of his first five seasons (Jared Allen, Derrick Thomas, DeMarcus Ware and Reggie White)... Recorded three solo tackles and a sack in a win vs. BUF (12/20). On the sack, he forced the 17th fumble of his career... Made three solo tackles in a division-clinching win at PHI (12/26)... Recorded two tackles (one solo) including a sack in regular season finale at DAL (1/3)... Posted two tackles (one solo) and a pass defended in NFC Wild Card Round vs. GB (1/10).

#### 2014 (WASHINGTON)

Started all 16 games for the fourth consecutive season and posted a career-high 13.5 sacks... Tied for the league lead in forced fumbles (five), becoming the first member of Washington to finish atop league rankings in that category since LaVar Arrington in 2003 (six)... Started at HOU (9/7), recording three tackles (two solo) and the 11th forced fumble of his career... Started vs. JAX (9/14), tying a team record with four sacks among Washington's team-record-tying 10 sacks on the day. Tied Phillip Daniels (12/18/05), Ken Harvey (11/23/97), Dexter Manley (10/2/88) and Brian Orakpo (12/13/2009). Pushed past Darryl Grant (27.0) for ninth on Washington's all-time sack list... Started and added a solo tackle at PHI (9/21)... Started and recorded a sack among his three solo tackles vs. NYG (9/25) to move past Bruce Smith (28.5) for eighth in sacks in franchise history... Started and registered five tackles (two solo) including a sack vs. SEA (10/6)... Recorded a career-high nine tackles (seven solo) with a half-sack and a forced fumble in a start at ARI (10/12)... Made four tackles (two solo) in a start vs. TEN (10/19)... Started and recorded six tackles (five solo) with a sack in an overtime win at DAL (10/27)... Started and made three solo tackles at MIN (11/2)... Started and made three tackles (two solo, two for loss) vs. TB (11/16)... Started and recorded three tackles (two solo) including a sack to tie his single-season career high (8.5) at SF (11/23)... Started at IND (11/30) and recorded a sack-fumble on the game's first offensive play to establish a new career high in sacks (9.5) and tie Ken Harvey for the most forced fumbles by a member of Washington since 1994 (13). Led the team with

five tackles (all solo)... Started vs. STL [12/7] and improved upon his single-season career high in sacks, collecting two sacks to push his season total to 11.5 and to pass Andre Carter [34.0] and Dave Butz [35.5] on the team's all-time sack list. The multi-sack game was the sixth of his career. Also forced the 14th fumble of his career, passing Ken Harvey [13] for most by a member of Washington since 1994... Started and recorded two solo tackles including a sack at NYG [12/14]. Pushed career-high sack total to 12.5 and tied Marco Coleman [12.5 in 2000] for the sixth-most sacks in a single season in team history... Started and posted six solo tackles, a sack, a forced fumble and a fumble recovery in a win vs. PHI [12/20]. Pushed career-high sack total to 13.5, tying Ken Harvey (1994) and Dexter Manley (1984) for fourth in team history, tying Harvey for the most sacks by a Washington linebacker in a single season. Notched a full sack in five consecutive games for the first time in his career, becoming the first member of Washington to accomplish the feat since Fred Stokes in Weeks 1-5 of the 1991 season... Recorded two tackles (one solo) in a start vs. DAL [12/28].

### 2013 [WASHINGTON]

Started vs. PHI [9/9] and had a career-high eight tackles (seven solo), one sack and was credited with a forced fumble on a Michael Vick lateral that DeAngelo Hall returned 75 yards for a touchdown... Started at GB [9/15], collecting five tackles (all solo) and matching his then-career high with two sacks... Started vs. DET [9/22] and posted seven tackles (three solo) and a pass defended... Started at OAK [9/29], and added four tackles (two solo), including a career-high-matching two sacks and a forced fumble. The multi-sack game was the fourth of his career... Started and registered two solo tackles at DAL [10/13]... Started and posted two tackles (one solo) vs. CHI [10/20]... Started at DEN [10/27], registering two solo tackles, a sack and a forced fumble... Started and added three tackles (two solo) vs. SD [11/3]... Started and contributed four tackles (three solo) and a pass defended at MIN [11/7]... Started and had two solo tackles at PHI [11/17]... Started and added three tackles (two solo) including two for loss vs. SF [11/25]... Started and recorded four solo tackles vs. NYG [12/1]... Started and had a team-high eight tackles (seven solo), including three for loss, vs. KC [12/8]... Started and registered four tackles (one solo) including a 10-yard sack of Matt Ryan at ATL [12/15]... Started and notched five tackles (two solo), including a sack... Started and made three tackles (one solo) vs. NYG [12/29].

### 2012 [WASHINGTON]

Started all 16 regular season games for the second straight year... Credited by the coaching staff with 62 tackles (32 solo), 25 quarterback pressures and 11 passes defended... Added a career-high 8.5 sacks and had his second career interception return touchdown... Selected to first Pro Bowl... Started and played every snap in the team's season-opening win at NO [9/9], registering two tackles (both solo), two quarterback hurries and a sack... Started at STL [9/16] and finished with two tackles... Started vs. CIN [9/23], registering a four tackles, three quarterback hits, two passes defended and a half-sack. Also hit Bengals QB Andy Dalton on the pass intercepted by Rob Jackson for a touchdown... Started at TB [9/30] and registered three tackles, including two tackles for loss, a sack and a pass defended... Started vs. ATL [10/7] and scored the second touchdown of his career, intercepting a Matt Ryan pass and returning it 28 yards for a touchdown in the second quarter. He became the first Redskin since the 1970 AFL-NFL merger to have an interception return for touchdown in each of his first two NFL seasons... Started and had two tackles vs. MIN [10/14]... Started and had one tackle at NYG [10/21]... Started and registered a sack, a pass defended and four tackles (all solo) at PIT [10/28]...

Started and had one tackle vs. CAR [11/4]... Started in a win vs. PHI [11/18] and had three tackles, one sack, one forced fumble and a fumble recovery. Had his consecutive snaps played streak to start his career end at 1,751 via coaches' decision in the fourth quarter... Started and had four tackles (all solo), one pass defended and one sack in a Thanksgiving Day win at DAL [11/22]... In a win vs. NYG [12/3] on Monday Night Football, started at outside linebacker and registered four tackles (two solo)... Started and had four solo tackles in a win vs. BAL [12/9]... Started and had three solo tackles and two passes defended in a win at CLE [12/16]... Started and had five solo tackles, two sacks and a forced fumble in a win at PHI [12/23]... Started and had six tackles (three solo) in a division-clinching win vs. DAL [12/30]... Started and had four tackles in the NFC Wild Card Round vs. SEA [1/6].

### 2011 [WASHINGTON]

Started in all 16 games and played every defensive snap despite not having the luxury of a traditional offseason program... Finished with 70 tackles, nine tackles for loss, 7.5 sacks, and team-highs in forced fumbles (four) and quarterback pressures (42)... Four forced fumbles were a Washington rookie record... Started vs. NYG [9/11] in his first career game and recorded six tackles (one solo) and returned his first career interception nine yards for a touchdown... Started vs. ARI [9/18] and finished with three tackles (two solo), his first career sack and two passes defended... Started at DAL [9/26] and recorded four tackles (four solo), one sack and one forced fumble... Named NFL Defensive Rookie of the Month for September... Started at STL [10/2] and recorded six tackles (five solo), one sack and a forced fumble... Started vs. PHI [10/16] and recorded six tackles (two solo), and one pass defended... Started at CAR [10/23] and recorded three tackles (two solo)... Started at BUF [10/30] and recorded five solo tackles... Started vs. SF [11/6] and recorded six tackles (four solo) and one sack... Started at MIA [11/13] and recorded six tackles (five solo), two sacks and two forced fumbles... Started vs. DAL [11/20] and recorded four tackles (one solo), one sack and one pass defended... Started at SEA [11/27] and recorded five tackles (two solo)... Started vs. NYJ [12/4] and recorded seven tackles (four solo) and one pass defended... Started vs. NE [12/11] and recorded one solo tackle... Started at NYG [12/18] and recorded three tackles (two solo) and one sack... Started vs. MIN [12/24] and recorded three tackles (two solo)... Started at PHI [1/1/12] and recorded two solo tackles.

### COLLEGE

Played collegiately at Purdue from 2007-10 and finished career tied for the all-time Football Bowl Subdivision record with 14 fumbles forced (Big Ten record), tied for second all-time at Purdue with 33.5 sacks and fifth in Purdue history in tackles for loss with 57.0... As a senior, was a team co-captain and received team's Most Valuable Player Award for defense... Was the first unanimous All-American at Purdue since 1980 and merely the seventh in school history... Named first team All-America by the American Football Coaches Association, The Walter Camp Football Foundation, the Football Writers Association of America, the Associated Press and The Sporting News... Also earned SI.com first team All-American, Rivals.com first team All-American, Big Ten Defensive Player of the Year (coaches and media votes), Big Ten Defensive Lineman of the Year (coaches), first team All-Big Ten (coaches and media), Academic All-Big Ten... Runner up for the Ted Hendricks Award (nation's outstanding defensive end), semifinalist for Chuck Bednarik Award, Rotary Lombardi Award and Ronnie Lott IMPACT Trophy... Led the Football Bowl Subdivision in tackles for loss in the regular season (26.0), tied for second in fumbles forced (5),

third in the FBS in sacks (12.5) and led the Big Ten in all three categories... Started all 12 games and totaled 70 tackles (50 solo), 26 tackles for a loss, 12.5 sacks, five forced fumbles and two fumble recoveries... As a junior, was named to Ted Hendricks Award watch list (nation's outstanding defensive end)... Earned second team All-American by Rivals.com, honorable mention All-American by College Football Insiders and SI.com, first team All-Big Ten by media and second team by coaches, second team Academic All-American, Academic All-District V and Academic All-Big Ten... Received team's Most Valuable Player Award for defense... Started all 12 games and led nation with school-record-tying seven forced fumbles, which were second-most in Big Ten history... Topped Big Ten and ranked third nationally with 13.0 sacks... Ranked fourth on team with 66 tackles (41 solo, 25 assists), and had two pass breakups and one fumble recovery... As a sophomore, named honorable mention All-Big Ten by media and Academic All-Big Ten honors... Appeared in all 12 games, including 11 starts and ranked seventh in Big Ten in sacks (7.0) and 10th in tackles for loss (11.5)... Totaled 56 tackles (31 solo), four passes defended, one interception and two forced fumbles... As a freshman, appeared in 12 games and totaled 18 tackles (12 solo) and one sack.

## PERSONAL

Attended Muncie (Ind.) Central H.S. and lettered four times in football and baseball, starting in each of his last three seasons on the gridiron... Also lettered twice in basketball (freshman and junior years)... Received a three-star prospect rating and was rated the 88th-best player in the nation by Scout.com... Lined up at defensive end and tight end, earning Defensive Lineman of the Year in Mr. Football voting, adding All-State, All-Division 4A and All-North Central League honors in 2006... Recorded 90 tackles and led the state with 19.0 quarterback sacks as a senior... On offense, he pulled down 40 passes for 789 yards (19.73 avg.) and six touchdowns, as the team compiled a 7-6 record... On the basketball court, he was a reserve on the Muncie Central team that lost to future NBA draft picks Greg Oden and Mike Conley at Lawrence North in the 2006 Class 4A title game... Threw out a first pitch with former MLB player Javy Lopez at opening night of the AA Richmond Flying Squirrels of the Eastern League in 2013... Born Patrick Ryan Kerrigan... Father, Brendan, played football at Ball State... Brother, Kyle, was a member of the DePauw swim team. Sisters, Kristina and Kaitlin, played collegiate volleyball at the University of Indianapolis and Grace College, respectively... Married his wife, Jessica, in 2018... Born Aug. 16, 1988.

## YEAR-BY-YEAR STATS

### DEFENSE

| Year          | Team | G          | GS         | Tack       | Solo       | Sack        | INT      | PD        |
|---------------|------|------------|------------|------------|------------|-------------|----------|-----------|
| 2011          | Was  | 16         | 16         | 64         | 42         | 7.5         | 1        | 4         |
| 2012          | Was  | 16         | 16         | 54         | 42         | 8.5         | 1        | 8         |
| 2013          | Was  | 16         | 16         | 66         | 47         | 8.5         | 0        | 3         |
| 2014          | Was  | 16         | 16         | 64         | 51         | 13.5        | 0        | 1         |
| 2015          | Was  | 16         | 16         | 42         | 33         | 9.5         | 0        | 3         |
| 2016          | Was  | 16         | 16         | 33         | 26         | 11.0        | 0        | 2         |
| 2017          | Was  | 16         | 16         | 46         | 34         | 13.0        | 1        | 1         |
| 2018          | Was  | 16         | 16         | 43         | 30         | 13.0        | 0        | 1         |
| 2019          | Was  | 12         | 12         | 25         | 16         | 5.5         | 0        | 1         |
| <b>Career</b> |      | <b>140</b> | <b>140</b> | <b>437</b> | <b>321</b> | <b>90.0</b> | <b>3</b> | <b>24</b> |

\*Tackle stats according to STATS, LLC

### ADDITIONAL

**FF-FR:** 4-0 in 2011, 2-1 in 2012, 4-0 in 2013, 5-1 in 2014, 2-0 in 2015, 2-0 in 2016, 3-0 in 2017, 3-1 in 2018, 1-0 in 2019

**INT TD:** 1 in 2011, 1 in 2012, 1 in 2017

### POSTSEASON

| Year          | Team | G        | GS       | Tack     | Solo     | Sack     | INT      | PD       |
|---------------|------|----------|----------|----------|----------|----------|----------|----------|
| 2012          | Was  | 1        | 1        | 4        | 2        | 0        | 0        | 0        |
| 2015          | Was  | 1        | 1        | 2        | 1        | 0        | 0        | 1        |
| <b>Career</b> |      | <b>2</b> | <b>2</b> | <b>6</b> | <b>3</b> | <b>0</b> | <b>0</b> | <b>1</b> |

## CAREER HIGHS

### SINGLE-GAME

|                           |   |
|---------------------------|---|
| <b>Total Tackles:</b>     | 9, at Arizona [10/12/14]                        |
| <b>Solo Tackles</b>       | 7, three times, last at Arizona [10/12/14]      |
| <b>Interceptions:</b>     | 1, three times, last vs. Philadelphia [9/10/17] |
| <b>Interception TD:</b>   | 1, three times, last vs. Philadelphia [9/10/17] |
| <b>Sacks:</b>             | 4, vs. Jacksonville [9/14/14]                   |
| <b>Passes Defended:</b>   | 2, three times, last at CLE [12/16/12]          |
| <b>Forced Fumbles:</b>    | 2, at Miami [11/13/11]                          |
| <b>Fumbles Recovered:</b> | 1, three times, last at Tampa Bay [11/11/18]    |

24



# RYAN LEWIS

CB

6-0 // 195

4th NFL Season // Pittsburgh

DOB: April 15, 1994 // Eastlake H.S. (Seattle, Wash.)

## TRANSACTIONS

Signed by Arizona as an undrafted college free agent on May 12, 2017... Waived by Arizona on Sept. 2, 2017... Released from Arizona's practice squad on Sept. 12, 2017... Signed to New England's practice squad on Sept. 13, 2017... Waived by New England on Aug. 31, 2018... Awarded off waivers to Buffalo on Sept. 2, 2018... Waived by Buffalo on Sept. 12, 2018... Signed to Buffalo's practice squad on Sept. 14, 2018... Promoted from Buffalo's practice squad on Sept. 18, 2018... Waived by Buffalo on Aug. 31, 2019... Awarded off waivers to Indianapolis on Sept. 1, 2019... Waived by Indianapolis on Sept. 30, 2019... Signed to Philadelphia's practice squad on Oct. 2, 2019... Promoted from Philadelphia's practice squad on Oct. 4, 2019... Waived by Philadelphia on Oct. 14, 2019... Awarded off waivers to Miami on Oct. 15, 2019... Awarded off waivers to Washington on July 20, 2020.

## YEAR-BY-YEAR

### 2019 [BILLS/COLTS/EAGLES/DOLPHINS]

Played in 8 games with 3 starts with Miami... Missed the rest of the season after being placed on injured reserve on Dec. 10... Finished with 24 tackles (19 solo), 1 interception and 5 passes defended with Miami... Registered 6 tackles (5 solo) at PIT [10/28]... Added 4 solo tackles, 1 interception and 3 passes defended at CLE [11/24]... Intercepted QB Baker Mayfield in the 3rd quarter, which was his first career interception... Tallied 7 tackles (5 solo) and 1 pass defended at NYJ [12/08]... Waived by Philadelphia on Oct. 14... Played in 2 games with Philadelphia... 1 special teams tackle with Philadelphia... Waived by Indianapolis on Sept. 30... Played in 3 games with Indianapolis... 3 special teams tackles (1 solo) with Indianapolis... Spent the offseason and training camp with Buffalo.

### 2018 [PATRIOTS/BILLS]

Played in 7 games with 3 starts... Inactive for 8 games... Spent 1 week on the Buffalo practice squad... Was with New England for the offseason and training camp... Registered 13 tackles (11 solo), 3 passes defended and 2 forced fumbles... Started in his NFL debut and registered 2 solo tackles and 1 pass defended at MIN [09/23]... Added 8 tackles (7 solo), 2 passes defended and 2 forced fumbles at GB [09/30]... Stripped WR Geronimo Allison of the ball on the 1st play of the 2nd quarter but the fumble rolled out of bounds... Stripped RB Ty Montgomery of the ball in the 4th quarter but the fumble was recovered by Green Bay.

### 2019 [CARDINALS/PATRIOTS]

Spent 15 games on New England's practice squad... Also spent 1 game on Arizona's practice squad and was with the Cardinals for training camp and the offseason program.

## COLLEGE

Played collegiately at Pitt from 2013-16... Appeared in 51 career games, totaling 103 career tackles (78 solo), 1 sack, 2 interceptions, 10 passes defended and 1 punt return for 22 yards... During senior season, played in all 13 games with 12 starts and totaled 79 tackles (59 solo), 1 sack, 2 interceptions and 10 passes defended... As a junior, played in 13 games and registered (6 solo) and 1 punt return for 22 yards... As a sophomore, played in 12 games and tallied 9 tackles (8 solo)... As a freshman, played in all 13 games and tallied 9 tackles (5 solo).

## PERSONAL

Attended Eastlake H.S. in Seattle, Wash., where he rushed for 1,706 yards and 25 touchdowns and earned 1st-team all-state recognition... Also ran track and placed 5th in the 100-meter dash in the state championships... Father, Will Lewis, played for the Seattle Seahawks (1980-81) and in the USFL (1983-85) and CFL (1986-89), and is a pro football executive... Uncle, Tim Lewis, was a 1st-round pick by Green Bay in 1983 and a longtime NFL assistant coach... Cousin, Louis Riddick, is a football analyst for ESPN... Born April 15, 1994.

## YEAR-BY-YEAR STATS

### DEFENSE

| Year          | Team            | G         | GS       | Tack      | Solo      | Sack     | INT      | PD       |
|---------------|-----------------|-----------|----------|-----------|-----------|----------|----------|----------|
| 2018          | Buf             | 7         | 3        | 13        | 11        | 0        | 0        | 3        |
| 2019          | Ind/Phi/<br>Mia | 13        | 3        | 24        | 19        | 0        | 1        | 5        |
| <b>Career</b> |                 | <b>20</b> | <b>6</b> | <b>37</b> | <b>30</b> | <b>0</b> | <b>1</b> | <b>8</b> |

\*Tackle stats according to STATS, LLC

**69**

# MIKE LIEDTKE

**G****6-3 // 305****6th NFL Season // Illinois State****DOB** January 15, 1992 // Woodstock H.S. [Woodstock, Ill.]

## TRANSACTIONS

Originally signed by the Miami Dolphins as a college free agent on May 8, 2015... Waived on September 5, 2015... Signed to the Dolphins' practice squad on September 28, 2015... Released on October 6, 2015... Signed to Kansas City Chiefs' practice squad on October 13, 2015... Signed to a futures contract on January 18, 2016... Waived on May 9, 2016... Signed by the New York Jets on June 3, 2016... Waived on September 3, 2016... Signed to the Cleveland Browns' practice squad on October 5, 2016... Waived on October 25, 2016... Signed to Tampa Bay Buccaneers' practice squad on November 22, 2016... Signed a futures contract on January 2, 2017... Waived on September 2, 2017... Signed to Tampa Bay Buccaneers' practice squad on September 3, 2017... Promoted to the active roster on December 2, 2017... Re-signed with the Buccaneers on April 1, 2019... Signed by the Washington Redskins as an unrestricted free agent on May 6, 2020.

## YEAR-BY-YEAR

### 2019 [BUCCANEERS]

Spent the season on the Reserve/Injured List after suffering a shoulder injury on August 7, 2019.

### 2018 [BUCCANEERS]

Inactive Games 1-7... Made season debut at CAR [11/4]... Played in a reserve role Weeks 10-17.

### 2017 [BUCCANEERS]

Promoted to the active roster on Dec. 2... Active but did not play Week 13... Inactive Weeks 14-15... Active but did not play Week 16... Made NFL debut in a win vs. NO [12/31].

## COLLEGE

Played in 42 games at Illinois State (2011-14) on the offensive line... Named honorable mention All-MVFC as a senior, starting 15 games at left tackle... Helped Marshaun Coprich to 14, 100-yard rushing games along with 2,274 yards rushing and 27 touchdowns, which led the FCS in 2014... Started 11 games at left guard as a junior... Carved a path for the Red-bird rushing attack to run for 134 yards per game during his sophomore year... After redshirting in 2010 at Western Michigan, saw action during three games as a redshirt freshman at Illinois State in 2011.

## PERSONAL

Attended Woodstock High School in Woodstock, Ill., where he was named all-area and all-state as a senior... In addition to football, competed in wrestling and track and field during high school... Son of Michael and Carolyn Liedtke... Born on January 15, 1992.

## YEAR-BY-YEAR STATS

### GAMES/STARTS

| Year          | Team | G         | GS       |
|---------------|------|-----------|----------|
| 2018          | TB   | 1         | 0        |
| 2019          | TB   | 9         | 0        |
| <b>Career</b> |      | <b>10</b> | <b>0</b> |

# BRYCE LOVE

**RB**

5-9 // 200

1st NFL Season // Stanford

**DOB:** July 8, 1997 // Wake Forest [N.C.] H.S.

**35**



## TRANSACTIONS

Originally selected by Washington in the fourth round (112th overall) of the 2019 NFL Draft... Placed on the Reserve/Non Football Injury list on August 31, 2019.

## COLLEGE

Played collegiately at Stanford from 2015-18, amassing 3,866 rushing yards on 569 attempts and 30 rushing touchdowns in 49 games... Also contributed 49 receptions totaling 465 receiving yards and two touchdowns... Finished his career at Stanford with 4,456 career all-purpose yards, placing him 10th all-time at Stanford... Named team captain during his senior season in 2018... Finished the season with 739 rushing yards on 166 attempts and six touchdowns in 10 games... Earned All-Pac-12 honorable mention and Pac-12 All-Academic honorable mention... Won the Doak Walker Award in his junior season for the nation's top running back and was named a Heisman Trophy finalist after racking up 2,118 rushing yards on 263 carries [162.9 avg.] and 19 touchdowns in 13 games... Was also awarded the Lombardi Award and Pac-12 Offensive Player of the Year... Recorded 783 yards on 111 attempts on the ground with three touchdowns and 83 yards in the air on eight receptions as a sophomore... Set single-season record with Christian McCaffrey as top rushing tandem [2,386 yards] in school history, which he broke with Cameron Scarlett in 2017 [2,507 yards]... Ranked third in school history with 7.05 yards/carry... All-Pac-12 honorable mention... Played in 14 games as a freshman, registering 226 yards and two touchdowns on 29 carries alongside 250 yards and a score in the air on 15 receptions... Caught two receptions 135 yards including a 93-yard touchdown catch vs. UCF... Three-time All-Pac-12 selection and two-time Pac-12 All-Academic honorable mention... Finished his career with the Cardinal as the school's all-time career leader in yards per carry [6.79]... Finished fourth all-time at Stanford with 3,866 career rushing yards, fifth all-time at Stanford in career rushing touchdowns [30] and sixth all-time at Stanford in career carries [569].

## PERSONAL

Attended Wake Forest High School in Wake Forest, NC where he competed in both football and track and field... Led his team to a pair of regional titles... Earned 5,372 career rushing yards, 71 touchdowns and averaged 114.3 yards per game... Tallied 6,425 career all-purpose yards while at Wake Forest H.S... Also a 4x100 track state champion in 2014... Majored in human biology... Son of Christopher and Angela Love... Brother, Chris Love II... Born on July 8, 1997.

**78**

# CORNELIUS LUCAS

**T****6-8 // 327****7th NFL Season // Kansas State****July 18, 1991 // Edna Carr H.S. [New Orleans, La.]**

## TRANSACTIONS

Originally entered the NFL with the Detroit Lions as an undrafted rookie free agent on May 12, 2014... Re-signed by the Lions as a restricted free agent on April 18, 2017... Cut by the Lions on September 3, 2017... Signed by the Los Angeles Rams on September 12, 2017... Re-signed with the Rams as an unrestricted free agent on April 16, 2018... Cut on August 31, 2018... Signed by the New Orleans Saints on December 20, 2018... Cut on December 22, 2018... Signed on December 27, 2018... Cut on January 1, 2019... Signed by the Chicago Bears on January 23, 2019... Signed by Washington on March 19, 2020.

## PRO

Enters 2020 having previously appeared in 53 games with 16 starts from 2014-18.

## YEAR-BY-YEAR

### 2019 [BEARS]

Appeared in 16 games with eight starts.

### 2018 [SAINTS]

Started in one game in Week 17 vs. CAR [12/30].

### 2017 [RAMS]

Started in one game in Week 17 vs. SF [12/31].

### 2016 [LIONS]

Made debut in Week 6 vs. LAR [10/16] and contributed on special teams... Saw time on both offense and special teams vs. WAS [10/23]... Filled in briefly at right tackle at HOU [10/30]... Inactive in Weeks 11-16... Made his first start of the season at right tackle in the NFC Wild Card Game at SEA [1/07].

### 2015 [LIONS]

Appeared in 15 games with three starts.

### 2014 [LIONS]

Appeared in 15 games with three starts during his rookie campaign.

## COLLEGE

Played in 50 career games with 26 starts at Kansas State... Was a member of the first senior class since 2003 to advance to four straight bowl games... Started all 13 games at left tackle in 2013, helping the Wildcats earn their first bowl victory in 11 years... Started all 13 games at left tackle in 2012... Appeared in 12 games as a reserve offensive lineman and on special teams in 2011... Appeared in 12 games as a reserve offensive lineman and on special teams in 2010.

## PERSONAL

Attended Edna Carr H.S. in New Orleans, La., where he was a three-year starter on the football team... Earned first team all-district honors and was named the Outstanding Offensive Lineman of the Year... Helped the Cougars clinch consecutive district championships in 2007 and 2008... Son of the late Cornelius Lucas III and Priscilla Jones... Born July 18, 1991.

## YEAR-BY-YEAR STATS

### GAMES/STARTS

| Year          | Team | G         | GS        |
|---------------|------|-----------|-----------|
| 2014          | DET  | 15        | 3         |
| 2015          | DET  | 15        | 3         |
| 2016          | DET  | 5         | 0         |
| 2017          | LAR  | 1         | 1         |
| 2018          | NO   | 1         | 1         |
| 2019          | CHI  | 16        | 8         |
| <b>Career</b> |      | <b>53</b> | <b>16</b> |

### POSTSEASON

| Year          | Team | G        | GS       |
|---------------|------|----------|----------|
| 2014          | DET  | 1        | 1        |
| 2016          | DET  | 1        | 1        |
| <b>Career</b> |      | <b>2</b> | <b>2</b> |

# WES MARTIN

67



G

6-3 // 315  
2nd NFL Season // Indiana

DOB: May 9, 1996 // Milton [Ohio]-Union H.S.

## TRANSACTIONS

Originally selected by Washington in the fourth round (131st overall) of the 2019 NFL Draft.

## PRO

### 2019 [WASHINGTON]

Saw action in nine game and made five starts... Made his first career start vs. NYG [9/29]... Started vs. NE [10/6]... Inactive at MIA [10/13], vs. SF [10/20] and at MIN [10/24]... Inactive at BUF [11/3]... Appeared on special teams vs. NYJ [11/17]... Active vs. DET [11/24], at CAR [12/1] and at GB [12/8]... Started vs. PHI [12/15] and vs. NYG [12/22]...Started at right guard at DAL [12/29].

## COLLEGE

Played collegiately at Indiana from 2015-18 with 43 starts in 50 games played at left guard... One of four Hoosiers to appear in 50 career games... 24-time game captain, four-time Academic All-Big Ten honoree, two-time honorable mention All-Big Ten selection... Team captain his senior season... Started all 12 games in senior campaign in 2018, allowing only two sacks in 935 offensive snaps... Honorable mention All-Big Ten by coaches and media... Contributed to an offense that ranked second in the Big Ten in first downs per game [23.5]... Part of a group that ranked 36th in the NCAA in passing offense and tied for sixth in the Big Ten in passing touchdowns [20]... Team captain his junior season... Recorded the most pass blocking snaps [596] among guards nationally without allowing a sack... Unit finished third in the Big Ten in passing offense [265.7]... Four-time IU offensive player of the game... Started all 13 games at left guard as a sophomore... Unit ranked second in the Big Ten in passing offense [273.8] and third in total offense [426.0]... Honorable mention Campus Insiders freshman All-American in his first season... BTN.com All-Freshman... Academic All-Big Ten selection.

## PERSONAL

Attended Milton-Union H.S. in West Milton, Ohio where he was named to the first team all-state, all-region and all-conference teams as a senior... Led his school to the third round of the state playoffs, the school's best finish ever... Competed in both football and track and field during his time at Milton-Union H.S... Son of Rhonda and Allen Martin... Born on May 9, 1996.

## YEAR-BY-YEAR STATS

### GAMES/STARTS

| Year   | Team | G | GS |
|--------|------|---|----|
| 2019   | WAS  | 9 | 5  |
| Career |      | 9 | 5  |

**41**

# J.D. MCKISSIC

**RB****5-10 // 195****5th NFL Season // Arkansas State****DOB: August 15, 1993 // Central H.S. (Phenix City, Ala.)**

## TRANSACTIONS

Originally signed by the Atlanta Falcons as an undrafted Free Agent on May 5, 2016... Released by Atlanta on September 3, 2016... Signed to Atlanta's practice squad on September 4, 2016... Signed to Atlanta's active roster on December 16, 2016... Released by Atlanta on December 19, 2016... Signed by the Seattle Seahawks on December 20, 2016... Re-signed with Seattle on April 13, 2018... Re-signed with Seattle on April 15, 2019... Waived on August 31, 2019... Claimed from waivers by the Detroit Lions on September 1, 2019... Signed by Washington as an unrestricted free agent on March 18, 2020.

## PRO

Enters 2020 having previously appeared in 35 career regular season games... In first four years (2014-19), rushed 88 times for 402 yards with one rushing touchdown and caught 70 passes for 515 yards with three receiving touchdowns.

## YEAR-BY-YEAR

### 2019 (LIONS)

Finished the season with 38 carries for a career-high 205 yards and 34 receptions for 233 yards... Posted two receptions for 24 yards in his Lions debut in Week 1 at ARI [9/8]... Recorded a career-long 44-yard rush at PHI [9/22]... Made his first start as a Lion, recording four carries for 30 yards (7.5 avg.) vs. KC [9/29]... Registered five carries for 29 yards adding two receptions for 31 yards vs. MIN [10/20]... Tossed a lateral to QB Matthew Stafford on a WR Kenny Golladay 41-yard flea-flicker touchdown vs. NYG [10/27]... Entered the endzone for the first time this season, on a 26-yard pass from QB Matthew Stafford and set a career-high with 72 yards from scrimmage at OAK [11/3]... Posted career-highs in both receptions (six) and rushing attempts (10) at CHI [11/10].

### 2018 (SEAHAWKS)

Placed on the Reserve/Injured List with a foot injury on September 3, 2018... Saw action in five games and finished with three carries for eight yards.

### 2017 (SEAHAWKS)

Played in 13 games, recording 46 rushing attempts for 187 yards (4.1 avg.) and one touchdown, adding 34 receptions for 266 yards (7.8 avg.) and two touchdowns... Scored the first touchdowns of his career (one rushing, two receiving) and set career-highs in every offensive category.

### 2016 (SEAHAWKS)

After being claimed by Seattle in 2016, played in the season finale at SF [1/1/17] and both postseason contests.

## COLLEGE

Played collegiately at Arizona State, rushing 20 times for 152 yards with 1 rushing touchdown as well as compiling 185 receptions for 1,684 yards with 9 receiving touchdowns... Named to Sports Illustrated's All-America Team as an honorable mention selection in 2013... Was the Sun Belt Freshman of the Year in 2012, when he caught 103 passes for 1,022 yards and five touchdowns and surpassed that career high with 104 catches his final season... In 2013, he led the

Sun Belt with 82 receptions for 662 yards and four scores... Holds six Arkansas State records, including most career catches with 289.

## PERSONAL

Prepped at Central High... Named to the Columbus Ledger Enquirer's All-Bi-City football team... Recorded 25 receptions for 571 yards and six touchdowns, 411 rushing yards and 22 kickoff returns for 486 yards and accounted for 26 total touchdowns and 1,454 all-purpose yards... Named first team all-area (large school) as a senior by the Opelika-Auburn News... Helped lead the Red Devils to the Alabama Class 6A state playoffs and a 9-2 record in 2010... Also lettered in basketball... Son of Patricia Dobbie... Born Aug. 15, 1993.

## YEAR-BY-YEAR STATS

### RUSHING

| Year          | Team | GP        | GS       | Att       | Yds        | Avg        | Lg        | TD       |
|---------------|------|-----------|----------|-----------|------------|------------|-----------|----------|
| 2016          | SEA  | 1         | 0        | 1         | 2          | 2.0        | 2         | 0        |
| 2017          | SEA  | 13        | 1        | 46        | 187        | 4.1        | 30t       | 1        |
| 2018          | SEA  | 5         | 0        | 3         | 8          | 2.7        | 6         | 0        |
| 2019          | DET  | 16        | 3        | 38        | 205        | 5.4        | 44        | 0        |
| <b>Career</b> |      | <b>35</b> | <b>4</b> | <b>88</b> | <b>402</b> | <b>4.6</b> | <b>44</b> | <b>1</b> |

### RECEIVING

| Year          | Team | GP        | GS       | Rec       | Yds        | Avg        | Lg         | TD       |
|---------------|------|-----------|----------|-----------|------------|------------|------------|----------|
| 2016          | SEA  | 1         | 0        | 2         | 16         | 8.0        | 10         | 0        |
| 2017          | SEA  | 13        | 1        | 34        | 266        | 7.8        | 27t        | 2        |
| 2018          | SEA  | 5         | 0        | 0         | 0          | 0          | 0          | 0        |
| 2019          | DET  | 16        | 3        | 34        | 233        | 6.9        | 26t        | 1        |
| <b>Career</b> |      | <b>35</b> | <b>4</b> | <b>70</b> | <b>515</b> | <b>7.4</b> | <b>27t</b> | <b>3</b> |

### KICK RETURN

| Year          | Team | KR       | Yds       | Avg         | Lg        | TD       |
|---------------|------|----------|-----------|-------------|-----------|----------|
| 2016          | SEA  | 1        | 22        | 22.0        | 22        | 0        |
| 2018          | SEA  | 1        | 18        | 18.0        | 18        | 0        |
| 2019          | DET  | 1        | 17        | 17.0        | 17        | 0        |
| <b>Career</b> |      | <b>3</b> | <b>57</b> | <b>19.0</b> | <b>22</b> | <b>0</b> |

## POSTSEASON STATS

### RUSHING

| Year          | Team | GP       | GS       | Att      | Yds      | Avg        | Lg       | TD       |
|---------------|------|----------|----------|----------|----------|------------|----------|----------|
| 2016          | SEA  | 2        | 0        | 1        | 3        | 3.0        | 3        | 0        |
| 2018          | SEA  | 1        | 0        | 0        | 0        | 0          | 0        | 0        |
| <b>Career</b> |      | <b>3</b> | <b>0</b> | <b>1</b> | <b>3</b> | <b>3.0</b> | <b>3</b> | <b>0</b> |

### RECEIVING

| Year          | Team | GP       | GS       | Rec      | Yds       | Avg        | Lg        | TD       |
|---------------|------|----------|----------|----------|-----------|------------|-----------|----------|
| 2016          | SEA  | 2        | 0        | 1        | 5         | 5.0        | 5         | 0        |
| 2018          | SEA  | 1        | 0        | 2        | 13        | 6.5        | 7t        | 1        |
| <b>Career</b> |      | <b>3</b> | <b>0</b> | <b>3</b> | <b>18</b> | <b>6.0</b> | <b>7t</b> | <b>1</b> |

## CAREER HIGHS

## SINGLE-GAME

|                           |  |
|---------------------------|--|
| <b>Carries:</b>           | 10, at Chicago (11/10/19)                  |
| <b>Rushing Yards:</b>     | 44, at Philadelphia (9/22/19)              |
| <b>Long (Rushing):</b>    | 44, at Philadelphia (9/22/19)              |
| <b>Rushing TD:</b>        | 1, vs. Indianapolis (10/01/17)             |
| <b>Receptions:</b>        | 6, at Chicago (11/10/19)                   |
| <b>Receiving Yards:</b>   | 40, two times, last vs. Dallas (11/17/19)  |
| <b>Receiving TD:</b>      | 1, three times, last at Oakland (11/03/18) |
| <b>Kick Returns:</b>      | 3, last vs. Chicago (11/28/19)             |
| <b>Kick Return Yards:</b> | 22, at San Francisco (01/01/17)            |

**17**

# TERRY McLAURIN

**WR****6-0 // 210****2nd NFL Season // Ohio State****DOB: Sept. 15, 1995 // Cathedral H.S. [Indianapolis, Ind.]**

## TRANSACTIONS

Originally selected by Washington in the third round (76th overall) of the 2019 NFL Draft.

## YEAR-BY-YEAR

### 2019 [WASHINGTON]

Started all 14 games he appeared in and finished the season with 58 receptions for 919 yards and seven touchdowns... Finished second all-time among rookies in franchise history in receiving yards and receiving touchdowns and third in receptions... Made his NFL debut at PHI [9/8]... Started at receiver and recorded five receptions for a team-high 125 yards receiving and a 69-yard touchdown, the third longest touchdown reception by a Redskins rookie all-time... His 125 yards receiving were the eighth most in a single game by a Redskins rookie in franchise history... Recorded five receptions for 62 yards and a touchdown vs. DAL [9/15]... Became the first Redskins rookie to record touchdown receptions in consecutive games to start their career and is the first Redskins rookie to register a touchdown reception in consecutive games since Aldrick Robinson scored a touchdown in Week 10 and Week 11 of the 2012 season... Reeled in six catches for 70 yards and a touchdown vs. CHI [9/23], becoming the first player in NFL history with at least five receptions and one receiving touchdown in each of the first three games of his career... Inactive at NYG [9/29]... Started vs. NE [10/6] and recorded three receptions for 51 yards... Collected 100 yards and two touchdowns on four receptions at MIA [10/13], recording his first career multi-touchdown game... Caught one pass for 11 yards vs. SF [10/20]... Recorded four receptions for 39 yards at MIN [10/24]... Had another four catches for 39 yards at BUF [11/3]... Recorded three receptions for 69 yards vs. NYJ [11/17]... Caught five passes for 72 yards, including a clutch reception to set up the game-winning field goal, vs. DET [11/24]... Recorded eight yards on two receptions in a win at CAR [12/1]... Notched four receptions for 47 yards and a touchdown at GB [12/8]... Vs. PHI [12/15], caught five passes for 130 yards and a 75-yard touchdown, the longest of his career. Set a single-game career high for receiving yards... Notched seven receptions for 86 yards, one 25+ yard reception, vs. NYG [12/22]... Inactive at DAL [12/29].

## COLLEGE

Played collegiately in 54 games at Ohio State from 2015-18, recording 1,251 receiving yards on 75 receptions and 19 receiving touchdowns... Collected 701 receiving yards on 35 receptions and 11 touchdowns during his senior campaign in 2018... Had 100-yard receiving games as a senior against Oregon State [121 yards] and Maryland [118 yards]... Played in 14 games and compiled 436 yards and six touchdowns on 29 catches as a junior... Recorded a career-long 84-yard touchdown reception in the Big Ten title win over Wisconsin... Caught 11 receptions for 114 yards and two touchdowns as a sophomore... Played in every game between 2015 and 2018 during his time at Ohio State, 54 total games with 32 starts... Selected as a two-time team captain in 2017 and 2018... Finished sixth in the Buckeyes' record books in both single-season touchdowns (11) and career touchdowns (19)... A part of the Ohio State team that won the 2014 National Championship over Oregon, along with winning Big Ten Championships in 2014, 2017 and 2018... Also won four bowl games during

his time with the Buckeyes, 2015 Sugar Bowl, 2016 Fiesta Bowl, 2018 Cotton Bowl and the 2019 Rose Bowl.

## PERSONAL

Attended Cathedral H.S. in Indianapolis, Ind. where he earned a bevy of championships... Helped to lead his team to win three consecutive Class 4A titles between 2010-2012 and win the 2013 Indiana 5A state championship... McLaurin recorded three touchdowns, four tackles and an interception in that title game... He finished his senior season with 953 yards on 58 receptions and eight touchdowns, along with rushing for 744 yards and adding six more touchdowns... McLaurin was also rewarded the 2013 Indiana Mr. Football award to cap off his high school career... Invited to the Reese's Senior Bowl following his final season in 2018... Graduated in three-and-a-half years with a degree in communications... Last name pronounced "MICK-law-REN"... Son of Grace and Terry McLaurin Sr... Born on Sept. 15, 1995.

## YEAR-BY-YEAR STATS

### RECEIVING

| Year          | Team | GP        | GS        | Rec       | Yds        | Avg         | Lg        | TD       |
|---------------|------|-----------|-----------|-----------|------------|-------------|-----------|----------|
| 2019          | Was  | 14        | 14        | 58        | 919        | 15.8        | 75        | 7        |
| <b>Career</b> |      | <b>14</b> | <b>14</b> | <b>58</b> | <b>919</b> | <b>15.8</b> | <b>75</b> | <b>7</b> |

**25**

# FABIAN MOREAU

**CB****6-0 // 204****4th NFL Season // UCLA****DOB: April 9, 1994 // Western H.S. (Davie, Fla.)**

## TRANSACTIONS

Originally selected by Washington in the third round (81st overall) of the 2017 NFL Draft.

## YEAR-BY-YEAR

### 2019 [WASHINGTON]

Appeared in 12 games with seven starts and registered 44 tackles (33 solo), three interceptions and five passes defended... Inactive in Weeks 1-2 due to an ankle injury... Started at LCB vs. CHI [9/23]... Recorded six total tackles at NYG [9/29]... Had three total tackles vs. NE [10/6]... Contributed five total tackles at MIA [10/13]... Started vs. SF [10/20] and recorded two solo tackles... Notched five total tackles at MIN [10/24]... Started at BUF [11/3] and recorded two total tackles... Started vs. NYJ [11/17] and notched three total tackles... Started vs. DET [11/24] and recorded five tackles, two interceptions and two passes defended. His first pick was his first of the season and it was his first game with more than one interception in his career... Corralled another interception and had three total tackles and a pass defended at CAR [12/1]... Notched two total tackles at GB [12/8]... Started vs. PHI [12/15] and recorded five total tackles and a pass defended... Inactive vs. NYG [12/22].

### 2018 [WASHINGTON]

Appeared in all 16 regular season games with 10 starts, recording four tackles (one solo), one interception and a pass defended... Notched two tackles (one solo) in a win at ARI [9/9]... Made first career start and added two tackles (one solo) vs. IND [9/16]... Recorded first career forced fumble and finished with four tackles (three solo) in a win vs. GB [9/23]... Contributed five tackles (three solo) and one forced fumble at NO [10/8]... Added two solo tackles in a win vs. CAR [10/14]... Registered four tackles (two solo) in a win vs. DAL [10/21]... Notched five tackles (three solo) in a win at NYG [10/28]... Tallied four tackles (one solo) and one pass defended vs. ATL [11/4]... Notched six solo tackles in a win at TB [11/11]... Tallied two tackles (one solo) vs. HOU [11/18]... Recorded two solo tackles at DAL [11/22]... Tied a team high nine tackles (seven solo), two passes defended and one forced fumble at PHI [12/3]... Recorded four tackles (two solo) vs. NYG [12/9]... Tallied his first career interception and an assisted tackle at JAX [12/16]... Recorded one assisted tackle at TEN [12/22]... Tallied four tackles (two solo), and one pass defended vs. PHI [12/30].

### 2017 [WASHINGTON]

Played in all 16 games as a rookie, contributing seven tackles (four solo) and a pass defended in addition to serving as a key special teamer... Made NFL debut on special teams vs. PHI [9/10]... Played on defense and special teams in a win at LAR [9/17]... Notched two assisted tackles in addition to standout play on special teams in a win vs. OAK [9/24]... Added two tackles (one solo) at KC [10/2]... Contributed three tackles (two solo) and a pass defended in a win vs. SF [10/15]... Played on special teams at PHI [10/23] and vs. DAL [10/29]... Contributed on special teams in a win at SEA [11/5]... Played on special teams vs. MIN [11/12]... Contributed on defense and special teams at NO [11/19]... Played on special teams in a Thanksgiving night win vs. NYG [11/23]... Contributed on special teams at DAL [11/30] and at LAC [12/10]... Played on special teams in a win vs. ARI [12/17]... Made a solo tackle in a win vs. DEN [12/24]... Played on spe-

cial teams at NYG [12/31].

## COLLEGE

Played collegiately at UCLA from 2012-16, recording 148 tackles (98 solo), 26 pass breakups, three interceptions, one forced fumble and one fumble recovery in 51 career games... As a senior in 2016, received honorable mention All-Pac-12 honors from the league's coaches after leading his team with 10 pass breakups and contributing two interceptions to a Bruins secondary that limited opponents to a conference-low 12 passing touchdowns... Was a team co-captain in 2015 and appeared in three games before redshirting the rest of the season with a Lisfranc injury... Started 13 games and was a second-team all-conference performer in 2014 after contributing 53 tackles (40 solo), eight passes defended and an interception... As a sophomore in 2013, started all 12 games in which he appeared, posting 51 tackles (26 solo) and garnering an honorable mention all-conference selection... Played in 11 games as a freshman and was credited with five tackles and a fumble recovery.

## PERSONAL

Attended Western H.S. in Davie, Fla., where he contributed at both running back and wide receiver... As a senior, ran 149 times for 889 yards and 11 touchdowns and also caught 21 passes for 416 yards and seven touchdowns... Named first-team All-County by the Sun Sentinel and Miami Herald... Team captain who earned team MVP honors in addition to being an honorable mention all-state selection... Played in the South Florida All-Star game... Rated as a three-star recruit by both Rivals.com and Scout.com... Majored in political science... Son of Berg and Guerry Moreau. Has two sisters, Faby and Fabriana... Born April 9, 1994.

## YEAR-BY-YEAR STATS

### DEFENSE

| Year          | Team | G         | GS        | Tack       | Solo      | Sack     | INT      | PD        |
|---------------|------|-----------|-----------|------------|-----------|----------|----------|-----------|
| 2017          | Was  | 16        | 0         | 7          | 4         | 0        | 0        | 1         |
| 2018          | Was  | 16        | 10        | 58         | 37        | 0        | 1        | 5         |
| 2019          | Was  | 12        | 7         | 44         | 33        | 0        | 3        | 5         |
| <b>Career</b> |      | <b>44</b> | <b>17</b> | <b>109</b> | <b>74</b> | <b>0</b> | <b>4</b> | <b>11</b> |

\*Tackle stats according to STATS, LLC

### ADDITIONAL

FF-FR: 3-0 in 2018

**32**

# JIMMY MORELAND

**CB****5-11 // 182****2nd NFL Season // James Madison****DOB: Aug. 26, 1995 // Royal Palm Beach [Fla.] H.S**

## TRANSACTIONS

Originally selected by Washington in the seventh round (227th overall) of the 2019 NFL Draft.

## COLLEGE

### 2019 [WASHINGTON]

Started at cornerback in his NFL debut at PHI [9/8] and notched three solo tackles... Recorded six solo tackles and one pass defended vs. DAL [9/15]... Made seven solo tackles vs. CHI [9/23]... Made a tackle at NYG [9/29]... Played vs. NE [10/6]... Active at MIA [10/13]... Notched three total tackles vs. SF [10/20]... Had one total tackle at MIN [10/24]... Active at. BUF [11/3]... Recorded two total tackle and a pass defended vs. NYJ [11/17]... Started vs. DET [11/24] and recorded six total tackles and a pass defended... Started at CAR [12/1] and notched four total tackles... Recorded seven total tackles, one tackle for loss and one stuff and at GB [12/8]... Started vs. PHI [12/15] and recorded one total tackle and one pass defended... Placed on the Reserve/Injured List with a foot injury on December 17, 2019.

## COLLEGE

Played collegiately at James Madison from 2014-18, starting 44 of the 56 games in which he played... Amassed a total of 208 tackles (125 solo), 63 passes defended, 18 interceptions, 12 tackles for loss, six fumble recoveries, two sacks and a forced fumble... James Madison's all-time leader in interceptions (18) and interceptions returned for touchdowns (6)... During his senior season in 2018, was awarded CAA Defensive Player of the Year, first team All-CAA selection and a Bill Dudley Award finalist, given annually to the player of the year in the Commonwealth of Virginia, after the cornerback led the nation in interceptions returned for a touchdown (3) and interception yards (217)... During his junior campaign in 2017, ranked second in the nation in interceptions (8) and fifth in passes defended per game (1.5)... Tied single-game program record during his junior year with career-high three interceptions in FCS semifinal win against South Dakota State (Dec. 16)... Named first team All-CAA Cornerback... Played in all 15 games in 2016 as a redshirt sophomore, making six starts and finished with 37 tackles (24 solo), nine pass breakups and two interceptions... Played in all 13 games in 2015, making 12 starts and recorded 47 tackles (29 solo), 12 pass breakups and three interceptions... During his freshman year in 2014, tallied 47 total tackles (29 solo), 12 passes defended, three interceptions (two for touchdowns), two fumble recoveries and two tackles for loss in 13 games played (12 starts)... Recorded his first career interception in his first career game at Maryland (Aug. 30).

## PERSONAL

Attended Royal Palm Beach H.S. in Royal Palm Beach, Fla. where he was awarded third team Class 7A All-State honors from the Associated Press as a junior and senior... Played cornerback, safety and wide receiver during his time in high school... As a junior, Moreland notched 60 tackles and eight interceptions on the defensive side, while racking up 304 receiving yards on 19 receptions for three touchdowns on the offensive side of the ball... Selected to Team Florida for the annual Florida vs. Georgia All-Star Game where he recorded an interception... Also picked to the Palm Beach

County-Treasure Coast High School All-Star Game... Majored in sport recreation and management... Son of Jimmy Sr. and Yvonne Moreland... A native of Belle Glade, Fla... Born on Aug.

## YEAR-BY-YEAR STATS

### DEFENSE

| Year          | Team | G         | GS       | Tack      | Solo      | Sack     | INT      | PD       |
|---------------|------|-----------|----------|-----------|-----------|----------|----------|----------|
| 2019          | Was  | 14        | 5        | 42        | 32        | 0        | 0        | 4        |
| <b>Career</b> |      | <b>14</b> | <b>5</b> | <b>42</b> | <b>32</b> | <b>0</b> | <b>0</b> | <b>4</b> |

\*Tackle stats according to STATS, LLC

76



# MORGAN MOSES

T

6-6 // 330

7th NFL Season // Virginia

DOB: March 3, 1991 // Meadowbrook H.S. (Richmond, Va.)

## HONOR ROLL

<< Washington Ed Block Courage Award (2015)

## TRANSACTIONS

Originally selected by Washington in the third round (66th overall) of the 2014 NFL Draft... Signed multi-year contract extension with Washington on April 27, 2017.

## PRO

Enters 2020 having appeared in 88 regular season games with 81 starts across his first six seasons from 2014-19... Only Washington player to start every game across the 2015-19 seasons... Currently holds the team's longest active streak with 80 consecutive starts.

## YEAR-BY-YEAR

### 2019 (WASHINGTON)

Started in all 16 games he appeared in... Started at right tackle at PHI [9/8]... Started at right tackle vs. DAL [9/15]... Started at right tackle vs. CHI [9/23]... Started at right tackle at NYG [9/29] and didn't allow a sack... Started vs. NE [10/6]... Started at MIA [10/13]... Started at right tackle vs. SF [10/20]... Started at right tackle at MIN [10/24]... Started at right tackle at BUF [11/3]... Recorded his 75th career start vs. NYJ [11/17]... Started vs. DET [11/24]... Started at right tackle at CAR [12/1], at GB [12/8] and vs. PHI [12/15]... Made his 80th career start vs. NYG [12/22]... Started at right tackles at DAL [12/29].

### 2018 (WASHINGTON)

Started in all 16 regular season games in which he appeared for a fourth consecutive season... Currently holds the team's second longest active streak with 64 consecutive starts (Ryan Kerrigan, 128)... One of seven active offensive linemen in the NFL to lead the league in consecutive starts since 2015 (64)... Finished the season as one of three starters on offense to start all 16 games (Adrian Peterson and Chase Roullier)... Made 50th career start and started at right tackle. Helped the offense gain 429 yards in a win at ARI [9/9]... Started at right tackle vs. IND [9/16]... Made start at right tackle before leaving game with an injury in win vs. GB [9/23]... Started at right tackle at NO [10/8] and made one solo tackle ... Started at right tackle in a win vs. CAR [10/14]... Started at right tackle in a win vs. DAL [10/21]... Started at right tackle in a win at NYG [10/28]... Started at right tackle vs. ATL [11/4]... Started at right tackle in a win at TB [11/11]... Started at right tackle vs. HOU [11/18]... Started at right tackle at DAL [11/22]... Started at right tackle at PHI [12/3]... Started at right tackle vs. NYG [12/9]... Started at right tackle at JAX [12/16]... Started at right tackle at TEN [12/22]... Started at right tackle vs. PHI [12/30].

### 2017 (WASHINGTON)

Started all 16 games, finishing the season as one of only three offensive players (and the only offensive lineman) to do so (Kirk Cousins and Vernon Davis)... Started at right tackle vs. PHI [9/10]... Started at right tackle and helped Washington record the NFL's first 200-yard rushing game (229) of the 2017 season at LAR [9/17]... Started at right tackle in a win vs. OAK [9/24], helping Washington to a 472-128 advantage in total yards, the team's largest differential

in regular season play since Dec. 15, 1974... Started at right tackle at KC [10/2], helping Washington post their first sack-free game of the season... Started at right tackle and helped the offense to 419 yards in a win at SF [10/15]... Started at right tackle at PHI [10/23], helping Kirk Cousins throw for 303 yards... Started at right tackle vs. DAL [10/29]... Started at right tackle in a comeback win at SEA [11/5]... Started at right tackle as Kirk Cousins threw for 327 yards vs. MIN [11/12]... Started at right tackle and helped Washington produce both a 300-yard passer and 100-yard rusher at NO [11/19]... Started at right tackle in a Thanksgiving night win vs. NYG [11/23]... Started at right tackle at DAL [11/30] and at LAC [12/10]... Started at right tackle in a win vs. ARI [12/17]... Started at right tackle as the offense gained 386 yards in a win vs. DEN [12/24]... Started at right tackle at NYG [12/31].

### 2016 (WASHINGTON)

Started all 16 games for a second straight season... Part of an offensive line that led Washington to team records in total net yards (6,545), net passing yards (4,758) and yards per play (6.40) while allowing only 23 sacks, fourth-fewest in the NFL... Started at right tackle vs. PIT [9/12] and helped Washington hold the Steelers without a sack on 43 team pass attempts... Started at right tackle vs. DAL [9/18], helping the offense post 432 yards of offense... Started at right tackle in a win at NYG [9/25], contributing to a 403-yard effort... Started at right tackle in wins vs. CLE [10/2] and at BAL [10/9]... Started at right tackle in a win vs. PHI [10/16], guiding the offense to 230 rushing yards, its highest total since 2012... Started at right tackle in a 413-yard offensive performance at DET [10/23]... Started at right tackle in a tie against CIN [10/30] in London, helping the offense record 546 yards of offense, the team's largest offensive output since a 559-yard effort vs. Atlanta on Nov. 10, 1991... Started at right tackle in a win vs. MIN [11/13]... Started at right tackle in a win vs. GB [11/20], helping Washington post 515 total yards, the team's most in a non-overtime game since Week 11 of the 1991 season... Started at right tackle at DAL [11/24], holding the Cowboys without a sack and helping the offense to consecutive 500-yard performances for the first time in team history... Started at right tackle at ARI [12/4]... Started at right tackle in a win at PHI [12/11]... Started at right tackle and helped Kirk Cousins throw for 315 yards vs. CAR [12/19]... Started at right tackle and helped Washington to 200-plus yards both on the ground and in the air in a win at CHI [12/24]... Started at right tackle in season finale vs. NYG [1/1].

### 2015 (WASHINGTON)

Earned Washington's 2015 Ed Block Courage Award, earning the starting right tackle role a year after a Lisfranc injury prematurely ended his rookie season... Started all 16 regular season games and one postseason game at right tackle... Rapid recovery and progression in training camp allowed the team to move No. 5 overall pick Brandon Scherff to right guard and create a young, promising right side of the offensive line... Started at right tackle and helped Washington rush for 161 yards vs. MIA [9/13]... Helped Washington post 182 rushing yards in a start at right tackle vs. STL [9/20]... Started at right tackle vs. NYG [9/24]... Started at right tackle vs. PHI [10/4], helping the offense go 90 yards on its final drive for a come-from-behind victory... Started at right tackle at ATL [10/11] and at NYJ [10/18]... Started at right tackle in the largest comeback win (24 points) in team history vs. TB [10/25]... Started at right tackle at NE [11/8]... Started at right tackle vs. NO [11/15], blocking for Washington's

# 76 MORGAN MOSES

first combined 300-yard passing game/200-yard rushing game since Super Bowl XXII... Started at right tackle at CAR (11/22)... Started at right tackle and helped Kirk Cousins throw for his fourth 300-yard game of the season in a win vs. NYG (11/29)... Started at right tackle vs. DAL (12/7)... Started at right tackle in a win at CHI (12/13)... Started at right tackle for Cousins' team-record-setting sixth 300-yard passing game of the season in a win vs. BUF (12/20)... Started at right tackle and fought through an ankle injury in a division-clinching win at PHI (12/26)... Started at right tackle in regular season finale at DAL (1/3)... Started at right tackle in NFC Wild Card Round vs. GB (1/10).

## 2014 [WASHINGTON]

Played in eight games and made one start as a rookie... Inactive at HOU (9/7)... Made NFL debut vs. JAX (9/14)... Inactive at PHI (9/21)... Contributed on special teams vs. NYG (9/25)... Saw action on offense and special teams vs. SEA (10/6)... Inactive at ARI (10/12) and vs. TEN (10/19)... Played on special teams at DAL (10/27) and at MIN (11/2)... Saw significant action in relief of an injured Trent Williams vs. TB (11/16)... Made first career NFL start at left tackle and helped Alfred Morris post 125 rushing yards at SF (11/23)... Contributed on special teams at IND (11/30)... Active but did not play vs. STL (12/7)... Placed on Reserve/Injured list on Dec. 11. Played at Virginia from 2010-13, starting 43 of the 48 career

## COLLEGE

games in which he played — 30 at right tackle and 12 at left tackle... Received All-ACC third-team honors as a senior in 2013 while helping Kevin Parks become the Cavaliers' first 1,000-yard rusher in a season since 2004... Was a Coaches All-ACC honorable mention selection as a junior in 2012, starting 11 of 12 games and helping UVA amass more than 500 yards of total offense multiple times in a season for the first time since 2004... Was one of 13 players to start all 13 games for the Cavaliers in 2011... Appeared in 11 of Virginia's 12 games as a freshman, making his collegiate debut against Richmond. Made first collegiate start against UNC, becoming the seventh true freshman nationally to start at offensive tackle in 2010 when he started at right tackle against the Tar Heels.

## PERSONAL

Attended Meadowbrook H.S. in Richmond, Va., and also played prep football at Fork Union Military Academy in 2009... Two-time all-state, all-region and all-district selection... Multiple-time Richmond Times-Dispatch first-team All-Met selection... Had his jersey retired at Meadowbrook in 2016... Was a Parade and SuperPrep All-American who was rated as a four-star prospect by Rivals.com and Scout.com... Listed as the No. 2 player in Virginia for the class of 2009 by Rivals.com... Son of Marion and Morris Moses... Has three children, Isaiah Moses, Jerimah Moses, Legend Moses and Natalia Carter... Born March 3, 1991.

## YEAR-BY-YEAR STATS

### GAMES/STARTS

| Year          | Team | G         | GS        |
|---------------|------|-----------|-----------|
| 2014          | Was  | 8         | 1         |
| 2015          | Was  | 16        | 16        |
| 2016          | Was  | 16        | 16        |
| 2017          | Was  | 16        | 16        |
| 2018          | Was  | 16        | 16        |
| 2019          | Was  | 16        | 16        |
| <b>Career</b> |      | <b>88</b> | <b>81</b> |

### POSTSEASON

| Year | Team | G | GS |
|------|------|---|----|
| 2015 | Was  | 1 | 1  |

**50**

# JARED NORRIS

**LB****6-1 // 238****4th NFL Season // Utah****DOB: July 19, 1993 // Centennial H.S. (Corona, Calif.)**

## TRANSACTIONS

Originally signed as an undrafted rookie free agent by the Carolina Panthers on May 13, 2016... Placed on the reserve/injured list with a calf injury on December 5, 2017... Placed on the reserve/injured list with a toe injury on October 12, 2018... Signed a two-year contract extension with Carolina on March 5, 2019... Cut on August 31, 2019... Signed with Washington on February 13, 2020.

## YEAR-BY-YEAR

### 2018 (PANTHERS)

Played in three games before being placed on the reserve/injured list with a toe injury.

### 2017 (PANTHERS)

Played in 11 games before finishing the season on the reserve/injured list with a calf injury... Played primarily on special teams, logging three special teams tackles.

### 2016 (PANTHERS)

Played in 14 games after signing as an undrafted rookie free agent... Saw action primarily on special teams... Tied for third on the team with six special teams tackles... Made NFL debut vs. MIN [09/25].

## COLLEGE

Two-time All-Pac-12 Conference selection played in 42 games with 32 starts at Utah... Totaled 269 tackles, 24 tackles for loss, seven sacks, four forced fumbles, two fumble recoveries and eight passes defended... As a senior in 2015, named All-Pac-12 Second Team... Started 12 games... Ranked second on the Utes with 87 tackles... Posted 6.5 tackles for loss, one sack, two forced fumbles, one fumble recovery and five passes defended... As a junior in 2014, All-Pac-12 Conference Honorable Mention... Led the team with 116 tackles to go along with 13 tackles for loss, four sacks and one pass defended... Played in 10 games with seven starts as a sophomore in 2013... Compiled 64 tackles, 4.5 tackles for loss, two sacks, two forced fumbles and two passes defended... As a freshman in 2012, played in seven games... Logged two tackles and one fumble recovery... Redshirted as a true freshman in 2011.

## PERSONAL

Attended Centennial H.S. in Corona, Calif... Graduated from Utah with a degree in economics... Born July 19, 1993.

## YEAR-BY-YEAR STATS

### DEFENSE

| Year          | Team | G         | GS       | Tack     | Solo     | Sack     | INT      | PD       |
|---------------|------|-----------|----------|----------|----------|----------|----------|----------|
| 2016          | CAR  | 14        | 0        | 0        | 0        | 0        | 0        | 0        |
| 2017          | CAR  | 11        | 0        | 0        | 0        | 0        | 0        | 0        |
| 2018          | CAR  | 3         | 0        | 0        | 0        | 0        | 0        | 0        |
| <b>Career</b> |      | <b>28</b> | <b>0</b> | <b>0</b> | <b>0</b> | <b>0</b> | <b>0</b> | <b>0</b> |

\*Tackle stats according to STATS, LLC

54



# NATE ORCHARD

DE

6-4 // 251

6th NFL Season // Utah

DOB: Jan. 5, 1993 // Highland H.S. [Salt Lake City, Utah]

## TRANSACTIONS

Originally selected by the Cleveland Browns in the second round [51st overall] in the 2015 NFL Draft... Released by the Browns on September 1, 2018... Signed by Bills on September 11, 2018... Released by Bills on October 2, 2018... Signed by Chiefs October 10, 2018... Released by Chiefs on November 6, 2018... Signed by Seahawks April 4, 2019... Released by Seahawks May 10, 2019... Signed by Dolphins May 16, 2019... Released by Dolphins September 3, 2019... Signed by Washington on November 27, 2019... Re-signed with Washington as an unrestricted free agent on March 18, 2020.

## PRO

Enters 2020 having previously appeared in 43 regular season games with 13 starts from 2015-19... Recorded 83 tackles [51 solo], six sacks for 38 yards, six passes defended, one interception, two forced fumbles and two fumble recoveries.

## YEAR-BY-YEAR

### 2019 [WASHINGTON]

Logged four tackles [three solo], one sack, two quarterback hits, two tackles for loss and one fumble recovery in a victory over CAR [12/1]... Recorded one total tackle at GB [12/8]... Notched five total tackles vs. PHI [12/15]... Recorded two total tackles and one pass defended vs. NYG [12/22]... Registered two tackles [one solo] at DAL [12/29].

### 2018 [BILLS/CHIEFS]

Played in four games... Recorded one quarterback hit in a win over MIN [9/23]... Logged four tackles [three solo] in a contest vs GB [9/30].

### 2017 [BROWNS]

Played in all 16 games... Notched three tackles [one solo], one sack in a matchup and a quarterback hit vs. IND [9/24]... Logged three tackles [two solo] and a tackle for loss vs. CIN [10/1]... Recorded three solo tackles vs. JAX [11/19]... Put up three solo tackles and one forced fumble in a matchup vs. Chargers [12/3].

### 2016 [BROWNS]

Appeared in only three games... Recorded three tackles [one solo] in a contest vs. BAL [9/18]... Logged one solo tackle in a matchup vs. MIA [9/25].

### 2015 [BROWNS]

Played in 15 games and started in 11... Logged five tackles [four solo] and one pass defended in a win over BAL [10/11]... Notched five tackles [three solo] in a matchup vs. ARI [11/1]... Recorded two solo tackles and two sacks in a win over SF [12/13]... Raked in two solo tackles and one sack in a game vs. KC [12/27].

## COLLEGE

Played college ball at University of Utah... All-American, Ted Hendricks Award and Morris Award winner ... three-year starter played in all 50 games in his four-year career [2011-14] with 36 starts ... Finished his career tied for third in school history in career sacks [25] ... 38.5 career tackles for loss is tied for the second-most ever by a Ute ... Other school career rankings included eight career forced fumbles [tied

for second] and five career fumble recoveries [tied for fifth most] ... 10 career pass breakups.

## PERSONAL

Guardians are Dave and Katherine Orchard ... took his guardians' last name in 2013 [went by Nate Fakahafua his first two seasons at Utah] ... mother is Ana Fakahafua and stepfather is Leti Fonohemia ... seven siblings ... married to Maegan Webber ... daughter Katherine Mae ... full name is Napaa Lilo Fakahafua Orchard ... anticipates receiving his bachelor's degree in economics in the spring of 2015 ... Born Jan. 5, 1993 in Los Angeles.

## YEAR-BY-YEAR STATS

### DEFENSE

| Year          | Team    | G         | GS        | Tack      | Solo      | Sack       | PD       | FF       | FR       |
|---------------|---------|-----------|-----------|-----------|-----------|------------|----------|----------|----------|
| 2015          | Cle     | 15        | 11        | 36        | 24        | 3.0        | 4        | 1        | 0        |
| 2016          | Cle     | 3         | 1         | 4         | 2         | 0.0        | 0        | 0        | 0        |
| 2017          | Cle     | 16        | 1         | 25        | 14        | 0.0        | 0        | 1        | 1        |
| 2018          | Buf/ KC | 4         | 0         | 4         | 3         | 0.0        | 1        | 0        | 0        |
| 2019          | Was     | 5         | 0         | 14        | 8         | 1.0        | 1        | 0        | 1        |
| <b>Career</b> |         | <b>43</b> | <b>13</b> | <b>83</b> | <b>51</b> | <b>6.0</b> | <b>6</b> | <b>2</b> | <b>2</b> |

\*Tackle stats according to STATS, LLC

**61**

# TIMON PARRIS

**T****6-6 // 320****3rd NFL Season // Stony Brook****DOB: Sept. 11, 1995 // Floral Park H.S. (Elmont, N.Y.)**

## TRANSACTIONS

Originally entered the NFL with Washington as a college free agent on May 2, 2018... Waived by Washington on September 1, 2018... Signed to Washington's practice squad on September 2, 2018... Signed to Washington's active roster on December 21, 2018... Waived on August 31, 2019... Signed to Washington's practice squad on September 1, 2019... Promoted to the active roster on December 14, 2019.

## YEAR-BY-YEAR

### 2019 [WASHINGTON]

Did not give up a sack and contributed to an offense that recorded three touchdowns and 362 total yards in a matchup vs. PHI [12/15]... Active vs. NYG [12/22]... Saw action at DAL [12/29].

### 2018 [WASHINGTON]

Appeared in one contest. Spent the first 15 weeks of the season on the team's practice squad before being promoted to the active roster on Dec. 21... Made NFL and Washington debut and contributed on offense at TEN [12/22]... Active but did not play vs. PHI [12/30].

## COLLEGE

Played collegiately at Stony Brook from 2013-17, appearing in 41 career games with the Seawolves. Earned All-CAA honors in each of his final three seasons... Started the first eight games of the 2017 season before suffering a season-ending injury. Earned first-team AFCA All-American honors after helping Stony Brook average 29.2 points and 351.2 yards per game... Started all 11 games at left tackle in 2016, earning his second selection as a first-team All-CAA honoree... Was a second-team All-CAA selection as a sophomore in 2015 after starting all 10 games at left tackle... Started all 12 games as a redshirt freshman in 2014, transitioning to left tackle for the final nine games... Redshirted in 2013.

## PERSONAL

Attended Floral Park (N.Y.) H.S., where he played both guard and defensive tackle... Earned all-county honors as a senior team captain after recording 29 tackles (including 13 for loss) and 3.0 sacks on the defensive side of the ball... Played for Team Long Island in Empire Challenge All-Star Game... Was also an all-conference performer in the shot put and discus... Son of Trevor and Jewel Parris... First name pronounced "Tih-moan"... Native of Elmont, N.Y... Born Sept. 11, 1995.

## YEAR-BY-YEAR STATS

### GAMES/STARTS

| Year          | Team | G        | GS       |
|---------------|------|----------|----------|
| 2018          | Was  | 1        | 0        |
| 2019          | Was  | 3        | 0        |
| <b>Career</b> |      | <b>4</b> | <b>0</b> |

45



# DONALD PAYNE

LB

5-11 // 216

4th NFL Season // Stetson

DOB: July 12, 1994 // Landmark Christian H.S. (Fayetteville, Ga.)

## TRANSACTIONS

Originally entered the NFL with the Baltimore Ravens as a college free agent on April 29, 2017... Waived by the Ravens on September 2, 2017... Claimed off waivers by the Jacksonville Jaguars on September 3, 2017... Waived by the Jaguars on May 9, 2019... Signed by the Ravens on August 16, 2019... Waived by the Ravens on August 31, 2019... Signed to the Ravens' practice squad on September 1, 2019... Released from the Ravens' practice squad on September 10, 2019... Signed with the Jaguars on October 10, 2019... Signed with Washington on July 28, 2020.

## YEAR-BY-YEAR

### 2019 [RAVENS/JAGUARS]

Entered training camp with the Ravens and was later released following the preseason... Was signed to the Ravens' practice squad and was waived in Week 2... Signed by the Jaguars in Week 8 and appeared in the team's final nine games, including five starts... Registered 61 tackles (36 solo), one sack, 3.0 tackles for loss, one quarterback hit, one pass defended and one fumble recovery... Appeared on special teams versus the Jets (10/27) and Texans (11/3)... Recorded a fumble recovery on special teams at IND (11/17)... Played his first defensive snaps of the season at TEN (11/24) and registered two tackles (one solo)... Made his first career start vs. TB (12/1), recording 13 total tackles (six solo), a tackle for loss and a quarterback hit... Tallied 15 tackles (seven solo) and played all of the defensive snaps vs. LAC (12/8)... Notched a career-high 11 solo tackles, including a pass defended at OAK (12/15)... Registered a career-high 16 tackles and led the team in that category for the fourth week in a row at ATL (12/22)... Started at linebacker and recorded a tackle vs. IND (12/29).

### 2018 [JAGUARS]

Appeared on special teams in all eight games he was active for... Recorded a solo tackle on special teams vs. NE (9/16)... Was placed on reserve/designated for return following Week 7 with a knee injury... Was activated from reserve/designated for return during Week 17 and recorded a special teams tackle at HOU (12/30).

### 2017 [RAVENS/JAGUARS]

Spent his rookie offseason with the Ravens but was waived during final cuts... Was claimed off waivers by the Jaguars prior to Week 1... Saw action in 13 games and led the team with 12 special teams tackles... Made his NFL debut at HOU (9/10), recording one special teams tackle... Saw action on special teams versus the Titans (9/17) and the Ravens (9/24)... Tallied two special teams tackles at IND (10/22)... Recorded a season-high three special teams tackles vs. LAC (11/12)... Contributed on special teams in wins versus the Browns (11/19), Colts (12/3) and Seahawks (12/10)... Saw action on defense for the first time in his career vs. HOU (12/17), registering a tackle in three snaps played. Made two special teams tackles (one solo) in the regular-season finale at TEN (12/31)... Totaled two special teams tackles (one solo) in the AFC Wild Card Game vs. BUF (1/7)... Made a special teams tackle in the Jaguars' win at Pittsburgh in the AFC Divisional Round Game (1/14)... Registered a solo tackle on special teams in the AFC Championship game at NE (1/21).

## COLLEGE

Was a three-time All-American at Stetson University... Named All-Conference in each of his four seasons... Finished his college career with 538 total tackles, ranking third most in Division I (FCS/FBS) history... Compiled 65.5 career tackles for loss, 14.0 sacks, nine interceptions, seven forced fumbles and eight fumble recoveries in four seasons (2013-2016) for the Hatters... Also scored five touchdowns on defense and special teams, and was awarded the Pioneer Football League's a record eight times in his career... Earned Walter Camp All-American honors and Associated Press All-American honors as a senior... Played in 10 games in 2016, recording 114 tackles (82 solo), 14.5 tackles for loss, six quarterback hits, 3.0 sacks, three forced fumbles, two fumble recoveries, and an interception... Became the first in PFL history to be awarded Defensive Player of the Year for the third time... Started all 11 games as a junior in 2015, leading the team and PFL in tackles (126)... Also led the team and FCS with 96 solo tackles... Was named a team captain for the third consecutive season... Was named to multiple first-team All-American teams as a sophomore in 2014 including: the Walter Camp Foundation and the Associated Press. Led all of NCAA in tackles (185)... Was named PFL Defensive Freshman of the Year.

## PERSONAL

Attended Landmark Christian H.S. (Fayetteville, Ga.), where he was first-team All-State as a senior and earned first-team All-Region honors his final three years as a defensive back... Was also named to the Metro Atlanta All-Star team in 2016... Registered 107 tackles with six interceptions, 16 pass breakups and two blocked punts as a senior... Was a three-year letter winner in baseball... Earned honor roll student honors and was the recipient of the U.S. Army National Scholar Athlete Award... Son of Sylvia and Donald Payne, Sr. ... His father was an All-American defensive back at Morris Brown College and was inducted into the Morris Brown Hall of Fame... His uncle, Ezra Johnson, also earned All-American honors as a defensive end at Morris Brown and was drafted in the first round of the 1977 NFL Draft by the Green Bay Packers... Johnson played 15 seasons in the NFL... Johnson was named to the Pro Bowl in 1978 and was named to the Green Bay Packers Hall of Fame in 1997... Born July 12, 1994.

## YEAR-BY-YEAR STATS

### DEFENSE

| Year          | Team | G         | GS       | Tack      | Solo      | Sack       | INT      | PD       |
|---------------|------|-----------|----------|-----------|-----------|------------|----------|----------|
| 2017          | Was  | 13        | 0        | 13        | 10        | 0.0        | 0        | 0        |
| 2018          | Was  | 8         | 0        | 2         | 1         | 0.0        | 0        | 0        |
| 2019          | Was  | 9         | 5        | 61        | 36        | 1.0        | 0        | 1        |
| <b>Career</b> |      | <b>30</b> | <b>5</b> | <b>76</b> | <b>47</b> | <b>1.0</b> | <b>0</b> | <b>1</b> |

\*Tackle stats according to STATS, LLC

### ADDITIONAL

FF-FR: 0-1 in 2016; 0-1 in 2019

### POSTSEASON

| Year          | Team | G        | GS       | Tack     | Solo     | Sack     | INT      | PD       |
|---------------|------|----------|----------|----------|----------|----------|----------|----------|
| 2017          | Was  | 3        | 0        | 4        | 3        | 0        | 0        | 0        |
| <b>Career</b> |      | <b>3</b> | <b>0</b> | <b>4</b> | <b>3</b> | <b>0</b> | <b>0</b> | <b>0</b> |

94



# DARON PAYNE

DL

6-3 // 320

3rd NFL Season // Alabama

DOB: May 27, 1997 // Shades Valley H.S. (Irondale, Ala.)

## TRANSACTIONS

Originally selected by Washington in the first round (13th overall) of the 2018 NFL Draft.

## YEAR-BY-YEAR

### 2019 [WASHINGTON]

Appeared in 15 games with nine starts and notched 56 tackles (32 solo), two sacks and three tackles for loss... Tallied three tackles [two solo], one pass defense, one quarterback hit and a tackle for a loss in his season debut at PHI [9/8]... Tallied four tackles vs. DAL [9/15] and four vs. CHI [9/23]... Made six tackles in his 20th career start at NYG [9/29]... Recorded his first sack of the season vs. NE [10/6] and added a solo tackle... Notched three total tackles at MIA [10/13]... Had seven total tackles vs. SF [10/20]... Recorded another seven total tackles at MIN [10/24]... Notched two total tackles at BUF [11/3]... Recorded five total tackles and a pass defended vs. NYJ [11/17]... Inactive vs. DET [11/24]... Had three total tackles at CAR [12/1]... Recorded three total tackles, one tackle for loss and one sack at GB [12/8]... Active vs. PHI [12/15]... Recorded four total tackles vs. NYG [12/22]... Saw action and registered three tackles (two solo) at DAL [12/29].

### 2018 [WASHINGTON]

Started in all 16 games in which he appeared, recording 35 tackles (14 solo) with 5.0 sacks, three passes defended, eight quarterback hurries, six tackles for loss, one forced fumble and one fumble recovery... Made NFL debut in win at ARI [9/9] with first career start and recorded three tackles (two solo)... Tallied two tackles (one solo) vs. IND [9/16]... Recorded first career sack for a loss of four yards and finished with five tackles (four solo), one tackle for loss and one quarterback hit in a win vs. GB [9/23]... Registered four tackles (three solo), two quarterback hits, one tackle for loss, first career forced fumble and one sack for a loss of six yards at NO [10/8]... Tallied three tackles (two solo) in a win vs. CAR [10/14]... Notched four tackles (one solo), one quarterback hit and one pass defended in a win vs. DAL [10/21]... Registered four tackles (three solo) and one sack for a loss of six yards in a win at NYG [10/28]... Assisted on a tackle vs. ATL [11/4]... Notched two assisted tackles and a quarterback hit in a win at TB [11/11]... Tallied seven tackles (three solo) vs. HOU [11/18]... Recorded one sack, four tackles (three solo) and a pass defended at DAL [11/22]... Added one solo tackle at PHI [12/3]... Notched five tackles (three solo) and one sack vs. NYG [12/9]... Recorded his first career fumble recovery, plus two solo tackles at JAX [12/16]... Recorded three tackles (two solo) and a pass defended at TEN [12/22]... Recorded five tackles (five solo) vs. PHI [12/30].

## COLLEGE

Played collegiately in 44 games at Alabama from 2015-17... Compiled 102 career tackles (39 solo), 5.0 tackles for loss, 3.0 sacks, five pass breakups, two fumble recoveries, one forced fumble and one interception... Integral part of defense that qualified for three consecutive College Football Playoff National Championship berths, including titles in 2015 and 2017... In 2017, totaled 53 tackles (21 solo), three pass breakups, one fumble recovery, 1.0 sack, one interception and one offensive touchdown in 14 games, earning first-team All-SEC honors from the Associated Press. Recorded first career interception in Sugar Bowl, returning it 21 yards

and capping the ensuing drive with a one-yard touchdown reception. Garnered Defensive MVP honors in both the Sugar Bowl and the College Football Playoff National Championship... As a sophomore in 2016, tallied 36 tackles (12 solo), 1.5 sacks and one pass breakup in 15 games and scored the first touchdown of his collegiate career at Ole Miss on a three-yard return of a fumble forced by Redskins linebacker Ryan Anderson... Appeared in all 15 games as a freshman in 2015, contributing 13 tackles (six solo), a half-sack and a forced fumble.

## PERSONAL

Attended Shades Valley H.S. in Irondale, Ala., where he was rated as a five-star prospect and the No. 1 player in the state of Alabama by Rivals.com... Was named a five-star prospect by Scout.com... Named to the 2015 U.S. Army All-American Bowl... Honorable mention Alabama Sports Writers Association All-State selection... Participated in 2014 Alabama-Mississippi All-Star Game... Son of Ron Payne and Kemberly Smith... First name pronounced "duh-RON"... Born May 27, 1997.

## YEAR-BY-YEAR STATS

### DEFENSE

| Year          | Team | G         | GS        | Tack       | Solo      | Sack       | PD       | FF       | FR       |
|---------------|------|-----------|-----------|------------|-----------|------------|----------|----------|----------|
| 2018          | Was  | 16        | 16        | 56         | 35        | 5.0        | 3        | 1        | 1        |
| 2019          | Was  | 15        | 9         | 56         | 32        | 2.0        | 2        | 0        | 0        |
| <b>Career</b> |      | <b>31</b> | <b>25</b> | <b>112</b> | <b>67</b> | <b>7.0</b> | <b>5</b> | <b>1</b> | <b>1</b> |

\*Tackle stats according to STATS, LLC

# KEVIN PIERRE-LOUIS

48



LB

6-0 // 231

7th NFL Season // Boston College

DOB: Oct. 7, 1991 // King Low Heywood Thomas H.S. (Stamford, Conn.)

## TRANSACTIONS

Traded to the Kansas City Chiefs on July 28, 2017... Signed with the New York Jets as an unrestricted free agent on March 23, 2018... Signed with the Chicago Bears as an unrestricted free agent on May 8, 2019... Signed with Washington as an unrestricted free agent on March 18, 2020.

## YEAR-BY-YEAR

### 2019 [BEARS]

Appeared in 14 games with three starts, recording 32 tackles, two TFLs, three passes defended, one interception and four special teams tackles ... career-high 12 tackles and one TFL in Week 16 vs. KC ... inactive for Weeks 7-8.

### 2018 [JETS]

Played in nine games and totaled four solo tackles, one sack and one forced fumble... Suspend for one game on Sept. 1... Blocked a punt vs. TEN [12/02]... Registered first career sack at BUF [12/09].

### 2017 [CHIEFS]

Played in 14 games establishing a career high in defensive tackles [35] and special teams tackles [6] and two pass deflections... Set a season high with seven tackles to lead the team at DAL [11/05]... Tied his season high with seven tackles [four solo] at NYJ [11/30]... Registered three tackles and forced RB Derrick Henry to fumble the ball, recovered out of bounds vs. TEN in the Wild Card Game [01/06].

### 2016 [SEAHAWKS]

Appeared in 13 games collecting seven tackles on defense and four special teams tackles.

### 2015 [SEAHAWKS]

Played in 14 games (one start) making 12 tackles, five special teams tackles and one pass defended... Earned his first career start, producing a single game career high with 11 tackles vs. CAR [10/18].

### 2014 [SEAHAWKS]

Played in seven games, registering 10 tackles on defense and three special teams tackles... Accumulated a season high five tackles vs. NYG [11/09]... Made his NFL appearance making one tackle on special teams at DEN [09/21].

## COLLEGE

Played at Boston College from 2010 to 2013, where he started all 44 games played at Boston College, tied for eighth in school history with 360 tackles ... Had eight sacks, deflected 11 passes and intercepted another, as he recovered two fumbles and forced one... As a senior earned All-Atlantic Coast Conference first-team honors from the Atlantic Coast Sports Media Association and the ACC Coaches... Started all 13 games as a true freshman, finishing second on the team with 93 tackles... Named first team All-ACC.

## PERSONAL

Attended King Low Heywood Thomas in Stamford, Conn., where he played middle linebacker and fullback... He recorded 159 tackles in nine games in 2009... Also registered three interceptions, returning two for touchdowns, two sacks, two

forced fumbles and two fumble recoveries... Offensively, rushed for 914 yards and 13 touchdowns on 77 carries. He was selected as the 2009-10 Gatorade Football Player of the Year for the state of Connecticut... Born October 7, 1991.

## YEAR-BY-YEAR STATS

### DEFENSE

| Year          | Team | G         | GS       | Tack       | Solo      | Sack       | INT      | PD       |
|---------------|------|-----------|----------|------------|-----------|------------|----------|----------|
| 2014          | Sea  | 7         | 0        | 10         | 7         | 0          | 0        | 0        |
| 2015          | Sea  | 14        | 1        | 12         | 3         | 0          | 0        | 1        |
| 2016          | Sea  | 13        | 0        | 7          | 3         | 0          | 0        | 0        |
| 2017          | KC   | 14        | 0        | 35         | 25        | 0          | 0        | 2        |
| 2018          | NYJ  | 9         | 0        | 4          | 4         | 1.0        | 0        | 0        |
| 2019          | Chi  | 14        | 3        | 32         | 22        | 0          | 1        | 3        |
| <b>Career</b> |      | <b>71</b> | <b>4</b> | <b>100</b> | <b>64</b> | <b>1.0</b> | <b>1</b> | <b>6</b> |

\*Tackle stats according to STATS, LLC

### ADDITIONAL

FF-FR: 0-1 in 2014, 1-0 in 2018

### POSTSEASON

| Year          | Team | G        | GS       | Tack     | Solo     | Sack     | INT      | PD       |
|---------------|------|----------|----------|----------|----------|----------|----------|----------|
| 2015          | Sea  | 1        | 0        | 0        | 0        | 0        | 0        | 0        |
| 2016          | Sea  | 2        | 0        | 0        | 0        | 0        | 0        | 0        |
| 2017          | KC   | 1        | 0        | 5        | 3        | 0        | 0        | 0        |
| <b>Career</b> |      | <b>4</b> | <b>0</b> | <b>5</b> | <b>3</b> | <b>0</b> | <b>0</b> | <b>0</b> |

### ADDITIONAL

FF-FR: 1-0 in 2017

# ROSS PIERSCHBACHER

64



C

6-4 // 315  
2nd NFL Season // Alabama

DOB: June 5, 1995 // Cedar Falls [Iowa] H.S.

## TRANSACTIONS

Originally selected by Washington in the fifth round (153rd overall) of the 2019 NFL Draft.

## YEAR-BY-YEAR

### 2019 [WASHINGTON]

Inactive in Weeks 1-3... Played on special teams at NYG [9/29]... Inactive vs. NE [10/6]... Active at MIA [10/13] and vs. SF [10/20]... Active at MIN [10/24] and at BUF [11/3]... Inactive vs. NYJ [11/17], vs. DET [11/24], at CAR [12/1], at GB [12/8], vs. PHI [12/15] and vs. NYG [12/22]... Inactive at DAL [12/29].

## COLLEGE

Played collegiately at Alabama from 2015-18, starting a total of 57 career games at two different positions (left guard and center) along the Tide's offensive line... A member of two national championship teams during his time in Tuscaloosa, Ala... Originally started his first three years at left guard (42 games) before transitioning to starting center for his senior year in 2018 (15 games)... Started a total of eight games in the College Football Playoff... Following collegiate career, held the Alabama record for most career starts by a position player (57)... During his senior season in 2018, he earned second team All-American honors by the Associated Press, All-SEC first team by the Associated Press and was named a finalist for the Rimington Trophy, award given annually to the nation's top center... During his junior campaign, started all 13 games in which he played as a guard... Helped to anchor an offensive line that ranked second in the SEC and 13th nationally in rushing with 250.6 yards per game while also ranking second in the SEC and 15th nationally in scoring offense (37.1 ppg)... Awarded first team All-SEC honors by the Associated Press in 2017... Started in all 15 games as a sophomore in 2016, earning a second team All-SEC selection by the Associated Press... Started in all 15 games at left guard as a redshirt freshman in 2015, earning a selection to the SEC All-Freshman team.

## PERSONAL

Attended Cedar Falls H.S. in Cedar Falls, Iowa where he was a three-time first team 4A All-State selection by the Des Moines Register... Garnered Elite All-State honors from the *Des Moines Register* in 2011, 2012 and 2013.. Son of Brad Pierschbacher... Earned degree in marketing... Last name pronounced "Peersh-BAY-ker"... Born on June 5, 1995.

## YEAR-BY-YEAR STATS

### GAMES/STARTS

| Year   | Team | G | GS |
|--------|------|---|----|
| 2019   | Was  | 5 | 0  |
| Career |      | 5 | 0  |

**18**

# TREY QUINN

**WR****6-0 // 200****3rd NFL Season // SMU****DOB: Dec. 7, 1995 // Barbe H.S. (Lake Charles, La.)**

## TRANSACTIONS

Originally selected by Washington in the seventh round (256th overall) of the 2018 NFL Draft.

## YEAR-BY-YEAR

### 2019 [WASHINGTON]

Recorded four receptions for 33 yards including a four-yard touchdown... Also had an 11-yard punt return at PHI [9/8]... Recorded four receptions for 36 yards and added a nine-yard punt return vs. DAL [9/15]... Notched 30 yards on 5 receptions and 15 return yards vs. CHI [9/23]... Made two receptions for 10 yards at NYG [9/29]... Recorded three receptions for 15 yards vs. NE [10/6]... Recorded two receptions for eight yards at MIA [10/13] as well as two punt returns for 14 yards... Had 30 yards on two receptions vs. SF [10/20]... Recorded one reception for 15 yards at MIN [10/24]... Caught one pass for nine yards in a start at BUF [11/3]... Started vs. NYJ [11/17] and recorded two receptions for nine yards, two punt returns for nine yards and caught a two-point conversion... Returned two punts vs. DET [11/24]... Started at CAR [12/1] and returned two punts for five yards... Inactive at GB [12/8] and vs. PHI [12/15].

### 2018 [WASHINGTON]

Appeared in three games with two starts, recording 75 receiving yards and a touchdown on nine receptions. Returned four punts for 52 yards (13.0 avg.)... Made NFL debut and saw action on special teams and offense. Recorded two punt returns for 12 yards before leaving game with an ankle injury in win at ARI [9/9]... Placed on Reserve/Injured list on Sept. 12... Returned to the line up after the team activated him from the Reserve/Injured list. Recorded his first career reception and finished with four catches for 49 yards. vs. HOU [11/18]... Caught five passes for 26 yards and one touchdown. His 10-yard touchdown reception is the first score and touchdown reception of his career at DAL [11/22]... Inactive at PHI [12/3]... Placed on Reserve/Injured list with an ankle injury on Dec. 5.

## COLLEGE

Finished his collegiate career at SMU in 2017 after starting his career at LSU... Appeared in 38 total games, compiling 136 receptions for 1,512 yards with 13 receiving touchdowns in his career... Was a first-team All-American Conference selection in 2017 after starting all 13 games at SMU and setting a school record with 114 receptions. Led the nation with 8.8 receptions per game and recorded 1,236 yards (No. 4 in school history) and 13 touchdowns (No. 2). In a three-game span against Houston, Cincinnati and UConn, became the first player in the Football Bowl Subdivision in this century to post at least 15 receptions in three straight games... Sat out the 2016 season per NCAA transfer rules... Played in 12 games with two starts at LSU in 2015, catching five passes for 83 yards... Started seven of the 13 games in which he played as a true freshman at LSU in 2014 and finished second on the team with 17 receptions for 193 yards.

## PERSONAL

Attended Barbe H.S. in Lake Charles, La., where he became the nation's all-time leader in career receiving yards with 6,566... Holds the Louisiana state record for career recep-

tions (357) and receiving yards (6,566)... Named first-team All-USA by USA Today and was selected as a first-team Parade All-American... Recorded 1,967 receiving yards and 23 receiving touchdowns in his senior season, breaking Dorial Green-Beckham's national career receiving yards record... Earned Class 5A first-team all-state selections three times in his career (sophomore, junior and senior seasons)... Tallied 115 catches for 2,141 yards and 26 touchdowns as a junior and 67 catches for 1,220 yards and 12 touchdowns as a sophomore... Caught 67 passes for 1,238 yards and nine touchdowns as a freshman... Selected to the 2014 U.S. Army All-American Game... Was also an all-district performer in baseball and was part of the 2012 5A Baseball State Championship team... Was a two-time 5A state finalist in the 100-meter dash... Threw a no-hitter in the opening round of the 2008 Little League World Series in Williamsport, Pa., and helped his South Lake Charles Little League team to the U.S. title game before falling to Hawaii... Son of Angie and Dave Quinn. Grandfather is Bobby Keasler, who served as head football coach at McNeese State (1990-98) and Louisiana-Monroe (1999-2002)... Born Dec. 7, 1995.

## YEAR-BY-YEAR STATS

### RECEIVING

| Year          | Team | GP        | GS       | Rec       | Yds        | Avg        | Lg        | TD       |
|---------------|------|-----------|----------|-----------|------------|------------|-----------|----------|
| 2018          | Was  | 3         | 2        | 9         | 75         | 8.3        | 15        | 1        |
| 2019          | Was  | 12        | 6        | 26        | 198        | 7.6        | 19        | 1        |
| <b>Career</b> |      | <b>15</b> | <b>8</b> | <b>35</b> | <b>273</b> | <b>7.8</b> | <b>19</b> | <b>2</b> |

### PUNT RETURN

| Year          | Team | PR        | Yds        | Avg        | Lg        | TD       |
|---------------|------|-----------|------------|------------|-----------|----------|
| 2018          | Was  | 4         | 52         | 13.0       | 30        | 0        |
| 2019          | Was  | 16        | 78         | 4.9        | 15        | 0        |
| <b>Career</b> |      | <b>20</b> | <b>130</b> | <b>6.5</b> | <b>30</b> | <b>0</b> |

**39**

# JEREMY REAVES

**S****5-11 // 200****3rd NFL Season // South Alabama****DOB: Aug. 29, 1996 // Pensacola Catholic H.S. (Pensacola, Fla.)**

## TRANSACTIONS

Originally entered the NFL with the Philadelphia Eagles as college free agent on May 11, 2018... Waived by the Eagles on September 1, 2018... Signed to Washington's practice squad on September 12, 2018... Waived by Washington on September 18, 2018... Signed to Washington's practice squad on October 22, 2018... Signed to Washington's active roster on December 19, 2018.

## YEAR-BY-YEAR

### 2019 [WASHINGTON]

Recorded two total tackles at MIA [10/13] in his first game of the season... Active vs. SF [10/20]... Made his first career start at MIN [10/24] and notched three total tackles... Active at BUF [11/3]... Notched two total tackles vs. NYJ [11/17]... Made his second start at GB [12/8]... Active vs. PHI [12/15]... Recorded one special teams tackle in a contest vs. NYG [12/22]... Started and registered four tackles (two solo) and one pass defended at DAL [12/29].

### 2018 [EAGLES/WASHINGTON]

Signed with the Eagles as a college free agent and waived during final cuts prior to Week 1... Spent time on the Redskins' practice squad before being promoted to the team's active roster on Dec. 19... Appeared in the final two games of the season for the Redskins... Made his NFL debut at TEN [12/22]... Active vs. PHI [12/30].

## COLLEGE

Played collegiately at South Alabama from 2014-17, where he amassed 301 total tackles (208 solo), 22 passes defended, eight interceptions, eight forced fumbles and two fumble recoveries in 45 games played... Earned the Sun Belt Defensive Player of the Year award during his senior campaign after racking up 104 total tackles (70 solo), three interceptions and 1.5 sacks... Earned an invite to the 2018 Reese's Senior Bowl, where he tallied eight solo tackles and an interception in the college all-star game... Was named to the first-team all-Sun Belt Conference in his junior year in 2016, after notching 85 total tackles (54 solo), a team-high seven passes defended and three interceptions... In his sophomore season, the defensive back was selected to the second-team all-Sun Belt Conference after finishing second on the team in total tackles (96) and tackles for loss (eight), both of which were career-highs in his 12 starts.

## PERSONAL

Attended Pensacola Catholic H.S. in Pensacola, Fla., where he recorded 39 total tackles and five interceptions, helping the Crusaders go 12-1 towards a berth in the quarterfinals of the state 5A playoffs... Was selected as an honorable mention all-state while earning first-team all-area and all-Northwest Florida honors... Named first-team all-area after tallying 77 tackles, three interceptions, a forced fumble and a fumble recovery his junior season... Also lettered two years for the Crusader baseball team, helping the school to the championship game of the state 4A tournament his final season... Majored in sports and recreation management... Son of Michael Reese and Rose Hinton... Born Aug. 29, 1996.

## YEAR-BY-YEAR STATS

### DEFENSE

| Year          | Team | G         | GS       | Tack      | Solo     | Sack     | INT      | PD       |
|---------------|------|-----------|----------|-----------|----------|----------|----------|----------|
| 2018          | Was  | 2         | 0        | 0         | 0        | 0        | 0        | 0        |
| 2019          | Was  | 9         | 3        | 11        | 6        | 0        | 0        | 1        |
| <b>Career</b> |      | <b>11</b> | <b>3</b> | <b>11</b> | <b>6</b> | <b>0</b> | <b>0</b> | <b>1</b> |

\*Tackle stats according to STATS, LLC

# RICHARD RODGERS II

86



TE

6-4 // 257

7th NFL Season // California

DOB: Jan. 22, 1992 // St. John's H.S. (Shrewsbury, Mass.)

## TRANSACTIONS

Originally selected by the Green Bay Packers in the third round (98th overall) of the 2014 NFL Draft... Signed by the Philadelphia Eagles as an unrestricted free agent on April 4, 2018... Re-signed with the Eagles on March 28, 2019... Cut on September 11, 2019... Signed by Philadelphia on December 24, 2019... Signed with Washington as an unrestricted free agent on March 25, 2020.

## PRO

Enters 2020 having previously appeared in 71 regular season games with 24 starts in his first six NFL seasons, gaining 1,173 yards on 121 receptions with 13 receiving touchdowns from 2014-19.

## YEAR-BY-YEAR

### 2019 (EAGLES)

Appeared in one game after being placed in the Reserve/Injured List with a lower leg injury on Aug. 30.

### 2018 (EAGLES)

Saw action in 7 games primarily on special teams after missing the first 9 games of the regular season due to a knee injury.

### 2017 (PACKERS)

Played in 15 games and caught 12 passes for 160 yards (13.3 avg.) and 1 TD... Posted a season-high 4 receptions for a season-best 77 yards (19.3 avg.) and 1 TD at CAR [12/17]... His 19.3 yards per reception were a career high... Became the first Green Bay TE with 75+ yards in a game on 4-or-fewer receptions since Jermichael Finley on 10/13/13 at Baltimore.

### 2016 (PACKERS)

Played in 16 games and produced 30 catches for 271 yards and 2 TDs in the regular season and added a 34-yard receiving TD in the playoffs.

### 2015 (PACKERS)

Appeared in 16 games with 12 starts and produced 58 catches for 510 yards and 8 TDs in the regular season and added 7 receptions for 56 yards in the playoffs... Ranked 5th among NFL TEs with a career-high 8 TDs (tied for 5th-most by a TE in Packers history), trailing only Tyler Eifert (13), Rob Gronkowski (11), Jordan Reed (11) and Gary Barnidge (9)... Became just the fourth TE in team history to record 55+ receptions (58) in a single season, joining Paul Coffman, Jermichael Finley and Jackie Harris... Was one of only four NFL TEs in 2015 with 55+ receptions (58), 500+ receiving yards (510) and 8+ receiving TDs (8), joining Rob Gronkowski, Jordan Reed and Gary Barnidge... Registered postseason career highs in receptions (7) and receiving yards (56) during the Packers' playoff run... Set a single-game, regular-season record for receiving yards by a Packers TE (146) at DET [12/03], highlighted by his game-winning 61-yard TD on a Hail Mary pass from Aaron Rodgers on the final play of the game... The Hail Mary was the 2nd-longest come-from-behind, game-ending TD from scrimmage in the fourth quarter in NFL history, behind Lions QB Earl Morrall's 65-yard TD pass to TE Jim Gibbons on 12/4/60.

### 2014 (PACKERS)

Played in all 16 games as a rookie and totaled 20 catches for

225 yards and 2 TDs... Became the first Packers rookie TE to play in all 16 games since Bubba Franks in 2000... Posted 5 receptions for 48 yards and 1 TD in the playoffs.

## COLLEGE

Appeared in 35 games (11 starts) during his three seasons at California and finished with 59 receptions for 896 yards (15.2 avg.) and 2 TDs. Played tight end for his first two seasons before moving to inside receiver as a junior in 2013.

## PERSONAL

Attended St. John's High School in Shrewsbury, Mass., where he was named a Prep Star All-American after leading all Massachusetts Division C-1 players in receiving, sacks and scoring as a senior in 2010... Caught 65 passes for 1,064 yards (16.4 avg.) and 16 TDs for a 12-1 squad that won the state's Division IA Conference with a 5-0 league mark... At defensive end, he registered 35 tackles, 8.0 sacks, 1 INT, 4 FFs and 2 FRs... Was also named the Defensive MVP of the Division IA Conference as a junior in 2009 after posting 42 tackles, 3.0 sacks and 4 INTs, including one he returned 75 yards for a TD... Majored in American Studies at California... Father, Richard Sr., is the assistant defensive backs coach for Washington. Richard Sr. was a two-time All-Pacific-10 selection as a defensive back at California, where he was prominently involved in "The Play" against Stanford in 1982, making the last of five laterals. Richard Sr. went on to play three seasons (1987-88, 1992) in the Arena Football League... Uncle, Gill Byrd, was most recently the cornerbacks coach for the Tampa Bay Buccaneers... Cousin, Jairus Byrd, played safety for the Buffalo Bills (2009-13) and New Orleans Saints (2014-16)... Grandfather, Clyde Mashore, played pro baseball for five seasons (1969-73)... Uncle, Damon Mashore, played three MLB seasons (1996-98).

## YEAR-BY-YEAR STATS

## RECEIVING

| Year          | Team | GP        | GS        | Rec        | Yds         | Avg        | Lg         | TD        |
|---------------|------|-----------|-----------|------------|-------------|------------|------------|-----------|
| 2014          | GB   | 16        | 5         | 20         | 225         | 11.3       | 43         | 2         |
| 2015          | GB   | 16        | 12        | 58         | 510         | 8.8        | 61t        | 8         |
| 2016          | GB   | 16        | 6         | 30         | 271         | 9.0        | 22         | 2         |
| 2017          | GB   | 15        | 1         | 12         | 160         | 13.3       | 36         | 1         |
| 2018          | Phi  | 7         | 0         | 1          | 7           | 7.0        | 7          | 0         |
| 2019          | Phi  | 1         | 0         | 0          | 0           | 0          | 0          | 0         |
| <b>Career</b> |      | <b>71</b> | <b>24</b> | <b>121</b> | <b>1173</b> | <b>9.7</b> | <b>61t</b> | <b>13</b> |

## ADDITIONAL

Fumbles-Lost: 1-0 in 2014, 1-0 in 2015

Rushing: 1 att. for 11 yds. (2015)

## POSTSEASON

| Year          | Team | GP        | GS       | Rec       | Yds        | Avg         | Lg         | TD       |
|---------------|------|-----------|----------|-----------|------------|-------------|------------|----------|
| 2014          | GB   | 2         | 0        | 5         | 48         | 9.6         | 13t        | 1        |
| 2015          | GB   | 2         | 2        | 7         | 56         | 8.0         | 15         | 0        |
| 2016          | GB   | 3         | 0        | 1         | 34         | 34.0        | 34t        | 1        |
| 2018          | Phi  | 2         | 0        | 0         | 0          | 0           | 0          | 0        |
| 2019          | Phi  | 1         | 0        | 0         | 0          | 0           | 0          | 0        |
| <b>Career</b> |      | <b>10</b> | <b>2</b> | <b>13</b> | <b>138</b> | <b>10.6</b> | <b>34t</b> | <b>2</b> |

## CAREER HIGHS

## SINGLE-GAME

|                   |                            |
|-------------------|----------------------------|
| Receptions:       | 8, at Detroit (12/03/15)   |
| Receiving Yards:  | 146, at Detroit (12/03/15) |
| Long (Receiving): | 61t, at Detroit (12/03/15) |
| Receiving TD:     | 2, at Carolina (11/08/15)  |

73



# CHASE ROULLIER

C

6-4 // 312  
4th NFL Season // Wyoming

**DOB:** Aug. 23, 1993 // Burnsville (Minn.) H.S.

## TRANSACTIONS

Originally selected by Washington in the sixth round (199th overall) of the 2017 NFL Draft.

## YEAR-BY-YEAR

### 2019 [WASHINGTON]

Started in 14 games he appeared... Only allowed three sacks in 2019... Started at center at PHI [9/8] gave up no sacks contributing to an offense that racked up 398 yards and three touchdowns... Started at center and did not give up a sack vs. DAL [9/15] ...Saw action vs the Bears[9/24]... Did not see action vs. NYG [9/29] due to injury... Saw action in matchup vs. NE [10/6]... Snapped and blocked for quarterback Case Keenum who threw for 13-of-25 for 116 yards and two touchdowns in a win over MIA [10/13]... Blocked for quarterback Case Keenum who threw for 77 yards going 9-for-12 in game vs. SF [10/20]... Blocked for quarterback Case Keenum as he went for 130 yards on 12-of-16 in game vs. MIN [10/24]... Snapped ball to QB Dwayne Haskins Jr. as he threw for 144 yards going 15-of-24 in game vs. BUF [11/4]... Started at center vs. NYJ [11/17]... Started at center as Quarterback Dwayne Haskins threw for 156 yards going 13-of-26 in a victory over DET [11/24]... Protected Quarterback Dwayne Haskins as he threw for 13-of-15 and 147 yards in a victory over CAR [12/1]... Snapped ball to Quarterback Dwayne Haskins as he threw for 170 yards going 16-of-26 in a contest vs. GB [12/8]... Did not give up a sack while protecting Quarterback Dwayne Haskins as he threw for 261 yards going 19-of-28 and contributed to an offense that finished with 362 yards total yards in a matchup vs PHI [12/15]... Snapped to Quarterback Dwayne Haskins Jr. as he threw for 133 yards and two touchdowns going 12-of-15 and Quarterback Case Keenum as the threw for 158 yards and one touchdown going 16-of-22 in a contest vs. NYG [12/22]... Started at center at DAL [12/29].

### 2018 [WASHINGTON]

Started in all 16 games in which he appeared, allowing only a half-sack on the season. One of three players on offense to start and play all 16 games... Started at center and helped the offense gain 429 yards in a win at ARI [9/9]... Started at center and appeared at right guard vs. IND [9/16]... Made first career start at left guard in the absence of Shawn Lauvao in a win vs. GB [9/23]... Started at left guard at NO [10/8]... Started at left guard in a win vs. CAR [10/14]... Started at center in a win vs. DAL [10/21]... Started at center in a win at NYG [10/28]... Started at center vs. ATL [11/4]... Started at center in a win at TB [11/11]... Started at center vs. HOU [11/18]... Started at center at DAL [11/22]... Started at center at PHI [12/3]... Started at center vs. NYG [12/9]... Started at center in win at JAX [12/16]... Started at center at TEN [12/22]... Started at center vs. PHI [12/30].

### 2017 [WASHINGTON]

Played in 13 games with seven starts as rookie... Made NFL debut on special teams vs. PHI [9/10]... Contributed on special teams in wins at LAR [9/17] and OAK [9/24]... Played on special teams at KC [10/2]... Contributed on special teams in a win vs. SF [10/15]... Played on offense and special teams at PHI [10/23]... Made first career start at center vs. DAL [10/29]... Started at center in a comeback win at SEA [11/5]... Started at center and played intermittently at guard as Kirk Cousins threw for 327 yards vs. MIN [11/12]... Started at cen-

ter and helped Washington produce both a 300-yard passer and 100-yard rusher at NO [11/19]... Inactive with a hand injury vs. NYG [11/23], at DAL [11/30] and at LAC [12/10]... Started at center in a win vs. ARI [12/17]... Started at center as the offense gained 386 yards in a win vs. DEN [12/24]... Started at center at NYG [12/31].

## COLLEGE

Played collegiately at Wyoming from 2013-16, appearing in 48 career games for the Cowboys... Earned first-team all-conference honors at center as a senior in 2016, starting all 14 games in helping his team to appearances in the Mountain West Championship and the Poinsettia Bowl. Helped the Cowboys rank second in the conference in points per game (35.9)... Garnered second-team all-conference honors in 2015 after starting all 12 games at left guard. Helped running back Brian Hill set a single-season school record in rushing yards... As a sophomore in 2014, started all 12 games at left guard for the Cowboys, earning honorable mention all-conference honors... Played in 10 games with three starts as a freshman in 2013... Redshirted in 2012.

## PERSONAL

Attended Burnsville (Minn.) H.S. nearby his hometown of Savage, Minn... He earned first-team all-state honors from the Associated Press as an offensive lineman his senior season, and was named honorable mention all-state as a defensive lineman... Named first-team All-Metro by the Minneapolis Star-Tribune and earned South Suburban Conference Lineman of the Year... Was voted as a team captain in both his junior and senior seasons... Was also a three-year letter-winner in basketball... Mechanical engineering major who was a perennial academic all-conference selection throughout his time at Wyoming and was named as a semi-finalist for the Campbell Trophy, awarded to the nation's premier scholar-athlete... Son of DeeAnn and Mark Roullier. Has one older sister, Brienne... Last name pronounced "ROO-lee-ay"... Born Aug. 23, 1993.

## YEAR-BY-YEAR

### GAMES/STARTS

| Year          | Team | G         | GS        |
|---------------|------|-----------|-----------|
| 2017          | Was  | 13        | 7         |
| 2018          | Was  | 16        | 16        |
| 2019          | Was  | 14        | 14        |
| <b>Career</b> |      | <b>43</b> | <b>37</b> |

75



# BRANDON SCHERFF

G

6-5 // 315  
6th NFL Season // Iowa

**DOB:** Dec. 26, 1991 // Denison (Iowa) H.S.

## HONOR ROLL

<< Three-time Pro Bowl selection (2016, 17, 19 seasons)  
<< 2015 PFWA All-Rookie Team

## TRANSACTIONS

Originally selected by Washington in the first round (fifth overall) of the 2015 NFL Draft... Had fifth-year option exercised by Washington on April 16, 2018.

## PRO

Former fifth overall pick who earned his first career Pro Bowl berth in 2016... Enters 2020 having previously started all 65 regular season games and one postseason game since being drafted... Was a PFWA All-Rookie performer in 2015.

## YEAR-BY-YEAR

### 2019 [WASHINGTON]

Played and started in 11 games... Placed on injured reserve on [12/17]... Only gave up one and half sacks in 2019... Started at right guard at PHI [9/8]... Started at right guard vs. DAL [9/15]... Saw action vs. CHI. [9/24]... Missed the Giants game due to an injury [9/29]... Did not play in matchup vs. NE [10/6]... Helped block quarterback Case Keenum who went for 13-of-25 for 116 yards and two touchdowns in a win over MIA [10/13]... Blocked for quarterback Case Keenum who threw for 77 yards going 9-for-12 in a contest vs. SF [10/20]... Blocked for quarterback Case Keenum as he went for 130 yards on 12-of-16 in game vs. MIN [10/24]... Blocked for QB Dwayne Haskins as he threw for 15-of-22 and 144 yards in contest vs. BUF [11/3]... Started at right guard vs. NYJ [11/17]... Started at right guard as Quarterback Dwayne Haskins threw for 156 yards going 13-of-26 in a victory over DET [11/24]... Protected Quarterback Dwayne Haskins as he threw for 13-of-15 and 147 yards in a victory over CAR [12/1]... Blocked for Quarterback Dwayne Haskins as he threw for 170 yards going 16-of-26 in a contest vs. GB [12/8]... Did not participate in Week 15 matchup vs. PHI [12/15] due to injury... Placed on injured reserve [12/17].

### 2018 [WASHINGTON]

Started in all eight games in which he appeared, allowing only one sack on the season... Started at right guard and helped execute 429 yards on offense in a win at ARI [9/9]... Started at right guard vs. IND [9/16]... Made start at right guard in a win vs. GB [9/23]... Started at right guard at NO [10/8]... Started at right guard and helped team rush for 138 yards in a win vs. CAR [10/14]... Started at right guard in a win vs. DAL [10/21]... Started at right guard and assisted in Adrian Peterson's 64-yard touchdown run in a win at NYG [10/28]... Started at right guard before leaving game with chest injury vs. ATL [11/4]... Placed on Reserve/Injured list on Nov. 5.

### 2017 [WASHINGTON]

Started all 14 games in which he appeared, earning his second Pro Bowl selection... Started at right guard vs. PHI [9/10]... Started at right guard and helped Washington record the NFL's first 200-yard rushing game (229) of the 2017 season at LAR [9/17]... Started at right guard in a win vs. OAK [9/24], helping Washington to a 472-128 advantage

in total yards, the team's largest differential in regular season play since Dec. 15, 1974... Started at right guard at KC [10/2], helping Washington post their first sack-free game of the season... Started at right guard and helped the offense to 419 yards in a win at SF [10/15]... Started at right guard at PHI [10/23]... Helping Kirk Cousins throw for 303 yards... Inactive with knee and back injuries vs. DAL [10/29]... Active but did not play at SEA [11/5] while still recovering from a knee injury... Started at right guard as Kirk Cousins threw for 327 yards vs. MIN [11/12]... Started at right guard and helped Washington produce both a 300-yard passer and 100-yard rusher at NO [11/19]... Started at right guard in a Thanksgiving win vs. NYG [11/23]... Started at right guard at DAL [11/30] and at LAC [12/10]... Started at right guard in a win vs. ARI [12/17]... Started at right guard as the offense gained 386 yards in a win vs. DEN [12/24]... Started at right guard at NYG [12/31].

### 2016 [WASHINGTON]

Started all 16 games at right guard, joining Chris Samuels (2000-01) and Jon Jansen (1999-2000) as the only Washington offensive linemen to open their careers by starting 16 games in each of their first two NFL seasons. Earned first career Pro Bowl selection... Part of an offensive line that led Washington to team records in total net yards (6,545), net passing yards (4,758) and yards per play (6.40) while allowing only 23 sacks, fourth-fewest in the NFL... Started at right guard vs. PIT [9/12] and helped Washington hold the Steelers without a sack on 43 team pass attempts... Started at right guard vs. DAL [9/18], helping the offense post 432 yards of offense... Started at right guard in a win at NYG [9/25], contributing to a 403-yard effort... Started at right guard in wins vs. CLE [10/2] and at BAL [10/9]... Started at right guard in a win vs. PHI [10/16], guiding the offense to 230 rushing yards, its highest total since 2012... Started at right guard in a 413-yard offensive performance at DET [10/23]... Started at right guard in a tie against CIN [10/30] in London, helping the offense record 546 yards of offense, the team's largest offensive output since a 559-yard effort vs. Atlanta on Nov. 10, 1991... Started at right guard in a win vs. MIN [11/13]... Started at right guard in a win vs. GB [11/20], helping Washington post 515 total yards, the team's most in a non-overtime game since Week 11 of the 1991 season... Started at right guard at DAL [11/24], holding the Cowboys without a sack and helping the offense to consecutive 500-yard performances for the first time in team history... Started at right guard at ARI [12/4]... Started at right guard in a win at PHI [12/11]... Started at right guard and helped Kirk Cousins throw for 315 yards vs. CAR [12/19]... Started at right guard and helped Washington to 200-plus yards both on the ground and in the air in a win at CHI [12/24]... Started at right guard in season finale vs. NYG [1/1].

### 2015 [WASHINGTON]

Started all 16 regular season games and one postseason game played by the organization, earning PFWA All-Rookie honors. Missed only one offensive snap on the year, exiting the field momentarily after losing his shoe... Became only the third rookie offensive lineman to start 16 games for Washington (Jon Jansen in 1999 and Chris Samuels in 2000)... Started at right guard in NFL debut and helped Washington rush for 161 yards vs. MIA [9/13]... Helped Washington post 182 rushing yards in a start at right guard vs. STL [9/20]... Started at right guard at NYG [9/24]... Started at right guard vs. PHI [10/4], helping the offense go 90 yards on its final drive for a come-from-behind victory... Started

at right guard at ATL (10/11) and at NYJ (10/18)... Started at right guard in the largest comeback win (24 points) in team history vs. TB (10/25)... Started at right guard at NE (11/8)... Started at right guard vs. NO (11/15), blocking for Washington's first combined 300-yard passing game/200-yard rushing game since Super Bowl XXII... Started at right guard at CAR (11/22)... Started at right guard and helped Kirk Cousins throw for his fourth 300-yard game of the season in a win vs. NYG (11/29)... Started at right guard vs. DAL (12/7)... Started at right guard in a win at CHI (12/13)... Started at right guard for Cousins' team-record-setting sixth 300-yard passing game of the season in a win vs. BUF (12/20)... Started at right guard in a division-clinching win at PHI (12/26)... Started at right guard in regular season finale at DAL (1/3)... Started at right guard in NFC Wild Card Round vs. GB (1/10).

## COLLEGE

Played collegiately at Iowa from 2011-14, appearing in 43 games with 36 starts after a redshirt year in 2010... Returned for his senior season in 2014 and started all 13 games, receiving the Outland Trophy, which is awarded annually to the nation's most outstanding interior lineman. Earned unanimous consensus All-American honors and was named first-team All-Big Ten for the second consecutive season. Also won the Rimington-Pace Offensive Lineman of the Year award in the Big Ten Conference... Started in all 13 games in which he appeared as a junior in 2013, earning second-team All-American honors from the Football Writers Association of America and earned first-team All-Big Ten honors from league coaches, Sporting News, Phil Steele and others... As a sophomore in 2012, started in all seven games in which he appeared and played every offensive snap in six games... Started in three of the 10 games in which he appeared as a freshman in 2011... Redshirted in 2010.

## PERSONAL

Attended Denison (Iowa) H.S., where he was a five-sport athlete who competed in football, basketball, baseball, tennis and track and field... Played offensive and defensive lineman in his final two seasons after playing quarterback as a sophomore... Earned first team all-state honors on offense as a senior and was second team all-state on defense as a junior... Collected 31 solo tackles and 51 assists with 16 tackles for loss as a team captain as a senior. Recorded 200 receiving yards and five touchdown receptions at tight end as a junior a year after passing for 1,200 yards as a sophomore... Earned first team all-district, all-conference and all-state honors in baseball... Holds school shot put record and won state title in the event as a sophomore, while placing third as a freshman and second as a junior... Is an avid fisherman and hunter... Earned degree in Sports Studies and intends to be a coach following his playing career... Son of Cindy and Bob Scherff... Married to his wife, Jenni, with whom he welcomed his first son, Easton, in fall 2017... Last name pronounced "SCHER-eff"... Born Dec. 26, 1991.

## YEAR-BY-YEAR STATS

### GAMES/STARTS

| Year          | Team | G         | GS        |
|---------------|------|-----------|-----------|
| 2015          | Was  | 16        | 16        |
| 2016          | Was  | 16        | 16        |
| 2017          | Was  | 14        | 14        |
| 2018          | Was  | 8         | 8         |
| 2019          | Was  | 11        | 11        |
| <b>Career</b> |      | <b>65</b> | <b>65</b> |

### POSTSEASON

| Year          | Team | G        | GS       |
|---------------|------|----------|----------|
| 2015          | Was  | 1        | 1        |
| <b>Career</b> |      | <b>1</b> | <b>1</b> |

**71**

# WES SCHWEITZER

**G****6-4 // 300****5th NFL Season // San Jose State****DOB: Sept. 11, 1993 // Chaparral H.S. (Scottsdale, Ariz.)**

## TRANSACTIONS

Originally selected by the Atlanta Falcons in the sixth round (195th overall) of the 2016 NFL Draft... Signed by Washington as an unrestricted free agent on March 18, 2020.

## YEAR-BY-YEAR

### 2019 (FALCONS)

Played in 15 games making 7 starts.

### 2018 (FALCONS)

Played in 15 games making 13 starts, blocking for an offense that averaged 389.1 yards and 6.16 yards per play, the sixth-best mark in the NFL.

### 2017 (FALCONS)

Played and started in all 16 games and blocked for an offense that averaged 364.8 yards and 5.93 yards per play, the third-best mark in the NFL.

### 2016 (FALCONS)

Was on the active roster but inactive for all 16 games.

## COLLEGE

Played in 38 games for San Jose State, including 37 straight between 2013 and 2015... During his senior season, blocked for a team that averaged 27.9 points per game, 182.9 rushing yards per game and 221.7 passing yards per game... Was one of four co-captains on last year's team and was a four-time academic all-conference honoree... Played in all 13 games in 2014 and anchored a unit that had three freshman starters... Named the team's Scholar Athlete for the third year in a row... One of three offensive linemen to play and start all 12 games in 2013... Was a key member of an offensive line that helped set a school record, averaging 493.2 yards of total offense per game... Played in seven games with one start at left tackle as a redshirt freshman in 2012... Named the team's Scholar Athlete at the team's annual awards banquet.

## PERSONAL

Attended Chaparral High in Scottsdale, Ariz., where he was a versatile offensive lineman... Led his teams to a combined 27-1 win loss record in 2009 and 2010 in Class 5A2 competition... As a senior, was an all-state selection by multiple outlets and was a first team all-city and all-region player. Born September 11, 1993.

## YEAR-BY-YEAR STATS

### GAMES/STARTS

| Year          | Team | G         | GS        |
|---------------|------|-----------|-----------|
| 2017          | Atl  | 16        | 16        |
| 2018          | Atl  | 15        | 13        |
| 2019          | Atl  | 15        | 7         |
| <b>Career</b> |      | <b>46</b> | <b>36</b> |

### POSTSEASON

| Year          | Team | G        | GS       |
|---------------|------|----------|----------|
| 2017          | Atl  | 2        | 2        |
| <b>Career</b> |      | <b>2</b> | <b>2</b> |

**97**

# TIM SETTLE

**DT****6-3 // 308****3rd NFL Season // Virginia Tech****DOB: July 11, 1997 // Stonewall Jackson H.S. (Manassas, Va.)**

## TRANSACTIONS

Originally selected by Washington in the fifth round (163rd overall) of the 2018 NFL Draft.

## YEAR-BY-YEAR

### 2019 [WASHINGTON]

Played in 15 games and started one... Finished season with 14 total tackles [nine solo], two sacks, five quarterback hits and two tackles for loss... Recored a solo tackle at PHI [9/8]... Made his first career start and recorded a solo tackle vs. DAL [9/15]... Saw action vs. CHI [9/24]... Recorded one solo tackle vs. NYG [9/29]... Logged his first career sack and recorded one solo tackle in game vs. NE [10/6]... Saw game action in a win over MIA [10/13]... Logged game time in a game vs. SF [10/20]... Raked in one tackle in contest vs. MIN [10/24]... Recorded one tackle in game vs. BUF [11/4]... Inactive vs. NYJ [11/17]... Logged one tackle in a victory over DET [11/24]... Logged three tackles [two solo] in a victory over CAR [12/1]... Notched one quarterback hit in a contest vs. GB [12/8]... Logged two tackles in a matchup vs. PHI [12/15]... Notched two solo tackles, one sack, one tackle for loss, and two quarterback hits in a matchup vs. NYG [12/22]... Saw action at DAL [12/29].

### 2018 [WASHINGTON]

Appeared in all 16 regular season games, registering eight-tackles [six solo] and a tackle for loss... Made NFL debut and saw action on defense in win at ARI [9/9]... Appeared on defense and special teams vs. IND [9/16]... Contributed on special teams in a win vs. GB [9/23]... Appeared on defense and special teams at NO [10/8]... Contributed on special teams in a win vs. CAR [10/14]... Contributed on defense and special teams in a win vs. DAL [10/21]... Contributed on defense and special teams in a win at NYG [10/28]... Appeared on special teams vs. ATL [11/4]... Contributed on defense and special teams in a win at TB [11/11]... Contributed on defense and special teams vs. HOU [11/18]... Recorded three solo tackles, including the first of his career at DAL [11/22]... Tallied one solo tackle at PHI [12/3]... Notched one assisted tackle vs. NYG [12/9]... Contributed on defense and special teams at JAX [12/16]... Tallied one solo tackle at TEN [12/22]... Tallied two tackles [one solo] vs. PHI [12/30].

## COLLEGE

Played collegiately at Virginia Tech, collecting 53 tackles (28 solo), 19.5 tackles for loss and 4.0 sacks in 27 games across the 2016-17 seasons... Started all 13 games for the Hokies as a redshirt sophomore in 2017 and compiled 36 tackles (21 solo), 12.5 tackles for loss, 4.0 sacks and one blocked kick. Earned second-team All-ACC honors... In 2016, played in 14 games, contributing 17 tackles (seven solo) and 7.0 tackles for loss. Also blocked a kick against East Carolina... Redshirted in 2015.

## PERSONAL

Attended Stonewall Jackson H.S. in Manassas, Va., approximately 25 miles from Washington team headquarters in Ashburn, Va... Recorded 72 tackles (including 25 for loss), three sacks, two fumble recoveries and 10 pass deflections at nose tackle as a senior... Was a first-team All-Met selection by The Washington Post in each of his final two sea-

sons... Was a 2014 American Family Insurance All-USA Virginia Football Team selection and a second-team Class 6A North Region selection... Was a four-star recruit, according to Rivals.com... Played part of his prep career at Stonewall Jackson with fellow 2018 Washington draftee Greg Stroman... Also participated in baseball at Stonewall Jackson... Son of Tim Settle Sr., and Paula Washington... Majored in communication studies... Born July 11, 1997.

## YEAR-BY-YEAR STATS

### DEFENSE

| Year          | Team | G         | GS       | Tack      | Solo      | Sack       | PD       | FF       | FR       |
|---------------|------|-----------|----------|-----------|-----------|------------|----------|----------|----------|
| 2018          | Was  | 16        | 0        | 8         | 6         | 0.0        | 0        | 0        | 0        |
| 2019          | Was  | 15        | 1        | 14        | 9         | 2.0        | 0        | 0        | 0        |
| <b>Career</b> |      | <b>30</b> | <b>1</b> | <b>22</b> | <b>15</b> | <b>2.0</b> | <b>0</b> | <b>0</b> | <b>0</b> |

\*Tackle stats according to STATS, LLC

# CAM SIMS

89



WR

6-5 // 220

3rd NFL Season // Alabama

DOB: Jan. 6, 1996 // Ouachita Parish H.S. (Monroe, La.)

## TRANSACTIONS

Originally entered the NFL with Washington as a college free agent on May 2, 2018.

## YEAR-BY-YEAR

### 2019 [WASHINGTON]

Played in seven games and started one... Logged two catches for 27 yards... Active vs. NE [10/6] and vs. NYJ [11/17]... Did not see any game action vs. DET [11/24]... Played two percent of offensive snaps and 33 percent of special teams in a victory over CAR [12/1]... Saw game time in a contest vs. GB [12/8]... Saw game action in a contest vs PHI [12/15]... Caught one ball for 15 yards in a contest vs. NYG [12/22]... Made first career start and caught one pass for 12 yards in a matchup vs. DAL [12/29].

### 2018 [WASHINGTON]

Appeared in one contest... Made NFL debut and appeared on special teams before leaving game due to an ankle injury in win at ARI [9/9]... Placed on Reserve/Injured list with an undisclosed injury on Sept. 11.

## COLLEGE

Played collegiately at Alabama from 2014-17, appearing in 53 games for the Crimson Tide. Caught 41 career passes for 467 yards with two touchdowns... Totaled 14 catches for 207 yards and a touchdown in Alabama's national championship season in 2017... Recorded 14 receptions for 152 yards as a junior in 2016... Helped the Tide to a national championship as a sophomore in 2015, catching six passes for 46 yards in 13 games... Played in 12 games as a freshman, catching seven passes for 46 yards, including a four-yard touchdown reception.

## PERSONAL

Attended Ouachita Parish H.S. in Monroe, La., where he was a Louisiana Sports Writers Association 5A All-State honorable mention selection in both 2012 and 2013... Caught 39 passes for 948 yards and eight touchdowns as a junior in 2012, averaging 24.3 yards per catch... Was a consensus four-star prospect... Participated in the Under Armour All-American Game... Son of Chastity Butler. Has one daughter, Kameryn... Born Jan. 6, 1996.

## YEAR-BY-YEAR STATS

### RECEIVING

| Year          | Team       | GP       | GS       | Rec      | Yds       | Avg         | Lg        | TD       |
|---------------|------------|----------|----------|----------|-----------|-------------|-----------|----------|
| 2018          | Was        | 1        | 0        | 0        | 0         | 0           | 0         | 0        |
| 2019          | Was        | 7        | 1        | 2        | 27        | 13.5        | 15        | 0        |
| <b>Career</b> | <b>Was</b> | <b>8</b> | <b>1</b> | <b>2</b> | <b>27</b> | <b>13.5</b> | <b>15</b> | <b>0</b> |

# STEVEN SIMS JR.

15



WR

5-10 // 190

2nd NFL Season // Kansas

DOB: March 31, 1997 // Travis H.S. [Houston, Texas]

## TRANSACTIONS

Originally entered the NFL with Washington as a college free agent on April 30, 2019.

## YEAR-BY-YEAR

### 2019 [WASHINGTON]

Played in 16 games started in two... Finished rookie season with 85 rushing yards on nine carries with one touchdown and 310 receiving yards on 34 catches with four touchdowns which is tied for eighth among rookies wideouts... Returned a 91-yard kick for a touchdown which was tied sixth longest among all kick returners in the NFL... Tied for second among returners with 819 return yards... Made his NFL debut and had three kick returns for 46 yards at PHI [9/8]... Recorded his first career reception for three yards and tallied 16 rushing yards on three carries vs. DAL [9/15]... Recorded 102 return yards on three kicks in a game vs. CHI [9/24]... Notched 37 yards on two returns in contest vs. NYG [9/29]... Notched his first career touchdown on a 65-yard run, the second-longest touchdown run by a Redskins rookie, and recorded two catches for one yard vs. NE [10/6]... Logged 21 yards on one kick return and one yard off one carry in a win over MIA [10/13]... Raked in three catches for five yards, one rush for no gain and 63 yards on three kick returns in a contest vs. SF [10/20]... Recorded two kick returns for 54 yards in a game vs. MIN [10/24]... Notched one catch for 12 yards and three kick returns for 56 yards in a matchup vs. BUF [11/3]... Recorded two receptions for six yards and six kick returns for 143 yards vs. NYJ [11/17]... Logged 124 returns yards including a 91-yard touchdown return in a victory over DET [11/24]... Caught three balls for 29 yards in a victory over CAR [12/1]... Caught four balls for 40 yards and recorded six yards on one punt return in a matchup vs. GB [12/8]... Caught five passes for 45 yards, tallied one touchdown, returned the ball on kickoffs for 89 yards and eight yards in punt returns in a contest vs. PHI [12/15]... Played a career game, recorded two touchdowns, six catches for 64 yards, rushed for nine yards on two carries and 25 kick return yards in a matchup vs. NYG [12/22]... Caught five balls for 81 yards and one touchdown in a matchup at DAL [12/29].

## COLLEGE

Played collegiately at Kansas from 2015-18, appearing in 47 games for the Jayhawks... Totaled 2,582 career yards on 214 receptions and 19 touchdowns, averaging 12.1 yards a catch... Moved to third on Kansas all-time receiving yards list as a senior in 2018 (2,271)... Led Kansas in both receptions (59) and receiving yards (839) as a junior. Recorded a career-best 233-yards receiving on a career-high nine catches against Kansas State, the most from the program since 2009... Set a career-long reception with a 77-yard catch and run against SEMO in 2017... Started 11 games as a sophomore, catching 72 passes for 859 yards and seven touchdown receptions, listing ninth on Kansas's single-season receiving yardage list. Ranked fourth in the Big 12 with 6.0 receptions-per-game... Played in 11 games as a true freshman, starting six. Caught a team second-best 30 passes for 349 yards and two scores... Caught at least one pass in every game played in his first season.

## PERSONAL

Attended Travis H.S. in Houston, Texas, where he earned first-team all-district honors his senior season... Made 73 catches for 1,117 yards and 15 touchdowns in 2012-13... Caught 64 passes for 923 yards and 14 touchdowns while rushing 28 times for 214 yards, adding five scores in his senior season alone... Named a finalist for the Houston Touchdown Club Offensive Player of the Year... Majored in liberal arts and sciences... Son of Nytasha and Steven Sims Sr... Born March 31, 1997.

## YEAR-BY-YEAR STATS

### RUSHING

| Year          | Team | GP        | GS       | Att      | Yds       | Avg        | Lg         | TD       |
|---------------|------|-----------|----------|----------|-----------|------------|------------|----------|
| 2019          | Was  | 16        | 2        | 9        | 85        | 9.4        | 65t        | 1        |
| <b>Career</b> |      | <b>16</b> | <b>2</b> | <b>9</b> | <b>85</b> | <b>9.4</b> | <b>65t</b> | <b>1</b> |

### RECEIVING

| Year          | Team       | GP        | GS       | Rec       | Yds        | Avg        | Lg        | TD       |
|---------------|------------|-----------|----------|-----------|------------|------------|-----------|----------|
| 2019          | Was        | 16        | 2        | 34        | 310        | 9.1        | 65        | 4        |
| <b>Career</b> | <b>Was</b> | <b>16</b> | <b>2</b> | <b>34</b> | <b>310</b> | <b>9.1</b> | <b>65</b> | <b>4</b> |

### KICK RETURN

| Year          | Team | KR        | Yds        | Avg         | Lg         | TD       |
|---------------|------|-----------|------------|-------------|------------|----------|
| 2019          | Was  | 32        | 819        | 25.6        | 91t        | 1        |
| <b>Career</b> |      | <b>32</b> | <b>819</b> | <b>25.6</b> | <b>91t</b> | <b>1</b> |

### PUNT RETURN

| Year          | Team | PR       | Yds       | Avg        | Lg        | TD       |
|---------------|------|----------|-----------|------------|-----------|----------|
| 2019          | Was  | 6        | 26        | 4.3        | 11        | 0        |
| <b>Career</b> |      | <b>6</b> | <b>26</b> | <b>4.3</b> | <b>11</b> | <b>0</b> |

11



## ALEX SMITH

QB

6-4 // 215

16th NFL Season // Utah

DOB: May 7, 1984 // Helix H.S. (La Mesa, Calif.)

## HONOR ROLL

- << Offensive Captain (2018)
- << Three-time Pro Bowl selection (2013, 2016-17 seasons)
- << 49ers Ed Block Courage Award (2011)
- << USA Today All-Joe Team (2011)
- << NFL Top 100 Players (No. 81 after 2015, No. 81 after 2016)
- << Washington Ed Block Courage Award (2019)

## TRANSACTIONS

Originally selected by the San Francisco 49ers in the first round (1st overall) of the 2005 NFL Draft... Re-signed with the 49ers on July 29, 2011... Re-signed with the 49ers on March 21, 2012... Traded to the Kansas City Chiefs on March 12, 2013... Re-signed with the Chiefs on August 31, 2014... Traded to Washington on March 14, 2018... Signed multi-year contract extension with Washington on March 15, 2018... Placed on the Physically Unable to Perform List on August 31, 2019.

## PRO

Appeared in 166 regular season games (161 starts) and seven postseason games (all starts)... Completed 3,082-of-4,941 passes for 34,068 yards with 193 touchdowns and 101 interceptions for a passer rating of 87.3 in 15 NFL seasons with San Francisco (2005-12), Kansas City (2013-17) and Washington (2018)... In 2013, joined a Chiefs squad that went 2-14 a year earlier and then led the franchise to 11, 9, 11, 12 and 10 wins, respectively, and led the team to four postseason berths in his five seasons in Kansas City... One of only three NFL quarterbacks to win 50+ games as a starter across the 2013-17 seasons (Tom Brady and Russell Wilson)... Joined Washington in 2018 having recorded at least 320 pass attempts and single-digit interceptions in six straight seasons from 2013-18, the longest streak in NFL history. As of the end of the 2018 season, no other NFL quarterback had ever posted more than four such consecutive seasons.

## YEAR-BY-YEAR

## 2018 (WASHINGTON)

Started the first 10 games of the season before being placed on the Reserve/Injured list with a right leg injury... Completed 205-of-328 passes for 2,180 yards with 10 touchdowns and five interceptions... Made Washington debut completing 21-of-30 passes for 255 yards with two touchdowns for a 118.1 passer rating. Recorded 14 rushing yards on eight attempts in win at ARI (9/9)... Threw for 292 yards, completing 33-of-46 passes for an 88.3 passer rating vs. IND (9/16)... Led an eight play, 98-yard scoring drive, which was the first time since Washington has recorded a scoring drive of 98 or more yards since Oct. 31, 1999. Finished with 12 completions for 220 yards with two touchdowns and one interception for a passer rating of 110.4 in a win vs. GB (9/23)... Connected on 23-of-39 passes for 275 yards, scored one rushing touchdown and had one interception for a 69.9 passer rating at NO (10/8). The touchdown was the 15th rushing touchdown of his career... Completed 21-of-36 pass attempts for 163 yards and two touchdowns with a passer rating of 88.1 and rushed six times for 13 yards in a win vs. CAR (10/14)... Completed 14-of-25 pass attempts for 178 yards and one touchdown for a passer rating of 91.8. With his 23-yard touchdown pass to running back Kapri Bibbs, Smith (33,271) passed Steve

Young (33,124) for 35th on the NFL's all-time list in career passing yards in a win vs. DAL (10/21)... Completed 20-of-32 pass attempts for 178 yards and one touchdown for a passer rating of 87.8 in a win at NYG (10/28)... Completed 30-of-46 pass attempts for 306 yards, one interception and one touchdown for a passer rating of 82.3 and rushed for 22 yards on one carry. It was his first 300-yard passing game as a member of Washington vs. ATL (11/4)... Completed 19-of-27 pass attempts for 178 yards and one touchdown and finished with a passer rating of 100.5. With the touchdown pass, he (193) entered the top 50 on the NFL's all-time passing touchdowns list, passing No. 50 Bob Griese (192) in a win at TB (11/11)... Completed 12-of-27 pass attempts for 135 yards with two interceptions and rushed for 33 yards on four carries. Left game after suffering leg injury vs. HOU (11/18)... Placed on Reserve/Injured list with a leg injury on Nov. 19.

## 2017 (CHIEFS)

Started all 15 games in which he appeared, missing only a Week 17 contest after the team had already clinched its second straight AFC West title... Recorded career highs in completions (341), passing yards (4,042), passing touchdowns (26) and passer rating (104.7) while throwing only five interceptions, earning his third career Pro Bowl selection... His 5.2 touchdowns per interception were the best in the NFL in 2017 and the 15th-best in NFL history... Led the NFL in passer rating (104.7), becoming the first Chief to lead a league in that category since Len Dawson (98.6) led the AFL in 1968... Recorded five 300-yard games, a career high... Earned AFC Offensive Player of the Week honors after completing 28-of-35 passes for 368 yards with four touchdowns and no interceptions in an opening night win at NE (9/7)... Threw for 324 yards, completing 29-of-37 passes in pushing the Chiefs to a 5-0 start at HOU (10/8)... Opened the season with eight straight games without an interception before throwing one in Week 9 at DAL. Including the end of the 2016 season, threw 297 passes between interceptions, the second-longest streak of his career and the fifth-longest streak in NFL history... Set an NFL record for the most pass attempts to open a season without an interception (287)... Recorded his second four-touchdown, zero-interception performance of the season at NYJ (12/3). Also recorded a career-long 70-yard rush in the contest... Completed 24-of-33 passes for 264 yards with two touchdowns and no interceptions in the AFC Wild Card Round vs. TEN (1/6).

## 2016 (CHIEFS)

Appeared in 15 games with 15 starts, completing 328-of-489 passes for 3,502 yards with 15 touchdowns and eight interceptions... Helped guide the team to a 12-4 record and its first AFC West title since 2010, earning a first-round bye... Also rushed for five touchdowns, tying Steve Bono's franchise record by a quarterback (five in 1995)... Earned his second career Pro Bowl selection... Opened the season with an overtime win at SD (9/11), completing 34-of-48 passes for a season-best 363 yards with two touchdowns and an interception... Set a Chiefs record by completing 86.4 percent of his passes (19-of-22) at OAK (10/16)... Engineered his second fourth-quarter comeback win of the season at CAR (11/13), leading the team to 17 unanswered points to overcome a 17-3 deficit after three quarters in a 20-17 victory... Added his third fourth-quarter comeback win of the season at DEN (11/27). Tied the game with a touchdown pass and two-point conversion with 12 seconds remaining, and then led the Chiefs on two field goal drives in overtime for the win.

**2015 [CHIEFS]**

Started all 16 games, completing 307-of-470 passes for 3,486 yards with 20 touchdowns and seven interceptions, helping Kansas City to an 11-5 record and a postseason berth... Also rushed 84 times for 498 yards, breaking his own franchise records by a quarterback... Was one of two recipients of the club's Derrick Thomas Award, given to the team's Most Valuable Player... Led the team to 10 consecutive victories down the stretch after the team opened the season 1-5... Threw three touchdowns and no interceptions in season-opening win at HOU (9/13)... Threw a career-high 386 yards on 31-of-45 passes at CIN (10/4)... Did not throw an interception in Weeks 4-13, eventually snapping the streak with a pick in Week 14 at SD (12/13). His 312 pass attempts without an interception represented the second-longest streak in NFL history, trailing only Tom Brady (358)... Completed a season-high 84.0 percent of passes (21-of-25) at BAL (12/20)... Guided the Chiefs to a 30-0 win in the AFC Wild Card Round at HOU (1/9), completing 17-of-22 passes for 190 yards with one touchdown and one interception... Completed 29-of-50 passes for 246 yards with one touchdown in AFC Divisional Round at NE (1/16).

**2014 [CHIEFS]**

Started all 15 games in which he played, completing 303-of-464 passes for 3,265 yards with 18 touchdowns and six interceptions... Helped the Chiefs finish the season 9-7... Threw three touchdown passes and no interceptions in consecutive games at MIA (9/21) and vs. NE (9/29). Eclipsed a passer rating of 135.0 in both contests... Recorded a season-high 311 yards in his final game of the season in Week 16 at PIT... Missed Week 17 with a lacerated spleen.

**2013 [CHIEFS]**

Earned his first Pro Bowl selection after inheriting a 2-14 team and helping lead the franchise to an 11-5 record and a postseason berth... Started all 15 games in which he played and established then-career-highs for attempts (508) and then completions (308), eclipsing the 500-attempt and 300-completion marks for the first time in his career... Set a then-franchise record for most rushing yards in a single season by a quarterback, racking up a career-high 431 yards on 76 carries (5.7 avg.)... Became only the second quarterback in Chiefs history to win his first nine starts with the team, joining Mike Livingston (1969-72)... Recorded three-touchdown games vs. NYG (9/29) and vs. SD (11/24)... Tallied his first career perfect 158.3 passer rating (min. 20 att.) at OAK (12/15). Completed 17-of-20 passes for 287 yards with five touchdowns and no interceptions and became only the second Chiefs player to record a perfect 158.3 passer rating in a game (min. 20 att.), joining Trent Green, who accomplished the feat on Dec. 14, 2003... Threw for postseason franchise records in attempts (46), completions (30), yards (378) and touchdowns (four) in the AFC Wild Card Round at IND (1/4). His 378 yards and four touchdown passes broke franchise marks set by Joe Montana.

**2012 [49ERS]**

Played in 10 games with nine starts, completing 153-of-218 for 1,737 yards with 13 touchdowns and five interceptions... Led the Niners to a 6-2-1 record in his nine starts, helping the team en route to an 11-4-1 record, an NFC West title, an NFC Championship and a berth in Super Bowl XLVII... Engineered a 45-3 win vs. BUF (10/7), completing 18-of-24 passes for 303 yards with three touchdowns and no interceptions... Earned NFC Offensive Player of the Week honors in Week 8 at ARI (10/29) after completing 18-of-19 passes (94.7 percent) for 232 yards with three touchdowns and no interceptions... Suffered a concussion in a Week 10 tie vs. STL (11/11).

**2011 [49ERS]**

Led the 49ers to a 13-3 regular season record and a trip to their first NFC Championship Game since 1994... Started all 16 regular season games, completing 273-of-445 passes for 3,144 yards with 17 touchdowns and five interceptions... Also posted then-career highs with 52 rushing attempts for 179 yards with two rushing touchdowns... Started both post-season contests, throwing for 495 yards, five touchdowns and no interceptions... Did not throw an interception in the final five games of the season... Named the Comeback Player of the Year by Rick Gosselin of The Dallas Morning News and also earned Ed Block Courage Award and USA Today All-Joe Team honors... During the campaign, became the sixth quarterback in San Francisco franchise history to pass for more than 10,000 yards in a career... Led six fourth-quarter comebacks, including four on the road. His four come-from-behind road victories tied the franchise record set by Joe Montana in 1989... Set a franchise record for fewest interceptions in a season with five (min. 400 attempts) in 2011... Led the Niners a 36-32 win in NFC Divisional Round vs. NO (1/14), completing 24-of-42 passes for 299 yards with three touchdowns and no interceptions. Took a late 29-24 lead with a 28-yard touchdown run with 2:11 remaining, and after a New Orleans touchdown drive in response, engineered a seven-play, 85-yard drive culminating in a 14-yard game-winning touchdown pass to Vernon Davis with nine seconds remaining... Threw two touchdown passes in an overtime loss vs. NYG (1/22) in the NFC Championship Game.

**2010 [49ERS]**

Started 10 of the 11 games in which he played, completing 204-of-342 passes for 2,370 yards with 14 touchdowns and 10 interceptions... Completed 25-of-39 passes for 309 yards with three touchdowns vs. PHI (10/10)... Did not play in Weeks 8-13... In his return to the field in Week 14, completed 17-of-27 passes for 255 yards with three touchdowns and no interceptions in a 40-21 win vs. SEA (12/12)... Concluded the season with a 38-7 Week 17 win vs. ARI (1/2), throwing for 276 yards and two touchdowns in the contest.

**2009 [49ERS]**

Appeared in 11 games, starting 10, completing 225-of-372 passes for 2,350 yards with 18 touchdowns and 12 interceptions... Made his season debut in Week 7, entering in reserve in the third quarter and going 15-of-22 for 206 yards with three touchdowns at HOU (10/25)... Recorded the first 300-yard passing game of his career in Week 13 at SEA (12/6), completing 27-of-45 passes for 310 yards with two touchdowns and no interceptions.

**2008 [49ERS]**

Spent the season on the Reserve/Injured list with a shoulder injury.

**2007 [49ERS]**

Started all seven games in which he played, completing 94-of-193 passes for 914 yards with two touchdowns and four interceptions... Engineered fourth-quarter comeback wins in each of the first two games of the season... Drove the Niners 86 yards in 12 plays for a game-winning touchdown with 22 seconds remaining vs. ARI (9/10)... Started in another fourth-quarter comeback win a week later at STL (9/16), earning a 17-16 victory on a Joe Nedney field goal in the final four minutes.

**2006 [49ERS]**

Started all 16 games in 2006, becoming the first quarterback in 49ers history to take every snap over the course of a season... Completed 257-of-442 passes for 2,890 yards with 16 touchdowns and 16 interceptions... Posted season

highs in attempts [46], completions [27] and passing yards [293] in Week 3 vs. PHI [9/24]... Threw three touchdown passes in a 34-20 win vs. OAK [10/8]... Trailing 7-3 entering the fourth quarter in Week 15 at SEA [12/14], led the Niners on three consecutive touchdown drives including two touchdown passes and a touchdown run to earn a 24-14 victory.

#### 2005 (49ERS)

Played in nine games as a rookie, making seven starts... Completed 84-of-165 passes for 875 yards with one touchdown and 11 interceptions... Made his NFL debut at PHI [9/18]... Started his first career game in a Week 5 matchup vs. IND [10/9]... Earned his first career win at STL [12/24], completing 12-of-16 passes for 131 yards... Led the 49ers to their second consecutive victory, throwing for 159 yards, completing 16-of-29 passes with one touchdown and one interception vs. HOU [1/1].

#### COLLEGE

Played collegiately at Utah, appearing in 26 games with 22 starts and boasting a 21-1 record as a starter... Completed 389-of-587 passes [66.3 percent] for 5,208 yards with 47 touchdowns and only eight interceptions in three seasons... Added 1,072 rushing yards with 15 rushing touchdowns on 286 carries [4.7 avg.]... Set Utah career records for completion percentage [66.3], passing efficiency [162.7] and yards gained per completion [13.5 avg.]... In his third and final season at Utah in 2004, he became first player in school history to be named a finalist for the Heisman Trophy after leading the Utes to a 12-0 record, completing 214-of-317 passes [67.5 percent] for 2,952 yards with 32 touchdowns and four interceptions, adding 135 carries for 631 yards [4.7 avg.] with 10 rushing touchdowns. Named National Player of the Year by The Sporting News and Sports Illustrated and was also named CoSIDA Football Academic All-American of the Year... Was a finalist for the Davey O'Brien Award, given to the nation's top passer... Added second-team Walter Camp All-American, Mountain West Conference Offensive Player of the Year and unanimous first-team All-Mountain West Conference accolades... Assumed the starting quarterback job in the season's third game as a sophomore in 2003... Completed 173-of-266 passes [65.0 percent] for 2,247 yards with 15 touchdowns and three interceptions... Rushed 149 times for 452 yards [3.0 avg.] and five touchdowns... Was a second-team All-Mountain West Conference pick... Appeared in two games as a true freshman in 2002, completing two-of-five passes with one interception.

#### PERSONAL

Attended Helix H.S. in La Mesa, Calif., earning All-CIF, All-Conference, All-County, team MVP and National Football Foundation and Hall of Fame Scholar-Athlete honors... Twice named the conference's Offensive Player of the Year and served as team captain as a junior and a senior... Guided his team to a 25-1 record in his final two seasons... Graduated from Utah in three years with a bachelor's degree in economics and scored a 40 on the Wonderlic Test prior to the 2005 NFL Draft... Son of Doug and Pam Smith. Doug played football at Weber State... Nephew of John L. Smith, the head coach at Kentucky State University whose college coaching tenure also includes head coaching tenures at Arkansas [2012], Michigan State [2003-06], Louisville [1998-2002], Utah State [1995-97] and Idaho [1989-94]... In 2020, ESPN chronicled his harrowing journey to recovering after suffering a leg injury in 2018 in an E:60 Special titled Project 11... Married to his wife, Elizabeth, and has two sons and one daughter... Born May 7, 1984.

#### CAREER HIGHS

##### SINGLE-GAME

|                            |  |
|----------------------------|--|
| <b>Pass Attempts:</b>      | 50, twice, last at New England [1/16/16]   |
| <b>Pass Completions:</b>   | 34, vs. San Diego [9/11/16]                |
| <b>Yards Passing:</b>      | 386, at Cincinnati [10/4/15]               |
| <b>Passing TD:</b>         | 5, at Oakland [12/15/13]                   |
| <b>Passer Rating:</b>      | 158.3, at Oakland [12/15/13]               |
| <b>Carries:</b>            | 11, at Philadelphia [9/19/13]              |
| <b>Rushing Yards:</b>      | 78, vs. Detroit [11/1/15]                  |
| <b>Rushing Touchdowns:</b> | 1, 16 times, last at New Orleans [10/8/18] |

#### PASS ATTEMPTS WITHOUT AN INT

##### MOST PASS ATTEMPTS WITHOUT AN INTERCEPTION (NFL HISTORY):

| Player          | Season(s) | Att. |
|-----------------|-----------|------|
| 1. Tom Brady    | 2010-11   | 358  |
| 2. Alex Smith   | 2015      | 312  |
| 3. Bernie Kosar | 1990-91   | 308  |
| 4. Drew Brees   | 2015-16   | 305  |
| 5. Alex Smith   | 2016-17   | 297  |

## YEAR-BY-YEAR STATS

## PASSING

| Year          | Team | G          | GS         | Att         | Comp        | Pct         | Yds          | Yd/A       | TD         | Int        | Lg         | Rate        |
|---------------|------|------------|------------|-------------|-------------|-------------|--------------|------------|------------|------------|------------|-------------|
| 2005          | SF   | 9          | 7          | 165         | 84          | 50.9        | 875          | 5.3        | 1          | 11         | 47         | 40.8        |
| 2006          | SF   | 16         | 16         | 442         | 257         | 58.1        | 2890         | 6.5        | 16         | 16         | 75         | 74.8        |
| 2007          | SF   | 7          | 7          | 193         | 94          | 48.7        | 914          | 4.7        | 2          | 4          | 45         | 57.2        |
| 2009          | SF   | 11         | 10         | 372         | 225         | 60.5        | 2350         | 6.3        | 18         | 12         | 73t        | 81.5        |
| 2010          | SF   | 11         | 10         | 342         | 204         | 59.6        | 2370         | 6.9        | 14         | 10         | 62t        | 82.1        |
| 2011          | SF   | 16         | 16         | 445         | 273         | 61.3        | 3144         | 7.1        | 17         | 5          | 56t        | 90.7        |
| 2012          | SF   | 10         | 9          | 218         | 153         | 70.2        | 1737         | 8.0        | 13         | 5          | 55         | 104.1       |
| 2013          | KC   | 15         | 15         | 508         | 308         | 60.6        | 3313         | 6.5        | 23         | 7          | 71t        | 89.1        |
| 2014          | KC   | 15         | 15         | 464         | 303         | 65.3        | 3265         | 7.0        | 18         | 6          | 70t        | 93.4        |
| 2015          | KC   | 16         | 16         | 470         | 307         | 65.3        | 3486         | 7.4        | 20         | 7          | 80t        | 95.4        |
| 2016          | KC   | 15         | 15         | 489         | 328         | 67.1        | 3502         | 7.2        | 15         | 8          | 80t        | 91.2        |
| 2017          | KC   | 15         | 15         | 505         | 341         | 67.5        | 4042         | 8.0        | 26         | 5          | 79t        | 104.7       |
| 2018          | Was  | 10         | 10         | 328         | 205         | 62.5        | 2180         | 6.6        | 10         | 5          | 52         | 85.7        |
| <b>Career</b> |      | <b>166</b> | <b>161</b> | <b>4941</b> | <b>3082</b> | <b>62.4</b> | <b>34068</b> | <b>6.9</b> | <b>193</b> | <b>101</b> | <b>80t</b> | <b>87.3</b> |

## RUSHING

| Year          | Team | Att        | Yds         | Avg        | Lg        | TD        |
|---------------|------|------------|-------------|------------|-----------|-----------|
| 2005          | SF   | 30         | 103         | 3.4        | 19        | 0         |
| 2006          | SF   | 44         | 147         | 3.3        | 22        | 2         |
| 2007          | SF   | 13         | 89          | 6.8        | 25        | 0         |
| 2009          | SF   | 24         | 51          | 2.1        | 11        | 0         |
| 2010          | SF   | 18         | 60          | 3.3        | 12        | 0         |
| 2011          | SF   | 52         | 179         | 3.4        | 14        | 2         |
| 2012          | SF   | 31         | 132         | 4.3        | 24        | 0         |
| 2013          | KC   | 76         | 431         | 5.7        | 26        | 1         |
| 2014          | KC   | 49         | 254         | 5.2        | 25        | 1         |
| 2015          | KC   | 84         | 498         | 5.9        | 49        | 2         |
| 2016          | KC   | 48         | 134         | 2.8        | 24        | 5         |
| 2017          | KC   | 60         | 355         | 5.9        | 70        | 1         |
| 2018          | Was  | 41         | 188         | 4.1        | 22        | 1         |
| <b>Career</b> |      | <b>570</b> | <b>2601</b> | <b>4.6</b> | <b>70</b> | <b>15</b> |

## ADDITIONAL

**Record as Starter:** 88-62-1 (0.586) career; 6-4 with Washington  
**Fumbles-Lost:** 11-3 in 2005, 10-5 in 2006, 6-5 in 2007, 3-1 in 2009, 4-2 in 2010, 7-2 in 2011, 4-1 in 2012, 7-3 in 2013, 4-1 in 2014, 4-0 in 2015, 7-4 in 2016, 2-1 in 2017, 6-1 in 2018

**300-Yard Passing Games:** 12 (1 in 2009, 1 in 2010, 1 in 2012, 1 in 2014, 1 in 2015, 1 in 2016, 5 in 2017, 1 in 2018)

**Fourth Quarter Comeback Wins:** 18 (12/24/05 at STL, 12/14/06 at SEA, 9/10/07 vs. ARI, 9/16/07 at STL, 9/25/11 at CIN, 10/2/11 at PHI, 10/16/11 at DET, 11/13/11 vs. NYG, 12/24/11 at SEA, 10/6/13 at TEN, 10/19/14 at SF, 11/9/14 at BUF, 11/16/14 vs. SEA, 12/6/15 at OAK, 9/11/16 vs. SD, 11/13/16 at CAR, 11/27/16 at DEN, 9/7/17 at NE)  
**Overtime Wins:** 4 (1/1/6 vs. HDU, 12/31/06 at DEN, 9/11/16 vs. SD, 11/27/16 at DEN)

**Receiving:** 1 for -6 in 2009, 1 for -4 in 2013, 1 for 3 in 2016

## POSTSEASON STATS

## PASSING

| Year          | Team | G        | GS       | Att        | Comp       | Pct         | Yds         | Yd/A       | TD        | Int      | Lg         | Rate        |
|---------------|------|----------|----------|------------|------------|-------------|-------------|------------|-----------|----------|------------|-------------|
| 2011          | SF   | 2        | 2        | 68         | 36         | 52.9        | 495         | 7.3        | 5         | 0        | 73t        | 101.0       |
| 2013          | KC   | 1        | 1        | 46         | 30         | 65.2        | 378         | 8.2        | 4         | 0        | 79t        | 119.7       |
| 2015          | KC   | 2        | 2        | 72         | 46         | 63.9        | 436         | 6.1        | 2         | 1        | 48         | 84.0        |
| 2016          | KC   | 1        | 1        | 34         | 20         | 58.8        | 172         | 5.1        | 1         | 1        | 24         | 69.7        |
| 2017          | KC   | 1        | 1        | 33         | 24         | 72.7        | 264         | 8.0        | 2         | 0        | 45         | 116.2       |
| <b>Career</b> |      | <b>7</b> | <b>7</b> | <b>253</b> | <b>156</b> | <b>61.7</b> | <b>1745</b> | <b>6.9</b> | <b>14</b> | <b>2</b> | <b>79t</b> | <b>97.4</b> |

## RUSHING

| Year          | Team | Att       | Yds        | Avg        | Lg         | TD       |
|---------------|------|-----------|------------|------------|------------|----------|
| 2011          | SF   | 7         | 70         | 10.0       | 28t        | 1        |
| 2013          | KC   | 8         | 57         | 7.1        | 16         | 0        |
| 2015          | KC   | 14        | 71         | 5.1        | 15         | 0        |
| 2016          | KC   | 2         | 9          | 4.5        | 5          | 0        |
| 2017          | KC   | 4         | 13         | 3.3        | 11         | 0        |
| <b>Career</b> |      | <b>35</b> | <b>220</b> | <b>6.3</b> | <b>28t</b> | <b>1</b> |

## ADDITIONAL

**Record as Starter:** 2-5 (.286) career, 0-0 with Washington

**Fumbles-Lost:** 2-1 in 2011, 1-1 in 2013

**300-Yard Passing Games:** 1 (1 in 2013)

**87**

# JEREMY SPRINKLE

**TE****6-5 // 255****4th NFL Season // Arkansas****DOB: Aug. 10, 1994 // White Hall [Ark.] H.S.**

## TRANSACTIONS

Originally selected by Washington in the fifth round (154th overall) of the 2017 NFL Draft.

## PRO

Enters 2020 having appeared in 43 regular season games with 27 starts from 2017-19... Recorded 33 receptions for 295 yards (8.9 avg.) with three touchdown receptions.

## YEAR-BY-YEAR

### 2019 [WASHINGTON]

Played in 16 games starting in 13... Set career-high in receiving yards with 241 and a career-high 26 catches... Recorded one reception for eight yards at PHI [9/8]... Recorded one reception for 11 yards vs. DAL [9/15]... Appeared in game vs. CHI [9/24] and recorded 19 yards off two catches... Caught one pass for 20 yards in a game vs. NYG [9/29]... Tallied 17 yards on two catches in a contest vs. NE [10/6]... Caught two passes for 24 yards in a contest vs. MIA [10/13]... Logged two catches for 13 yards in a matchup vs. SF [10/20]... Caught two passes for 12 yards in a contest vs. MIN [10/24]... Recorded one catch for 16 yards in a contest vs. BUF [11/3]... Notched two receptions for 16 yards and his first touchdown of the season vs. NYJ [11/17]... Logged four yards on one catch in a victory over DET. [11/24]... Recorded two catches for 36 yards in a victory over CAR [12/1]... Played 49 snaps on offense and 13 on special teams in a contest vs. GB [12/8]... Notched two catches for 13 yards in a contest vs. PHI [12/15]... Logged two catches for 14 yards in a contest vs. NYG [12/22]... Recorded 18 yards on three catches in a matchup vs. DAL [12/29].

### 2018 [WASHINGTON]

Appeared in 16 games with nine starts, catching five receptions for 41 yards and a score... Contributed on offense and special teams in win at ARI [9/9]... Played on offense and special teams vs. IND [9/16]... Made first start of the season and contributed on offense and special teams in a win vs. GB [9/23]... Contributed on offense and special teams at NO [10/8]... Recorded one kickoff return for six yards and recovered a fumble in a win vs. CAR [10/14]... Contributed on offense and special teams in a win vs. DAL [10/21]... Contributed on offense and special teams in a win at NYG [10/28]... Contributed on offense and special teams vs. ATL [11/4]... Contributed on offense and special teams and assisted on a special teams tackle in a win at TB [11/11]... Contributed on offense and special teams vs. HOU [11/18]... Contributed on offense and special teams at DAL [11/22]... Contributed on offense and special teams at PHI [12/3]... Started at tight end vs. NYG [12/9]... Caught three passes for 19 yards and a touchdown at JAX [12/16]... Recorded two receptions for 22 yards at TEN [12/22]... Contributed on both offense and special teams vs. PHI [12/30].

### 2017 [WASHINGTON]

Appeared in 11 games with five starts as a rookie, catching two passes for 13 yards with one receiving touchdown... Inactive vs. PHI [9/10] and at LAR [9/17]... Made NFL debut in a win vs. OAK [9/24], starting the game when Washington opened in a three-tight end set... Played on offense and special teams at KC [10/2]... Inactive vs. SF [10/15], at PHI [10/23] and vs. DAL [10/29]... Contributed on offense and

special teams in a win at SEA [11/5]... Played on offense and special teams vs. MIN [11/12]... Recorded a touchdown on his first career reception at NO [11/19], a seven-yard pass from Kirk Cousins in the fourth quarter. Joined Josh Doctson and Maurice Harris as the third member of Washington to record a touchdown reception on their first reception of the 2017 season... Contributed on offense and special teams in a Thanksgiving night win vs. NYG [11/23]... Played on offense and special teams at DAL [11/30] and at LAC [12/10]... Contributed on offense and special teams in a win vs. ARI [12/17]... Caught a six-yard pass in a win vs. DEN [12/24]... Played on offense and special teams at NYG [12/31].

## COLLEGE

Played collegiately at Arkansas from 2013-16, recording 71 receptions for 921 yards with 11 receiving touchdowns in 51 career games... Completed his career holding the school record for career receiving touchdowns by a tight end (11)... Started 11 of the 12 games in which he played as a senior in 2016, catching 33 passes for 380 yards with four touchdowns... As a junior in 2015, earned third-team All-SEC honors from various media outlets after leading the SEC with six receiving touchdowns and gaining 389 yards on 27 receptions... Participated in all 13 contests at tight end and on special teams as a sophomore in 2014. Caught seven passes for 84 yards, including his first career touchdown... Played in 12 games with two starts as a redshirt freshman in 2013... Redshirted in 2012.

## PERSONAL

Attended White Hall [Ark.] H.S., where he played tight end and defensive end and was named to the 2011 Arkansas Super Team by the Associated Press... Caught 45 passes for 841 yards and six touchdowns and made 92 tackles, including 14 sacks, in helping the Bulldogs win the 2011 5A Southeast Conference championship and reach their first state semifinal in 20 years... Tallied 73 tackles, 25 for loss with 15 sacks as a junior and also made 10 catches for 227 yards and three touchdowns... Was a three-sport All-Southeast Arkansas selection by The Pine Bluff Commercial, being honored in football, basketball and baseball... Rated as a three-star recruit, according to Rivals.com, Scout.com and ESPN... Earned degree in recreation and sport management in May 2016... Son of Billy and Shelia Sprinkle... Born Aug. 10, 1994.

## YEAR-BY-YEAR STATS

### RECEIVING

| Year          | Team | GP        | GS        | Rec       | Yds        | Avg        | Lg        | TD       |
|---------------|------|-----------|-----------|-----------|------------|------------|-----------|----------|
| 2017          | Was  | 11        | 5         | 2         | 13         | 6.5        | 7t        | 1        |
| 2018          | Was  | 16        | 9         | 5         | 41         | 8.2        | 15        | 1        |
| 2019          | Was  | 16        | 13        | 26        | 241        | 9.3        | 23        | 1        |
| <b>Career</b> |      | <b>43</b> | <b>27</b> | <b>33</b> | <b>295</b> | <b>8.9</b> | <b>23</b> | <b>3</b> |

### KICK RETURN

| Year          | Team | KR       | Yds      | Avg        | Lg       | TD       |
|---------------|------|----------|----------|------------|----------|----------|
| 2018          | Was  | 1        | 6        | 6.0        | 6        | 0        |
| 2019          | Was  | 0        | 0        | 0          | 0        | 0        |
| <b>Career</b> |      | <b>1</b> | <b>6</b> | <b>6.0</b> | <b>6</b> | <b>0</b> |

37



# GREG STROMAN

CB

6-0 // 182

3rd NFL Season // Virginia Tech

DOB: March 8, 1996 // Stonewall Jackson H.S. (Manassas, Va.)

## TRANSACTIONS

Originally selected by Washington in the seventh round (241st overall) of the 2018 NFL Draft.

## YEAR-BY-YEAR

### 2019 [WASHINGTON]

Made his season debut at PHI [9/8]... Placed on the Reserve/Injured list.

### 2018 [WASHINGTON]

Appeared in 15 games with three starts, registering 38 tackles (31 solo), one interception, four passes defended, one quarterback hurry, a forced fumble and a fumble recovery. The only player to record at least one return on punt and kickoff. Made NFL debut and appeared on defense and special teams in win at ARI [9/9]... Recorded first career kickoff return for 16 yards and first career punt return for six yards vs. IND [9/16]... Returned one punt for nine yards and one kickoff for 18 yards in a win vs. GB [9/23]... Notched one solo tackle on defense and contributed on special teams at NO [10/8]... Returned one punt for 10 yards in a win vs. CAR [10/14]... Registered four solo tackles and returned one punt for three yards in a win vs. DAL [10/21]... Notched six tackles [four solo] and two passes defended in a win at NYG [10/28]... Returned four kickoffs for 76 yards vs. ATL [11/4]... Recorded his first career interception and finished with five solo tackles, one pass defended and one forced fumble in a win at TB [11/11]... Assisted on three tackles vs. HOU [11/18]... Contributed on defense and special teams at DAL [11/22]... Recorded seven tackles [six solo] and one quarterback hit at PHI [12/3]... Talled two solo tackles and a pass defended vs. NYG [12/9]... Inactive at JAX [12/16]... Talled five solo tackles at TEN [12/22]... Notched five tackles [four solo] vs. PHI [12/30].

## COLLEGE

Played collegiately at Virginia Tech from 2014-17, becoming a versatile contributor as a cornerback, return specialist and occasional punter... Posted 60 career tackles (39 solo) and nine interceptions on defense... Averaged 8.7 yards on 127 career punt returns, including four touchdowns, and also averaged 20.8 yards on 23 kickoff returns... Punted twice in quick kick situations, averaging 40.0 yards per punt... Scored six career touchdowns, four via punt return, one via interception return and one on a fumble return... Was a first-team All-ACC pick at cornerback in 2017 after posting a career-high four interceptions and also earned an honorable mention selection that year as a return specialist with two punt return touchdowns... Named second-team All-ACC by the league's coaches as a junior in 2016 after playing in 11 games with nine starts. Recorded three interceptions, 25 punt returns for 221 yards with one touchdown and 22 kickoff returns for 460 yards... Made six starts among his 13 games played in 2015 and recorded two interceptions. Logged 452 total yards, including 101 on special teams, 33 on offense, and 318 on defense during the regular season... Played in all 13 games with one start as a freshman in 2014.

## PERSONAL

Attended Stonewall Jackson H.S. in Manassas, Va., approximately 25 miles from Washington team headquarters in Ashburn, Va... Was a first-team 6A all-state selection by VirginiaPreps as a senior after being named the Conference 8 Offensive Player of the Year... Garnered All-Met honorable mention honors from The Washington Post... Rushed for 1,233 yards and 15 touchdowns on 133 carries while passing for 1,544 yards and 17 touchdowns on 92-of-167 passes... Also competed in track and field... Played part of his prep career at Stonewall Jackson with fellow 2018 Washington draftee Tim Settle... Son of Greg Stroman Sr. and Priscilla Stroman... Majored in consumer studies... Born March 8, 1996.

## YEAR-BY-YEAR STATS

### DEFENSE

| Year          | Team | G         | GS       | Tack      | Solo      | Sack     | PD       | INT      |
|---------------|------|-----------|----------|-----------|-----------|----------|----------|----------|
| 2018          | Was  | 15        | 3        | 38        | 31        | 0        | 4        | 1        |
| 2019          | Was  | 1         | 0        | 0         | 0         | 0        | 0        | 0        |
| <b>Career</b> |      | <b>16</b> | <b>3</b> | <b>38</b> | <b>31</b> | <b>0</b> | <b>4</b> | <b>1</b> |

FF-FR: 1-1 in 2018

### KICK RETURN

| Year          | Team | KR       | Yds        | Avg         | Lg        | TD       |
|---------------|------|----------|------------|-------------|-----------|----------|
| 2018          | Was  | 6        | 110        | 18.3        | 23        | 0        |
| 2019          | Was  | 0        | 0          | 0           | 0         | 0        |
| <b>Career</b> |      | <b>6</b> | <b>110</b> | <b>18.3</b> | <b>23</b> | <b>0</b> |

### PUNT RETURN

| Year          | Team | PR       | Yds       | Avg        | Lg        | TD       |
|---------------|------|----------|-----------|------------|-----------|----------|
| 2018          | Was  | 8        | 27        | 3.4        | 10        | 0        |
| 2019          | Was  | 0        | 0         | 0          | 0         | 0        |
| <b>Career</b> |      | <b>8</b> | <b>27</b> | <b>3.4</b> | <b>10</b> | <b>0</b> |

\*Tackle stats according to STATS, LLC

57



# NICK SUNDBERG

LS

6-1 // 245

11th NFL Season // California

DOB: July 29, 1987 // North Canyon H.S. (Phoenix, Ariz.)

## HONOR ROLL

<< 2017 and 2019 Washington Walter Payton Man of the Year

## TRANSACTIONS

Originally entered the NFL with the Carolina Panthers as a college free agent on May 1, 2009... Waived by the Panthers on August 7, 2009... Signed to the Baltimore Ravens' practice squad on December 23, 2009... Signed with Washington as a free agent on January 28, 2010... Re-signed with Washington as a restricted free agent on March 11, 2013... Re-signed with Washington on January 23, 2017.

## PRO

Enters 2020 having appeared in 136 career regular season games, all with Washington... One of only 70 players in history to play in 100 career regular season games for Washington as of the conclusion of the 2018 season... Became a cult hero in 2012 after snapping an entire half with a broken arm during the team's season-opening win at NO. Posted an 8-0 record in regular season games in which he played in 2012.

## YEAR-BY-YEAR

### 2019 [WASHINGTON]

Played and started in all 16 games... Made his season debut and tallied a tackle at PHI [9/8]... Played vs. DAL [9/15]... Saw action vs. CHI. [9/24]... Appeared in contest vs. NYG [9/29]... Snapped as punter Tress Way tallied 500 yards averaging 43.1 yards vs. NE [10/6]... Contributed to special teams in a win vs. MIA [10/13]... Saw action on special teams in a contest vs. SF [10/20]... Appeared on special teams in a game vs. MIN [10/24]... Snapped ball as Kicker Dustin Hopkins connected on all three of his field goals and Punter Tress Way recorded 172 yards in a game vs. BUF [11/4]... Played in his 130th game as a long snapper vs. NYJ [11/7]... Snapped to Punter Tress Way as he recorded for 260 yards, pinning one punt inside the 20-yard line and Kicker Dustin Hopkins as he logged four-of-four on field goals in a victory over DET. [11/24]... Protected Punter Tress Way as he punted the ball five times for 290 yards pinning two inside of the 20-yard-line and Kicker Dustin Hopkins who went three-for-four on field goals in a victory over CAR [12/1]... Snapped ball to Punter Tress Way who punted for 264 yards on six punts and Kicker Dustin Hopkins went one-for-one on field goals in a game vs. GB [12/8]... Snapped ball and protect Punter Tress Way as he notched four punts for 196 yards pinning two inside the 20-yard line and Kicker Dustin Hopkins who went two-for-two on field goals and three-for-three on extra points in a contest vs. PHI [12/15]... Protected Kicker Dustin Hopkins who made all five of his extra point attempts and Punter Tress Way who punted for 236 yards on five kicks pinning three inside of the 20-yard line in a matchup vs. NYG [12/22]... Protected Punter Tress way who logged 227 yards on four punts pinning one inside of the 20-yard line.

### 2018 [WASHINGTON]

Snapped in 13 contests... Snapped as kicker Dustin Hopkins connected his only field goal attempt and punter Tress Way averaged 46.5 per punt in win at ARI [9/9]... Snapped as kicker Dustin Hopkins connected his three field goals and punter Tress Way averaged 36.4 yards per punt vs. IND [9/16]... Snapped in a win vs. GB [9/23]... Snapped at NO

[10/8]... Snapped for Kicker Dustin Hopkins' career long 56-yard field goal in a win vs. CAR [10/14]... Snapped for punter Tress Way during his career-best five punts downed inside the 20 performance in a win vs. DAL [10/21]... Snapped for all kicks and punts in a win at NYG [10/28]... Snapped vs. ATL [11/4]... Snapped for all kicks and punts in a win at TB [11/11]... Snapped for all kicks and punts and recorded a tackle on special teams vs. HOU [11/18]... Snapped for all kicks and punts at DAL [11/22]... Snapped at PHI [12/3]... Snapped for all kicks and punts vs. NYG [12/9]... Placed on Reserve/Injured list on Dec. 15.

### 2017 [WASHINGTON]

Snapped in all 16 games... Snapped in season opener vs. PHI [9/10]... Snapped in a win at LAR [9/17], helping Dustin Hopkins move past Kai Forbath for fifth-most career field goals in Washington history. Also made a special teams tackle on a trick return, pushing ball-carrier Trumaine Johnson out-of-bounds while the coverage unit surrounded primary returner Tavon Austin... Snapped in a win vs. OAK [9/24], a game in which punter Tress Way dropped three of his five punts inside the 20... Snapped at KC [10/2], including for Hopkins' then-game-tying 40-yard field goal in the final minute of the game... Snapped in the team's win vs. SF [10/15]... Snapped for kicker Nick Rose's NFL debut at PHI [10/23]... Snapped in driving rain vs. DAL [10/29]... Snapped in cold weather with intermittent snow and rain at SEA [11/5]... Played in his 100th career regular season game vs. MIN [11/12]... Snapped at NO [11/19]... Snapped for punter Tress Way's career-best four punts downed inside the 20 on Thanksgiving night vs. NYG [11/23]... Snapped at DAL [11/30] and at LAC [12/10]... Snapped as kicker Dustin Hopkins went 2-for-2 on field goals in a five-point win vs. ARI [12/17]... Snapped as punter Tress Way recorded a season-high 45.8-yard net punting average in a win vs. DEN [12/24]... Snapped at NYG [12/31].

### 2016 [WASHINGTON]

Played in 14 games... Snapped for Dustin Hopkins' 3-for-3 games on field goal attempts both vs. PIT [9/12] and vs. DAL [9/18]... Snapped for Hopkins' team-record-tying five field goals in a win at NYG [9/25]. Was integral to Hopkins' selection as NFC Special Teams Player of the Month for October... Snapped in wins vs. CLE [10/2], at BAL [10/9] and vs. PHI [10/16]... Snapped at DET [10/23] and in a tie against CIN [10/30] in London... Snapped for Hopkins' 4-for-4 effort on field goals in a win vs. MIN [11/13]... Inactive with a back injury vs. GB [11/20] and at DAL [11/24]... Returned to action for Hopkins' 3-for-3 day at ARI [12/4]... Snapped in a win at PHI [12/11]... Snapped for Hopkins' 3-for-3 effort on field goals vs. CAR [12/19]... Snapped as Hopkins tied Mark Moseley's team record for field goals in a season at CHI [12/24] and a week later for the record-breaking kick vs. NYG [1/1].

### 2015 [WASHINGTON]

Played in all 16 regular season games and one postseason contest... Snapped in season opener vs. MIA [9/13]... Snapped for Dustin Hopkins' NFL debut vs. STL [9/20]... Snapped at NYG [9/24]... Snapped for Hopkins' career-high three field goals vs. PHI [10/4]... Snapped for Hopkins' then-career-long 52-yard game-tying field goal with no time remaining in regulation at ATL [10/11]... Snapped for Hopkins' second consecutive game with a field goal of 50+ yards at NYJ [10/18]... Snapped in the largest comeback win [24 points] in team history vs. TB [10/25]... Snapped at NE [11/8]... Snapped for Hopkins' career-high four field goals in a win vs. NO [11/15]... Snapped at CAR [11/22]... Snapped in a

win vs. NYG [11/29]... Snapped for Hopkins' three field goals vs. DAL [12/7]... Snapped in a win at CHI [12/13], including Hopkins' eventual 47-yard game-winner early in the fourth quarter... Played in his 75th career game while snapping for Hopkins' five PATs in a win vs. BUF [12/20]... Snapped in a division-clinching win at PHI [12/26]... Snapped in regular season finale at DAL [1/3]... Snapped in the NFC Wild Card Round vs. GB [1/10].

#### 2014 (WASHINGTON)

Played in all 16 games... Handled long-snapping duties at HOU [9/7] and vs. JAX [9/14]... Snapped for kicks and punts at PHI [9/21] and helped kicker Kai Forbath push his career-long streak to 18 consecutive field goal attempts... Handled long snapping duties vs. NYG [9/25]... Snapped vs. SEA [10/6], including for punter Tress Way's eight punts for 399 yards... Handled long snapping duties at ARI [10/12]... Snapped for Kai Forbath's career-high four field goals including a game-winning 22-yarder at the end of regulation vs. TEN [10/19]... Snapped for Kai Forbath's two field goals including a 40-yard game-winner in an overtime win at DAL [10/27]... Handled long snapping duties at MIN [11/2] and vs. TB [11/16]... Snapped for eight Tress Way punts and three successful kicks (two field goals, one PAT) for Kai Forbath at SF [11/23]... Snapped for six Tress Way punts and five successful Kai Forbath kicks (two field goals, three PATs) at IND [11/30]... Snapped vs. STL [12/7] and at NYG [12/14]... Snapped vs. PHI [12/20], including on the 26-yard game-winning field goal by Kai Forbath with five seconds remaining... Snapped vs. DAL [12/28].

#### 2013 (WASHINGTON)

Played in five games before suffering a season-ending injury... Snapped for all kicks and punts vs. PHI [9/9]... Snapped for all kicks and punts at GB [9/15], including the first point of kicker John Potter's career on a third-quarter PAT... Snapped for all kicks and punts, including Potter's first career made field goal vs. DET [9/22]... Snapped for all kicks and punts at OAK [9/29]... Snapped at DAL [10/13] before leaving the game with a knee injury... Placed on the Reserve/Injured list on Oct. 15.

#### 2012 (WASHINGTON)

Appeared in eight regular season games, with Washington finishing the regular season 8-0 in games in which he served as long snapper... Was the long snapper during Washington's 40-32 win at NO [9/9], snapping for all 16 points scored by kicker Billy Cundiff (4/4 FG, 4/4 PAT) despite playing with a broken arm for the entire second half... Placed on Reserve/Injured list following the game but was designated for return... Returned to action in Week 11 in a win vs. PHI [11/18]... Snapped in a Thanksgiving Day win at DAL [11/22], including snapping on Kai Forbath's fourth-quarter field goal that pushed Forbath to 10-for-10 in his career... Snapped in a win vs. NYG [12/3] on Monday Night Football... Snapped in a win vs. BAL [12/9]... Snapped in a win at CLE [12/16]... Snapped in a win at PHI [12/23], including for the 17th consecutive made field goal to open kick Kai Forbath's career, setting an NFL record... Snapped in a division-clinching win vs. DAL [12/30]... Made his postseason debut in the NFC Wild Card Round vs. SEA [1/6].

#### 2011 (WASHINGTON)

Appeared in all 16 games at long snapper... Snapped for kicker Graham Gano's 4-for-4 performance on PATs vs. NYG [9/11]... Snapped for Gano's 3-for-4 field goal attempts and 1-for-1 PATs vs. ARI [9/18]... Snapped for Gano's 3-for-4 field goal attempts and 1-for-1 PATs at DAL [9/26]... Snapped for Gano's 1-for-1 on field goal attempts and 2-for-2 PATs at STL [10/2]... Snapped for Gano's 2-for-2 on field goal attempts

and 1-for-1 PATs vs. PHI [10/16]... Snapped for Gano's 2-for-2 on field goal attempts and 2-for-2 PATs at CAR [10/23]... Snapped for Gano's 0-for-1 field goal attempts at BUF [10/30]... Snapped for Gano's 1-for-1 field goal attempts vs. SF [11/6]... Snapped for Gano's 3-for-5 field goal attempts at MIA [11/13]... Snapped for Gano's 1-for-2 field goal attempts at SEA [11/27]... Snapped for Gano's 4-for-4 field goal attempts vs. NYJ [12/4]... Snapped for Gano's 2-for-2 field goal attempts vs. NE [12/11]... Snapped for Gano's 3-for-3 field goal attempts at NYG [12/18]... Snapped for Gano's 4-for-4 field goal attempts vs. MIN [12/24]... Snapped for Gano's 1-for-2 field goal attempts at PHI [1/1]... Also spent the season snapping for punter Sav Rocca, who had the third-best net punting season in team history (39.0 net yards per punt).

#### 2010 (WASHINGTON)

Appeared in all 16 regular season games... Made his NFL debut vs. DAL [9/12] while handling all long snapping duties... Handled all long snapping duties vs. HOU [9/19], at STL [9/26] and at PHI [10/3]... Handled long snapping duties vs. GB [10/10]. Snapped for kicker Graham Gano's game-tying and game-winning field goals... Handled all long snapping duties vs. IND [10/17], at CHI [10/24], at DET [10/31], vs. PHI [11/15], at TEN [11/21], vs. MIN [11/28], at NYG [12/5], vs. TB [12/12], at DAL [12/19] and at JAX [12/26]... Handled long snapping duties vs. NYG [1/2] and had one special teams tackle.

#### 2009 (RAVENS)

Spent the final two weeks of the regular season and two playoff games as a member of the Baltimore Ravens' practice squad.

### COLLEGE

Played in 52 consecutive games as the long snapper at California... Started at long snapper all four years at California.

### PERSONAL

Attended North Canyon H.S. in Phoenix, serving as a team captain and earning all-region honorable mention his senior season. Also participated in track and wrestling... Majored in legal studies at California... Born July 29, 1987.

### COMMUNITY

In 2017, launched the Loads of Love program in partnership with the Washington Football Charitable Foundation. The program was created for students experiencing homelessness or an unstable living situation to have laundry completed in school at no cost to their families to remove a barrier for student attendance and participation. Cited studies showing that placing washers and dryers in schools and offering laundry services to students can boost attendance rates, class participation and interest in extra-curricular activities... Named the team's Walter Payton Man of the Year in 2017 and 2019.

## YEAR-BY-YEAR STATS

**GAMES/STARTS**

| Year          | Team | G          | GS       |
|---------------|------|------------|----------|
| 2010          | Was  | 16         | 0        |
| 2011          | Was  | 16         | 0        |
| 2012          | Was  | 8          | 0        |
| 2013          | Was  | 5          | 0        |
| 2014          | Was  | 16         | 0        |
| 2015          | Was  | 16         | 0        |
| 2016          | Was  | 14         | 0        |
| 2017          | Was  | 16         | 0        |
| 2018          | Was  | 13         | 0        |
| 2019          | Was  | 16         | 0        |
| <b>Career</b> |      | <b>136</b> | <b>0</b> |

**POSTSEASON**

| Year          | Team | G        | GS       |
|---------------|------|----------|----------|
| 2012          | Was  | 1        | 0        |
| 2015          | Was  | 1        | 0        |
| <b>Career</b> |      | <b>2</b> | <b>0</b> |

90



# MONTEZ SWEAT

LB

6-6 // 262

2nd NFL Season // Mississippi State

DOB: Sept. 4, 1996 // Stephenson H.S. [Stone Mountain, Ga.]

## TRANSACTIONS

Originally selected by Washington in the first round [26th overall] of the 2019 NFL Draft.

## YEAR-BY-YEAR

### 2019 [WASHINGTON]

Started in all 16 games... In his rookie campaign he logged 50 total tackles [31 solo], seven sacks which was tied second among rookie linebackers, two forced fumbles which tied for third among rookies, 13 quarterback hits and two pass defensed... Made his NFL debut, starting at outside linebacker at Philadelphia [9/8]... Recorded five tackles [three solo], including one for a loss... Started and tallied four tackles [three solo], including a tackle for a loss vs. DAL [9/15]... Recorded first career sack in contest vs. CHI [9/24] and had a third straight game with a tackle for loss... Recorded two tackles [one solo] vs. NYG [9/29]... Started in matchup vs. NE. [10/6] and tallied two tackles [one solo]... Logged two tackles [one solo], pass defensed and two quarterback hits in a contest vs. MIA [10/13]... Raked in four tackles [one solo], a half sack and one quarterback hit in a game vs. SF [10/20]... Recorded two solo tackles in a matchup vs. MIN [10/24]... Notched three solo tackles, one sack, one quarterback hit and one tackle for loss in a matchup vs. BUF [11/3]... Recorded one tackle vs. NYJ [11/17]... Logged one tackle, one sack, one quarterback hit, one forced fumble and one pass defensed in a victory over DET. [11/24]... Notched three tackles [two solo], one and a half sacks, two quarterback hits and one tackle for loss in a victory over CAR [12/1]... Recorded two tackles [one solo] in a contest vs. GB [12/8]... Logged two tackles [one solo] on a matchup vs. PHI [12/15]... Recorded two solo tackles, one tackle for loss and one quarterback hit in a contest vs. NYG [12/22]. Logged five solo tackles, three quarterback hits, two tackles for loss and one forced fumble in a matchup vs. DAL [12/29].

## COLLEGE

Played collegiately in 26 games at Mississippi State from 2017-18 where he earned 101 total tackles (48 solo), 29.5 tackles for loss, 22 career sacks, a forced fumble and a fumble recovery... Finished his career at MSU ranked fifth in career sacks [22] and eighth in career tackles for loss [29.5]... Earned 11.5 sacks in 2018, placing him seventh all-time in MSU for single-season sacks... Five-time SEC Defensive Lineman of the Week award winner, most in Bulldogs history... Started his collegiate career at Michigan State in 2014 where he played in just two games... Transferred to Copiah-Lincoln Community College before joining the football program at Mississippi State... In his senior season in 2018, Sweat was a Bednarik Award Semifinalist for the nation's best defensive player, after he tallied 53 total tackles (27 solo), 14 tackles for loss, 11.5 sacks and a forced fumble in 13 games played... Earned first-team All-America honors from the Football Writers Association of America, Sporting News and Phil Steele... Collected second-team All-America status from The Associated Press, *Sports Illustrated* and CBS Sports... Also named a first-team All-SEC selection by the league's coaches for the second straight year... Led MSU in sacks (11.5) for the second straight year... Following his junior season, finished second in the SEC and tied for sixth nationally in sacks (11.5 sacks) after leading the league... Ranked seventh all-time in sacks in a single-season in MSU

history... Logged at least 0.5 sacks in eight games and tallied four games with at least 1.5 sacks... Recorded the second-most total pressures in the SEC (47) and tied for the second-most quarterback hits (10) among edge defenders according to Pro Football Focus... Named the Bronko Nagurski National Defensive Player of the Week, SEC Defensive Lineman of the Week and Bednarik Player of the Week vs. No. 8 Auburn [10/6], posting a career-best three sacks for a loss of 27 yards. Also forced one fumble and added two quarterback hurries that forced incompletions and became the first Bulldog with three or more sacks in a game since 2005 [Willie Evans]... Collected a pair of tackles and a half-sack in his final collegiate game against Iowa [1/1] in the Outback Bowl... During his junior year in 2017, the pass rusher notched 48 total tackles (21 solo), 15.5 tackles for loss, 10.5 sacks and a fumble recovery in 13 games played... First-team All-SEC selection, starting all 13 games... Joined Jeffery Simmons as the two became just the second duo in the SEC West since 2003 to both earn first-team All-SEC honors... Became the first Bulldog to lead the SEC in sacks since 2005 with 10.5 for a loss of 64 yards... Had 7.5 sacks in SEC games, tied for the league lead... Produced 11 games with at least 0.5 tackles for loss... Only player in the SEC to earn SEC Defensive Lineman of the Week honors three times [vs. Kentucky, Texas A&M, Arkansas]... Tied for the SEC lead in tackles for loss with the fifth-highest total in MSU single-season history (15.5)... Turned in his best SEC performance against Kentucky [10/21] and was named SEC Defensive Lineman of the Week with a career-best seven tackles, 2.5 tackles for loss and 1.5 sacks... Dominated in the TaxSlayer Bowl with four tackles, three tackles for loss and one sack of Heisman Trophy winner Lamar Jackson.

## PERSONAL

Attended Stephenson H.S. in Stone Mountain, Ga., where he was ranked one of the nation's top tight ends coming out of high school... Notched 33 tackles, six tackles for loss and one sack in 12 games in his senior season at Stephenson H.S... Helped lead his team to the round of 16 in the Georgia high school state playoffs... Also played basketball in high school... Graduated from MSU in December 2018 with a degree in communications... Grandson of Charles and Deborah Sweat... Born on Sept. 4, 1996.

## YEAR-BY-YEAR STATS

### DEFENSE

| Year          | Team | G         | GS        | Tack      | Solo      | Sack       | INT      | PD       |
|---------------|------|-----------|-----------|-----------|-----------|------------|----------|----------|
| 2019          | WAS  | 16        | 16        | 50        | 31        | 7.0        | 0        | 2        |
| <b>Career</b> |      | <b>16</b> | <b>16</b> | <b>50</b> | <b>31</b> | <b>7.0</b> | <b>0</b> | <b>2</b> |

\*Tackle stats according to STATS, LLC

### ADDITIONAL

FF-FR: 2-0 in 2019

**82**

# LOGAN THOMAS

**TE****6-6 // 250****7th NFL Season // Virginia Tech****DOB: July 1, 1991 // Brookville H.S. (Lynchburg, Va.)**

## TRANSACTIONS

Originally selected by the Arizona Cardinals in the fourth round (120th overall) in the 2014 NFL Draft... Claimed off waivers by the Dolphins on September 6, 2015... Signed to the Miami Dolphins active roster from the practice squad on December 16, 2015... Claimed off waivers by the New York Giants on June 17, 2016... Signed as a free agent to the Lions practice squad on November 28, 2016... Signed to the Buffalo Bills active roster from the Lions practice squad on November 30, 2016... Signed by the Detroit Lions on March 21, 2019... Signed with Washington as an unrestricted free agent on March 19, 2020.

## PRO

Joined Washington as a free agent in 2020 after spending the 2019 season with the Lions, where he finished the season with career-highs in both receptions (16) and receiving yards (173)... Spent 2017-18 seasons with the Buffalo Bills, where he produced 19 receptions for 144 yards (7.6 avg.) and one touchdown... Originally entered the NFL as a quarterback with the Arizona Cardinals in 2014 and threw an 81-yard touchdown pass on his completion.

## YEAR-BY-YEAR

### 2019 (LIONS)

Finished the season with career-highs in both receptions (16) and receiving yards (173) while adding one touchdown... Saw action on offense and special teams at ARI [09/08]... Recorded a 15-yard reception on a Lions' scoring drive at PHI [09/22]... Earned the start for the first time this season at GB [10/14]... Recorded his second career touchdown reception and his first for the Lions at WAS [11/24].

### 2018 (BILLS)

Appeared in 12 games (three starts) and recorded 12 receptions for 77 yards (6.4 avg.)... Caught a career-high seven passes for 40 yards in Week 9 vs. CHI... Threw a 15-yard completion on a fake punt to give Buffalo a first down in Week 10 at NYJ.

### 2017 (BILLS)

Played in 12 games (two starts) and logged seven receptions for 67 yards (9.6 avg.) and one touchdown... Caught a 22-yard touchdown pass in Week 7 vs. TB... Started in Wild Card game at JAX and caught a five-yard pass.

### 2016 (GIANTS/LIONS)

Spent time on the New York Giants practice squad as a quarterback before signing to the Detroit Lions practice squad on November 28 as a tight end. On November 30, the Bills signed Thomas to their active roster as a tight end, but he did not appear in a game.

### 2015 (DOLPHINS)

Spent time on the Miami Dolphins practice squad and active roster but did not appear in a game.

### 2014 (CARDINALS)

Appeared in two games as a rookie quarterback and completed 1-of-9 passes for 81 yards and a touchdown... Threw an 81-yard touchdown on his first career completion (third attempt) at DEN in Week 5... Thomas became the first NFL

quarterback to have his first career completion be for 80-plus yards since Pittsburgh Steelers QB Neil O'Donnell's did so on an 89-yard pass against the San Diego Chargers on Sept. 1, 1991.

## COLLEGE

Played collegiately at Virginia Tech from 2010-13, completing 693 of 1,248 passes for 9,003 yards with 52 touchdowns and 31 interceptions... Also rushed for 1,359 yards and 24 touchdowns.

## PERSONAL

Attended Brookville H.S. in Lynchburg, Va., where he played quarterback, wide receiver and defensive back... As a senior, he completed 118 of 204 passes for 1,535 yards and 20 touchdowns and had 842 rushing yards and 11 touchdowns as a quarterback... On defense, had 80 tackles and four interceptions... played in the 2009 U.S. Army All-American Bowl... Son of Kim Tarazona... He and his wife, Brandie, have five children... Born July 1, 1991.

## YEAR-BY-YEAR STATS

### RECEIVING

| Year          | Team | GP        | GS       | Rec       | Yds        | Avg        | Lg        | TD       |
|---------------|------|-----------|----------|-----------|------------|------------|-----------|----------|
| 2014          | Ari  | 2         | 0        | 0         | 0          | 0          | 0         | 0        |
| 2017          | Buf  | 12        | 2        | 7         | 67         | 9.6        | 22t       | 1        |
| 2018          | Buf  | 12        | 3        | 12        | 77         | 6.4        | 24        | 0        |
| 2019          | Det  | 16        | 3        | 16        | 173        | 10.8       | 17        | 1        |
| <b>Career</b> |      | <b>42</b> | <b>8</b> | <b>35</b> | <b>317</b> | <b>9.1</b> | <b>24</b> | <b>2</b> |

### PASSING

| Year          | Team | Att       | Cmp      | Pct         | Yds       | TD       |
|---------------|------|-----------|----------|-------------|-----------|----------|
| 2014          | Ari  | 9         | 1        | 11.1        | 81        | 1        |
| 2018          | Buf  | 1         | 1        | 100.0       | 15        | 0        |
| <b>Career</b> |      | <b>10</b> | <b>2</b> | <b>20.0</b> | <b>96</b> | <b>1</b> |

# SIMEON THOMAS

38



CB

6-3 // 197

2nd NFL Season // Louisiana Lafayette

DOB: Sept. 22, 1993 // Miami Carol City H.S. [Miami, Fla.]

## TRANSACTIONS

Originally selected by the Cleveland Browns in the sixth round of the [188th overall] in the 2018 NFL Draft... Waived by the Cleveland Browns on Sept. 1, 2018... Acquired off of waivers by the Seattle Seahawks on Sept. 2, 2018... Waived by Seattle on Sept. 8, 2018... Signed to the Seahawks practice squad on Sept. 11, 2018... Terminated from Seattle's practice squad on Dec. 5, 2018... Signed to Seattle's practice squad on Dec. 12, 2018... Signed by Seattle as a free agent on Jan. 7, 2019... Waived by Seattle on Aug. 31, 2019... Signed to Seattle's practice squad on Sept. 1, 2019... Signed off of the Seahawks practice squad by Washington on Sept. 10, 2019.

## YEAR-BY-YEAR

### 2019 [WASHINGTON]

Made his NFL debut and tallied one tackle on special teams vs. DAL [9/16]... Appeared in a game vs. CHI [9/23]... Played in a matchup vs. NYG [9/29]... Saw action vs. NE [10/6]... Contributed to special teams in a victory against MIA [10/13]... Appeared in a contest vs. SF [10/20]... Played 65 percent of special team and eight percent of defensive snaps in contest vs. MIN [10/24]... Participated in 67 percent of special teams plays in a contest vs. BUF [11/3]... Notched one tackle vs. NYJ [11/17]... Appeared in eight percent of defensive snaps and 84 percent of special teams in a victory over DET. [11/24]... Recorded one tackle for special teams and appeared on three percent of defensive snaps and 79 percent on special teams in a victory over CAR [12/1]... Logged three tackles [one solo] and one special teams tackle in a contest vs. GB [12/8].

### 2018 [SEAHAWKS]

Member of the Seahawks practice squad.

## COLLEGE

Played at Louisiana from 2013-17... Recorded 90 total tackles in his four years at Louisiana and started 15 games over his final two seasons... Placed second in the Sun Belt his senior year with 12 pass break ups... Posted a career-high 42 tackles... Made eight starts at corner... Part of the fourth-best pass defense in the Sun Belt in 2016... In his first full season, finished with 40 total tackles and two pass breaks ups in his seven starts... Prior to committing to Louisiana, was rated a three-star recruiting coming out of Miami Carol City High School... Tallied 100 tackles and five interceptions his final two seasons.

## YEAR-BY-YEAR STATS

### DEFENSE

| Year   | Team | G  | GS | Tack | Solo | Sack | PD | INT |
|--------|------|----|----|------|------|------|----|-----|
| 2019   | Was  | 12 | 0  | 5    | 2    | 0    | 0  | 0   |
| Career |      | 12 | 0  | 5    | 2    | 0    | 0  | 0   |

**14**

# JORDAN VEASY

**WR****6-3 // 221****1st NFL Season // California****DOB: June 23, 1995 // Gadsden City (Ala.) H.S.**

## TRANSACTIONS

Originally signed by the Tennessee Titans as an a college free agent on May 11, 2018... Waived on September 1, 2018... Signed to the Jacksonville Jaguars practice squad on December 18, 2018... Cut on January 2, 2019... Signed by the Indianapolis Colts on January 14, 2019... Waived on August 31, 2019... Signed to the Buffalo Bills practice squad on September 25, 2019... Cut on October 1, 2019... Signed to the Bills practice squad on October 14, 2019... Cut on October 17, 2019... Signed to Washington's practice squad on December 4, 2019... Promoted to the active roster on December 20, 2019.

## COLLEGE

Played collegiately at California... As a senior, played in all 12 contests and made 10 starts... Posted 38 receptions for 491 yards and six touchdowns, all career-highs... Made seven catches for 111 yards and a score at Colorado (10/28)... As a junior, saw action in 12 games with three starts in his first season at Cal... Caught 25 passes for 306 yards and three touchdowns... Added one kick return for 25 yards and 331 all-purpose yards on the season... As a sophomore, recorded 63 receptions for 1,036 yards and 11 touchdowns during his lone season at Golden West College... Earned first team All-Region III and All-National Division of the Southern League in the Southern California Football Association honors... In 2014, attended Itawamba Community College during the 2014-15 school year but did not play football... As a freshman (2013), played six games as a true freshman at Faulkner University... Had five catches for 75 yards and three touchdowns.

## PERSONAL

Attended Gadsden City (Ala.) High School... Registered 23 catches for 637 yards and nine touchdowns as a senior... Primarily focused on baseball for much of his prep career before growing six inches between his junior and senior year... Son of Kevin and Cassandra Veasy... Graduated from California in 2017 with a degree in American studies... Born June 23, 1995.

**5**

# TRESS WAY

**P****6-1 // 220**  
**7th NFL Season // Oklahoma****DOB: April 18, 1990 // Union H.S. (Tulsa, Okla.)**

## HONOR ROLL

- << Special Teams Captain [2015]
- << Pro Bowl Selection [2019]
- << AP Second Team All-Pro [2019]

## TRANSACTIONS

Originally entered the NFL with the Chicago Bears as a college free agent on April 28, 2013... Waived by the Bears on August 25, 2013... Signed with the Bears on January 1, 2014... Waived by the Bears on August 18, 2014... Claimed on waivers by Washington on August 20, 2014... Signed multi-year contract extension on March 12, 2016... Signed multi-year contract extension on December 27, 2019.

## PRO

One of the league's top punters who enters 2020 having previously appeared in 96 career regular season games... Named a Pro Bowler in 2019... In 2019, tied for seventh among punts pined inside the 20-yard line [30]... Recorded a career-high net average of 44.1... Tied a career low touchbacks [four]... Ranked first in the NFL in punt average [49.6], second in total yards [3,919] and net yards [3,485] and third in net punt average [44.1]... Set Washington's franchise record for single-season punt average [49.6; 2019], net average [44.1; 2019] and punts downed inside the 20-yard line [41; 2018]... Currently Washington's career leader in punt average [46.6], net punt average [40.7], single season leader in punts inside the 20 [41] and tied a franchise best for punts inside the 20 in a single game [5].

## YEAR-BY-YEAR

### 2019 [WASHINGTON]

Started and played in all 16 games... Named a team Captain in the final two three weeks for the regular season... Named to first Pro Bowl... Tied for seventh among punts pined inside the 20-yard line [30]... Recorded a career-high net avg. of 44.1... Tied a career low touchbacks [four]... Ranked first in the NFL in punt average [49.6], second in total yards [3,919] and net yards [3,485] and third in net punt average [44.1]... Set Washington's franchise record for single-season punt average [49.6; 2019], net average [44.1; 2019] and punts downed inside the 20-yard line [41; 2018]... Tallied five punts for 272 yards at PHI [9/8]... Had four punts for 198 yards vs. DAL [9/15]... Tallied one punt for 48 yards vs. CHI [9/24]... Raked in six punts for 319 yards vs. NYG [9/29]... Recorded career highs with 10 punts and 500 yards, [43.1 avg.] netted four of those punts inside the 20-yard line and raked in his first tackle of the season vs. NE [10/6]... Logged seven punts for 315 yards pinning two inside of the 20-yard line in a game vs. MIA [10/13]... Recorded four punts for 198 yards [49.5 avg.] in a game vs. SF [10/20]... Notched two punts for 107 yards [53.5], pinning one inside the 20-yard line in a contest vs. MIN [10/24]... Logged five punts for 172 yards, pinning two inside the 20-yard line... Recorded six punts for 317 yards, including two inside the 20-yard line vs. NYJ [11/17]... Notched five punts for 260 yards, pinning one punt inside the 20-yard line in a victory over DET. [11/24]... Punted the ball five times for 290 yards pinning two inside of the 20-yardline in victory over CAR [12/1]... Recorded six punts for 264 yards pinning two inside the 20-yard line in a contest vs. GB [12/8]... Notched four punts for 196 yards pinning two inside the 20-yard line in a contest vs. PHI [12/15]...

Punted for 236 yards on five kicks pinning three inside of the 20-yard line in a matchup vs. NYG [12/22]... Logged 227 yards on four punts pinning one inside of the 20-yard line.

### 2018 [WASHINGTON]

Appeared in all 16 regular season games, recording 3,581 yards on 79 punts [45.3 avg.] and a career-high net avg. [41.5]. At the end of the year, captured Washington's single season record [41] and the single-game record [5] in punts inside the 20. Became the organization's career leader in punt average [46.0] and net punt average [39.9]. Ended the year as the only punter in the NFL that did not post a touchback on punt... Averaged 46.5 yards on four punts with a long of 59 in a win at ARI [9/9]... Punted five times for an average of 36.4 yards with a long of 53 and landing three inside the 20 vs. IND [9/16]... Averaged 47.0 yards on five punts, landing one inside the 20 in a win vs. GB [9/23]... Averaged 36.7 yards on three punts, landing one inside the 20 at NO [10/8]... Punted four times for 41.0 yards per punt with a long of 51 yards in a win vs. CAR [10/14]... Recorded a career-high five punts downed inside the 20 and tied a franchise record with punts inside the 20 in a single game. Registered six punts for 227 yards [37.8 avg.] for a 36.0 NET avg. with his longest punt traveling 41 yards in a win vs. DAL [10/21]... Recorded five punts for 246 yards [49.2 avg.], downed three inside the 20 and had his longest punt travel 58 yards in a win at NYG [10/28]... Punted five times for 245 yards for a net average of 48.2 yards and recorded a season best 62-yard punt, landing four inside the 20-yard line vs. ATL [11/4]... Tallied 247 yards on five punts [49.4 avg.] for a 47.8 net average landing four inside the 20-yard line and the 49.4 yards per punt average is his highest on the season in a win at TB [11/11]... Averaged 40.4 on five punts, including two downed inside the 20 and a long of 51 yards vs. HOU [11/18]... Punted five times for an average of 45.6 and tallied four punts inside the 20 at DAL [11/22]... Totaled 290 yards on six punts [48.3 avg.] and a net average of 45.2 and has now collected 15,448 punting yards and has passed Hall of Famer Sammy Baugh [15,245] for No. 3 in franchise history in punting yards. He also pinned two punts inside the 20 yard line, increasing his season total to 33 which is the most in the NFL this season at PHI [12/3]... Recorded three punts inside the 20 yard line and set a new single season franchise record since the statistic began being tracked in 1976. Way was the 2018 league leader entering the day. Way [345] registered eight punts to take sole possession of third on Washington's all-time list, passing Sammy Baugh [338] and Pat Richter [338] vs. NYG [12/9]... Punted six times for an average of 46.5, while also tallying three punts inside the 20 at JAX [12/16]... Notched two punts for an average of 53.5 yards at TEN [12/22]... Totaled 224 yards on five punts [44.8 avg.] while also pinning two punts inside the 20 vs. PHI [12/30].

### 2017 [WASHINGTON]

Punted a single-season career-high 83 times for a career-high 3,794 yards [45.7 avg.]... Recorded a career-high 33 punts downed inside the 20, matching Matt Turk's mark from 1998 for the most by a member of Washington in records dating back to 1976... Averaged 40.5 yards on four punts, landing two inside the 20 vs. PHI [9/10]... Dropped two of his four punts at LAR [9/17] inside the 20, averaging 51.0 yards per punt... Averaged 44.2 yards on five punts in a win vs. OAK [9/24], including three downed inside the 20 and a long of 58 yards... Averaged 42.3 yards per punt on four punts, dropping two inside the 20 and holding Tyreek Hill without a return at KC [10/2]... Punted four times for

an average of 45.3 yards in a win vs. SF [10/15]... Averaged 47.8 yards on five punts with a long of 60 at PHI [10/23]... Punted three times and averaged 46.7 yards per punt vs. DAL [10/29]... Averaged 40.0 yards on a career-high-tying eight punts in a win at SEA [11/5]... Recorded a 52-yard punt downed inside the 20 vs. MIN [11/12]... Averaged 49.6 yards on five punts including a 60-yarder at NO [11/19]... Recorded a career-high four punts downed inside the 20 among his seven punts [44.0 avg.] in a Thanksgiving night win vs. NYG [11/23]... Dropped three of his five punts inside the 20 at DAL [11/30]... Tied career high with eight punts (43.4 avg.) at LAC [12/10], downing three inside the 20. Marked Washington's first streak of three straight games with three or more punts downed inside the 20 since a four-game streak in Weeks 7-11 of the 1998 season... Averaged season-high 53.2 yards on six punts in a win vs. ARI [12/17]... Punted five times with an average of 49.4 yards per punt, including a season-high 45.8-yard net average, in a win vs. DEN [12/24]... Recorded career highs in punts [nine] and punting yards [426] and matched his career high in punts downed inside the 20 [four] at NYG [12/31].

#### 2016 (WASHINGTON)

Punted in all 16 games, averaging 45.1 yards and 38.9 net yards on 49 punts with 15 downed inside the 20 and four touchbacks. His 49 punts were the fewest by any Washington punter who punted in all 16 games in a season... Punted once vs. PIT [9/12], pinning the Steelers inside the 20-yard line with a 27-yard punt... Averaged 37.5 yards on two punts vs. DAL [9/18], downing one inside the 20... Punted twice with an average of 45.5 yards per punt in a win at NYG [9/25]. Also completed his first career pass attempt, a 31-yard gain to Quinton Dunbar on a fake punt. The fake punt was Washington's first successful fake kick of any kind since Week 10 of the 2009 season vs. Denver, when punter Hunter Smith connected with fullback Mike Sellers for a 35-yard touchdown... Posted then-season highs in punts [three], punting average [48.7], punts downed inside the 20 [two] and longest punt [59] in a win vs. CLE [10/2]... Punted six times for an average of 42.2 yards with two downed inside the 20 in a win at BAL [10/9]... Averaged 52.8 yards on four punts in a win vs. PHI [10/16]... Punted twice for an average of 43.0 yards at DET [10/23]... Averaged 42.7 yards per punt on three punts in a tie against CIN [10/30] in London... Punted twice for an average of 46.0 yards in a win vs. MIN [11/13]... Averaged 38.0 yards on three punts in a win vs. GB [11/20]... Punted once for 39 yards at DAL [11/24]... Averaged 44.5 yards on two punts including a 59-yarder at ARI [12/4]... Averaged 47.0 yards on three punts with a net average of 45.3 yards in a win at PHI [12/11]... Averaged 47.7 yards on six punts vs. CAR [12/19]... Punted twice for an average of 41.5 yards per punt in a win at CHI [12/24]... Averaged 49.7 yards on a season-high seven punts vs. NYG [1/1].

#### 2015 (WASHINGTON)

Appeared in all 16 regular season games and one postseason contest. Punted 70 times in the regular season for an average of 46.1 yards per punt, the fifth-best season average in team history. Averaged 38.8 net yards per punt, the second-best single-season average in team records available back to 1976... Averaged 41.3 yards per punt on three punts vs. MIA [9/13]... Punted six times for 244 yards [40.7 avg.] with one downed inside the 20 vs. STL [9/20]... Punted once for 36 yards and had a 50-yard kickoff following a safety at NYG [9/24]... Punted five times for an average of 44.2 yards per punt vs. PHI [10/4]. Recorded a then-season-long 63-yard punt in the second quarter, his longest punt since registering a career-long 77-yarder in Week 4 in 2014... Averaged 50.3 yards per punt on four punts at ATL [10/11], his best since Sept. 25, 2014 [58.3 vs. NYG]... Punted six times for 48.0 yards per punt with a long of 53 yards at NYJ [10/18]...

Averaged 47.3 yards on four punts vs. TB [10/25]... Punted four times for an average of 47.0 yards with a long of 55 at NE [11/8]... Punted twice for an average of 43.5 yards in a win vs. NO [11/15]... Posted season highs in gross punting average [53.2] and net punting average [53.0] at CAR [11/22]... Punted six times for an average of 44.7 yards per punt, including three downed inside the 20 and a long of 60 in a win vs. NYG [11/29]... Punted six times for 253 yards [42.4 average] with one downed inside the 20 vs. DAL [12/7]... Averaged 43.0 yards per punt on four punts against his former team at CHI [12/13], including a season-long 64-yarder... Punted three times for an average of 46.7 yards in a win vs. BUF [12/20]... Averaged 49.6 yards on a season-high seven punts in a division-clinching win at PHI [12/26]... Averaged 50.0 yards on four punts, including three downed inside the 20 in the regular season finale at DAL [1/3]... In NFC Wild Card Round vs. GB [1/10], averaged 50.6 yards per punt on five punts, the third-best single-game postseason average in team history. Recorded a 60-yard punt in the first quarter, the third-longest punt in franchise postseason history.

#### 2014 (WASHINGTON)

Joined Washington via waiver claim in the preseason and punted in all 16 games, averaging 47.5 yards on 77 punts [40.0 net] with 22 punts downed inside the 20... Became the first member of Washington to lead the NFL in punting for a season since Sam Baker in 1958... Finished with the fourth-best gross average in team history, trailing only Sammy Baugh's full-season NFL record [51.4 yards per punt in 1940] and Baugh's 1941 and 1942 campaigns [48.7 and 48.2]... 40.0-yard net punting average was the highest by a Washington punter in records dating back to 1976, surpassing Matt Turk's mark of 39.2 net yards set in both 1996 and 1997... Made NFL debut at HOU [9/7], punting five times with an average of 49.2 yards with two downed inside the 20 and a long of 61... Punted four times for an average of 49.8 yards with a long of 61 vs. JAX [9/14]... Averaged 56.7 yards on three punts with a net of 41.0 yards per punt and a long of 65 at PHI [9/21]... Averaged a career-high 58.3 yards per punt on four punts vs. NYG [9/25], falling 1.1 yards shy of matching Pro Football Hall of Famer Sammy Baugh's team record for punting average in a single game [59.4 at Detroit on Oct. 27, 1940]. Recorded a career-long 77-yard punt in the third quarter, tying Steve Cox for the third-longest punt in franchise history (Nov. 1, 1987 at Buffalo)... Punted eight times with an average of 49.9 yards per punt and a long of 59 vs. SEA [10/6]... Punted five times for an average of 47.4 yards with a long of 58 yards at ARI [10/12]... Punted three times with an average of 41.3 yards per punt vs. TEN [10/19]... Averaged 46.2 yards per punt on five punts and had three punts downed inside the 20 in an overtime win at DAL [10/27]... Punted three times at MIN [11/2], averaging 45.3 yards per punt with a long of 51... Punted four times with an average of 44.3 yards per punt and a long of 55 vs. TB [11/16]... Matched career highs in punts [eight] and punts downed inside the 20 [three] at SF [11/23], accumulating 373 yards for an average of 46.6 yards per punt... Averaged 46.5 yards on six punts at IND [11/30], placing three inside the 20... Averaged 45.8 yards on six punts and added a two-yard rushing attempt vs. STL [12/7]... Punted six times with an average of 45.2 yards per punt at NYG [12/14]... Punted three times with an average of 44.3 yards per punt vs. PHI [12/20]. Placed all three punts inside the 20... Punted four times with an average of 44.0 yards per punt. Recorded a 60-yard punt in the third quarter, becoming the first Washington punter to post a 60-yard punt in five games in a single season since Matt Turk in 1998.

#### 2013 (BEARS)

Spent the offseason with the Bears before being released on Aug. 25.

## COLLEGE

Appeared in 53 games at Oklahoma from 2008-12, punting 250 times for 10,988 yards (44.0 avg) with 36 touchbacks and 91 punts downed inside the 20... Had 71 punts of 50-plus yards during his career with a long of 85... Exited OU ranking No. 1 in school history with a 44.0 yards-per-punt average... Set Oklahoma career record with 71 punts of 50-plus yards... Named All-Big 12 Honorable Mention by coaches as a senior, placing 22 of his 53 punts inside the opponents' 20-yard line with just eight touchbacks... Named honorable mention All-Big 12 by AP and coaches as a junior after placing 34 of his 63 punts inside the opponents' 20-yard line with just six touchbacks... Was honorable mention All-American by Sports Illustrated, All-Big 12 second team by Phil Steele and All-Big 12 honorable mention from the media and the coaches as a sophomore. Rotated with kickoff duties as well and had nine touchbacks on 70 kickoffs while averaging 63.0 yards per kick... Named Sporting News third-team All-American and first-team All-Big 12 by the Waco Tribune Herald and second-team by AP, coaches, Dallas Morning News and Fort Worth Star-Telegram as a redshirt freshman. Led the Big 12 and ranked No. 3 nationally in punting average that season.

## PERSONAL

Attended Union H.S. in Tulsa, Okla., where he was a member of all-state teams for both The Oklahoman and Tulsa World... Named district special teams player of the year as a senior... Handled kicking duties, converting all 42 extra point attempts and 14-of-19 field goal attempts... Selected to play in the 2008 Oil Bowl... Created a trivia game titled "What's Your Bid?" following training camp in 2016 and released the finished product to the public in 2018... Wife, Brianna Way (née Turang), was an All-American and national champion softball player at Oklahoma... He and his wife, Brianna, have three children: twins, Beau and Harper and daughter, Hadley... Son of Debra and Leo Way... Born on April 18, 1990.

## YEAR-BY-YEAR STATS

## PUNTING

| Year          | Team | No.        | Yds           | Avg.        | Lg        | In 20      | TB        | Net         |
|---------------|------|------------|---------------|-------------|-----------|------------|-----------|-------------|
| 2014          | Was  | 77         | 3659          | 47.5        | 77        | 22         | 7         | 40.0        |
| 2015          | Was  | 70         | 3224          | 46.1        | 64        | 21         | 7         | 39.8        |
| 2016          | Was  | 49         | 2209          | 45.1        | 61        | 15         | 4         | 38.9        |
| 2017          | Was  | 83         | 3794          | 45.7        | 64        | 33         | 6         | 39.0        |
| 2018          | Was  | 79         | 3581          | 45.3        | 63        | 41         | 0         | 41.5        |
| 2019          | Was  | 79         | 3,919         | 49.6        | 79        | 30         | 4         | 44.1        |
| <b>Career</b> |      | <b>437</b> | <b>20,388</b> | <b>46.6</b> | <b>79</b> | <b>162</b> | <b>28</b> | <b>40.7</b> |

## KICKOFFS

| Year          | Team | KO        | TB       | Pct         | Yds       | Avg         |
|---------------|------|-----------|----------|-------------|-----------|-------------|
| 2014          | Was  | 18        | 9        | 50.0        | 1174      | 65.2        |
| 2015          | Was  | 2         | 0        | 0           | 120       | 60.0        |
| 2017          | Was  | 1         | 0        | 0           | 61        | 61.0        |
| <b>Career</b> |      | <b>21</b> | <b>9</b> | <b>42.9</b> | <b>61</b> | <b>64.5</b> |

## ADDITIONAL

Passing: 1-for-1, 31 yds. [2016]; 1-for-1, 7 yds. [2018]  
 Rushing: 1 att. for 2 yds. [2014]

## POSTSEASON PUNTING

| Year          | Team | No.      | Yds        | Avg.        | Lg        | In 20    | TB       | Net         |
|---------------|------|----------|------------|-------------|-----------|----------|----------|-------------|
| 2015          | Was  | 5        | 253        | 50.6        | 60        | 3        | 0        | 44.8        |
| <b>Career</b> |      | <b>5</b> | <b>253</b> | <b>50.6</b> | <b>60</b> | <b>3</b> | <b>0</b> | <b>44.8</b> |

## CAREER HIGHS

## SINGLE-GAME

|                             |                                 |
|-----------------------------|---------------------------------|
| <b>Punts:</b>               | 10, vs. New England [10/06/19]  |
| <b>Punting Yards:</b>       | 500, vs. New England [10/06/19] |
| <b>Punting Average:</b>     | 58.3, vs. NY Giants [9/25/14]   |
| <b>Punting Long:</b>        | 79, at Carolina [12/01/19]      |
| <b>Downed Inside 20:</b>    | 5, vs. Dallas [10/21/18]        |
| <b>Net Punting Average:</b> | 55.5, vs. NY Giants [9/25/14]   |

**19**

# JESTER WEAH

**WR****6-3 // 209****2nd NFL Season // Pittsburgh****DOB: Feb. 7, 1995 // Madison Memorial (Madison, Wis.)**

## TRANSACTIONS

Originally entered the NFL with the Houston Texans as a college free agent on May 11, 2018... Waived on September 1, 2018... Signed to the Texans practice squad on September 2, 2018... Cut on October 1, 2018... Signed by the Texans on January 7, 2019... Cut on August 31, 2019... Signed to Washington's practice squad on October 10, 2019... Promoted from the practice squad on December 27, 2019.

## YEAR-BY-YEAR

### 2019 (WASHINGTON)

Promoted from the practice squad on Dec. 27 and contributed vs. DAL [12/29].

## COLLEGE

Played collegiately at Pitt from 2014-17, appearing in 42 career games for the Panthers... In 2017, compiled 41 receptions for 698 yards (17.0 avg.) and four touchdowns... Led team in receiving yards and TD catches... Sparked Pitt's 42-10 victory over Rice with a season-high 137 receiving yards on just five catches (27.4 avg.)... Also reached 100 receiving yards against NC State (106 on a career-high tying seven catches) and Virginia Tech (104 on four receptions)... Selected to play in the 2018 East-West Shrine Game... In 2016, played in 13 games and led Pitt in receptions (36), receiving yards (870) and touchdown catches (10)... Averaged an incredible 24.2 yards per catch, which led the ACC and ranked second nationally... His 10 TD catches ranked third in the ACC and 28th nationally.

## PERSONAL

Attended Madison Memorial in Madison, Wis., where he was rated the No. 2 wide receiver in Wisconsin by Rivals and Scout after averaging 20 yards per catch over his final two seasons... Compiled 71 receptions for 1,436 yards (20.2 avg.) and 13 touchdowns over his junior and senior years... Enjoyed a prolific and decorated prep career despite not playing organized football until his sophomore season... Selected all-state by the Wisconsin Football Coaches Association (WFCA) and Associated Press as a senior after catching 38 passes for 799 yards (21.0 avg.) and eight TDs... First team All-Big Eight Conference... Rated the No. 13 overall prospect in Wisconsin by Rivals and Scout... Also a standout in basketball and track... Helped basketball team to the Wisconsin Interscholastic Athletic Association Division 1 (largest classification) state title his sophomore year... First team All-Big Eight and Wisconsin State Journal All-Area after averaging nearly 12 points and six rebounds as a senior... State sprint champion in the indoor 55-meters (6.39) and outdoor 100- (10.70) and 200-meters (21.73)... Son of Esther Garwo and James Weah... Uncle, George Weah, is a former FIFA World Player of the Year and was elected president of Liberia in 2017... Born Feb. 7, 1995.

## YEAR-BY-YEAR STATS

### PUNTING

| Year          | Team | GP       | GS       | Rec      | Yds      | Avg      | Lg       | TD       |
|---------------|------|----------|----------|----------|----------|----------|----------|----------|
| 2019          | Was  | 1        | 0        | 0        | 0        | 0        | 0        | 0        |
| <b>Career</b> |      | <b>1</b> | <b>0</b> | <b>0</b> | <b>0</b> | <b>0</b> | <b>0</b> | <b>0</b> |



# **PLAYER BIOS**

---

**2020 DRAFT PICKS**

**99**

# CHASE YOUNG

**DE****6-5 // 265****Rookie // Ohio State****DOB: April 14, 1999 // DeMatha Catholic H.S. [Hyattsville, Md.]**

## TRANSACTIONS

Originally selected by Washington in the first round (2nd overall) of the 2020 NFL Draft.

## COLLEGE

Appeared in 38 games at Ohio State from 2017-19, recording 99 tackles (69 solo), 42.5 tackles for loss, 30.5 sacks, 10 forced fumbles and eight passes defended... As a junior in 2019, registered 16.5 sacks, which set the Ohio State single-season record and was the highest total in the nation... Also led the nation in forced fumbles (seven)... Was Team captain... Was named a unanimous All-American... Heisman Trophy finalist, where he was the ninth defensive player out of 159 total finalists since 1982... Named both the Chuck Bednarik Award and Bronko Nagurski Trophy winners... Named Big Ten Defensive Player of the Year and Big Ten Defensive Lineman of the Year... Was additionally named to the 2019 College Football All-American Team and first-team All-Big Ten.

## PERSONAL

Attended DeMatha Catholic High School in Hyattsville, Md., where he won the state football championship during his senior season... Consensus 5-star prospect and one of the Top 10 players regardless of position in the nation as a high school senior... No. 1 player in the state of Maryland... Was named Washington Post's all-metropolitan defensive player of the year... Was included on the U.S. Army All-American and American Family Insurance All-US Football teams... Son of Carla and Greg Young... Born April 14, 1999.

**24**

# ANTONIO GIBSON

**RB****6-2 // 220****Rookie // Memphis****DOB: June 23, 1998 // Eagles Landing H.S. [McDonough, Ga.]**

## TRANSACTIONS

Originally selected by Washington in the third round (66th overall) of the 2020 NFL Draft.

## COLLEGE

Played collegiately in 28 games and made 11 starts at Memphis, appearing at both running back and wide receiver... For his career, has registered 44 receptions for 834 yards and 10 touchdowns as well as rushed for 369 yards on 33 carries (11.2 avg.)... Finished with 1,850 all-purpose yards (369 rush/834 receiving/647 return)... In 2019, saw action in all 14 games... Ranked top three in the team in rushing yards (369), receiving yards (735), kick return yards (645), all purpose yards (1,749) and points scored (78)... Had seven games with 100-plus all-purpose yards and posted a school-record for all purpose yards in a single game with 386 yards in a win over SMU... Was selected the 2019 American Athletic Conference Co-Special Teams Player of the Year... Also a 2019 All-American Athletic Conference first team selection as a kick return specialist and was a 2019 All-American Athletic Conference second team selection as a wide receiver... Was only the fourth player in American Athletic Conference history to receive all-league honors at two positions.

## PERSONAL

Attended Eagles Landing H.S. in McDonough, Ga. where he named the Henry Herald Offensive Player of the Year in 2015.... During junior and senior seasons, totaled 2,680 yards (940 rush/136 pass/1,604 receive), 3,132 all-purpose yards (940 rush/1,604 receive/332 kick return/256 punt return) and 30 touchdowns... Helped lead the Golden Eagles to consecutive winning campaigns in 2014 and 2015 and a trip to the Georgia High School Association (GHSA) Class AAAA state playoffs... As a senior in 2015, named the Henry Herald Offensive Player of the Year, All-Region 4-AAAA Offensive Player of the Year... Son of Annette Williams... Born on June 23, 1998.

**77**

# SAAHDIQ CHARLES

**T****6-4 // 321**  
**Rookie // LSU****DOB: July 26, 1999 // Madison-Ridgeland Academy [Madison, Miss.]**

## TRANSACTIONS

Originally selected by Washington in the fourth round (108th overall) of the 2020 NFL Draft.

## COLLEGE

Appeared in 32 games (28 starts) at LSU from 2017-19, where he saw most of his action at left tackle, but also saw time at right tackle and right guard ... Started 26 times at left tackle and once at right tackle and right guard... Played a total of 2,102 offensive snaps... Helped pave the way for LSU running backs going over the 1,000-yard mark all three of his seasons... In 2019, was a key component of offense line that helped pave the way for LSU's record-setting offense... Contributed to the success of Heisman Trophy quarterback Joe Burrow and 1,400-yard rusher Clyde Edwards-Helaire... Part of an LSU offensive line that was named the winner of the 2019 Joe Moore Award, which is presented annually to the top offensive line in college football... In 2017, made an immediate impact, starting nine games as a true freshman... Earned a spot on the Freshman All-SEC team.

## PERSONAL

Attended Madison-Ridgeland Academy in Madison, Miss., where was considered one of the top players in the state of Mississippi as a senior in 2016.... Four-star recruit according to Rivals and Scout... New Orleans native who was displaced due to Hurricane Katrina ... Bounced around after Katrina from north Louisiana, Houston, Georgia and Montgomery, Alabama, before finally settling in Madison, Mississippi... No. 16 rated offensive guard and No. 7 overall prospect from the state of Mississippi according to 247Sports ... Named to the 2016 Dandy Dozen list as one of the top high school senior football players in Mississippi... Born on July 26, 1999.

**10**

# ANTONIO GANDY-GOLDEN

**WR****6-4 // 223****Rookie // Liberty****DOB: April 11, 1998 // Paulding County H.S. [Dallas, Ga.]**

## TRANSACTIONS

Originally selected by Washington in the fourth round (142nd overall) of the 2020 NFL Draft.

## COLLEGE

Appeared in 45 games at Liberty from 2016-19, where he finished as Liberty's all-time leader in catches (240), receiving yards (3,814) and receiving touchdowns (33)... In 2019, registered 1,396 receiving yards in 13 games – the fourth-most in Division I FBS... His catches (79), yards per catch (19.3) and receiving touchdowns (10) all ranked in the top 20 nationally... In three games against Power 5 programs, combined for 17 receptions, 247 yards and a pair of scores... In 2018, finished the season with 1,037 receiving yards and 10 touchdowns... Became the second player in program history to post back-to-back 1,000 receiving yard seasons... Named Phil Steele Postseason All-Independent first team.

## PERSONAL

Attended Paulding County H.S. in Dallas, Ga., where he was a four-year letter winner... Finished his senior campaign with 1,083 receiving yards and five touchdowns... 5A All-Region and Team MVP as a senior... Player of the Year as a junior, recording 891 receiving yards and five touchdowns... Named Offensive Player of the Year as a sophomore, finishing the season with 355 receiving yards and a touchdown... Son of Antonio Golden and Monet Gandy... Born on April 11, 1998.

**60**

# KEITH ISMAEL

**C****6-3 // 310****Rookie // San Diego State****DOB: July 25, 1998 // Sacred Heart Cathedral Prep [Calif.]**

## TRANSACTIONS

Originally selected by Washington in the fifth round (156th overall) of the 2020 NFL Draft.

## COLLEGE

Appeared in 38 games at San Diego State from 2017-19, where he was named a two-time First-Team All-Mountain West selection (2018-19)... In 2019, started 13 games at center, playing 954 of the team's 956 offensive snaps... Was named the team's offensive lineman of the year for the second straight season... Was named a Pro Football Focus third-team All-American... In 2018, started 10 games, including five at right guard and five at center... Had only two penalties in 821 snaps... Had the second-highest overall grade in the Mountain West at center, despite playing 356 of his 821 snaps at guard.

## PERSONAL

Attended Sacred Heart Cathedral Prep in San Francisco, Calif., where he earned two letters and was a first-team all-league pick... Also was a second-team all-metro honoree... Named the team's offensive lineman MVP... A two-star recruit by both Rivals and Scout... Also played lacrosse... Son of George Ismael and Johanna Woodby... Born July 25, 1998.

**47****KHALEKE HUDSON****LB****6-0 // 220****Rookie // Michigan****DOB: December 6, 1997 // McKeesport H.S. [McKeesport, Pa.]****TRANSACTIONS**

Originally selected by Washington in the fifth round (162nd overall) of the 2020 NFL Draft.

**COLLEGE**

Appeared in 52 games (37 starts) at Michigan from 2016-19, where he finished with 225 tackles (114 solo), 10.0 sacks, 2 interceptions, 14 passes defensed, 2 forced fumble and 1 fumble recoveries... In 2019, started all 13 games and led the team with 102 tackles, including 3.5 for loss, two sacks, three pass breakups and one blocked punt... Semifinalist for the Jason Witten Collegiate Man of the Year... In 2018, appeared in all 13 games and totaled 44 tackles with 3.5 for loss, two sacks, and two blocked punts... All-Big Ten selection... Four-time letterman.

**PERSONAL**

Attended McKeesport Area High School in McKeesport, Pa., where he played on both sides of the ball... As a senior, registered 60 tackles and three interceptions -returning two for touchdowns... Rushed for 1,118 yards on 106 carries with 17 touchdowns and caught five passes for 219 yards and scored five touchdowns... Was rated as a three-star prospect by Rivals.com... ESPN three-star prospect and the No. 28 overall player in Pennsylvania... Scout.com four-star prospect, No. 24 athlete nationally, No. 2 athlete in the East and No. 1 athlete in Pennsylvania... Pittsburgh Post-Gazette 2015 High School Football Player of the Year... Born December 6, 1997.

**31**

# KAMREN CURL

**S****6-2 // 198**  
**Rookie // Arkansas****DOB: March 31, 1999 // Muskogee H.S. (Okla.)**

## TRANSACTIONS

Originally selected by Washington in the seventh round (216th overall) of the 2020 NFL Draft.

## COLLEGE

Appeared in 32 games at Arkansas from 2017-19, where he finished with 175 tackles (105 solo), 2.0 sacks, 2 interceptions, 15 passes defended, 3 forced fumbles and 2 fumble recoveries... In 2019, started all 11 games he played at strong safety... Totaled 789 snaps over the course of the year, with 692 coming on defense – the third most of any Razorback in 2019... Finished fourth on the team with 76 total tackles, 46 solo, which were the second-most by a Razorback... Racked up 4.0 tackles for loss, including two sacks, with two pass breakups... Also tallied two interceptions, two fumble recoveries and two forced fumbles... Was the first player in the NCAA in 2019 to record a sack, an interception and score a touchdown on a fumble recovery, accomplishing the feat over the first two weeks of the season.

## PERSONAL

Attended Muskogee H.S. (Okla.), where he was a consensus three-star prospect by ESPN, Rivals, Scout and 247Sports... As a senior, totaled 89 tackles and six pass breakups tackles to help lead the Roughers to a 9-2 record and the Class 6II semifinal... Also turned two of his three interceptions into touchdowns... Hauled in 46 catches for 533 yards and six touchdowns on offense ... Named to the Muskogee Phoenix All-Area team as a defensive back and to Scout's All-Midlands team as an athlete... Tabbed the No. 7 player in Oklahoma and No. 41 safety in the class by Rivals... Listed the No. 44 safety in the class and top safety in Oklahoma by Scout ... Rated the No. 9 player in Oklahoma and No. 52 athlete in the 2017 class by ESPN... Top 10 player in the state and No. 42 athlete in the 247Sports Composite ranking... Also competed on the track and field team... Son of Adrienne and Greg Curl... Born March 31, 1999.

**72**

# JAMES SMITH-WILLIAMS

**DE****6-3 // 265****Rookie // NC State****DOB: July 29, 1997 // Millbrook H.S. [Raleigh, N.C.]**

## TRANSACTIONS

Originally selected by Washington in the seventh round (229th overall) of the 2020 NFL Draft.

## COLLEGE

Appeared in 29 games at NC State from 2015-19, where he finished with 82 tackles (38 solo), 8.0 sacks, 3 passes defended, 1 forced fumble and 2 fumble recoveries... In 2018, had 36 tackles, nine of which were for a loss, and six sacks... Graduated from NC State in December of 2018 with a degree in business supply chain management.

## PERSONAL

Attended Millbrook H.S. in Raleigh, N.C., where he played outside linebacker... As a senior, posted 146 tackles, 19 sacks and 36 tackles for loss as a senior... His 19 sacks tied the school record for most in a season... Ranked No. 49 player in North Carolina by Rivals.com. No. 113 outside linebacker nationally by ESPN.com... Member of National Honor Society and All-Academic Honor Roll... Started the Athletic Service Club at Millbrook... First NFL ambassador to represent 'Set The Expectation', which combats sexual and physical violence... Born March 31, 1999.

# JOHNATHON JOHNSON

16



**WR** 5-10 // 180  
Rookie // Missouri

**DOB:** November 30, 1996 // Melrose H.S. [Memphis, Tenn.]

## TRANSACTIONS

Originally entered the NFL with Washington as a college free agent on April 28, 2020.

## COLLEGE

Appeared in 46 games at Missouri from 2015-19, where he finished with 153 receptions for 2,190 yards and 13 touchdowns... Finished his career ranked sixth on Mizzou's all-time receiving yards list with 2,190 over his four years... His 153 career receptions rank eighth in program history... In 2019, missed the final four games of the season and registered 29 catches for 294 yards... In 2018, lead the Tigers with a career-best 59 receptions which went for 737 yards and five touchdowns... Closed the season with a nine-catch, 185-yard, one-touchdown performance playing in his hometown of Memphis at the Liberty Bowl against Oklahoma State, nearly leading Mizzou to a big comeback win.

## PERSONAL

Attended Melrose H.S. in Memphis, Tenn., where he was a top-25 recruit out of the state of Tennessee according to Rivals and a three-star recruit by Rivals and 247Sports... As a senior, finished with 64 catches for 1,381 yards, 16 receiving touchdowns and 22 total touchdowns, including 3 return touchdowns... Born November 30, 1996.

# STEVEN MONTEZ

6



QB

6-5 // 235

Rookie // Colorado

DOB: Jan. 14, 1997 // Del Valle H.S. [Texas]

## TRANSACTIONS

Originally entered the NFL with Washington as a college free agent on March 28, 2020.

## COLLEGE

Appeared in 46 games (38 starts) at Colorado from 2016-19, where he completed 824-of-1321 yards for 9,710 yards, 63 touchdowns and 33 interceptions... Became the fourth player in CU history to accumulate 7,000 career passing yards against Colorado State (8/30) and then became the second to hit both 8,000 and 9,000 later in the season... In 2019, started all 11 games this season and has completed 238-of-379 yards for 2,651 yards, 15 touchdowns and 10 interceptions... His 2,651 yards is ninth most in a season in CU history, his 238 completions ranks fifth most and his 379 attempts is sixth most in a season... Also has 56 rushes for 174 yards (280 taking out sacks) with three touchdowns... His total offense numbers include 435 plays for 2,844 yards... His 2,844 yards ranks sixth most in CU history... Has set 43 school records, 31 outright and nine tied.

## PERSONAL

Attended Del Valle H.S. in Texas where he earned second-team All-State honors, along with first-team All-City and All-District 2-5A accolades... As a senior, accomplished the rare 2,000/1,000 (yards passing and rushing, and was just 33 shy of 3K/1K)... completed 233-of-359 passes for 2,967 yards, a 64.9 completion percentage, with 46 touchdowns to just three interceptions... That computed to an NCAA passer rating of 174.9 as he threw for over 200 yards in 11 of 13 games... Ran the ball 124 times for 1,058 yards, averaging 8.5 yards per carry, scoring an additional 13 times... Had two 100-yard games and a long run of 87 yards... Punted the ball on five occasions, averaging 43.2 yards per with two placed inside-the-20... Father (Alfred) was a college quarterback at Texas Tech and Western New Mexico and played one season in the NFL with the Oakland Raiders (1996)... Born January 14, 1997.

**83**

# ISAIAH WRIGHT

**WR****6-2 // 220****Rookie // Temple****DOB: Jan. 13, 1997 // Kingswood-Oxford H.S. [West Hartford, Conn.]**

## TRANSACTIONS

Originally entered the NFL with Washington as a college free agent on March 28, 2020.

## COLLEGE

Appeared in 50 games at Temple from 2016-19, where he finished with 134 receptions for 1,552 yards and 12 touchdowns as well as rushing 91 times for 552 yards and 3 touchdowns... In 2019, recorded 47 receptions for 442 yards and 5 touchdowns... Also rushed 5 times for 48 yards... Had his first 100-yard receiving game (104) of the season in a win at ECU... In 2018, led team with seven receptions for a career-high 114 yards against Boston College... Earned AAC Special Teams Player of the Week and Paul Hornung Award Honor Roll honors after returning six kicks for 156 yards and a TD against ECU... Caught game-winning TD in overtime vs. #20 Cincinnati... Became just the fourth player in Temple history to eclipse 3,000 all-purpose yards at Houston.

## PERSONAL

Attended Kingswood-Oxford H.S. in West Hartford, Conn., where he played both wide receiver and defensive back... Caught 91 receptions for 1,917 yards and 19 touchdowns... Also rushed for 330 yards and one score on 24 carries... Defensively, racked up 74 total tackles, 47 solo, with four interceptions and two fumble recoveries... A three-time all-conference honoree... Part of the Japan 8 (8 Temple players who traveled to Japan in the spring for a week of football clinics)... Son of Nina Wright and Randy Smith... Born January 13, 1997.

# **PLAYER BIOS**

---

**OPT OUT PLAYERS**

96



# CALEB BRANTLEY

DT

6-2 // 305

4th NFL Season // Florida

DOB: Sept. 2, 1994 // Crescent City (Fla.) H.S.

## TRANSACTIONS

Originally selected by the Cleveland Browns in the sixth round (185th overall) of the 2017 NFL Draft... Released by the Browns on September 1, 2018... Signed with Washington on September 3, 2018.

## PRO

Enters 2020 having previously appeared in 20 regular season games with one start since 2017... Joined Washington heading into Week 1 of the 2018 season.

## YEAR-BY-YEAR

### 2019 (WASHINGTON)

Saw action in Week 1 at PHI [09/08]... Was placed on the reserve/injured list with a foot injury on September 13, 2019.

### 2018 (WASHINGTON)

Contributed on defense and special teams and appeared in seven games... Inactive in Weeks 1-6... Made Washington debut and contributed on special teams in a win vs. DAL [10/21]... Contributed on defense and special teams in a win at NYG [10/28]... Contributed on special teams vs. ATL [11/4]... Inactive in Weeks 10-12... Contributed on defense and special teams at PHI [12/3]... Inactive vs. NYG [12/9]... Contributed on defense and special teams at JAX [12/16]... Contributed on defense and special teams at TEN [12/22]... Contributed on defense and special teams... Recorded one solo tackle vs. PHI [12/30].

### 2017 (BROWNS)

Appeared in 12 games with one start at DT, posting 18 tackles, two sacks and one fumble recovery... Made NFL debut on DL at IND [9/24]... Earned first career sack vs. CIN [10/1]... Started first career game at DT, logging two solo tackles vs. MIN in London [10/29]... Logged two tackles, one sack and one fumble recovery, his first career, at PIT [12/31].

## COLLEGE

Played collegiately at Florida starting 22 of 38 career games in which he played.. Declared for the NFL draft following his redshirt junior season... Led the Gators in tackles for loss (9.5) in 2016, earning AP All-SEC second-team honors... Posted 31 tackles and 2.5 sacks in his last year... Recorded one sack and three tackles in Florida's 30-3 victory over Iowa in the Outback Bowl, his final collegiate game... Started 10 of 13 games in 2015, totaling 28 tackles and 3.0 sacks... Played in all 12 games in 2014, finishing with 21 total tackles, 7.0 tackles for loss, two forced fumbles and a fumble recovery... Redshirted in 2013.

## PERSONAL

Attended Crescent City H.S. (Fla.)... Rated the top 2013 defensive tackle during the Rivals 100 Five-Star Challenge... Played in the Under Armour All-American Game... Florida Class 1A All-state first team in 2012... Totaled 94 tackles, five sacks, four forced fumbles and two fumble recoveries as a senior... Born Sept. 2, 1994.

## YEAR-BY-YEAR STATS

### DEFENSE

| Year          | Team | G         | GS       | Tack      | Solo      | Sack       | INT      | FR       |
|---------------|------|-----------|----------|-----------|-----------|------------|----------|----------|
| 2017          | Cle  | 12        | 1        | 18        | 12        | 2.0        | 0        | 1        |
| 2018          | Was  | 7         | 0        | 1         | 1         | 9          | 9        | 0        |
| 2019          | Was  | 1         | 0        | 0         | 0         | 0          | 0        | 0        |
| <b>Career</b> |      | <b>20</b> | <b>1</b> | <b>19</b> | <b>13</b> | <b>2.0</b> | <b>0</b> | <b>1</b> |

\*Tackle stats according to STATS, LLC

## CAREER HIGHS

### SINGLE-GAME

|                       |   |
|-----------------------|---|
| <b>Total Tackles:</b> | 2, eight times, last at Pittsburgh [12/31/17] |
| <b>Solo Tackles:</b>  | 2, three times, vs. Minnesota [10/29/17]      |
| <b>Sacks:</b>         | 1, twice, last at Pittsburgh [12/31/17]       |

# JOSH HARVEY-CLEMONS

# 40



# LB

**6-4 // 245****4th NFL Season // Louisville****DOB: Feb. 20, 1994 // Lowndes H.S. (Valdosta, Ga.)**

## TRANSACTIONS

Originally selected by Washington in the seventh round (230th overall) of the 2017 NFL Draft.

## YEAR-BY-YEAR

### 2019 [WASHINGTON]

Saw action in nine games... Appeared in the season opener at PHI [9/8]... Appeared against Dallas [9/15]... Made a tackle on special teams vs CHI [9/23]... Appeared against the Giants [9/29]... Was inactive with an injury vs. NE [10/6]... Was inactive with an injury at MIA [10/13] vs. SF [10/20] and at MIN [10/24]... Active at BUF [11/3]... Appeared on special teams against the Jets [11/17]... Played 20 snaps on special teams vs. DET [11/24]... Played 67 snaps in a victory over CAR [12/1]... Inactive vs. GB [12/8] and PHI [12/15]... Did not see any game action in matchup vs. NYG [12/22]... Saw limited action on defense and special teams at DAL [12/29].

### 2018 [WASHINGTON]

Appeared in all 16 games, tallying 18 total tackles (15 solo) and one sack... Recorded one pass defended and appeared on defense and special teams in win at ARI [9/9]... Appeared on defense and special teams registering one tackle on special teams vs. IND [9/16]... Notched two tackles [one solo] on defense and one solo tackle on special teams in a win vs. GB [9/23]... Added one solo tackle on defense and contributed on special teams at NO [10/8]... Registered four tackles [three solo] in a win vs. CAR [10/14]... On defense, added one solo tackle, one pass defended and one assisted tackle on special teams in a win vs. DAL [10/21]... Finished with three tackles and recorded first career full sack for a loss of seven yards in a win at NYG [10/28]... Registered three tackles [two solo] and one quarterback hit vs. ATL [11/4]... Notched one solo tackle in a win at TB [11/11]... Recorded one pass defended and assisted on a tackle on special teams vs. HOU [11/18]... Tallied one solo tackle at DAL [11/22]... Contributed on defense at PHI [12/3]... Notched two solo tackles vs. NYG [12/9]... Contributed on defense and special teams at JAX [12/16]... Contributed on special teams at TEN [12/22]... Contributed on special teams vs. PHI [12/30].

### 2017 [WASHINGTON]

Played in 10 games as a rookie, recording 11 tackles (six solo), a half-sack and a pass defended... Inactive in Weeks 1-2... Active but did not play vs. OAK [9/24]... Inactive in Weeks 4-7... Made NFL debut on special teams vs. DAL [10/29]... Contributed on special teams in a win at SEA [11/5]... Played on special teams vs. MIN [11/12] and at NO [11/19]... Assisted on two tackles on defense in a Thanksgiving night win vs. NYG [11/23]... Recorded a half-sack of Cowboys quarterback Dak Prescott at DAL [11/30]... Played on defense and special teams at LAC [12/10]... Made two solo tackles in a win vs. ARI [12/17]... Produced four tackles (two solo) in a win vs. DEN [12/24]... Recorded two solo tackles and a pass defended at NYG [12/31].

## COLLEGE

Played collegiately at Louisville from 2015-16 after spending the 2012-13 seasons at Georgia... Played in 48 career games, including 23 at Louisville and 25 at Georgia. Recorded 228 career tackles (128 solo), 12.5 tackles for loss, 11 passes defended, four interceptions, three forced fumbles and 3.0 sacks... Appeared in 10 games for Louisville in 2016, con-

tributing 61 tackles (38 solo), 4.0 tackles for loss and 2.0 sacks, picking up second-team All-ACC honors... Started all 13 games for the Cardinals in 2015, earning an honorable mention All-ACC selection after an 88-tackle, three-interception campaign... Redshirted per NCAA transfer rules in 2014... Started all 11 games in which he played at Georgia in 2013, making 65 tackles (38 solo) and intercepting one pass... Made 14 tackles in 14 games played as a freshman at Georgia in 2012.

## PERSONAL

Attended Lowndes H.S. in Valdosta, Ga., where he was a first-team Class AAAAA selection by the Georgia Sports Writers Association... Also named to the Atlanta Journal-Constitution Super 11 and Class AAAAA All-State team... Rated as a five-star prospect by Rivals.com and Scout.com and was a four-star prospect according to ESPN... Participated in the 2012 U.S. Army All-American Bowl... Majored in criminal justice... Son of Vanetesa and Woodrow Clemons... Born Feb. 20, 1994.

## YEAR-BY-YEAR STATS

### DEFENSE

| Year          | Team | G         | GS       | Tack      | Solo      | Sack       | INT      | PD       |
|---------------|------|-----------|----------|-----------|-----------|------------|----------|----------|
| 2017          | Was  | 10        | 0        | 11        | 6         | 0.5        | 0        | 1        |
| 2018          | Was  | 16        | 0        | 18        | 15        | 1.0        | 0        | 3        |
| 2019          | Was  | 9         | 0        | 0         | 0         | 0.0        | 0        | 0        |
| <b>Career</b> |      | <b>35</b> | <b>0</b> | <b>29</b> | <b>21</b> | <b>1.5</b> | <b>0</b> | <b>4</b> |

## CAREER HIGHS

### SINGLE-GAME

|                       |  |
|-----------------------|--|
| <b>Total Tackles:</b> | 4, twice, last vs. Carolina [10/14/18] |
| <b>Solo Tackles:</b>  | 3, twice, last at NY Giants [10/28/18] |
| <b>Sacks:</b>         | 1, at NY Giants [10/28/18]             |



# **WASHINGTON HISTORY**

---



# ALL-TIME ASSISTANT COACHES


## Entering 2020

### A

|                            |                  |
|----------------------------|------------------|
| Akey, Robb.....            | 2015-16          |
| Aldrich, Charles "Ki"..... | 1947             |
| Angelichio, Brian.....     | 2019             |
| Applebaum, Matt.....       | 2010             |
| Arapoff, Jason.....        | 1992-2000        |
| Arnsparger, Bill.....      | 2001             |
| Austin, Bill.....          | 1969-70, 1973-77 |

### B

|                          |                  |
|--------------------------|------------------|
| Baker, Brian.....        | 2014             |
| Baker, Ray.....          | 1937-39          |
| Ball, Herman.....        | 1952-54          |
| Banta, Bradford.....     | 2014-16          |
| Barry, Joe.....          | 2015-16          |
| Bass, Marvin.....        | 1952             |
| Banker, Chuck.....       | 1987-88          |
| Bernstein, Harrison..... | 2007-09          |
| Bielski, Dick.....       | 1973-76          |
| Blache, Greg.....        | 2004-09          |
| Blacken, Malcolm.....    | 2010             |
| Bowser, Bob.....         | 1978-80          |
| Breaux, Don.....         | 1981-93, 2004-07 |
| Brindise, Noah.....      | 2002-03          |
| Bugel, Joe.....          | 1981-89, 2004-09 |



|                     |                  |
|---------------------|------------------|
| Burney, Jacob.....  | 2010-14          |
| Burns, DeChon.....  | 2002-03          |
| Burns, Jack.....    | 1989-91, 2004-07 |
| Burns, Keith.....   | 2013             |
| Byner, Earnest..... | 2004-07          |

### C

|                           |           |
|---------------------------|-----------|
| Cabrelli, Larry.....      | 1951      |
| Callahan, Bill.....       | 2015-19   |
| Callahan, Ray.....        | 1978-80   |
| Cameron, Cam.....         | 1994-96   |
| Carberry, Kevin.....      | 2016-17   |
| Carpenter, Ken.....       | 1968      |
| Carpenter, Lew.....       | 1969-70   |
| Carmichael Jr., Pete..... | 2001      |
| Carter, Rubin.....        | 1999-2000 |
| Catavolos, George.....    | 2002-03   |
| Cavanaugh, Matt.....      | 2015-19   |
| Cherundolo, Charles.....  | 1964-65   |
| Clark, Mike.....          | 2015-16   |
| Clarke, Ken.....          | 2003      |
| Collins, Jim.....         | 2002-03   |
| Coyer, Larry.....         | 2013      |
| Crumpler, Bobby.....      | 2003-09   |

### D

|                      |                  |
|----------------------|------------------|
| Day, Shane.....      | 2014-15          |
| Del Rio, Jack.....   | 2020             |
| Del Rio, Luke.....   | 2020             |
| DePaul, Bobby.....   | 1989-93          |
| Diange, Joe.....     | 1987             |
| Dickson, George..... | 1969-70, 1978-80 |
| Doll, Don.....       | 1966-70          |
| Dowhower, Rod.....   | 1990-93          |
| Dowler, Boyd.....    | 1971-72          |
| Dudley, Bill.....    | 1953             |
| Dunn, John.....      | 1984-86, 2004-05 |

### E

|                            |               |
|----------------------------|---------------|
| Edwards, George.....       | 2002-03       |
| Edwards, Glenn "Turk"..... | 1940-45, 1949 |
| Englehart, Chad.....       | 2010-19       |
| Embree, Jon.....           | 2010          |
| Evans, Dick.....           | 1955-58       |

### F

|                        |         |
|------------------------|---------|
| Fazio, Foge.....       | 2000    |
| Fewell, Perry.....     | 2015-16 |
| FitzGerald, Jeff.....  | 1998-99 |
| Flaherty, Pat.....     | 2000    |
| Flowers, Richmond..... | 2010-13 |
| Foerster, Chris.....   | 2010-14 |

### G

|                     |           |
|---------------------|-----------|
| Garber, Chip.....   | 2009      |
| Gibbs, Coy.....     | 2004-06   |
| Gibron, Abe.....    | 1960-64   |
| Gray, Jerry.....    | 2006-09   |
| Gray, Torrian.....  | 2017      |
| Grimm, Chad.....    | 2015-19   |
| Grimm, Russ.....    | 1992-2000 |
| Grudden, Deuce..... | 2017      |
| Guenther, Paul..... | 2002-03   |

### H

|                         |                  |
|-------------------------|------------------|
| Haluchak, Mike.....     | 1994-96          |
| Hanifan, Jim.....       | 1990-96          |
| Harris, Chris.....      | 2020             |
| Haslett, Jim.....       | 2010-14          |
| Hastings, John.....     | 2002-09          |
| Hayes, Tom.....         | 1995-99          |
| Hawkins, Ralph.....     | 1972-77          |
| Hefferle, Ernie.....    | 1959             |
| Helton, Kim.....        | 2002-03          |
| Henning, Dan.....       | 1981-82, 1987-88 |
| Hickman, Bill.....      | 1973-77, 1981-88 |
| Hightower, Richard..... | 2010-13          |
| Hilliard, Ike.....      | 2012, 2014-19    |
| Hilton, John.....       | 1978-80          |
| Hilyer, Jim.....        | 1975-76          |
| Hixon, Stan.....        | 2004-07          |
| Hoener, Pete.....       | 2020             |
| Holland, Lawson.....    | 2002-08          |
| Holmes, Jerry.....      | 2001             |
| Horton, Ray.....        | 1994-96, 2019    |
| Hostler, Jim.....       | 2020             |
| Huff, Sam.....          | 1969-70          |
| Hughes, Ed.....         | 1964-67          |
| Hunley, Ricky.....      | 2002             |
| Hunt, John.....         | 2002-03          |

### J

|                     |         |
|---------------------|---------|
| Jackson, Bobby..... | 1994-99 |
| Jackson, Hue.....   | 2001-03 |
| Jackson, Steve..... | 2004-11 |
| Jacobs, Ben.....    | 2020    |
| Jordan, Randy.....  | 2014-20 |

### K

|                       |         |
|-----------------------|---------|
| Kaczor, Nate.....     | 2019-20 |
| Karmelowicz, Bob..... | 1994-96 |
| Kelly, Paul.....      | 2010-20 |
| Khayat, Bill.....     | 2007-09 |
| Kilroy, Frank.....    | 1962-64 |
| Kim, Joe.....         | 2015    |
| King, Jennifer.....   | 2020    |
| Kotwica, Ben.....     | 2014-17 |
| Kuharich, Joe.....    | 1954    |

### L

|                    |                  |
|--------------------|------------------|
| LaFleur, Matt..... | 2010-13          |
| Lanham, Paul.....  | 1973-77, 1987-88 |
| Latham, Kavan..... | 2017-19          |
| Lazor, Bill.....   | 2004-07          |
| Leggett, Earl..... | 1997-99          |
| Lewy, Marv.....    | 1971-72          |
| Lavis, Marvin..... | 2002             |
| Lindsey, Dale..... | 1997-98, 2004-06 |
| Lynn, Ron.....     | 1994-96          |

# ALL-TIME ASSISTANT COACHES

## M

|                         |                  |
|-------------------------|------------------|
| Mann, Richard.....      | 2001             |
| Manusky, Greg.....      | 2001, 2016-19    |
| Marchbroda, Ted.....    | 1961-65, 1971-74 |
| Martz, Mike.....        | 1997-98          |
| Mathews, Ray.....       | 1968             |
| Matthews, Cannon.....   | 2017-19          |
| Matuszak, Marv.....     | 1977             |
| Matsko, John.....       | 2020             |
| McCardell, Keenan.....  | 2010-11          |
| McCormack, Mike.....    | 1966-72          |
| McCulley, Pete.....     | 1977             |
| McDaniel, LeCharls..... | 1997-2000        |
| McDaniel, Mike.....     | 2011-13          |
| McPeak, Bill.....       | 1959             |
| McVay, Sean.....        | 2010-16          |
| Mee, Kirk.....          | 1974-77          |
| Meeks, Ron.....         | 2000             |
| Meidt, Chris.....       | 2008-09          |
| Millner, Wayne.....     | 1946-48, 1954    |
| Mills III, Sam.....     | 2020             |
| Mitchell, Stump.....    | 2008-09          |
| Moore, Wilber.....      | 1947-50          |
| Morgan, Chris.....      | 2011-13          |
| Morris, Raheem.....     | 2012-14          |
| Morton, Chip.....       | 2002             |
| Munsey, Bret.....       | 2014-19          |
| Musgrave, Bill.....     | 2005             |

## N


|                     |         |
|---------------------|---------|
| Neri, Jerry.....    | 1952    |
| Nenaber, Brett..... | 2020    |
| Nixon, Mike.....    | 1954-58 |
| Nolan, Mike.....    | 1997-99 |
| Nunn, Robert.....   | 2003    |

## O

|                       |                    |
|-----------------------|--------------------|
| O'Connell, Kevin..... | 2017-19            |
| O'Connor, Fred.....   | 1979-80            |
| O'Hara, Chris.....    | 2017-19            |
| Olivadotti, Kirk..... | 1999-2010, 2014-17 |
| Olson, Rich.....      | 1999-2000          |

## P

|                         |         |
|-------------------------|---------|
| Palermo, John.....      | 2008-09 |
| Pardee, Jack.....       | 1973    |
| Peccatiello, Larry..... | 1981-93 |
| Peetz, Jake.....        | 2014    |
| Petitbon, Richie.....   | 1978-92 |



|                       |         |
|-----------------------|---------|
| Pendry, Joe.....      | 2001    |
| Phillips, Wes.....    | 2014-17 |
| Pleasant, Aubrey..... | 2013-16 |
| Pope, Michael.....    | 1997-99 |

## R

|                       |           |
|-----------------------|-----------|
| Ragone, Dave.....     | 2015      |
| Raines, Frank.....    | 1988-89   |
| Rauscher, Phil.....   | 2018-19   |
| Rattay, Tim.....      | 2019      |
| Raye, Jimmy.....      | 2001      |
| Reed, Max.....        | 1950      |
| Renfro, Ray.....      | 1966-67   |
| Rhodes, Ray.....      | 2000      |
| Rhyme, Jerry.....     | 1983-87   |
| Riley, Dan.....       | 1982-99   |
| Rivera, Vincent.....  | 2020      |
| Robiskie, Terry.....  | 1994-2000 |
| Rodgers, Richard..... | 2020      |
| Rodriguez, Pete.....  | 1994-97   |
| Rowe, James.....      | 2017-19   |
| Russ, Steve.....      | 2020      |
| Ryan, Rob.....        | 2019      |

## S

|                               |                  |
|-------------------------------|------------------|
| Sankal, Jake.....             | 2016-19          |
| Saunders, Al.....             | 2006-07          |
| Saunders, Bob.....            | 2006-07          |
| Scarry, Mike.....             | 1966-68          |
| Schottenheimer, Brian.....    | 2001             |
| Schottenheimer, Kurt.....     | 2001             |
| Schiotz, Matt.....            | 2001             |
| Sevier, Wayne.....            | 1981-86, 1989-93 |
| Shanahan, Kyle.....           | 2010-13          |
| Sidwell, Ed.....              | 1997-99          |
| Siemering, Larry.....         | 1953             |
| Simmons, Warren "Rennie"..... | 1981-93, 2004-08 |
| Slowik, Bob.....              | 2010-13          |
| Slowik, Bobby.....            | 2011-13          |
| Smith, Arthur.....            | 2007-08          |
| Smith, Danny.....             | 2004-12          |
| Smith, Mark.....              | 2003             |
| Smith, Sherman.....           | 2008-09          |
| Spanos, Lou.....              | 2010-11          |
| Sparano, Jim.....             | 2001             |
| Speros, Jim.....              | 1982-83          |
| Spinosa, Tony.....            | 2006             |
| Spurrier Jr., Steve.....      | 2002-03          |
| Sullivan, Joe.....            | 1971-72          |
| Stamm, Aaron.....             | 2019             |
| Stautner, Ernie.....          | 1965             |
| Stock, Mike.....              | 2001-03          |
| Storm, Todd.....              | 2020             |
| Svare, Harland.....           | 1969-70          |

## T

|                       |                           |
|-----------------------|---------------------------|
| Taylor, Charley.....  | 1981-93                   |
| Temerario, Tim.....   | 1960-65                   |
| Tereshinski, Joe..... | 1955-59                   |
| Terrell, Drew.....    | 2020                      |
| Thomas, Emmitt.....   | 1986-94                   |
| Todd, Dick.....       | 1951                      |
| Tomsula, Jim.....     | 2017-19                   |
| Torgeson, Torgy.....  | 1959-61, 1971-77, 1981-93 |
| Trgovac, Mike.....    | 2000-01                   |
| Turner, Bobby.....    | 2010-13                   |
| Turner, Scott.....    | 2020                      |
| Tuttle, Orville.....  | 1951                      |

## U

|                            |         |
|----------------------------|---------|
| Ulrich, Richard "Doc"..... | 1978-80 |
|----------------------------|---------|

## V

|                         |      |
|-------------------------|------|
| Verduzco, Jason.....    | 2000 |
| Vieselmeier, Brent..... | 2020 |

## W

|                        |         |
|------------------------|---------|
| Wachenheim, Scott..... | 2009    |
| Waldron, Shane.....    | 2017    |
| Walker, DeWayne.....   | 2004-05 |
| Waller, Charlie.....   | 1972-77 |
| Walton, Frank.....     | 1948    |
| Walton, Joe.....       | 1974-80 |
| Wetzel, Steve.....     | 1990-91 |
| Wharton, Travelle..... | 2020    |
| Williams, Gregg.....   | 2004-07 |
| Wilson, George.....    | 1965    |
| Wilson, Kirby.....     | 2000    |
| Willsey, Ray.....      | 1962-63 |
| Winner, Charley.....   | 1971-72 |
| Wright, Ray.....       | 2010-14 |

## Z

|                    |      |
|--------------------|------|
| Zampese, Ken.....  | 2020 |
| Zgonina, Jeff..... | 2020 |

## HONOR ROLL

There are currently 11 members of the team's assistant coach honor roll, which recognizes coaches with at least 10 seasons of service as an assistant in Washington.

| Coach [Years].....          | Seasons                   |
|-----------------------------|---------------------------|
| Don Breaux (17).....        | 1981-93, 2004-07          |
| Joe Bugel (15).....         | 1981-89, 2004-09          |
| Bill Hickman (13).....      | 1973-77, 1981-88          |
| Kirk Olivadotti (15).....   | 2000-10, 2014-17          |
| Larry Peccatiello (13)..... | 1981-93                   |
| Richie Petitbon (15).....   | 1978-92                   |
| Dan Riley (18).....         | 1982-99                   |
| Wayne Sevier (11).....      | 1981-86, 1989-93          |
| "Rennie" Simmons (18).....  | 1981-93, 2004-08          |
| Charley Taylor (13).....    | 1981-93                   |
| "Torgy" Torgeson (23).....  | 1959-61, 1971-77, 1981-93 |

# ALL-TIME NUMBERS

## 0

Olsewski, John, B ..... 1958-60

## 00

Bagarus, Steve, HB ..... 1945-46

## 1

Roby, Reggie, P ..... 1993-94

Turk, Matt, P ..... 1995-99

Bentley, Scott, K ..... 2000

Plackemeir, Ryan, P ..... 2008

Paulescu, Sam, P ..... 2010

Potter, John, K ..... 2013

## 2

Weil, Jack, P ..... 1987

Mojsiejenko, Ralf, P ..... 1989-90

Goodburn, Kelly, P ..... 1990-93

Murray, Eddie, K ..... 1995-2000

Forbath, Kai, K ..... 2012-15

## 3

Guglielmi, Ralph, QB ..... 1955-60

Gogolak, Charlie, K ..... 1966-68

Moseley, Mark, K ..... 1974-86

George, Jeff, QB ..... 2000-01

Hollenbach, Sam, QB ..... 2007

Smith, Hunter, P [also 17] ..... 2009

Beck, John, QB [also 12] ..... 2010

Hopkins, Dustin, K ..... 2015-19

## 4

Bragg, Mike, P ..... 1969-79

Atkinson, Jess, K ..... 1986-87

Heppner, Kris, K ..... 2000

Husted, Michael, K ..... 2000

Barker, Bryan, P ..... 2001-03

Hasselbeck, Tim, QB ..... 2004

Frost, Derrick, P ..... 2005-07

Gano, Graham, K ..... 2009-11

## 5

Knight, Curt, K ..... 1969-73

Hayes, Jeff, P ..... 1982-85

Ariri, Obed, K ..... 1987

Shuler, Heath, QB ..... 1994-96

Conway, Brett, K ..... 1998-02

Chandler, Jeff, K ..... 2004

Brennan, Colt, QB ..... 2009

McNabb, Donovan, QB ..... 2010

Cundiff, Billy, K ..... 2012

Way, Tress, P ..... 2014-19

## 6

Haji-Sheikh, Ali, K ..... 1987

Kenney, Bill, QB ..... 1989

Akers, David, K ..... 1998-99

Barnhardt, Tommy, P [also 14] ..... 2000

Matthews, Shane, QB ..... 2002

Kimrin, Ola, K ..... 2004

Suisham, Shaun, K ..... 2006-09

Bidwell, Josh, P ..... 2010

Rocca, Sav, P ..... 2011-13

Rose, Nick, K ..... 2017

Sanchez, Mark, QB ..... 2018

Woodrum, Josh, QB ..... 2019

## 7

Theismann, Joe, QB ..... 1974-85

Haskins Jr, Dwayne, QB ..... 2019

## 8

Holly, Bob, QB ..... 1982-83

Lohmiller, Chip, K ..... 1988-94

Husak, Todd, QB ..... 2000

Garcia, Jose, K ..... 2002

Hasselbeck, Tim, QB ..... 2003

Brunell, Mark, QB ..... 2004-07

Grossman, Rex, QB ..... 2010-12

Cousins, Kirk, QB [also 12] ..... 2014-17

Johnson, Josh, QB ..... 2018

Keenum, Case, QB ..... 2019

## 9

Jurgensen, Sonny, QB ..... 1964-74

## 10

Bukich, Rudy, QB ..... 1957-58

Day, Eagle, QB [also 19] ..... 1959-60

Connell, Mike, P ..... 1980-81

Schroeder, Jay, QB ..... 1984-85

Rutledge, Jeff, QB ..... 1990-92

Green, Trent, QB ..... 1995-98

Graham, Kent, QB ..... 2001

Jarrett, Craig, K ..... 2002

Hall, John, K ..... 2003-06

Bartel, Richard, QB ..... 2009

Gaffney, Jabar, WR ..... 2011

Griffin III, Robert, QB ..... 2012-15

Richardson, Paul, WR ..... 2018-19

## 11

Pinckert, Ernie, FB ..... 1937-40

Hare, Cecil, FB ..... 1941-42, 45

Florentino, Al, G ..... 1943-44

Jones, Harvey, DB ..... 1947

Wyant, Fred, QB ..... 1956

Ninowski, Jim, QB ..... 1967-68

McQuilken, Kim, QB ..... 1978-80

Rypien, Mark, QB ..... 1987-93

Weldon, Casey, QB ..... 1999

Ramsey, Patrick, QB ..... 2002-05

Espy, Mike, WR ..... 2006-07

Thomas, Devin, WR ..... 2008-10

Robinson, Aldrick, WR [also 15] ..... 2012-13

Jackson, DeSean, WR ..... 2014-16

Pryor Sr., Terrelle, WR ..... 2017

Smith, Alex, QB ..... 2018-19

## 12

Britt, Eddie, FB ..... 1937

Morgan, Boyd, HB ..... 1939-40

Goodyear, John, HB ..... 1942

Rymkus, Lou, T ..... 1943

Fuller, Larry, HB ..... 1944-45

Shoener, Herb, E. [also 84] ..... 1948-49

Gilmer, Harry, QB ..... 1948-52, 54

Ferris, Neil, DB ..... 1951-52

Johnson, Randy, QB ..... 1975-76

Mortensen, Fred, QB ..... 1979

Flick, Tom, QB ..... 1981

Laufenberg, Babe, QB [also 16] ..... 1983-85

Cox, Steve, P ..... 1985

Conklin, Cary, QB ..... 1990-93

Frerotte, Gus, QB ..... 1994-98

Banks, Tony, QB ..... 2001

Hamdan, Gibran, QB ..... 2003

Harris, Steven, WR ..... 2007

Kelly, Malcolm, WR ..... 2008-10

Beck, John [also 3] ..... 2011

Cousins, Kirk, QB [also 8] ..... 2012-13

Roberts, Andre, WR ..... 2014-15

McCoy, Colt, QB [also 16] ..... 2016-19

## 13

Justice, Ed, HB ..... 1937-42

Johnson, Larry, C ..... 1944

Monaco, Ray, G ..... 1944

Ryan, Frank, QB ..... 1969-70

Scott, Jake, S ..... 1976-78

Jacke, Chris, K ..... 1997

Thompson, Derrick, WR [also 88] ..... 2000

Armstrong, Anthony, WR ..... 2010-11

Williams, Nick, WR ..... 2013

Harris, Maurice, WR ..... 2018-18

## 14

Manton, Tillie, FB ..... 1938

Kreuger, Al, HB ..... 1941-42

Piasecky, Al, E ..... 1943-45

Miller, Tom, E ..... 1945

Farmer, Tom, HB ..... 1947-48

Cox, Billy, B [also 40] ..... 1951-52, 55

LeBaron, Eddie, QB ..... 1952-53, 55-59

Shiner, Dick, QB ..... 1964-66

Zendejas, Max, K ..... 1986

Barnhardt, Tommy, P ..... 1988

Blanchard, Cary, K ..... 1998

Johnson, Brad, QB ..... 1999-2000

Tuthill, James, K ..... 2002

Brooks, Durant, P ..... 2008

Grant, Ryan, WR ..... 2014-17

Quinn, Trey, WR ..... 2018

Harmon, Kelvin, WR ..... 2019

## 15

Barber, Jim, T ..... 1937-41

Watts, George, T ..... 1942

Sneddon, Bob, HB ..... 1944

Coupppee, Al, G ..... 1946

Hollar, John, RB ..... 1948-49

Papit, John, B [also 25] ..... 1951-53

Izo, George, QB ..... 1961-64

Kruczek, Mike, QB ..... 1980

Rae, Mike, QB ..... 1981

Robinson, Tony, QB ..... 1987

Archer, Dave, QB ..... 1988

Coleman, Greg, P ..... 1988

Hostetler, Jeff, QB ..... 1997

Collins, Todd, QB ..... 2006-09

Morgan, Joshua, WR ..... 2012-13

Robinson, Aldrick, WR [also 11] ..... 2014

Sims Jr., Steven, WR ..... 2019

## 16

Slivinski, Steve, G ..... 1939-43

Sharp, Everett, T ..... 1944-45

Steber, John, G ..... 1946-50

Dorow, Al, QB ..... 1954-56

Snead, Norm, QB ..... 1961-63

Began, Gary, QB ..... 1968-69

Petitbon, Richie, S ..... 1971-72

Laufenberg, Babe, QB [also 12] ..... 1983-85

Rubbert, Ed, QB ..... 1987

Humphries, Stan, QB ..... 1989-91

Gannon, Rich, QB ..... 1993

Query, Jeff, WR ..... 1995

Blanton, Scott, K ..... 1996-98

Peete, Rodney, QB ..... 1999

Banks, Brandon, WR ..... 2010-12

McCoy, Colt, QB [also 12] ..... 2014-15

Chesson, Jehu, WR ..... 2018

## 17

Edwards, Turk, T ..... 1937-39

Davis, Fred, T ..... 1941-42, 45

Reynolds, Mack, QB ..... 1960

Hall, Galen, QB ..... 1962

Theofilades, Harry, QB ..... 1968

Kilmer, Billy, QB ..... 1971-78

Owen, Tom, QB ..... 1982

Hart, Jim, QB ..... 1984

Batkowski, Steve, QB ..... 1985

Williams, Doug, QB ..... 1986-89

# ALL-TIME NUMBERS

|                                |         |
|--------------------------------|---------|
| Friesz, John, QB.....          | 1994    |
| Wuerffel, Danny, QB.....       | 2002    |
| Campbell, Jason, QB.....       | 2005-09 |
| Smith, Hunter, P [also 3]..... | 2010    |
| Bellamy, Josh, WR.....         | 2013    |
| Floyd, Michael, WR.....        | 2018    |
| McLaurin, Terry, WR.....       | 2019    |

## 18

|                           |         |
|---------------------------|---------|
| Michaels, Ed, G.....      | 1937    |
| Bartos, Hank, G.....      | 1938    |
| Ericksen, Carl, C.....    | 1938-39 |
| Titchenal, Bob, C.....    | 1940-42 |
| Hayden, Ken, C.....       | 1943    |
| Akins, Frank, FB.....     | 1943-46 |
| Marcus, Pete, E.....      | 1944    |
| Duckworth, Joe, E.....    | 1947    |
| Macioszczyk, Art, B.....  | 1948    |
| Berrang, Ed, E.....       | 1949-52 |
| Scarbach, Jack, QB.....   | 1953-54 |
| Wyche, Sam, QB.....       | 1971-73 |
| Austin, Terrence, WR..... | 2010-11 |
| Lewis, Lance, WR.....     | 2013    |
| Dootson, Josh, WR.....    | 2016-18 |
| Quinn, Trey, WR.....      | 2019    |

## 19

|                               |             |
|-------------------------------|-------------|
| Malone, Charley, E.....       | 1937-40     |
| Aguirre, Joe, E.....          | 1941, 43-45 |
| Pebbles, Jim, E.....          | 1946-49, 51 |
| Day, Eagle, QB [also 10]..... | 1959-60     |
| Pierce, Dan, RB.....          | 1970        |
| Shedd, Kenny, WR.....         | 2000        |
| Tupa, Tom, P.....             | 2004-05     |
| Mix, Anthony, WR.....         | 2007        |
| Stallworth, Donté, WR.....    | 2011        |
| Briscoe, Dezmon, WR.....      | 2012        |
| Ross, Rashad, WR.....         | 2015-16     |
| Davis, Robert, WR.....        | 2017-18     |

## 20

|                                |           |
|--------------------------------|-----------|
| Battles, Cliff, RB.....        | 1937      |
| Karamatic, George, HB.....     | 1938      |
| Seymour, Bob, HB.....          | 1940-45   |
| Sandifer, Dan, HB.....         | 1948-49   |
| Thomas, George, B.....         | 1950-51   |
| Rykvich, Jules, B.....         | 1952-53   |
| Rosso, George, B.....          | 1954      |
| Norris, Hal, B.....            | 1955-56   |
| Nix, Doyle, HB.....            | 1958-59   |
| Vereb, Ed, RB.....             | 1960      |
| Freeman, Bob, HB.....          | 1962      |
| Budd, Frank, WR.....           | 1963      |
| Mazurek, Fred, B.....          | 1965-66   |
| Allen, Jerry, B.....           | 1967-69   |
| Mason, Tommy, RB.....          | 1971-72   |
| Stone, Ken, S.....             | 1973-75   |
| Lavender, Joe, CB.....         | 1976-82   |
| Morton, Michael, RB.....       | 1985      |
| Welch, Herb, DB.....           | 1989      |
| Mays, Alvoid, CB.....          | 1990-94   |
| Logan, Marc, FB.....           | 1995-97   |
| Hicks, Skijp, RB.....          | 1998-2000 |
| Bates, Michael, KR.....        | 2001      |
| Morton, Chad, RB/KR.....       | 2003-04   |
| Prioleau, Pierson, S.....      | 2005-07   |
| Tryon, Justin, CB.....         | 2008-09   |
| Harris, Macho, S.....          | 2010      |
| Atogwe, Oshiomogho, S.....     | 2011      |
| Griffin, Cedric, CB.....       | 2012      |
| Minnifield, Chase, CB.....     | 2014      |
| Johnson, Jeron, S.....         | 2015      |
| Toler, Greg, CB.....           | 2016      |
| Kelley, Rob, RB [also 32]..... | 2017-18   |
| Clinton-Dix, Ha Ha, S.....     | 2018      |

|                         |      |
|-------------------------|------|
| Collins, Landon, S..... | 2019 |
|-------------------------|------|

## 21

|                                |                |
|--------------------------------|----------------|
| Olsson, Swede, G.....          | 1937-38        |
| Farman, Dick, G.....           | 1939-43        |
| Walton, Frank, G.....          | 1944-45        |
| Ward, Bill, C.....             | 1946-47        |
| Deeks, Don, T.....             | 1947           |
| Goode, Rob, B [also 39].....   | 1949-51, 54-55 |
| Barni, Roy, B.....             | 1955-56        |
| Sommer, Mike, B [also 27]..... | 1958           |
| Glick, Gary, B.....            | 1959-61        |
| Schick, Doyle, LB.....         | 1961           |
| Carr, Jim, LB.....             | 1964-65        |
| Mingo, Gene, K.....            | 1967           |
| Harold, George, B.....         | 1968           |
| Brown, Tom, DB.....            | 1969           |
| Jones, Larry, WR.....          | 1974-77        |
| Nelms, Mike, KR.....           | 1980-84        |
| Jessie, Tim, RB.....           | 1987           |
| Byner, Earnest, RB.....        | 1989-93        |
| Boykin, Todd, CB.....          | 1994           |
| Allen, Terry, RB.....          | 1995-98        |
| McMillian, Mark, CB.....       | 1999           |
| Sanders, Deion, CB.....        | 2000           |
| Smoot, Fred, CB [also 27]..... | 2001-04        |
| Taylor, Sean, S [also 36]..... | 2005-07        |

## 22

|                                   |                |
|-----------------------------------|----------------|
| Bond, Chuck, T.....               | 1937-38        |
| Zimmerman, Roy, HB.....           | 1940-42        |
| Turley, Doug, E.....              | 1944-48        |
| Dowda, Harry, B [also 44].....    | 1949-53        |
| Justice, Charlie, B.....          | 1950, 52-54    |
| Crotty, Jim, B.....               | 1960-61        |
| Jackson, Leroy, HB.....           | 1962-63        |
| Lewis, Dan, RB.....               | 1965           |
| Jackson, T.J., WR.....            | 1967           |
| Harris, Jim, DB.....              | 1970           |
| Taylor, Roosevelt, DB.....        | 1972           |
| Thomas, Mike, RB.....             | 1975-78        |
| Hardeman, Buddy, RB.....          | 1979-80        |
| Jordan, Curtis, S [also 25].....  | 1981-86        |
| Burmeister, Danny, DB.....        | 1987           |
| Morris, Jamie, RB.....            | 1988-89        |
| Bowles, Todd, S [also 23].....    | 1986-90, 92-93 |
| Thomas, Johnny, CB [also 41]..... | 1988-90, 92-94 |
| Wycheck, Frank, TE [also 36]..... | 1993-94        |
| Sutton, Eric, S.....              | 1996           |
| Williams, Jamel, S.....           | 1997-98        |
| Murrell, Adrian, RB.....          | 2000           |
| Serwanga, Kato, DB.....           | 2001-02        |
| McCullough, Sultan, RB.....       | 2003           |
| Dennis, Pat, S.....               | 2004           |
| Rogers, Carlos, CB.....           | 2005-10        |
| Barnes, Kevin, CB [also 25].....  | 2011           |
| Royster, Evan, RB [also 35].....  | 2012-13        |
| Porter, Tracy, CB.....            | 2014           |
| Everett, Deshazor, CB/S.....      | 2015-19        |

## 23

|                                |                |
|--------------------------------|----------------|
| Irwin, Don, FB.....            | 1937-40        |
| Birlem, Keith, HB.....         | 1939           |
| Madarik, Elmer, DB.....        | 1948           |
| Haynes, Hall, B.....           | 1950-55        |
| Crabb, Claude, CB.....         | 1962-63        |
| Hunter, Bill, DB.....          | 1965           |
| Owens, Brig, DB.....           | 1966-77        |
| Peters, Tony, SS.....          | 1979-82, 84-85 |
| Bowles, Todd, S [also 22]..... | 1986-90, 92-93 |
| Savage, Sebastian, CB.....     | 1995           |
| Bailey, Robert, CB.....        | 1995           |
| Barnes, Tomur, CB.....         | 1996           |
| Stevens, Matt, S.....          | 1998-2000      |
| Carter, Ki-Jana, RB.....       | 2001           |

|                           |         |
|---------------------------|---------|
| Branch, Bruce, KR.....    | 2002    |
| Jimoh, Ade, DB.....       | 2003-04 |
| Stoutmire, Omar, S.....   | 2005    |
| Vincent, Troy, CB/S.....  | 2006    |
| Stoutmire, Omar, S.....   | 2007    |
| Hall, DeAngelo, CB/S..... | 2008-17 |
| Dunbar, Quinton, CB.....  | 2018-19 |
| Love, Bryce, RB.....      | 2019    |

## 24

|   |             |
|---|-------------|
| Turner, Jay, HB.....                    | 1938-39     |
| Livingston, Howie, HB.....              | 1948-50     |
| Heath, Leon, B [also 32].....           | 1951-53     |
| Kincaid, Blackie, DB.....               | 1954        |
| Poddeley, Jim, HB.....                  | 1957-60     |
| Sample, Johnny, DB.....                 | 1963-65     |
| Rector, Ron, RB.....                    | 1966        |
| Larson, Pete, RB.....                   | 1967-68     |
| Wade, Bob, DB.....                      | 1969        |
| Malinchak, Bill, WR.....                | 1970-74, 76 |
| Thomas, Spencer, S.....                 | 1975        |
| Parrish, Lemar, CB.....                 | 1978-81     |
| Washington, Joe, RB [also 25].....      | 1981-84     |
| Washington, Anthony, CB.....            | 1983-84     |
| Bryant, Kelvin, RB.....                 | 1986-88, 90 |
| Harry, Carl, WR.....                    | 1989, 92    |
| Eilers, Pat, CB [also 25].....          | 1992-94     |
| Richard, Stanley, B.....                | 1995-98     |
| Bailey, Champ, CB.....                  | 1999-03     |
| Springs, Shawn, CB.....                 | 2004-08     |
| Davis, James, RB.....                   | 2010        |
| Gomes, DeJon, S.....                    | 2012        |
| Rambo, Bacarri, S.....                  | 2013-14     |
| Sanford, Jamarca, S.....                | 2014        |
| Ihenacho, Duke, S [also 35 and 29]..... | 2015        |
| Norman, Josh, CB.....                   | 2016-19     |

## 25

|                                      |               |
|--------------------------------------|---------------|
| Krause, Max, FB.....                 | 1937-40       |
| Dow, Ken, FB.....                    | 1941          |
| Poillon, Dick, B.....                | 1942, 46-69   |
| Seno, Frank, HB.....                 | 1943-44       |
| Doolan, John, HB.....                | 1945          |
| Brown, Hardy, B.....                 | 1950          |
| Papit, John, B [also 15].....        | 1951-53       |
| Adduci, Nick, B [also 44].....       | 1954-55       |
| Runnels, Tom, B.....                 | 1956-57       |
| Lynch, Dick, B.....                  | 1958          |
| McCabe, Dick, B.....                 | 1959          |
| Krakoski, Joe, B.....                | 1961          |
| Atkins, Pervis, HB.....              | 1964          |
| Whitfield, A.D., RB.....             | 1966-68       |
| Hull, Mike, RB.....                  | 1971-74       |
| Brown, Eddie, S.....                 | 1975-77       |
| Malone, Benny, RB.....               | 1978-79       |
| Jordan, Curtis, S [also 22].....     | 1981-86       |
| Washington, Joe, RB [also 24].....   | 1981-84       |
| Etherly, Dave, DB.....               | 1987          |
| Olliphant, Mike, RB.....             | 1988          |
| Dupard, Reggie, RB.....              | 1989-90       |
| Washington, Mickey, CB.....          | 1992          |
| Eilers, Pat, S [also 24].....        | 1992-94       |
| Carter, Tom, CB.....                 | 1993-96       |
| Denton, Tim, CB.....                 | 1998-99       |
| Greer, Donovan.....                  | 2001          |
| Bauman, Rashad, DB.....              | 2002-03       |
| Clark, Ryan, DB.....                 | 2004-05       |
| Wright, Kenny, DB.....               | 2006          |
| Green, Mike, S.....                  | 2008          |
| Barnes, Kevin, CB [also 22].....     | 2009-10       |
| Hightower, Tim, RB.....              | 2011          |
| Grant, Ryan, RB.....                 | 2012          |
| Williams, Keiland, RB [also 35]..... | 2012          |
| Clark, Ryan, S.....                  | 2014          |
| Thompson, Chris, RB [also 37].....   | 2013, 2015-19 |

# ALL-TIME NUMBERS

## 26

|                             |             |
|-----------------------------|-------------|
| Carroll, Vic, C/G.....      | 1937-42     |
| Foltz, Vernon, C.....       | 1944        |
| Lolotai, Al, T.....         | 1945        |
| Ruthstrom, Ralph, LB.....   | 1947        |
| Castiglia, Jim, B.....      | 1947-48     |
| Cochran, Tom, B.....        | 1949        |
| Spaniel, Frank, B.....      | 1950        |
| Salem, Ed, B.....           | 1951        |
| Davis, Andy, B.....         | 1953        |
| Shula, Don, DB.....         | 1957        |
| Stits, Bill, DB.....        | 1959        |
| Krause, Paul, DB.....       | 1964-67     |
| Brunet, Bob, RB.....        | 1968, 70-77 |
| Harris, Don, S.....         | 1978-79     |
| Metcalf, Terry, RB.....     | 1981        |
| Evans, Reggie, RB.....      | 1983        |
| Smith, Ricky, CB.....       | 1984        |
| Badjanek, Rick, RB.....     | 1986        |
| Wilson, Wayne, RB.....      | 1987        |
| McEwen, Craig, TE.....      | 1987-88     |
| Davis, Wayne, CB.....       | 1989-90     |
| Copeland, Danny, S.....     | 1991-93     |
| Grant, Alan, CB.....        | 1994        |
| Oliver, Muhammad, CB.....   | 1995        |
| Dishman, Cris, CB.....      | 1997-98     |
| Buckley, Curtis, CB.....    | 1999        |
| Drakeford, Tyronne, CB..... | 2000        |
| Dhaleta, Ifeanyi, S.....    | 2001-03     |
| Portis, Clinton, RB.....    | 2004-10     |
| Wilson, Josh, CB.....       | 2011-13     |
| Breeland, Bashaud, CB.....  | 2014-17     |
| Peterson, Adrian, RB.....   | 2018-19     |

## 27

|                                 |          |
|---------------------------------|----------|
| Parks, Mickey, C.....           | 1938-40  |
| Stuart, Jim, T.....             | 1941     |
| Zeno, Joe, G.....               | 1942-44  |
| Audet, Earl, T.....             | 1945     |
| Bartos, Joe, B.....             | 1950     |
| Ferris, Neil, DB.....           | 1951-52  |
| Menasco, Don, DB.....           | 1954     |
| DeCarlo, Art, B.....            | 1956-57  |
| Walters, Les, DB.....           | 1958     |
| Sommer, Mike, B.....            | 1959, 61 |
| Love, John, WR.....             | 1967     |
| Houston, Ken, S.....            | 1973-80  |
| Edwards, Brad, S.....           | 1980-93  |
| Taylor, Keith, S [also 29]..... | 1984-96  |
| Evans, Greg, S.....             | 1998     |
| Paul, Tito, CB.....             | 1999     |
| Carrier, Mark, FS.....          | 2000     |
| McClellion, Central, DB.....    | 2001     |
| Franz, Todd, DB.....            | 2002     |
| Harris, Walt, CB.....           | 2004-05  |
| Smoot, Fred, CB [also 21].....  | 2007-09  |
| Johnson, Larry, RB.....         | 2010     |

## 28

|                                |         |
|--------------------------------|---------|
| Peterson, Nels, E.....         | 1937    |
| Masterson, Bob, E.....         | 1938-43 |
| Schilling, Ralph, DE.....      | 1946    |
| Taylor, Hugh, E [also 84]..... | 1947-54 |
| Scudero, Joe, B.....           | 1954-58 |
| Rzempoluch, Ted, DB.....       | 1963    |
| Clay, Ozzie, HB.....           | 1964    |
| Smith, Dick, DB.....           | 1967-68 |
| Henderson, Jon, WR.....        | 1970    |
| Haymond, Alvin, DB.....        | 1972    |
| Mul-Key, Herb, RB.....         | 1972-74 |
| Bryant, Trent, CB.....         | 1981    |
| Crissy, Cris, WR.....          | 1981    |
| Green, Darrell, CB.....        | 1983-02 |

## 29

|   |             |
|---|-------------|
| Karcher, Jim, G.....                    | 1937-39     |
| Andrako, Steve, C.....                  | 1940-41     |
| DeCorrevant, Bill, HB.....              | 1945        |
| Britt, Oscar, G.....                    | 1946        |
| Wilde, George, HB.....                  | 1947        |
| Hartley, Howard, B.....                 | 1948        |
| Dwyer, Jack, B.....                     | 1951        |
| Barry, Paul, B.....                     | 1953        |
| Zagers, Bert, B.....                    | 1955, 57-58 |
| Vactor, Tad, CB.....                    | 1969-74     |
| Murphy, Mark, S.....                    | 1977-84     |
| Branch, Reggie, RB [also 30].....       | 1985-89     |
| Gulledge, David, S.....                 | 1992        |
| Taylor, Keith, S [also 27].....         | 1994-96     |
| Turner, Scott, CB.....                  | 1995-97     |
| Shade, Sam, S.....                      | 1999-02     |
| Franz, Todd, S.....                     | 2003-04     |
| Torrence, Leigh, CB.....                | 2006-07     |
| Holmes, Lendy, S.....                   | 2009        |
| Jones, Reggie, CB.....                  | 2010        |
| Simpson, Chad, RB.....                  | 2010        |
| Helu Jr., Roy, RB.....                  | 2011-14     |
| Culliver, Chris, CB.....                | 2015        |
| Ihenacho, Duke, S [also 35 and 24]..... | 2016        |
| Fuller, Kendall, CB [also 38].....      | 2017        |
| Guice, Derrius, RB.....                 | 2018-19     |

## 30

|                                   |                |
|-----------------------------------|----------------|
| Howell, Millard, B.....           | 1937           |
| Filchock, Frank, QB.....          | 1938-41, 44-45 |
| Juzwik, Steve, HB.....            | 1942           |
| Dunn, Coye, HB.....               | 1943           |
| Youel, Jim, QB.....               | 1946-48        |
| Sutton, Ed, B.....                | 1957-59        |
| Cunningham, Jim, FB.....          | 1961-63        |
| Briggs, Bob, B.....               | 1965           |
| Jordan, Jeff, RB.....             | 1971-72        |
| Salter, Bryant, S.....            | 1974-75        |
| Klick, Jim, RB.....               | 1977           |
| Forte, Ike, RB.....               | 1978-80        |
| Giaquinto, Nick, RB.....          | 1981-83        |
| Moore, Jeff, RB.....              | 1984           |
| Branch, Reggie, RB [also 29]..... | 1985-89        |
| Garner, Dwight, RB.....           | 1986           |
| Holman, Walter, RB.....           | 1987           |
| Mickles, Joe, RB.....             | 1989           |
| Mitchell, Brian, RB.....          | 1990-99        |
| Canidate, Trung, RB.....          | 2003           |
| Broughton, Nehemiah, RB.....      | 2005-06        |
| Landry, LaRon, S.....             | 2007-11        |
| Butler, Crezdon, CB.....          | 2012           |
| Johnson, Domanique, CB.....       | 2012           |
| Biggers, E.J., CB.....            | 2013-14        |
| Jarrett, Kyschoen, DB.....        | 2015           |
| Bruton Jr., David, S.....         | 2016           |
| Apke, Troy, CB.....               | 2018-19        |

## 31

|                                     |         |
|-------------------------------------|---------|
| Johnston, Jimmy, HB.....            | 1939-40 |
| Clair, Frank, E.....                | 1941    |
| Weldon, Larry, QB.....              | 1944-45 |
| Ehrhardt, Clyde, C.....             | 1949    |
| Bosseler, Don, FB.....              | 1957-64 |
| Kantor, Joe, B.....                 | 1966    |
| Harraway, Charley, FB.....          | 1969-73 |
| Evans, Charlie, RB.....             | 1974    |
| Jenkins, Ken, RB.....               | 1985    |
| Vaughn, Clarence, S.....            | 1987-91 |
| Clifton, Gregory, WR.....           | 1993    |
| Pounds, Darryl, CB.....             | 1995-99 |
| Terrell, David, CB.....             | 2000-03 |
| Simon, John, RB [R].....            | 2004    |
| Cartwright, Rock, FB [also 40]..... | 2005-09 |

|                              |         |
|------------------------------|---------|
| Buchanan, Phillip, CB.....   | 2010-11 |
| Meriweather, Brandon, S..... | 2012-14 |
| Jones, Matt, RB.....         | 2015-16 |
| Moreau, Fabian, CB.....      | 2017-19 |
| Wilson, Shaun, RB.....       | 2019    |

## 32

|                                |         |
|--------------------------------|---------|
| McChesney, Bob, E.....         | 1937-43 |
| Cafego, George, HB.....        | 1943    |
| Rosato, Sal, FB.....           | 1945-47 |
| Stout, Pete, B.....            | 1949-50 |
| Heath, Leon, FB [also 24]..... | 1951-53 |
| Elter, Leo, B.....             | 1955-57 |
| Wulff, Jim, B.....             | 1960-61 |
| Barnes, Billy Ray, RB.....     | 1962-63 |
| Clay, Billy, DB.....           | 1966    |
| McDonald, Ray, RB.....         | 1967-68 |
| Dyer, Henry, RB.....           | 1969-70 |
| Pardee, Jack, LB.....          | 1971-72 |
| Curtis, Mike, LB.....          | 1977-78 |
| Dean, Vernon, CB.....          | 1982-87 |
| McEwen, Craig, TE.....         | 1987-88 |
| Wilder, James, RB.....         | 1990    |
| Erwins, Ricky, RB.....         | 1991-94 |
| Thibodeaux, Keith, CB.....     | 1997    |
| Wright, Toby, CB.....          | 1999    |
| Dukes, Chad, RB.....           | 2000    |
| Bennett, Donnell, FB.....      | 2001    |
| Watson, Kenny, RB.....         | 2002    |
| Jimoh, Ade, DB.....            | 2005-06 |
| Mason, Marcus, RB.....         | 2009    |
| Russell, Anderson, S.....      | 2010    |
| Thompson, Brandyn, CB.....     | 2011    |
| Pugh, Jordan, S.....           | 2012-13 |
| Redd, Jr., Silas, RB.....      | 2014    |
| Kelley, Rob, RB [also 20]..... | 2016    |
| Perine, Samaje, RB.....        | 2017-18 |
| Moreland, Jimmy, CB.....       | 2019    |

## 33

|                       |         |
|-----------------------|---------|
| Baugh, Sammy, QB..... | 1937-52 |
|-----------------------|---------|

-- Number retired --

## 34

|                             |          |
|-----------------------------|----------|
| Hartman, Bill, HB.....      | 1938     |
| German, Jimmy, QB.....      | 1939     |
| Sanford, Haywood, E.....    | 1940     |
| Micka, Mike, FB.....        | 1944     |
| Gaffney, Jim, B.....        | 1946     |
| Quirk, Ed, FB.....          | 1948-51  |
| Cloud, John, B.....         | 1952-53  |
| Smith, Jim, DB.....         | 1968     |
| Green, Tony, RB.....        | 1978     |
| Hammond, Bobby, RB.....     | 1979-80  |
| Williams, Kevin, CB.....    | 1985, 88 |
| Davis, Brian, CB.....       | 1987-90  |
| Kimble, Garry, DB.....      | 1987     |
| Hoage, Terry, S.....        | 1991     |
| Bayless, Martin, S.....     | 1994     |
| Kitts, Jim, FB.....         | 1998     |
| Symonette, Josh, S.....     | 2000     |
| Metcalf, Eric, PR/RB.....   | 2001     |
| Lott, Andre, S.....         | 2002-04  |
| Patterson, Dimitri, DB..... | 2005     |
| Eubanks, John, CB.....      | 2006-07  |
| Westbrook, Byron, CB.....   | 2009-10  |
| Robinson, Trenton, S.....   | 2013-15  |
| Brown, Mack, RB.....        | 2016-17  |
| Marshall, Byron, RB.....    | 2017-18  |
| Smallwood, Wendell, RB..... | 2019     |

## 35

|                        |             |
|------------------------|-------------|
| Smith, Riley, QB.....  | 1937-38     |
| Moore, Wilbur, HB..... | 1939-46     |
| Dudley, Bill, B.....   | 1950-51, 53 |

# ALL-TIME NUMBERS

|   |         |
|---|---------|
| Casares, Rick, RB.....                  | 1965    |
| Looney, Joe Don, RB.....                | 1966-67 |
| Hill, Calvin, RB.....                   | 1976-77 |
| Deloplane, Jack, RB.....                | 1978    |
| Perrin, Lonnie, RB.....                 | 1979    |
| Claitt, Rickey, RB.....                 | 1980-81 |
| Griffin, Keith, RB.....                 | 1984-85 |
| Mayhew, Martin, CB.....                 | 1989-92 |
| Evans, Leomont, CB.....                 | 1996-99 |
| Jospeh, Ricot, DB.....                  | 2002    |
| Doering, Jason, S.....                  | 2004    |
| Morton, Christian, DB.....              | 2005    |
| Ganther, Quinton, RB.....               | 2009    |
| Williams, Keiland, RB.....              | 2010    |
| Royster, Evan, RB [also 22].....        | 2011    |
| Jones, David, CB.....                   | 2012    |
| Ihenacho, Duke, S [also 24 and 29]..... | 2014    |
| Rogers, Justin, CB [also 38].....       | 2015    |
| Phillips, Dashawn, CB.....              | 2015-16 |
| Nicholson, Montae, S.....               | 2017-19 |

## 36

|                                   |         |
|-----------------------------------|---------|
| Wilkin, Willie, T.....            | 1939-43 |
| Harris, Henry, T.....             | 1947-48 |
| Drazenovich, Chuck, LB.....       | 1950-59 |
| Hatcher, Ron, RB.....             | 1962    |
| Tracy, Tom, RB.....               | 1963-64 |
| Barrington, Tom, RB.....          | 1966    |
| Nelson, Ralph, RB.....            | 1975    |
| Moss, Eddie, RB.....              | 1977    |
| Smith, Timmy, RB.....             | 1987-88 |
| Cofer, Joe, DB.....               | 1987    |
| Wycheck, Frank, TE [also 22]..... | 1993-94 |
| Bell, William, FB.....            | 1994-96 |
| Maston, Le'Shai, FB.....          | 1998    |
| Taylor, Sean, S [also 21].....    | 2004    |
| Duckett, T.J., RB.....            | 2006    |
| Broughton, Nehemiah, RB.....      | 2007    |
| Williams, Eddie.....              | 2009    |
| Young, Darrel, FB.....            | 2010-15 |
| Cravens, Su'a, S.....             | 2016    |
| Swearinger, D.J., S.....          | 2017-18 |
| Ferguson, Josh, RB.....           | 2019    |

## 37

|                                    |             |
|------------------------------------|-------------|
| Young, Bill, T.....                | 1937-42, 46 |
| Pasqua, Joe, T.....                | 1943        |
| Watson, Jim, C.....                | 1945        |
| Tereshinski, Joe, E.....           | 1947-54     |
| Lockett, J.W., FB.....             | 1964        |
| Fischer, Pat, DB.....              | 1968-77     |
| Cherry, Raphael, S.....            | 1985        |
| Williams, Kevin, CB.....           | 1985-88     |
| Curtis, Travis, CB.....            | 1988, 91    |
| Riggs, Gerald, RB.....             | 1989-91     |
| Morrison, Darryl, S [also 38]..... | 1993-96     |
| Smith, Cedric, FB.....             | 1994-95     |
| Washington, James, S.....          | 1996        |
| Campbell, Jesse, S.....            | 1997-98     |
| Centers, Larry, FB.....            | 1999-2000   |
| Doughty, Reed, S.....              | 2006-13     |
| Thompson, Chris, RB [also 25]..... | 2014        |
| Harris, Jeremy, CB.....            | 2015        |
| Smithson, Fish, CB.....            | 2017        |
| Stroman, Greg, CB.....             | 2018-19     |
| Sensabaugh, Coty, CB.....          | 2019        |

## 38

|                          |          |
|--------------------------|----------|
| Smith, Ben, E.....       | 1937     |
| Bradley, Hal, E.....     | 1938     |
| Fisher, Bob, T.....      | 1940     |
| Aldrich, Ki, C.....      | 1942     |
| Jenkins, Jacque, FB..... | 1943, 46 |
| Conkright, Bill, C.....  | 1943     |
| Dye, Les, E.....         | 1944-45  |

|                                    |         |
|------------------------------------|---------|
| Goodnight, Clyde, DB.....          | 1949-50 |
| Martin, Jim, K.....                | 1964    |
| Seedborg, John, K.....             | 1965    |
| Casares, Rick, RB.....             | 1965    |
| Willis, Larry, S.....              | 1973    |
| Smith, Larry, RB.....              | 1974    |
| Harmon, Clarence, RB.....          | 1977-82 |
| Rogers, George, RB.....            | 1985-87 |
| Reaves, Williard, RB.....          | 1989    |
| Morrison, Darryl, S [also 37]..... | 1993-96 |
| Frisch, David, TE [also 80].....   | 1997    |
| Gillespie, Robert, RB.....         | 2002    |
| Macklin, David, CB.....            | 2007    |
| Rashad, Sha'reff, S.....           | 2010    |
| Ducro, Greg, CB.....               | 2014    |
| Rogers, Justin, CB [also 35].....  | 2014    |
| Goldson, Dashon, S.....            | 2015    |
| Fuller, Kendall, CB [also 29]..... | 2016    |
| Holsey, Joshua, CB.....            | 2017-18 |
| Thomas, Simeon, CB.....            | 2019    |
| Webster, Kayvon, CB.....           | 2019    |

## 39

|                               |                |
|-------------------------------|----------------|
| Kawal, Ed, C.....             | 1937           |
| Stralka, Clem, C.....         | 1938-42, 45-46 |
| Hanna, Zip, G.....            | 1945           |
| Buksar, George, B.....        | 1951-52        |
| Sykes, Bob, B.....            | 1952           |
| Goode, Rob, RB [also 21]..... | 1949-51, 54-55 |
| Francis, Dave, B.....         | 1963           |
| Hughley, George, B.....       | 1965           |
| Wonsley, Otis, RB.....        | 1981-85        |
| Lane, Skip, S.....            | 1987           |
| Green, Robert, RB.....        | 1992           |
| Rush, Tyrone, RB.....         | 1994           |
| Fox, Vernon, S.....           | 2006-07        |
| Crawford, Richard, CB.....    | 2012           |
| Amerson, David, CB.....       | 2013-15        |
| Thomas, Pierre, RB.....       | 2015           |
| Whitner Sr., Donte, S.....    | 2016           |
| McClure, Stefan, S.....       | 2017           |
| Bibbs, Kapri, RB.....         | 2017           |
| Alexander, Adonis, CB.....    | 2018           |
| Reaves, Jeremy, S.....        | 2019           |

## 40

|                                     |             |
|-------------------------------------|-------------|
| Millner, Wayne, E.....              | 1936-41, 45 |
| Kovatch, John, E.....               | 1942, 46    |
| Ribar, Frank, G.....                | 1943        |
| Cox, Billy, B [also 14].....        | 1951-52, 55 |
| Lowe, Gary, B.....                  | 1956-57     |
| Hornor, Sam, DB.....                | 1960-61     |
| Sanders, Lonnie, DB.....            | 1963-67     |
| Martin, Aaron, DB.....              | 1968        |
| Kopay, Dave, RB.....                | 1969-70     |
| Nock, George, RB.....               | 1972        |
| Hyatt, Fred, WR.....                | 1973        |
| Cunningham, Doug, RB.....           | 1974        |
| Anderson, Bob, RB.....              | 1975        |
| Hall, Windlan, S.....               | 1977        |
| Jackson, Wilbur, RB.....            | 1980-82     |
| Smith, Jimmy, RB.....               | 1984        |
| Kane, Rick, RB.....                 | 1984        |
| Walton, Alvin, S.....               | 1986-91     |
| Brooks, Reggie, RB.....             | 1993-95     |
| Cartwright, Rock, FB [also 31]..... | 2002-04     |
| Archuletta, Adam, S.....            | 2006        |
| Brown, Andre, RB.....               | 2010        |
| Choice, Tashard, RB.....            | 2011        |
| Nelson, Kyle, LS.....               | 2013        |
| Okoro, Kenny, CB.....               | 2014        |
| Williams, Cary, CB.....             | 2015        |
| Harvey-Clemons, Josh, LB.....       | 2017-19     |

## 41

|                                   |                |
|-----------------------------------|----------------|
| Krause, Red, C.....               | 1938           |
| Todd, Dick, RB.....               | 1939-42, 45-48 |
| Stasica, Leo, HB.....             | 1943           |
| Wells, Billy, B.....              | 1954, 56-57    |
| Watson, Sid, B.....               | 1958           |
| Hudson, Bob, LB.....              | 1959           |
| Steffen, Jim, DB.....             | 1961-65        |
| Bass, Mike, CB.....               | 1969-75        |
| Carpenter, Brian, CB.....         | 1983-84        |
| Morrison, Tim, CB.....            | 1986-87        |
| Woodberry, Dennis, DB.....        | 1987-88        |
| Thomas, Johnny, CB [also 22]..... | 1988-90, 92-94 |
| Mandeville, Chris, DB.....        | 1989           |
| Crutchfield, Buddy, CB.....       | 1998           |
| Harrison, Lloyd, CB.....          | 2000           |
| Bowen, Matt, S.....               | 2003-05        |
| Kozlowski, Brian, TE.....         | 2004-07        |
| Moore, Kareem, S.....             | 2008-10        |
| Williams, Madieu, S.....          | 2012           |
| Thomas, Phillip, S.....           | 2014           |
| Blackmon, Will, CB/S.....         | 2015-16        |
| Peters, Otha, LB.....             | 2017           |
| Johnson, Danny, CB.....           | 2018-19        |

## 42

|                             |         |
|-----------------------------|---------|
| Tuckey, Dick, FB.....       | 1938    |
| Hare, Ray, QB.....          | 1940-43 |
| North, Jim, T.....          | 1944    |
| Adams, John, T.....         | 1945-49 |
| Sebek, Nick, QB.....        | 1950    |
| Alban, Dick, B.....         | 1952-55 |
| Planutis, Jerry, B.....     | 1956    |
| Anderson, Bill, E.....      | 1958-63 |
| Taylor, Charley, RB-WR..... | 1964-77 |

## 43

|                          |             |
|--------------------------|-------------|
| Kahn, Eddie, G.....      | 1937        |
| Bond, Randall, QB.....   | 1938        |
| Cifers, Ed, T.....       | 1941-42, 46 |
| Campofreda, Nick, C..... | 1944        |
| Barber, Ernie, C.....    | 1945        |
| Szafaryn, Len, T.....    | 1949        |
| Williams, John, B.....   | 1952-53     |
| Janowicz, Vic, B.....    | 1954-55     |
| Haley, Dick, B.....      | 1959-60     |
| Kerr, Jim, DB.....       | 1961-62     |
| Walters, Tom, DB.....    | 1964-67     |
| Brown, Larry, RB.....    | 1969-76     |

## 44

|                                |                |
|--------------------------------|----------------|
| Farkas, Andy, FB.....          | 1938-44        |
| Ananis, Vito, B.....           | 1945           |
| Condit, Merle, HB.....         | 1945           |
| Garzoni, Mike B.....           | 1947           |
| Roussos, Mike, T.....          | 1948-49        |
| Dowda, Harry, B [also 22]..... | 1949-53        |
| Adduci, Nick, B [also 25]..... | 1954-55        |
| Thurlow, Steve, RB.....        | 1966-68        |
| Severson, Jeff, DB.....        | 1972           |
| Denson, Moses, RB.....         | 1974-75        |
| Riggins, John, RB.....         | 1976-79, 81-85 |

## 45

|                              |             |
|------------------------------|-------------|
| Russell, Bo, T.....          | 1939-40     |
| Hoffman, Bob, RB.....        | 1940-41     |
| Beinor, Ed, T.....           | 1942        |
| Lapka, Ted, E.....           | 1943-44, 46 |
| McKee, Paul, E.....          | 1947-48     |
| Stovall, Dick, C.....        | 1949        |
| Baker, Sam, K [also 49]..... | 1953, 56-59 |
| Felton, Ralph, B.....        | 1954-60     |
| Duncan, Leslie, DB.....      | 1971-74     |
| Williams, Gerard, DB.....    | 1976-78     |

# ALL-TIME NUMBERS

|                                  |                  |
|----------------------------------|------------------|
| White, Jeris, CB                 | 1980-82          |
| Wilburn, Barry, CB               | 1985-89          |
| Johnson, Sidney, CB              | 1990-92          |
| Walker, Brian, S                 | 1996             |
| Sellers, Mike, TE                | 1998-2000, 04-05 |
| Royal, Robert, TE (IR)           | 2002             |
| Simon, John, RB                  | 2003             |
| Sellers, Mike, FB                | 2006-11          |
| Murphy, Jerome, CB               | 2012-13          |
| Evans, Josh, S                   | 2016             |
| Robertson, Pete, LB              | 2017             |
| Rodgers-Cromartie, Dominique, CB | 2019             |
| Burton, Michael, FB              | 2019             |

## 46

|                              |         |
|------------------------------|---------|
| Young, Roy, T                | 1938    |
| Spirida, John, E             | 1939    |
| Barta, Jack, B               | 1941    |
| Gentry, Lee, HB              | 1941    |
| Gibson, Joe, E               | 1943    |
| Natowich, Andy, HB           | 1944    |
| Bedore, Tom, C               | 1944    |
| Ungerer, Joe, T              | 1944-45 |
| Steen, Paul, T               | 1946    |
| Sommer, Jack, C              | 1947    |
| Doll, Don, DB                | 1953    |
| Atkeson, Dale, B             | 1954-56 |
| Hackbart, Dale, DB           | 1961-63 |
| Harris, Rickie, DB           | 1965-70 |
| Grant, Frank, WR             | 1973-78 |
| McDaniel, LeCharis, CB       | 1981-82 |
| Sanders, Ricky, WR (also 83) | 1986-93 |
| Mitchell, Mike, CB           | 1987    |
| Woodberry, Dennis, CB        | 1987-88 |
| Betts, Ladell, RB            | 2002-09 |
| Torain, Ryan, RB             | 2010-11 |
| Morris, Alfred, RB           | 2012-15 |
| Daniels, LeShun, RB          | 2017    |
| Bibbs, Kapri, RB             | 2018    |
| Smith, Maurice, CB           | 2019    |

## 47

|                                  |                |
|----------------------------------|----------------|
| Smith, George, C                 | 1937, 41-43    |
| Keenan, Jack, T                  | 1944-45        |
| Williamson, Ernie, T             | 1947           |
| Butkus, Carl, T                  | 1948           |
| Niemi, Laurie, T                 | 1949-53        |
| James, Dick, B                   | 1956-63        |
| Shorter, Jim, DB                 | 1964-67        |
| Roberts, Walter, WR              | 1969-70        |
| Thomas, Duane, RB                | 1973-74        |
| Waddy, Ray, CB                   | 1979-80        |
| Williams, Greg, FS               | 1982-85        |
| Thomas, Johnny, CB (also 22, 41) | 1988-90, 92-94 |
| Bowie, Larry, FB                 | 1986-99        |
| Johnson, Bryan, FB               | 2000-03        |
| Cooley, Chris, TE                | 2004-12        |
| Davis, Akeem, S                  | 2014           |
| Dunbar, Quinton, CB              | 2015-17        |
| Colvin, Aaron, CB                | 2019           |

## 48

|                    |          |
|--------------------|----------|
| Whited, Marvin, B  | 1942, 45 |
| Leon, Tony, G      | 1943     |
| Pressley, Leo, C   | 1945     |
| Edwards, Weldon, T | 1948     |
| Hendren, Bob, T    | 1949-51  |
| Hecker, Norb, DB   | 1955-57  |
| Scottie, Ben, DB   | 1959-61  |
| Elmore, Doug, B    | 1962     |
| Coia, Angelo, WR   | 1964-65  |
| Burrell, John, WR  | 1966-67  |
| Jaqua, Jon, CB     | 1970-72  |
| Coffey, Ken S      | 1983-86  |

|                              |          |
|------------------------------|----------|
| Gage, Steve, S               | 1987-88  |
| Curtis, Travis, CB (also 37) | 1988, 91 |
| Whisenhunt, Ken, TE          | 1990     |
| Davis, Stephen, RB           | 1996-02  |
| Ware, Kevin, TE              | 2003     |
| White, Manuel, HB            | 2005     |
| Horton, Chris, S             | 2008-10  |
| Bernstine, Jordan, S         | 2012     |
| Gumbs, Jose, S               | 2013     |
| Trail, Lynden, LB            | 2016     |
| Ogunbowale, Dare, RB         | 2017     |
| Ladler, Kenny, S             | 2018     |

## 49

|                         |             |
|-------------------------|-------------|
| Meade, Jim, HB          | 1939-40     |
| Koniszewski, John, T    | 1945-46, 48 |
| Sanchez, John, T        | 1947-49     |
| Veruto, Sam, B          | 1952        |
| Baker, Sam, P (also 45) | 1953, 56-59 |
| Monachino, Jim, B       | 1955        |
| Brewer, Billy, B        | 1960        |
| Mitchell, Bobby, RB     | 1962-68     |
| Stephens, Leonard, TE   | 2002        |

## 50

|                                |                |
|--------------------------------|----------------|
| Nussbaumer, Bob, E             | 1947-48        |
| Ullinski, Harry, C (also 56)   | 1950-51, 53-56 |
| Hageman, Fred, C               | 1961-64        |
| Adams, Willie, LB              | 1965-66        |
| Baughan, Maxie, LB             | 1971-74        |
| Wysocki, Pete, LB              | 1975-80        |
| Kubin, Larry, LB               | 1982-84        |
| Caldwell, Ravin, LB            | 1987-92        |
| Kimmel, Jon, LB                | 1987           |
| Rose, Carlton, LB              | 1987           |
| Myslinski, Tom, G              | 1992           |
| Raab, Marc, C                  | 1993           |
| Brownlow, Darrick, LB          | 1995-96        |
| Smith, Derek M., LB            | 1997-2000      |
| Jones, Robert, LB              | 2001           |
| Moore, Larry, C                | 2002-03        |
| Campbell, Khary, LB            | 2004-08        |
| Williams, Edwin, C/G           | 2009           |
| Jackson, Rob, LB (also 91, 98) | 2010-13        |
| Miller, Gabe, LB               | 2014           |
| Spaight, Martrell, LB          | 2015-17        |
| Odum, Chris, LB                | 2019           |

## 51

|                            |             |
|----------------------------|-------------|
| Shugart, Clyde, G          | 1939-43     |
| Merkle, Ed, G              | 1944        |
| Lennon, Reid, G            | 1945        |
| Boensch, Fred, G           | 1947-48     |
| Momsen, Tony, C            | 1952        |
| Schrader, Jim, C           | 1954, 56-61 |
| Kelley, Gordon, LB         | 1962-63     |
| Reger, John, LB            | 1964-66     |
| Williams, Sid, LB          | 1967        |
| Didion, John, LB           | 1969        |
| Grant, Bob, LB             | 1971        |
| Ryczek, Dan, C             | 1973-75     |
| Harris, Joe, LB            | 1977        |
| Coleman, Monte, LB         | 1979-94     |
| Ponds, Antwaune, LB        | 1998        |
| Francis, James, LB         | 1999        |
| Fischer, Mark, C (also 60) | 2000-01     |
| Jones, Rod, G, (IR)        | 2002        |
| Smith, Clifton, LB         | 2003        |
| Barnes, Brandon, LB        | 2004        |
| McNeil, Nick, LB           | 2005        |
| Fincher, Alfred, LB        | 2008        |
| Henson, Robert, LB         | 2009-10     |
| Fox, Keyaron, LB           | 2011        |
| Wilson, Chris, LB          | 2012        |
| Jenkins, Brandon, LB       | 2013        |

|                             |         |
|-----------------------------|---------|
| Compton, Will, LB (also 53) | 2014-17 |
| Dion-Hamilton, Shaun, LB    | 2018-19 |

## 52

|                             |                  |
|-----------------------------|------------------|
| Gilmer, Harry, QB (also 12) | 1948-52, 54      |
| Allen, John, C              | 1955-58          |
| Butsko, Harry, LB           | 1963             |
| Morgan, Mike, LB            | 1968             |
| Hamlin, Gene, C             | 1970             |
| Pergine, John, LB           | 1973-75          |
| Olkewicz, Neal, LB          | 1979-89          |
| Elliott, Matt, C            | 1992             |
| Raymer, Cory, C             | 1995-01, 2004-05 |
| Marshall, Lemar, LB         | 2002-03          |
| McIntosh, Rocky, LB         | 2006-11          |
| Robinson, Keenan, LB        | 2012-15          |
| Garvin, Terence, LB         | 2016             |
| Anderson, Ryan, DE          | 2017-19          |

## 53

|                             |               |
|-----------------------------|---------------|
| Deal, Rufus, FB             | 1942          |
| Smith, Jack, E              | 1943          |
| Ucovich, Mitch, T           | 1944          |
| DeMao, Al, C                | 1945-53       |
| Torgeson, Torry, LB         | 1955-57       |
| Roehnel, Bill, LB           | 1960          |
| Pellegrini, Bob, LB         | 1962-65       |
| Jackson, Steve, LB          | 1966-67       |
| McLinton, Harold, LB        | 1969-78       |
| Bostic, Jeff, C             | 1980-93       |
| Patton, Marcus, LB          | 1995-97       |
| Mason, Eddie, LB            | 1999-2000, 02 |
| Green, Donny, LB            | 2001          |
| Clemons, Chris, LB          | 2003          |
| Washington, Marcus, LB      | 2004-08       |
| Kehl, Bryan, LB             | 2012-13       |
| Compton, Will, LB (also 51) | 2013          |
| Jeffcoat, Jackson, LB       | 2014-15       |
| Brown, Zach, LB             | 2017-18       |
| Bostic, Jon, LB             | 2019          |

## 54

|                        |           |
|------------------------|-----------|
| Corbitt, Don, C        | 1948      |
| Cudzik, Walt, C        | 1954      |
| Fulcher, Bill, LB      | 1956-58   |
| Croftcheck, Don, G     | 1965-66   |
| Roussel, Tom, LB       | 1968-70   |
| Kuziel, Bob, C         | 1975-80   |
| Turner, Kevin, LB      | 1981      |
| Cronan, Peter, LB      | 1981-85   |
| Krakoski, Joe, LB      | 1986      |
| Gouveia, Kurt, LB      | 1987-94   |
| Cowne, Joh, C          | 1987      |
| Catanho, Al, LB        | 1996      |
| Schrader, Greg, LB     | 1997-2000 |
| Brandt, David, G       | 2001      |
| Trotter, Jeremiah, LB  | 2002-03   |
| Blades, H.B., LB       | 2007-10   |
| Snow, Justin, LB       | 2012      |
| Tapp, Darryl, LB       | 2013      |
| Jordan, Akeem, LB      | 2014      |
| Williams, Trevardo, LB | 2014      |
| Foster, Mason, LB      | 2015-18   |
| Humphrey, Myles, LB    | 2019      |
| Orchard, Nate, LB      | 2019      |

## 55

|                      |                |
|----------------------|----------------|
| Aldrich, Ki, C       | 1941-43, 45-46 |
| Crisler, Harold, E   | 1948-49        |
| Ricca, Jim, C        | 1951-54        |
| Miller, Allen, LB    | 1962-63        |
| Hamburger, Chris, LB | 1965-78        |
| Kaufman, Mel, LB     | 1981-88        |
| Collins, Andre, LB   | 1990-94        |
| Uhlenhake, Jeff, C   | 1996-97        |

# ALL-TIME NUMBERS

|                                      |         |
|--------------------------------------|---------|
| Hamilton, Malcolm, LB (also 58)..... | 1998-99 |
| Strickland, Fred, LB.....            | 1999    |
| Mitchell, Kevin, LB.....             | 2000-03 |
| Barrow, Mike, LB (IR).....           | 2004    |
| Taylor, Jason, DE.....               | 2008    |
| Bowen, Alvin, LB.....                | 2009    |
| White, Markus, LB.....               | 2011-12 |
| Barnett, Nick, LB.....               | 2013    |
| Hayward, Adam, LB.....               | 2014    |
| Moody, Nick, LB.....                 | 2016    |
| Carter, Chris, LB.....               | 2017    |
| Dunn, Casey, C.....                  | 2018    |
| East, Andrew, LS.....                | 2018    |
| Dunn, Casey, C.....                  | 2019    |
| Holcomb, Cole, LB.....               | 2019    |

## 56

|                                   |                |
|-----------------------------------|----------------|
| Avery, Don, T.....                | 1946-47        |
| Ullinski, Harry, C (also 50)..... | 1950-51, 53-56 |
| Woodward, Dick, C.....            | 1952           |
| Brueckman, Charley, C.....        | 1958           |
| Kuchta, Frank, C.....             | 1959           |
| Beatty, Ed, C.....                | 1961           |
| Hauss, Len, C.....                | 1964-77        |
| Peiffer, Dan, C.....              | 1980           |
| Lowry, Quentin, LB.....           | 1981-83        |
| Junkin, Trey, LB.....             | 1984           |
| Daniels, Calvin, LB.....          | 1986           |
| Coyle, Eric, C.....               | 1987-88        |
| Bonner, Brian, LB.....            | 1989           |
| Myslinski, Tom, G (also 50).....  | 1992           |
| Hamilton, Rick, LB.....           | 1993-94        |
| Anderson, Erick, LB.....          | 1994-95        |
| Fox, Dion, LB.....                | 1995           |
| Burnett, Chester, LB.....         | 1998           |
| Arrington, LaVar, LB.....         | 2000-05        |
| Gatewood, Curtis, LB.....         | 2009           |
| Riley, Jr., Perry, LB.....        | 2010-15        |
| Sullivan, John, C.....            | 2016           |
| Vigil, Zach, LB (also 59).....    | 2017-18        |
| Foster, Reuben, LB.....           | 2019           |

## 57

|                               |         |
|-------------------------------|---------|
| Stacco, Ed, T.....            | 1948    |
| Badaczewski, John, G.....     | 1949-51 |
| Khayat, Ed, DT (also 79)..... | 1962-63 |
| Crossan, Dave, C.....         | 1965-69 |
| O'Dell, Stu, LB.....          | 1974-76 |
| Milot, Rich, LB.....          | 1979-87 |
| Copeland, Anthony, LB.....    | 1987    |
| Graham, Don, LB.....          | 1989    |
| Kirk, Randy, LB.....          | 1990    |
| Millen, Matt, LB.....         | 1991    |
| Bingham, Guy, C.....          | 1992-93 |
| Harvey, Ken, LB.....          | 1994-98 |
| Leeuwenburg, Jay, G.....      | 2000    |
| Curry, Donte, LB.....         | 2001    |
| Grant, Orantes, LB.....       | 2002-03 |
| Clemons, Chris, LB.....       | 2004    |
| Holdman, Warrick, LB.....     | 2005-06 |
| Godfrey, Randall, LB.....     | 2007    |
| Sundberg, Nick, LS.....       | 2010-19 |

## 58

|                           |         |
|---------------------------|---------|
| Nobile, Leo, C.....       | 1947    |
| Katrishen, Mike, T.....   | 1948-49 |
| Burman, George, C/G.....  | 1971    |
| Varty, Mike, LB.....      | 1973    |
| Hover, Don, LB.....       | 1979-79 |
| Weaver, Charlie, LB.....  | 1981    |
| Anderson, Stuart, LB..... | 1982-85 |
| Burks, Shawn, LB.....     | 1986    |
| Jones, David, C.....      | 1987    |
| Windham, David, LB.....   | 1987    |
| Marshall, Wilber, LB..... | 1988-92 |

|                                       |         |
|---------------------------------------|---------|
| Banks, Carl, LB.....                  | 1993    |
| Alexander, Patrise, LB.....           | 1996-98 |
| Givens, Reggie, LB.....               | 2000    |
| Pierce, Antonio, LB.....              | 2001-04 |
| Clemons, Chris, LB.....               | 2005    |
| Posey, Jeff, LB.....                  | 2006    |
| Sinclair, Matt, LB.....               | 2007-08 |
| Cook, Erik, C/G.....                  | 2010-11 |
| Addison, Mario, LB.....               | 2012    |
| Hull, Josh, LB.....                   | 2013    |
| Beauharnais, Steve, LB (also 90)..... | 2014    |
| Davis, Ja'Gared, LB.....              | 2014    |
| Galette, Junior, LB.....              | 2017    |

## 59

|                                 |         |
|---------------------------------|---------|
| Carroll, Jim, LB (also 60)..... | 1966-68 |
| Dusek, Brad, LB.....            | 1974-81 |
| Youngblood, Jim, LB.....        | 1984    |
| Keating, Chris, LB.....         | 1985    |
| Snipes, Angelo, LB.....         | 1986    |
| Paine, Jeff, LB.....            | 1986    |
| Hitchcock, Ray, C.....          | 1987    |
| Wilson, Eric, LB.....           | 1987    |
| Scully, Mike, C.....            | 1988    |
| Harbour, Dave, C.....           | 1988-89 |
| Brantley, John, LB.....         | 1992-93 |
| Sedoris, Chris, C.....          | 1996    |
| Barber, Shawn, LB.....          | 1998-01 |
| Brown, Wilbert, OL.....         | 2002    |
| McCune, Robert, LB.....         | 2005    |
| Fletcher, London, LB.....       | 2007-13 |
| Fields, Carlos, LB.....         | 2015    |
| Plummer, Terrance, LB.....      | 2015    |
| Lovato, Rick, LS.....           | 2016    |
| Vigil, Zack, LB (also 56).....  | 2016    |

## 60

|                                   |             |
|-----------------------------------|-------------|
| Jaffurs, John, G.....             | 1946        |
| Gray, Bill, G.....                | 1947-48     |
| Sobolenski, Joe, G.....           | 1949        |
| Brown, Buddy, G.....              | 1951-52     |
| Berschet, Buddy, G.....           | 1951-52     |
| Stanfel, Dick, G.....             | 1956-58     |
| Khayat, Bob, G/K.....             | 1960, 62-63 |
| Carroll, Jim, LB (also 59).....   | 1966-68     |
| Wilbur, John, G.....              | 1971-74     |
| Simmons, Roy, G.....              | 1983        |
| Turner, J.T., G.....              | 1984        |
| McQuaid, Dan, T.....              | 1985-87     |
| Wooten, Mike, C.....              | 1987        |
| Stokes, Fred, DE.....             | 1989-92     |
| Huntington, Greg, C.....          | 1993        |
| Fischer, Mark, C (also 51).....   | 1998-99     |
| Samuels, Chris, T.....            | 2000-09     |
| Black, Jordan, T.....             | 2012        |
| Long, Spencer, G (also 61).....   | 2014        |
| de la Puente, Brian, C.....       | 2015        |
| Painter, Vinston, OL.....         | 2016        |
| Kouandjio, Arie, G (also 74)..... | 2017-18     |

## 61

|                          |         |
|--------------------------|---------|
| DeFruiter, Bob, B.....   | 1945-47 |
| Pepper, Gene, G.....     | 1950-53 |
| O'Brien, Fran, T.....    | 1960-66 |
| Avery, Jim, E.....       | 1966    |
| Bandy, Don, G.....       | 1967-68 |
| Johnson, Dennis, DT..... | 1974-77 |
| Jones, Melvin, G.....    | 1981    |
| Huff, Ken, G.....        | 1983-85 |
| Kehr, Rick, G.....       | 1987    |
| Scissum, Willard, G..... | 1987    |
| Adickes, Mark, G.....    | 1990-91 |
| Smith, Vernice, G.....   | 1993-95 |
| Batiste, Michael, G..... | 1998    |
| Rabach, Casey, C.....    | 2005-10 |

|                                 |         |
|---------------------------------|---------|
| Long, Spencer, G (also 60)..... | 2015-17 |
| Parris, Timon, G.....           | 2018-19 |

## 62

|                                    |                |
|------------------------------------|----------------|
| Witucki, Casimir, G (also 63)..... | 1950-51, 53-56 |
| Boll, Don, T.....                  | 1953-59        |
| Nisby, John, G.....                | 1962-64        |
| Dess, Darrell, G.....              | 1965-66        |
| Schoenke, Ray, G.....              | 1966-75        |
| Nugent, Dan, G.....                | 1976-78, 80    |
| Laster, Don, T.....                | 1982           |
| Towns, Morris, T.....              | 1984           |
| Pettey, Phil, G.....               | 1987           |
| Tamm, Ralph, G (also 64).....      | 1991           |
| Moore, Darryl, G.....              | 1993           |
| Coleman, Ben, G.....               | 2001           |
| Pucillo, Mike, G.....              | 2006-07        |
| Clark, Devin, T.....               | 2008           |

## 63

|                                    |                |
|------------------------------------|----------------|
| Siegert, Herb, G.....              | 1949-51        |
| Witucki, Casimir, C (also 62)..... | 1950-51, 53-56 |
| Karas, Emil, LB.....               | 1959           |
| Breedlove, Rod, LB.....            | 1960-64        |
| Johnson, Mitch, T (also 64).....   | 1966-68        |
| Breding, Ed, LB.....               | 1967-68        |
| Dulich, Steve, G.....              | 1969           |
| Dean, Fred, G.....                 | 1978-82        |
| Kimball, Bruce, G (also 67).....   | 1983-84        |
| McKenzie, Raleigh, C/G.....        | 1985-94        |
| Gesek, John, C (also 75).....      | 1994-95        |
| Sims, Keith, G.....                | 1998-2000      |
| Bedell, Brad, OL.....              | 2003           |
| Wilson, Mark, OL.....              | 2004           |
| Montgomery, Will, OL.....          | 2009-13        |
| Banks, Brandon, DL.....            | 2017           |

## 64

|                                  |             |
|----------------------------------|-------------|
| Marciniak, Ron, G.....           | 1955        |
| Fulcher, Bill, LB.....           | 1956-58     |
| Johnson, Mitch, T (also 63)..... | 1966-68, 72 |
| Sistrunk, Manny, DT.....         | 1970-75     |
| Saul, Ron, G.....                | 1976-81     |
| Hamilton, Steve, DE.....         | 1985-88     |
| Tamm, Ralph, G (also 62).....    | 1991        |
| Elewonibi, Moe, T.....           | 1990-93     |
| Matic, Trevor, C.....            | 1994-96     |
| Heck, Andy, T.....               | 1999-2000   |
| Loverne, David, G.....           | 2002        |
| Friedman, Lennie, DL.....        | 2003-05     |
| Golston, Kedric, DL.....         | 2006-16     |
| Francis, A.J., DL.....           | 2017        |
| Pierschbacher, Ross, C.....      | 2019        |

## 65

|                        |         |
|------------------------|---------|
| Clark, Jim, G.....     | 1952-53 |
| Houston, Walt, G.....  | 1955    |
| Promuto, Vince, G..... | 1960-70 |
| Sturt, Fred, G.....    | 1974    |
| Butz, Dave, DT.....    | 1975-88 |

## 66

|                         |         |
|-------------------------|---------|
| Norman, Jim, T.....     | 1955    |
| Voytek, Ed, G.....      | 1957-58 |
| Whitlow, Bob, C.....    | 1960-61 |
| Kammerer, Carl, DE..... | 1963-69 |
| Pottios, Myron, LB..... | 1971-73 |
| Imhof, Martin, DE.....  | 1974    |
| Arneson, Jim, G.....    | 1975    |
| Fritsch, Ted, C.....    | 1976-79 |
| Jacoby, Joe, G/T.....   | 1981-93 |
| Turk, Dan, C.....       | 1997-99 |
| Moore, Michael, G.....  | 2000    |
| Campbell, Matt, G.....  | 2001    |
| Stai, Brenden, G.....   | 2002    |

# ALL-TIME NUMBERS

|                           |                  |
|---------------------------|------------------|
| Kendall, Pete, OL.....    | 2007-08          |
| Dockery, Derrick, OL..... | 2003-06, 2009-10 |
| Chester, Chris, G.....    | 2011-14          |
| Bergstrom, Tony, C/G..... | 2017-19          |

## 67

|  |                         |
|--|-------------------------|
| Suminski, Dave, G.....                 | 1953                    |
| Stephens, Red, G.....                  | 1955-60                 |
| Darre, Bernie, G.....                  | 1961                    |
| Cvercko, Andy, G.....                  | 1963                    |
| Reed, Bob, G.....                      | 1965                    |
| Kupp, Jake, G-TE.....                  | 1966                    |
| Wooten, John, G.....                   | 1968                    |
| Grimm, Dan, G.....                     | 1969                    |
| Tillman, Rusty, LB.....                | 1970-77                 |
| Dubinetz, Greg, G.....                 | 1979                    |
| Kimball, Bruce, G [also 63].....       | 1983-84                 |
| Beasley, Tom, DT.....                  | 1984-86                 |
| Thompson, Steve, DT.....               | 1987                    |
| Lathrop, Kit, DE.....                  | 1987                    |
| Weachter, Henry, DE.....               | 1987                    |
| Brown, Ray, G.....                     | 1989-90, 92-95, 2004-05 |
| Pourdanesh, Shar, T.....               | 1986-98                 |
| Fletcher, Derrick, G.....              | 2000                    |
| Terrell, Daryl, OL.....                | 2003                    |
| Albright, Ethan, LS [also 71, 77]..... | 2007-09                 |
| LeRibeus, Josh, OL.....                | 2012-15                 |
| Kerin, Zac, OL.....                    | 2018                    |
| Martin, Wes, G.....                    | 2019                    |

## 68

|                                 |             |
|---------------------------------|-------------|
| Badgion, Ed, G.....             | 1952        |
| Ramsey, Knox, G.....            | 1952-53     |
| Sparks, Dave, G.....            | 1954        |
| Feagin, Willie, G.....          | 1963        |
| Banks, Willie, G [also 69]..... | 1968-69     |
| Fanucci, Mike, DE.....          | 1972        |
| Harlan, Jim, T.....             | 1978        |
| Anderson, Gary, G.....          | 1980        |
| Grimm, Russ, G.....             | 1981-91     |
| Patton, Joe, G/T.....           | 1994-98     |
| Hutson, Tony, G.....            | 2000        |
| Tucker, Ross, G.....            | 2001-02, 07 |
| Winey, Brandon, OL.....         | 2003        |
| Geisinger, Justin, G.....       | 2008        |
| Compton, Tom, T.....            | 2013-15     |
| Catalina, Tyler, G.....         | 2017-18     |

## 69

|                                 |         |
|---------------------------------|---------|
| Hansen, Ron, G.....             | 1954    |
| Goosby, Tom, G.....             | 1966    |
| Banks, Willie, G [also 68]..... | 1968-69 |
| Brooks, Perry, DT.....          | 1978-84 |
| Thielemann, R.C., G.....        | 1985-88 |
| Schlereth, Mark, G.....         | 1989-94 |
| Milstead, Rod, G.....           | 1998-99 |
| Ellis, Ed, T.....               | 2000    |
| Molinaro, Jim, OL.....          | 2004-06 |
| Fabini, Jason, OL.....          | 2007-08 |
| Fanaika, Paul, G.....           | 2009    |
| Smith, Willie, T.....           | 2011    |
| Clemmings, T.J., T.....         | 2017    |
| Bowanko, Luke, OL.....          | 2018    |

## 70

|                            |             |
|----------------------------|-------------|
| Karras, Lou, T.....        | 1950-51     |
| Modzelewski, Dick, DT..... | 1953-54     |
| Miller, Fred, T.....       | 1955        |
| Sardisco, Tony, G.....     | 1956        |
| Lemek, Ray, T.....         | 1957-61     |
| Moore, Chuck, G.....       | 1962        |
| Huff, Sam, LB.....         | 1964-67, 69 |
| Wynn, Will, DE.....        | 1977        |
| Marshall, Leonard, DT..... | 1994        |
| Drake, Troy, T.....        | 1998        |

|                        |      |
|------------------------|------|
| Vickers, Kipp, OL..... | 2002 |
|------------------------|------|

## 71

|  |         |
|--|---------|
| Houghton, Jerry, T.....                | 1950    |
| Renfron, Will, T.....                  | 1957-59 |
| Stynchula, Andy, DT.....               | 1960-63 |
| Seals, George, E.....                  | 1964    |
| Musgrove, Spain, DT.....               | 1967-68 |
| Bosch, Frank, DT [also 73].....        | 1968-70 |
| Tyrer, Jim, T.....                     | 1974    |
| Lorch, Karl, DT.....                   | 1976-81 |
| Peutz, Gary, T.....                    | 1982    |
| Mann, Charles, DE.....                 | 1983-93 |
| Lewis, Ron, G.....                     | 1995    |
| Tanner, Barron, DT.....                | 1999    |
| Dotson, Santana, DL, (IR).....         | 2002    |
| Albright, Ethan, LS [also 67, 77]..... | 2003-08 |
| Wade, Todd, OL.....                    | 2007    |
| Williams, Mike, G/T.....               | 2009    |
| Williams, Trent, T.....                | 2010-19 |

## 72

|                                   |                |
|-----------------------------------|----------------|
| Staton, Jim, DT.....              | 1951           |
| Moss, Joe, T.....                 | 1952           |
| Christensen, Erik, DE.....        | 1956           |
| Owens, Don, DT.....               | 1957           |
| Weatherall, Jim, DT.....          | 1958           |
| Churchwell, Don, T.....           | 1959           |
| Rutgens, Joe, DT.....             | 1961-69        |
| Hermeling, Terry, T.....          | 1970-73, 75-80 |
| Talbert, Diron, DT.....           | 1971-80        |
| Manley, Dexter, DE.....           | 1981-89        |
| Haight, Mike, T.....              | 1992           |
| Noga, Al, DE.....                 | 1993           |
| Bandison, Romeo, DT.....          | 1995-96        |
| Flores, Mike, DE [also 73].....   | 1995           |
| Kalu, Ndukwe, DE.....             | 1998-2000      |
| Boose, Dorian, DE.....            | 2001           |
| Powell, Carl, DL.....             | 2002           |
| Whitley, Taylor, G.....           | 2006           |
| Scott, Darrion, DL [also 76]..... | 2010           |
| Bowen, Stephen, DE.....           | 2011-14        |
| Lanier II, Anthony, DL.....       | 2016-17        |
| Christian, Geron, T.....          | 2018           |
| Penn, Donald, T.....              | 2019           |

## 73

|                                 |             |
|---------------------------------|-------------|
| Barfield, Ken, T.....           | 1954        |
| Davlin, Mike, T.....            | 1955        |
| Miller, Joh, T.....             | 1956, 58-59 |
| Matteson, Riley, T.....         | 1961-64     |
| Jones, Stan, T.....             | 1965        |
| Bosch, Frank, DE.....           | 1968-70     |
| Laaveg, Paul, G.....            | 1970-75     |
| Williams, Jeff, T.....          | 1978-80     |
| May, Mark, G.....               | 1981-90     |
| Mills, Lamar, DT.....           | 1994        |
| Flores, Mike, DE [also 72]..... | 1995        |
| Ashmore, Darryl, T.....         | 1996-97     |
| Wiggins, Paul, T.....           | 1998        |
| Brown, Jamie, T.....            | 1999        |
| Jackson, Benard, DT.....        | 2002        |
| Jones, Kenyatta, DT.....        | 2003        |
| Boschetti, Ryan, DL.....        | 2004-08     |
| Robinson, William, T.....       | 2009        |
| Joseph, Joe, DL.....            | 2010        |
| Gettis, Adam, G.....            | 2013        |
| Kearse, Frank, DE.....          | 2014-15     |
| Jenkins, Cullen, DL.....        | 2016        |
| Roullier, Chase, C.....         | 2017-19     |

## 74

|                                  |             |
|----------------------------------|-------------|
| Neimi, Laurie, T.....            | 1949-53     |
| Morgan, Bob, DT.....             | 1954        |
| Khayat, Eddie, DT [also 87]..... | 1957, 62-63 |

|                                   |         |
|-----------------------------------|---------|
| Snowden, Jim, T.....              | 1965-72 |
| Starke, George, T.....            | 1973-84 |
| Koch, Marcus, DE.....             | 1986-91 |
| McGriff, Curtis, DE.....          | 1987    |
| Nichols, Gerald, DT.....          | 1993    |
| Thure, Brian, T.....              | 1995    |
| Badger, Brad, G.....              | 1997-99 |
| Harrison, Nolan, DE.....          | 2000    |
| Fiore, Dave, OL.....              | 2003    |
| Jones, Kenyatta, OL.....          | 2004    |
| Wade, Todd, OL.....               | 2006    |
| Heyer, Stephon, T.....            | 2007-10 |
| Polumbus, Tyler, OL.....          | 2011-14 |
| Kouandjio, Arie, G [also 60]..... | 2015-16 |
| Franklin, Orlando, T.....         | 2017    |
| Rhane, Demetrius, C.....          | 2017-18 |
| Christian, Geron.....             | 2019    |

## 75

|                                    |         |
|------------------------------------|---------|
| Ecker, Enrique, T.....             | 1952    |
| Campora, Don, DT.....              | 1953    |
| Jagielski, Harry, T.....           | 1956    |
| Davidson, Ben, DT.....             | 1962-63 |
| Williams, Fred, T [also 77].....   | 1964-65 |
| Marshall, Rich, DT.....            | 1966    |
| Kelly, John, T.....                | 1966-67 |
| Washington, Fred, T.....           | 1968    |
| Wright, Steve, T.....              | 1970    |
| Hermeling, Terry, T [also 72]..... | 1970-80 |
| Jones, Deacon, DE.....             | 1974    |
| Clark, Mike, DE.....               | 1981    |
| Ogrin, Pat, DT [also 79].....      | 1981-82 |
| Briz, Darrick, G.....              | 1987    |
| Stensrud, Mike, DT.....            | 1989    |
| Williams, Eric, DT.....            | 1990-93 |
| Gesek, John, C [also 63].....      | 1994-95 |
| Dahl, Bob, G.....                  | 1996-97 |
| Cook, Anthony, DE.....             | 1999    |
| Ham, Derrick, DE.....              | 2000    |
| Sulfsted, Alex, OL.....            | 2002    |
| Noble, Brandon, DT.....            | 2003-05 |
| Demulling, Rick, OL.....           | 2007    |
| Rinehart, Chad, G/T.....           | 2008-09 |
| Hicks, Artis, G/T.....             | 2010    |
| Locklear, Sean, T.....             | 2011    |
| Scherff, Brandon, G.....           | 2015-19 |

## 76

|                           |         |
|---------------------------|---------|
| Lipscomb, Paul, T.....    | 1950-54 |
| Kimmel, J.D., T.....      | 1955-56 |
| Stallings, Don, E.....    | 1960    |
| Prestel, Jim, T.....      | 1966-67 |
| Rock, Walter, T.....      | 1968-73 |
| Stokes, Tim, T.....       | 1975-77 |
| Heinz, Bob, DT.....       | 1978    |
| Scanlan, Jerry, T.....    | 1980-81 |
| Mendenhall, Mat, DE.....  | 1981-82 |
| Donnalley, Rick, C/G..... | 1984-85 |
| Tilton, Ron, G.....       | 1986    |
| Simmons, Ed, T.....       | 1987-97 |
| Frazier, Frank, G.....    | 1987    |
| Jansen, Jon, T.....       | 1999-08 |
| Jones, Levi, T.....       | 2009    |
| Bryant, Anthony, DL.....  | 2010    |
| Scott, Darrion, OL.....   | 2011    |
| Moses, Morgan, T.....     | 2014-19 |

## 77

|                                  |         |
|----------------------------------|---------|
| Jacobs, Jack, QB.....            | 1946    |
| Mont, Tommy, QB.....             | 1947-49 |
| Krouse, Ray, T.....              | 1960    |
| Barnett, Steve, T.....           | 1964    |
| Williams, Fred, T [also 75]..... | 1964-65 |
| Barnes, Walter, DT.....          | 1966-68 |
| Brundige, Bill, DT.....          | 1970-77 |

# ALL-TIME NUMBERS

|                                   |               |
|-----------------------------------|---------------|
| Jones, Joe, DE                    | 1979-80       |
| Grant, Darryl, DT                 | 1981-90       |
| Wahler, Jim, DT                   | 1992-93       |
| Johnson, Tré, OL                  | 1994-2000, 02 |
| Albright, Ethan, LS [also 67, 71] | 2001-02       |
| Thomas, Randy, OL                 | 2003-09       |
| Brown, Jammal, T                  | 2010-11       |
| Lauvao, Shawn, G                  | 2014-18       |
| Flowers, Ereck, G                 | 2019          |

## 78

|                               |         |
|-------------------------------|---------|
| Lawrence, Don, T              | 1959-61 |
| Snidow, Ron, DE               | 1963-67 |
| Peters, Floyd, T              | 1970    |
| Taylor, Mike, T               | 1971    |
| Sweeney, Walt, G              | 1974-75 |
| Hickman, Dallas, DE [also 82] | 1976-81 |
| Smith, Paul, DE               | 1979-80 |
| McGee, Tony, DE               | 1982-84 |
| Hamel, Dean, DT               | 1985-88 |
| Robinson, Lybrant, DE         | 1989    |
| Johnson, Tim, DT              | 1980-95 |
| Kuehl, Ryan, DT [also 99]     | 1986-97 |
| Zorich, Chris, DT             | 1997    |
| Brown, Doug, DT               | 1988-99 |
| Smith, Bruce, DE              | 2000-03 |
| Sykes, Joe, DE                | 2006    |
| Sampson, Kevin, OL            | 2007    |
| Batiste, D'Anthony, OL        | 2008-09 |
| Lichtensteiger, Kory, OL      | 2010-16 |

## 79

|                                  |         |
|----------------------------------|---------|
| Yonaker, John, E                 | 1952    |
| Hegarty, Bill, T                 | 1953    |
| Peters, Volney, T                | 1954-57 |
| Khayat, Ed, DT [also 57]         | 1958    |
| Toneff, Bob, DT                  | 1959-64 |
| Crane, Dennis, DT                | 1968-69 |
| McDole, Ron, DE                  | 1971-78 |
| Bacon, Coy, DE [also 80]         | 1978-81 |
| Ogrin, Pat, DT [also 75]         | 1981-82 |
| Liebenstein, Todd, DE            | 1982-85 |
| Barnett, Doug, DE                | 1985    |
| Carlson, Mark, T                 | 1987    |
| Lachey, Jim, T                   | 1988-95 |
| Ermtnan, Steve, DT               | 1997    |
| Vickers, Kipp, G                 | 1999    |
| Szott, Dave, G                   | 2001    |
| Elisara, Pita, OL                | 2003    |
| Alexander, Lorenzo, LB [also 97] | 2007-09 |
| Clark, Jeremy, OL                | 2010    |
| Hurt, Maurice, G                 | 2011-12 |
| Nsekhe, Ty, T                    | 2015-18 |

## 80

|                              |                |
|------------------------------|----------------|
| Ecker, Enrique, T            | 1952           |
| Brito, Gene, E               | 1951-53, 55-58 |
| Junker, Steve, E             | 1961-62        |
| Hernandez, Joe, E            | 1964           |
| Hodgson, Pat, TE             | 1966           |
| Alford, Bruce, K             | 1967           |
| Long, Bob, WR                | 1969           |
| Jefferson, Roy, WR           | 1971-76        |
| Bacon, Coy, DE [also 79]     | 1978-80        |
| McDaniel, John, WR [also 86] | 1978-80        |
| Haines, Kris, WR             | 1979           |
| Seay, Virgil, WR             | 1981-84        |
| Barnwell, Malcolm, WR        | 1985           |
| Phillips, Joe, WR            | 1985-87        |
| Yarber, Eric, WR             | 1986-87        |
| Wilson, Teddy, WR            | 1987           |
| Shepard, Derrick, WR         | 1987-88        |
| Johnson, Joe, WR             | 1989-91        |

|                              |         |
|------------------------------|---------|
| Howard, Desmond, WR          | 1992-94 |
| Truitt, Olanda, WR [also 84] | 1994-95 |
| Brooks, Bill, WR             | 1996    |
| Harper, Alvin, WR            | 1997    |
| Frisch, David, TE [also 38]  | 1997    |
| Alexander, Stephen, TE       | 1998-01 |
| Green, Jacques, WR           | 2002    |
| Skaggs, Justin, WR           | 2002    |
| Coles, Laveranues, WR        | 2003-04 |
| Patten, David, WR            | 2005-06 |
| McCardell, Keenan, WR        | 2007    |
| Crowder, Jamison, WR         | 2015-18 |

## 81

|                            |         |
|----------------------------|---------|
| Brown, Dan, E              | 1950    |
| Morley, Sam, WR            | 1954    |
| Walton, Joe, E             | 1957-60 |
| Luce, Lew, B               | 1961    |
| Jencks, Bob, E             | 1965    |
| Kupp, Jake, TE             | 1966    |
| Barefoot, Ken, E           | 1968    |
| Carroll, Leo, DE [also 89] | 1969-70 |
| Alston, Mack, TE           | 1970-72 |
| Winslow, Doug, WR          | 1976-77 |
| Anderson, Terry, WR        | 1978    |
| Smith, J.T., WR            | 1978    |
| DeFrance, Chris, WR        | 1979    |
| Monk, Art, WR              | 1980-93 |

## 82

|                               |         |
|-------------------------------|---------|
| Berrang, Ed, E                | 1949-52 |
| Dale, Roland, E               | 1950    |
| Polsfoot, Fran, E             | 1953    |
| Carson, John, E               | 1954-59 |
| MacAfee, Ken, E               | 1959    |
| Heenan, Pat, E                | 1960    |
| Absher, Dick, K               | 1967    |
| Miller, Clark, DE             | 1969    |
| Jones, Jimmie, DE             | 1971-73 |
| Hickman, Dallas, DE [also 78] | 1976-81 |
| Caster, Rich, TE              | 1981-82 |
| Sawyer, John, TE              | 1983    |
| Jones, Anthony, TE            | 1984-85 |
| Caravello, Joe, TE            | 1987-88 |
| Brandes, John, TE             | 1990-92 |
| Rowe, Ray, TE                 | 1992    |
| Riggs, Jim, TE                | 1993    |
| Haws, Kurt, TE                | 1994    |
| Westbrook, Michael, WR        | 1995-01 |
| Russell, Cliff, WR, [IR]      | 2002    |
| Chamberlain, Byron, TE        | 2003    |
| Kozlowski, Brian, TE          | 2004    |
| Brown, Antonio, WR            | 2005    |
| Randle El, Antwaan, WR        | 2006-09 |
| Paulsen, Logan, TE            | 2010-14 |

## 83

|                              |           |
|------------------------------|-----------|
| Dekker, Al, WR               | 1953      |
| Jones, Charlie, E            | 1955      |
| Meadows, Ed, DB              | 1959      |
| Wilkins, Roy, LB             | 1960-61   |
| Norton, Jim, T               | 1969      |
| Anderson, Bruce, DE          | 1970      |
| Thompson, Ricky, WR          | 1978-81   |
| McGrath, Mark, WR            | 1983-85   |
| Stief, Dave, WR              | 1983      |
| Mauti, Rich, WR [also 84]    | 1984      |
| Noble, James, WR             | 1986      |
| Sanders, Ricky, WR [also 46] | 1986-93   |
| Johnson, Richard, WR         | 1987      |
| McEwen, Craig, TE [also 88]  | 1987-88   |
| Winans, Tydus, WR            | 1994-95   |
| Anderson, Flipper, WR        | 1996      |
| Connell, Albert, WR          | 1997-2000 |
| Lockett, Kevin, WR           | 2001-02   |

|                             |         |
|-----------------------------|---------|
| Jackson, Willie, WR         | 2002    |
| Flowers, Richmond, WR       | 2002    |
| Russell, Cliff, WR          | 2003    |
| Thrash, James, WR [also 87] | 2004-08 |
| Davis, Fred, TE [also 86]   | 2011-13 |
| Smith, Alex, TE             | 2015    |
| Quick, Brian, WR            | 2017-18 |
| Cunningham, Jerome, TE      | 2019    |
| Wilson, Caleb, TE           | 2019    |

## 84

|                              |          |
|------------------------------|----------|
| Taylor, Hugh, E [also 28]    | 1947-54  |
| Shoener, Herb, E [also 12]   | 1948-49  |
| Braatz, Tom, DE [also 85]    | 1957-59  |
| Osborne, Tom, E              | 1960-61  |
| Hancock, Mike, TE            | 1973-75  |
| Fugett, Jean, TE             | 1976-79  |
| McCrary, Greg, TE [also 85]  | 1978, 81 |
| McKinney, Zion, WR           | 1980     |
| Williams, Mike, TE           | 1982-84  |
| Arnold, Walt, TE [also 90]   | 1984     |
| Mauti, Rich, WR              | 1984     |
| Clark, Gary, WR              | 1985-92  |
| Phillips, Joe, WR            | 1987     |
| Bigby, Keiron, WR            | 1987     |
| Stock, Mark, WR              | 1993     |
| Truitt, Olanda, WR [also 80] | 1994-95  |
| Asher, Jamie, TE             | 1995-98  |
| Thompson, Derrius, WR        | 1999     |
| Reed, Andre, WR              | 2000     |
| Battaglia, Marco, TE         | 2001     |
| Doering, Chris, WR           | 2002     |
| Johnson, Patrick, WR         | 2003     |
| Jacobs, Taylor, WR           | 2004-05  |
| Mitchell, Marko, WR          | 2009     |
| Galloway, Joey, WR           | 2010     |
| Paul, Niles, WR/TE           | 2011-17  |
| Kidsy, Darvin, WR            | 2018-19  |

## 85

|                                |             |
|--------------------------------|-------------|
| Yowarsky, Walt, E              | 1951-54     |
| Paluck, John, DE [also 86]     | 1956, 59-65 |
| Braatz, Tom, DE [also 84]      | 1957-59     |
| Cronin, Gene, DE               | 1961-62     |
| Quinlan, Bill, DE              | 1964        |
| McKeever, Marlin, LB [also 86] | 1968-70     |
| Hoffman, John, DE              | 1969-70     |
| McNeil, Clifton, WR            | 1971-72     |
| Holman, Willie, DE             | 1973        |
| Fryer, Brian, WR               | 1976-78     |
| McCrary, Greg, TE [also 84]    | 1978, 81    |
| Warren, Don, TE                | 1979-92     |
| Truitt, Dave, TE               | 1987        |
| McGee, Tim, WR                 | 1993        |
| Ellard, Henry, WR              | 1994-98     |
| Sellers, Mike, TE [also 45]    | 1998-99     |
| Zelenka, Joe, TE               | 2000        |
| McCants, Darmerien, WR         | 2002-04     |
| Kozlowski, Brian, TE           | 2005        |
| Lloyd, Brandon, WR             | 2006-07     |
| Hankerson, Leonard, WR         | 2011-14     |
| Jensen, Marcel, TE             | 2015        |
| McCoy, Anthony, TE             | 2015        |
| Davis, Vernon, TE              | 2016-19     |

## 86

|                                |             |
|--------------------------------|-------------|
| Meilinger, Steve, E            | 1956-57     |
| Paluck, John, DE [also 85]     | 1956, 59-65 |
| Briggs, Bill, DE               | 1966-67     |
| McKeever, Marlin, LB [also 85] | 1968-70     |
| Biggs, Verlon, DE [also 89]    | 1971-75     |
| Dowler, Boyd, WR               | 1971        |
| Larson, Bill, TE               | 1977        |
| McDaniel, John, WR [also 80]   | 1978-80     |
| DuBois, Phil, TE               | 1979-80     |

# ALL-TIME NUMBERS

|                                   |           |
|-----------------------------------|-----------|
| Dicler, Clint, TE.....            | 1982-87   |
| Tice, Mike, TE.....               | 1989      |
| Hobbs, Stephen, WR.....           | 1990-92   |
| Shepherd, Leslie, WR.....         | 1994-98   |
| Fryar, Irving, WR.....            | 1999-2000 |
| Rasby, Walter, TE.....            | 2001-02   |
| Jacobs, Taylor, WR.....           | 2003      |
| Rasby, Walter, TE (6 games).....  | 2004      |
| Brown, Antonio, WR (9 games)..... | 2004      |
| Farris, Jimmy, WR.....            | 2005      |
| Kozlowski, Brian, WR.....         | 2006      |
| Caldwell, Reche, WR.....          | 2007      |
| Davis, Fred, TE [also 83].....    | 2008-10   |
| Byrd, Dominique, TE.....          | 2011      |
| Reed, Jordan, TE.....             | 2013-19   |

## 87

|                                   |             |
|-----------------------------------|-------------|
| Goodnight, Clyde, E.....          | 1949-50     |
| Barker, Ed, E.....                | 1954        |
| Thomas, Ralph, E.....             | 1955-56     |
| Khayat, Ed, DT [also 74].....     | 1957, 62-63 |
| Dugan, Fred, E.....               | 1961-63     |
| Smith, Jerry, TE.....             | 1965-77     |
| Brown, Charlie, WR.....           | 1982-84     |
| Orr, Terry, TE [also 89].....     | 1986-90, 92 |
| Dunn, K.D., TE.....               | 1987        |
| Middleton, Ron, TE [also 88]..... | 1988, 90-93 |
| Bell, Coleman, TE.....            | 1994-95     |
| Thrash, James, WR [also 83].....  | 1997-2000   |
| Gardner, Rod, WR.....             | 2001-04     |
| Johnson, Robert, TE.....          | 2005        |
| Yoder, Todd, TE.....              | 2006-09     |
| Williams, Roydell, WR.....        | 2010        |
| Myers, Rob, TE.....               | 2011        |
| Hamm, Je'Ron, TE.....             | 2015        |
| Sprinkle, Jeremy, TE.....         | 2017-19     |

## 88

|                                       |             |
|---------------------------------------|-------------|
| Hennessey, Jerry, DE.....             | 1952-53     |
| Ostrowski, Chet, E.....               | 1954-59     |
| Lasse, Dick, LB.....                  | 1960-61     |
| Richter, Pat, E.....                  | 1963-70     |
| Reed, Alvin, TE.....                  | 1973-75     |
| Buggs, Danny, WR.....                 | 1976-79     |
| Walker, Rick, TE.....                 | 1980-85     |
| Holloway, Derek, WR.....              | 1986        |
| Frain, Todd, TE.....                  | 1986        |
| Middleton, Ron, TE [also 87].....     | 1988, 90-93 |
| Benson, Cliff, TE.....                | 1987        |
| Shepard, Derrick, WR.....             | 1987-88     |
| McEwen, Craig, TE [also 83].....      | 1987-88     |
| Caravella, Joe, TE.....               | 1987-88     |
| Johnson, Billy [White Shoes], WR..... | 1988        |
| Johnson, Jimmie, TE.....              | 1989-91     |
| Jenkins, James, TE.....               | 1991-2000   |
| Thompson, Derrius, WR.....            | 2001-02     |
| Royal, Robert, TE.....                | 2003-05     |
| Fauria, Christian, TE.....            | 2006        |
| Ecker, Tyler, TE.....                 | 2007        |
| Anderson, David, WR.....              | 2011        |
| Garcon, Pierre, WR.....               | 2012-16     |
| Flanagan, Matt, TE.....               | 2018        |
| Hentges, Hale, TE.....                | 2019        |

## 89

|                                  |         |
|----------------------------------|---------|
| Tereshinski, Joe, E.....         | 1947-54 |
| Dee, Bob, E.....                 | 1957-58 |
| Gob, Art, E.....                 | 1959-60 |
| Aveni, John, K.....              | 1961    |
| Smith, Hugh, E.....              | 1962    |
| Collier, Jim, E.....             | 1963    |
| Carpenter, Preston, E.....       | 1964-86 |
| Carroll, Leo, DE [also 81].....  | 1969-70 |
| Biggs, Verlon, DE [also 86]..... | 1971-75 |
| Robinson, Dave, LB.....          | 1973-74 |

|                               |                |
|-------------------------------|----------------|
| Haynes, Reggie, TE.....       | 1978           |
| Richardson, Grady, TE.....    | 1979-80        |
| Harrison, Kenny, WR.....      | 1980           |
| Garrett, Alvin, WR.....       | 1981-84        |
| Muhammad, Calvin, WR.....     | 1984-85        |
| Verdin, Clarence, WR.....     | 1986-87        |
| Orr, Terry, TE [also 87]..... | 1986-90, 91-93 |
| Dennison, Glenn, TE.....      | 1987           |
| Allen, Anthony, WR.....       | 1987           |
| Stanley, Walter, WR.....      | 1990           |
| Horton, Ethan, TE.....        | 1994           |
| Galbraith, Scott, TE.....     | 1995-96        |
| Thomas, Chris, WR.....        | 1997-99        |
| Flemister, Zeron, TE.....     | 2000-03        |
| Moss, Santana, WR.....        | 2005-14        |
| Carrier, Derek, TE.....       | 2015-16        |
| Sims, Cam, WR.....            | 2018-19        |

## 90

|                                       |         |
|---------------------------------------|---------|
| Arnold, Walt, TE [also 84].....       | 1984    |
| Curtis, Bobby, LB.....                | 1987    |
| Richardson, Huey, LB.....             | 1992    |
| Graf, Rick, LB.....                   | 1993    |
| Stowe, Tyronne, LB.....               | 1994    |
| Crews, Terry, LB.....                 | 1995    |
| Barnett, Troy, DT.....                | 1996    |
| Lang, Kenard, DT.....                 | 1997-01 |
| Holsey, Bernard, DE.....              | 2003    |
| Clemons, Nic, DL.....                 | 2005    |
| Buzbee, Alex, DE.....                 | 2007-08 |
| Jarmon, Jeremy, DE/LB.....            | 2009-10 |
| Worthington, Doug, DE.....            | 2012    |
| Beauharnais, Steve, LB [also 58]..... | 2014    |
| Brown, Everette, LB.....              | 2014    |
| Paea, Stephen, DE.....                | 2015    |
| Hood, Ziggy, DL.....                  | 2016-18 |
| Sweat, Montez, DE.....                | 2019    |

## 91

|  |         |
|--|---------|
| Settles, Tony, LB.....                 | 1987    |
| Manusky, Greg, LB.....                 | 1988-90 |
| Collins, Shane, DE.....                | 1992-94 |
| Vanderbeek, Matt, LB.....              | 1995-96 |
| Mims, Chris, DT.....                   | 1997    |
| Hoelscher, David, DT.....              | 1998    |
| Cowsette, Delbert, DT.....             | 2001-02 |
| Upshaw, Regan, DE.....                 | 2003    |
| Killings, Cedric, DL.....              | 2005    |
| Jackson, Rob, DE/LB [also 50, 98]..... | 2009    |
| Holliday, Vonnie, DE.....              | 2010    |
| Kerrigan, Ryan, LB.....                | 2011-19 |

## 92

|                              |         |
|------------------------------|---------|
| Smith, Hugh, WR.....         | 1962    |
| Bunch, Derek, LB.....        | 1987    |
| Nottage, Dexter, DE.....     | 1994-96 |
| Duff, Jamal, DE.....         | 1997-98 |
| DeLoach, Jerry, DT.....      | 2001    |
| Gardner, Daryl, DT.....      | 2002    |
| Chase, Martin, DT.....       | 2003    |
| Evans, Demetric, DL.....     | 2004-08 |
| Haynesworth, Albert, DL..... | 2009-10 |
| Baker, Chris, DL.....        | 2011-16 |
| McGee, Stacy, DL.....        | 2017-18 |

## 93

|                           |         |
|---------------------------|---------|
| Meads, Johnny, LB.....    | 1992    |
| Willis, Keith, DT.....    | 1993    |
| Faulkner, Jeff, DT.....   | 1993    |
| Boutte, Marc, DT.....     | 1994-99 |
| Leverette, Otis, DE.....  | 2001-02 |
| Zellner, Peppi, DL.....   | 2003    |
| Daniels, Phillip, DL..... | 2004-10 |
| Balmer, Kentwan, DE.....  | 2011    |
| Merling, Phillip, DE..... | 2013    |

|                          |         |
|--------------------------|---------|
| Murphy, Trent, LB.....   | 2014-16 |
| Allen, Jonathan, DT..... | 2018-19 |

## 94

|                              |           |
|------------------------------|-----------|
| Sagnella, Anthony, DT.....   | 1987      |
| Wilson, Bobby, DT.....       | 1991-94   |
| Gilbert, Sean, DT.....       | 1996      |
| Stubblefield, Dana, DT.....  | 1998-2000 |
| Jackson, Ladairis, DT.....   | 2002      |
| Warner, Ron, DE.....         | 2003-04   |
| Jones, Aki, DL.....          | 2005      |
| Montgomery, Anthony, DT..... | 2006-09   |
| Carriker, Adam, DE.....      | 2010-12   |
| Geathers, Clifton, DE.....   | 2014      |
| Smith, Preston, LB.....      | 2015-18   |
| Payne, Daron, DT.....        | 2019      |

## 95

|                            |         |
|----------------------------|---------|
| Benish, Dan, DT.....       | 1987    |
| Gaines, William, DT.....   | 1995-97 |
| Wilkinson, Dan, DT.....    | 1998-02 |
| Dalton, Lionel, DL.....    | 2003    |
| Salave'a, Joe, DL.....     | 2004-06 |
| Wilson, Chris, DE.....     | 2007-10 |
| Neild, Chris, NT.....      | 2011-13 |
| Allen, Jonathan, DL.....   | 2017    |
| Payne, Daron, DL.....      | 2018    |
| Brailford, Jordan, LB..... | 2019    |

## 96

|                              |         |
|------------------------------|---------|
| Gibson, Alec, DE.....        | 1987    |
| Hollinquest, Lamont, LB..... | 1993-94 |
| Owens, Rich, DE.....         | 1995-97 |
| Williams, Tyrone, DE.....    | 2001    |
| Scott, Greg, DE.....         | 2002    |
| Russell, Darrell, DL.....    | 2003    |
| Griffin, Cornelius, DL.....  | 2004-09 |
| Kemoatu, Ma'ake, NT.....     | 2010    |
| Cofield, Jr., Barry, NT..... | 2011-14 |
| Bates, Houston, LB.....      | 2015-16 |
| Jones, Arthur, DL.....       | 2017    |
| McPhee, Pernell, LB.....     | 2018    |
| Hester, Trevyon, DL.....     | 2019    |

## 97

|                                       |         |
|---------------------------------------|---------|
| Geathers, Jumpy, DT.....              | 1990-92 |
| Palmer, Sterling, DE.....             | 1993-96 |
| Bandison, Romeo, DT [also 72].....    | 1995-96 |
| Kinney, Kelvin, DE.....               | 1997-98 |
| Wynn, Renaldo, DL.....                | 2002-06 |
| Smith, Tyson, LB.....                 | 2008    |
| Alexander, Lorenzo, LB [also 79]..... | 2010-12 |
| Hatcher, Jason, DE.....               | 2014-15 |
| Reyes, Kendall, DE.....               | 2016    |
| McClain, Terrrell, DL.....            | 2017    |
| Settle, Tims, DL.....                 | 2018-19 |

## 98

|                                     |         |
|-------------------------------------|---------|
| Martin, Steve, DE.....              | 1987    |
| Barker, Tony, LB.....               | 1992    |
| Woods, Tony, DE.....                | 1994-96 |
| Russell, Twan, LB.....              | 1997-99 |
| Armstead, Jessie, LB.....           | 2002-03 |
| Marshall, Lemar, LB.....            | 2004-06 |
| Jackson, Rob, DE [also 50, 91]..... | 2008    |
| Drakpo, Brian, LB/DE.....           | 2009-14 |
| Knighton, Terrance, NT.....         | 2015    |
| Ioannidis, Matt, DL.....            | 2016-19 |

## 99

|                        |         |
|------------------------|---------|
| Saenz, Eddie, B.....   | 1946-51 |
| Young, Wilbur, DE..... | 1981    |
| Karras, Ted, DT.....   | 1987    |
| Rocker, Tracy, DT..... | 1989-90 |
| Buck, Jason, DE.....   | 1991-93 |

# ALL-TIME NUMBERS

|                                 |         |
|---------------------------------|---------|
| Stephens, Rod, LB .....         | 1995-96 |
| Kuehl, Ryan, DT (also 7B) ..... | 1996-97 |
| Coleman, Marco, DE .....        | 1999-01 |
| Haley, Jermaine, DL .....       | 2003-04 |
| Carter, Andre, DE/LB .....      | 2006-10 |
| Jenkins, Jarvis, DE .....       | 2011-14 |
| Jean Francois, Ricky, DE .....  | 2015-16 |
| Brantley, Caleb, DL .....       | 2018-19 |

# ALL-TIME ROSTER

The following is a list of Washington players who have appeared in regular season or postseason play.

## A

|  |                  |
|--|------------------|
| Absher, Dick, LB, Maryland.....            | 1967             |
| Adams, John, T, Notre Dame.....            | 1945-49          |
| Adams, Willie, LB, New Mexico St.....      | 1965-66          |
| Addison, Mario, LB, Troy.....              | 2012             |
| Adickes, Mark, G, Baylor.....              | 1990-91          |
| Adduci, Nick, B, Nebraska.....             | 1954-55          |
| Aguirre, Joe, E, St. Mary's (CA).....      | 1941, 1943-45    |
| Akers, David, K, Louisville.....           | 1998-99          |
| Akins, Frank, B, Washington St.....        | 1943-46          |
| Alban, Dick, B, Northwestern.....          | 1952-55          |
| Albright, Ethan, LS, North Carolina.....   | 2001-09          |
| Aldrich, Ki, C, TCU.....                   | 1939-42, 1945-47 |
| Alexander, Adonis, CB/Virginia Tech.....   | 2018             |
| Alexander, Lorenzo, DL/LB, California..... | 2007-12          |
| Alexander, Patrise, DT, SW Louisiana.....  | 1996-98          |
| Alexander, Shaun, RB, Alabama.....         | 2008             |
| Alexander, Stephen, TE, Oklahoma.....      | 1998-01          |
| Alford, Bruce, K, TCU.....                 | 1967             |
| Allen, Anthony, WR, Washington.....        | 1987-88          |
| Allen, Jerry, B, Nebraska-Omaha.....       | 1967-69          |
| Allen, John, C, Purdue.....                | 1955-58          |
| Allen, Jonathan, DL, Alabama.....          | 2017-19          |
| Allen, Terry, RB, Clemson.....             | 1995-98          |
| Alston, Mack, TE, Maryland St.....         | 1970-72          |
| Amerson, David, CB, North Carolina St..... | 2013-15          |
| Ananis, Vito, B, Boston College.....       | 1945             |
| Anderson, Bill, E, Tennessee.....          | 1958-63          |
| Anderson, Bob, RB, Colorado.....           | 1975             |
| Anderson, Bruce, E, Williamette.....       | 1970             |
| Anderson, David, WR, Colorado St.....      | 2011             |
| Anderson, Erick, LB, Michigan.....         | 1994             |
| Anderson, Gary, G, Stanford.....           | 1980             |
| Anderson, Ryan, LB, Alabama.....           | 2017-19          |
| Anderson, Stuart, LB, Virginia.....        | 1982-85          |
| Anderson, Terry, WR, Bethune-Cookman.....  | 1978             |
| Anderson, Willie "Flipper", WR, UCLA.....  | 1996             |
| Andrako, Steve, C, Ohio St.....            | 1940             |
| Apke, Troy, S, Penn St.....                | 2018-19          |
| Apsit, Mogs, B, USC.....                   | 1933             |
| Archer, David, QB, Iowa St.....            | 1988             |
| Archuleta, Adam, S, Arizona St.....        | 2006             |
| Arenz, Armie, LB, St. Louis.....           | 1934             |
| Arii, Obed, K, Clemson.....                | 1987             |
| Armstedt, Jessie, LB, Miami (Fla.).....    | 2002-03          |
| Armstrong, Anthony, WR, West TX A&M.....   | 2010-11          |
| Arneson, Jim, G, Arizona.....              | 1975             |
| Arnold, Walt, TE, New Mexico.....          | 1984             |
| Arrington, LaVar, LB, Penn St.....         | 2000-05          |
| Artman, Corrie, T, Stanford.....           | 1932             |
| Asher, Jamie, TE, Louisville.....          | 1995-98          |
| Ashmore, Darryl, OL, Northwestern.....     | 1996-97          |
| Atkeson, Dale, B, No College.....          | 1954-56          |
| Atkins, Pervis, RB, New Mexico St.....     | 1964-65          |
| Atkinson, Jess, K, Maryland.....           | 1986-87          |
| Atogwe, Oshiomogho, S, Stanford.....       | 2011             |
| Audet, Earl, T, USC.....                   | 1945             |
| Austin, Terrence, WR, UCLA.....            | 2010-11          |
| Aveni, John, WR/K, Indiana.....            | 1961             |
| Avery, Don, T, USC.....                    | 1948-47          |
| Avery, Jim, E, Northern Illinois.....      | 1966             |

## B

|  |               |
|--|---------------|
| Bacon, Coy, DE, Jackson St.....            | 1978-81       |
| Badaczewski, John, G, Western Reserve..... | 1949-51       |
| Badanjek, Rick, RB, Maryland.....          | 1986          |
| Badger, Brad, G/T, Stanford.....           | 1997-99       |
| Bagarus, Steve, RB, Notre Dame.....        | 1945-46, 1948 |
| Bagdon, Ed, G, Michigan St.....            | 1952          |
| Bailey, Champ, CB, Georgia.....            | 1999-03       |
| Bailey, Robert, CB, Miami (Fla.).....      | 1995          |

|   |               |
|---|---------------|
| Baker, Chris, DL, Hampton.....                  | 2012-16       |
| Baker, Sam, K, Oregon St.....                   | 1953, 1956-59 |
| Balmer, Kentwan, DE, North Carolina.....        | 2011          |
| Baltzell, Vic, DB, Southwestern (Kan.).....     | 1935          |
| Bandison, Romeo, DT, Oregon.....                | 1995-96       |
| Bandy, Don, G, Tulsa.....                       | 1967-68       |
| Banks, Brandon, WR, Kansas St.....              | 2010-12       |
| Banks, Brandon, DL, Charlotte.....              | 2017          |
| Banks, Carl, LB, Michigan St.....               | 1993          |
| Banks, Tony, QB, Michigan St.....               | 2001          |
| Banks, Willie, G, Alcorn A&M.....               | 1968-69       |
| Banta, Jack, RB, USC.....                       | 1941          |
| Barber, Ernie, C, San Francisco.....            | 1945          |
| Barber, Jim, T, San Francisco.....              | 1935-41       |
| Barber, Shawn, LB, Richmond.....                | 1998-01       |
| Barefoot, Ken, E, Virginia Tech.....            | 1968          |
| Barfield, Ken, T, Mississippi.....              | 1954          |
| Barker, Bryan, P, Santa Clara.....              | 2001-03       |
| Barker, Ed, E, Washington St.....               | 1954          |
| Barker, Tony, LB, Rice.....                     | 1992          |
| Barnes, Billy Ray, RB, Wake Forest.....         | 1962-63       |
| Barnes, Brandon, LB, Missouri.....              | 2004          |
| Barnes, Kevin, CB, Maryland.....                | 2009-11       |
| Barnes, Tomur, CB, North Texas.....             | 1996          |
| Barnes, Walt, DT, Nebraska.....                 | 1966-68       |
| Barnett, Doug, DE, Azusa Pacific.....           | 1985          |
| Barnett, Nick, LB, Oregon St.....               | 2013          |
| Barnett, Steve, T, Oregon.....                  | 1964          |
| Barnett, Troy, DT, North Carolina.....          | 1996          |
| Barnhardt, Tommy, P, North Carolina.....        | 1988, 2000    |
| Barni, Roy, B, San Francisco.....               | 1955-56       |
| Barnwell, Malcolm, WR, Virginia Union.....      | 1985          |
| Barrington, Tom, B, Ohio St.....                | 1966          |
| Barrow, Mike, LB, Miami (Fla.) (IR).....        | 2004          |
| Barry, Paul, B, Tulsa.....                      | 1953          |
| Bartel, Richard, QB, Tarleton St.....           | 2009          |
| Bartos, Hank, G, North Carolina.....            | 1938          |
| Bartosh, Joe, B, Navy.....                      | 1950          |
| Bass, Mike, DB, Michigan.....                   | 1969-75       |
| Bassi, Dick, G, Santa Clara.....                | 1937          |
| Bates, Houston, LB, Louisiana Tech.....         | 2015-16       |
| Bates, Michael, KR, Arizona.....                | 2001          |
| Batiste, D'Anthony, G, Louisiana-Lafayette..... | 2009          |
| Batiste, Michael, G, Tulane.....                | 1998          |
| Battaglia, Marco, TE, Rutgers.....              | 2001          |
| Battles, Cliff, B, West Virginia Wesleyan.....  | 1932-37       |
| Baugh, Sam, QB, TCU.....                        | 1937-52       |
| Bauman, Rashad, CB, Oregon.....                 | 2002-03       |
| Baughan, Maxie, LB, Georgia Tech.....           | 1974          |
| Bausch, Frank "Pete", C, Kansas.....            | 1934-36       |
| Bayless, Martin, S, Bowling Green.....          | 1994          |
| Beasley, Tom, DL, Virginia Tech.....            | 1984-86       |
| Beatty, Ed, C, Mississippi.....                 | 1961          |
| Beauharnais, Steve, LB, Rutgers.....            | 2014          |
| Beban, Gary, QB, UCLA.....                      | 1968-69       |
| Beck, John, QB, BYU.....                        | 2011          |
| Bedell, Brad, DL, Colorado.....                 | 2003          |
| Bedore, Tom, G, Pepperdine.....                 | 1944          |
| Beinor, Ed, T, Notre Dame.....                  | 1941-42       |
| Bell, Coleman, TE, Miami (Fla.).....            | 1995          |
| Bell, William, RB, Georgia Tech.....            | 1994-96       |
| Bellamy, Josh, WR, Louisville.....              | 2013          |
| Benish, Dan, DT, Clemson.....                   | 1987          |
| Benson, Cliff, TE, Purdue.....                  | 1987          |
| Bentley, Scott, K, Florida St.....              | 2000          |
| Bergstrom, Tony, C/G, Utah.....                 | 2017-19       |
| Bernstine, Jordan, S, Iowa.....                 | 2012          |
| Berrang, Ed, E, Villanova.....                  | 1949-52       |
| Berschet, Merve, G, Illinois.....               | 1954-55       |
| Betts, Ladell, RB, Iowa.....                    | 2002-08       |
| Bibbs, Kapri, RB, Colorado St.....              | 2017-18       |
| Bidwell, Josh, P, Oregon.....                   | 2010          |
| Bigby, Keiron, WR, Brown.....                   | 1987          |
| Biggers, E.J., CB, Western Michigan.....        | 2013-14       |
| Biggs, Verlon, DE, Jackson St.....              | 1971-74       |

|  |                  |
|--|------------------|
| Bingham, Guy, C, Montana.....              | 1992-93          |
| Birlem, Keith, B, San Jose St.....         | 1939             |
| Black, Jordan, T, Notre Dame.....          | 2012             |
| Blackmon, Will, CB/S, Boston College.....  | 2015-16          |
| Blades, H.B., LB, Pittsburgh.....          | 2007-10          |
| Blanchard, Cary, K, Oklahoma St.....       | 1998             |
| Blanton, Scott, G, Oklahoma.....           | 1996-98          |
| Boensch, Fred, G, Stanford.....            | 1947-48          |
| Boll, Don, T, Nebraska.....                | 1953-59          |
| Bond, Chuck, T, Washington.....            | 1937-38          |
| Bond, Randall, B, Washington.....          | 1938             |
| Bonner, Brian, LB, Minnesota.....          | 1989             |
| Boose, Dorian, DE, Washington St.....      | 2001             |
| Bosch, Frank, DT, Colorado.....            | 1968-70          |
| Boschetti, Ryan, DL, UCLA.....             | 2004-08          |
| Bosseler, Don, B, Miami (Fla.).....        | 1957-64          |
| Bostic, Jeff, C, Clemson.....              | 1980-93          |
| Bostic, Jon, LB, Florida.....              | 2019             |
| Boswell, Ben, T, TCU.....                  | 1934             |
| Boutte, Marc, DT, LSU.....                 | 1994-99          |
| Bowanko, Luke, T, Virginia.....            | 2018             |
| Bowen, Alvin, LB, Iowa St.....             | 2009             |
| Bowen, Matt, S, Iowa.....                  | 2003-05          |
| Bowen, Stephen, DE, Hofstra.....           | 2011-14          |
| Bowie, Larry, FB, Georgia.....             | 1996-99          |
| Bowles, Todd, S, Temple.....               | 1986-90, 92-93   |
| Boykin, Deral, S, Louisville.....          | 1984             |
| Braatz, Tom, DE, Marquette.....            | 1957-59          |
| Bradley, Harold, E, Elon.....              | 1938-39          |
| Bragg, Mike, P, Richmond.....              | 1968-79          |
| Brailford, Jordan, DE, Oklahoma St.....    | 2019             |
| Branch, Bruce, KR, Penn St.....            | 2002             |
| Branch, Reggie, RB, East Carolina.....     | 1985-89          |
| Brandes, John, TE, Cameron.....            | 1990-92          |
| Brandt, David, DL, Michigan.....           | 2001             |
| Brantley, Caleb, DL, Florida.....          | 2018-19          |
| Brantley, John, LB, Georgia.....           | 1992             |
| Breding, Ed, LB, Texas A&M.....            | 1967-68          |
| Breedlove, Rod, LB, Maryland.....          | 1960-64          |
| Breedland, Bashaud, CB, Clemson.....       | 2014-17          |
| Brennan, Colt, QB, Hawaii.....             | 2008-09          |
| Brewer, Homer, B, Mississippi.....         | 1960             |
| Briggs, Bill, DE, Iowa.....                | 1966-67          |
| Briggs, Mogs, B, Central Oklahoma St.....  | 1965             |
| Briz, Darrick, G, Oregon St.....           | 1987             |
| Briscoe, Dezmon, WR, Kansas.....           | 2012             |
| Brito, Gene, DE, Loyola (CA).....          | 1951-53, 1955-58 |
| Britt, Ed, B, Holy Cross.....              | 1936-37          |
| Britt, Oscar, G, Mississippi.....          | 1946             |
| Brohm, Jeff, QB, Louisville.....           | 1995             |
| Brooks, Bill, WR, Boston University.....   | 1996             |
| Brooks, Durant, P, Wake Forest.....        | 2008             |
| Brooks, Perry, DT, Southern.....           | 1978-84          |
| Brooks, Reggie, RB, Notre Dame.....        | 1993-95          |
| Broughton, Nehemiah, RB, The Citadel.....  | 2005-07          |
| Brown, Antonio, WR, West Virginia.....     | 2004-05          |
| Brown, Buddy, G, Arkansas.....             | 1951-52          |
| Brown, Charlie, WR, South Carolina St..... | 1982-84          |
| Brown, Dan, E, Villanova.....              | 1950             |
| Brown, Doug, DT, Simon Fraser.....         | 1998-99          |
| Brown, Eddie, S, Tennessee.....            | 1975-77          |
| Brown, Everette, LB, Florida St.....       | 2014             |
| Brown, Hardy, LB, Tulsa.....               | 1950             |
| Brown, Jamie, T, Florida A&M.....          | 1999             |
| Brown, Jammal, T, Oklahoma.....            | 2010-11          |
| Brown, Larry, RB, Kansas St.....           | 1969-76          |
| Brown, Mack, RB, Florida.....              | 2016-17          |
| Brown, Ray, G, Arkansas St.....            | 1989-95, 2004-05 |
| Brown, Rufus, CB, Florida St.....          | 2004             |
| Brown, Tom, DB, Maryland.....              | 1969             |
| Brown, Wilbert, DL, Houston.....           | 2002             |
| Brown, Zach, LB, North Carolina.....       | 2017-18          |
| Brownlow, Darrick, LB, Illinois.....       | 1995-96          |
| Brueckman, Charley, C, Pittsburgh.....     | 1958             |
| Brundige, Bill, DE, Colorado.....          | 1970-77          |

# ALL-TIME ROSTER

|   |               |
|---|---------------|
| Brunell, Mark, QB, Washington.....        | 2004-07       |
| Brunet, Bob, RB, Louisiana Tech.....      | 1968, 1970-77 |
| Bruton Jr., David, S, Notre Dame.....     | 2016          |
| Bryant, Anthony, DB, Alabama.....         | 2010          |
| Bryant, Kelvin, RB, North Carolina.....   | 1986-88, 1990 |
| Bryant, Trent, CB, Arkansas.....          | 1981          |
| Buchanon, Phillip, CB, Miami (Fla.).....  | 2010-11       |
| Buck, Jason, DE, BYU.....                 | 1991-93       |
| Buckley, Curtis, CB, East Texas St.....   | 1999-2000     |
| Budd, Frank, WR, Villanova.....           | 1963          |
| Buggs, Danny, WR, West Virginia.....      | 1976-79       |
| Bukich, Rudy, QB, USC.....                | 1957-58       |
| Buksar, George, B, Purdue.....            | 1951-52       |
| Bunch, Derek, LB, Michigan St.....        | 1987          |
| Burks, Shawn, LB, LSU.....                | 1986          |
| Burman, George, G, Northwestern.....      | 1971-72       |
| Burmeister, Danny, S, North Carolina..... | 1987          |
| Burnett, Chester, LB, Arizona.....        | 1998          |
| Burrell, John, WR, Rice.....              | 1966-67       |
| Burton, Michael, FB.....                  | 2019          |
| Busich, Sam, E, Ohio St.....              | 1936          |
| Butkus, Carl, T, George Washington.....   | 1948          |
| Butler, Crezdion, CB, Clemson.....        | 2012          |
| Butsko, Harry, LB, Maryland.....          | 1963          |
| Butz, Dave, DT, Purdue.....               | 1975-88       |
| Buzbee, Alex, DE, Georgetown.....         | 2007-08       |
| Byner, Earnest, RB, East Carolina.....    | 1989-93       |
| Byrd, Dominique, TE, USC.....             | 2011          |

## C

|  |           |
|--|-----------|
| Cafego, George, QB, Tennessee.....         | 1943      |
| Caldwell, Ravin, LB, Arkansas.....         | 1987-92   |
| Caldwell, Reche, WR, Florida.....          | 2007      |
| Campbell, Jason, QB, Auburn.....           | 2005-09   |
| Campbell, Jesse, S, North Carolina St..... | 1997-98   |
| Campbell, Khary, LB, Bowling Green.....    | 2004-08   |
| Campbell, Matt, DL, South Carolina.....    | 2001      |
| Campiglio, Bob, B, W. Liberty St.....      | 1933      |
| Campofreda, Nick, C, Western Maryland..... | 1944      |
| Campora, Don, T, Pacific.....              | 1953      |
| Candidate, Trung, RB, Arizona.....         | 2003      |
| Caravello, Joe, TE, Tulane.....            | 1987-88   |
| Carlson, Mark, T, S. Connecticut St.....   | 1987      |
| Carpenter, Brian, CB, Michigan.....        | 1983-84   |
| Carpenter, Preston, E, Arkansas.....       | 1964-66   |
| Carr, Jim, LB, Morris Harvey.....          | 1964-65   |
| Carriker, Adam, DE, Nebraska.....          | 2010-12   |
| Carrier, Derek, TE, Beloit.....            | 2015-16   |
| Carrier, Mark, FS, USC.....                | 2000      |
| Carroll, Jim, LB, Notre Dame.....          | 1966-68   |
| Carroll, Leo, DE, San Diego St.....        | 1969-70   |
| Carroll, Vic, T, Nevada.....               | 1936-42   |
| Carson, John, E, Georgia.....              | 1954-59   |
| Carter, Alex, RB, Stanford.....            | 2018      |
| Carter, Andre, DE, California.....         | 2006-10   |
| Carter, Chris, LB, Fresno St.....          | 2017      |
| Carter, Ki-Jana, RB, Penn St.....          | 2001      |
| Carter, Tom, CB, Notre Dame.....           | 1993-96   |
| Cartwright, Rock, RB, Kansas St.....       | 2002-08   |
| Casares, Rick, RB, Florida.....            | 1965      |
| Caster, Rich, TE, Jackson St.....          | 1981-82   |
| Castiglia, Jim, B, Georgetown.....         | 1947-48   |
| Catalina, Tyler, G, Georgia.....           | 2017      |
| Catanzo, Al, LB, Rutgers.....              | 1996      |
| Centers, Larry, RB, Stephen F. Austin..... | 1999-2000 |
| Chamberlain, Byron, TE, Wayne St.....      | 2003      |
| Chandler, Jeff, K, Florida.....            | 2004      |
| Chase, Martin, DT, Oklahoma.....           | 2003      |
| Cherna, Hal, T, DePaul.....                | 1933      |
| Cherry, Raphael, S, Hawaii.....            | 1985      |
| Chesson, Jehu, WR, Michigan.....           | 2018      |
| Chester, Chris, G, Oklahoma.....           | 2011-14   |
| Cheverko, George, B, Ohio St.....          | 1948      |
| Choice, Tashard, RB, Georgia Tech.....     | 2011      |
| Christian, Geron, T, Louisville.....       | 2018-19   |

|   |               |
|---|---------------|
| Christensen, Erik, E, Richmond.....         | 1956          |
| Churchwell, Don, T, Mississippi.....        | 1959          |
| Cichowski, Gene, B, Indiana.....            | 1958-59       |
| Cifers, Ed, E, Tennessee.....               | 1941-42, 1946 |
| Clair, Frank, E, Ohio St.....               | 1941          |
| Claitt, Ricky, FB, Bethune-Cookman.....     | 1980-81       |
| Clark, Algy, DB, Ohio St.....               | 1932          |
| Clark, Devin, DL, New Mexico.....           | 2008          |
| Clark, Gary, WR, James Madison.....         | 1985-92       |
| Clark, Jim, G, Oregon.....                  | 1952-53       |
| Clark, Mike, DE, Florida.....               | 1981          |
| Clark, Ryan, DB, LSU.....                   | 2004-05, 14   |
| Clay, Billie, B, Mississippi.....           | 1966          |
| Clay, Ozzie, B, Iowa St.....                | 1964          |
| Clemmings, T.J., T, Pittsburgh.....         | 2017          |
| Clemons, Chris, LB, Georgia.....            | 2003-05       |
| Clemons, Nic, DL, Georgia.....              | 2005          |
| Clifton, Gregory, WR, Johnson C. Smith..... | 1993          |
| Clinton-Dix, Ha Ha, S, Alabama.....         | 2018          |
| Clout, John, B, William G. Mary.....        | 1952-53       |
| Cochran, Tom, B, Auburn.....                | 1949          |
| Cofer, Joe, S, Tennessee.....               | 1987          |
| Coffey, Ken, S, SW Texas St.....            | 1983-86       |
| Cofield, Jr., Barry, NT, Northwestern.....  | 2011-14       |
| Coia, Angelo, WR, USC.....                  | 1964-65       |
| Coleman, Ben, DL, Wake Forest.....          | 2001          |
| Coleman, Greg, P, Florida A&M.....          | 1988          |
| Coleman, Marco, DE, Georgia Tech.....       | 1999-01       |
| Coleman, Monte, LB, Central Arkansas.....   | 1979-94       |
| Coles, Laveranus, WR, Florida St.....       | 2003-04       |
| Collier, Jim, E, Arkansas.....              | 1963          |
| Collins, Andre, LB, Penn St.....            | 1990-94       |
| Collins, Landon, S, Alabama.....            | 2019          |
| Collins, Paul (Rip), E, Pittsburgh.....     | 1932-35       |
| Collins, Shane, DE, Arizona St.....         | 1992-94       |
| Collins, Todd, QB, Michigan.....            | 2006-09       |
| Colvin, Aaron, CB, Oklahoma.....            | 2019          |
| Compton, Tom, T, South Dakota.....          | 2013-15       |
| Compton, Will, LB, Nebraska.....            | 2013-17       |
| Concannon, Rick, G, NYU.....                | 1934-36       |
| Condit, Merle, B, Carnegie Tech.....        | 1945          |
| Conklin, Cary, QB, Washington.....          | 1990-93       |
| Conkright, Bill, C, Oklahoma.....           | 1943          |
| Connell, Albert, WR, Texas A&M.....         | 1997-2000     |
| Connell, Mike, P, Cincinnati.....           | 1980-81       |
| Conway, Brett, K, Penn St.....              | 1998-02       |
| Cook, Anthony, DE, South Carolina St.....   | 1999          |
| Cook, Erik, DL, New Mexico.....             | 2011          |
| Cooley, Chris, TE, Utah St.....             | 2004-12       |
| Cooper, Jonathan, G, North Carolina.....    | 2018          |
| Copeland, Anthony, LB, Louisville.....      | 1987          |
| Copeland, Danny, S, Eastern Kentucky.....   | 1991-93       |
| Corbett, Don, C, Arizona.....               | 1948          |
| Cortez, Jose, K, Oregon St.....             | 2002          |
| Coupee, Al, B, Iowa.....                    | 1946          |
| Cousins, Kirk, QB, Michigan St.....         | 2012-17       |
| Covne, John, C, Virginia Tech.....          | 1987          |
| Cowsette, Del, DT, Maryland.....            | 2001-02       |
| Cox, Bill, B, Duke.....                     | 1951-52, 1955 |
| Cox, Steve, P, Arkansas.....                | 1985-88       |
| Coyle, Eric, C, Colorado.....               | 1987          |
| Crabb, Claude, CB, Colorado.....            | 1962-63       |
| Crane, Dennis, DT, USC.....                 | 1968-69       |
| Crawford, Richard, CB, SMU.....             | 2012          |
| Cravens, Su'a, S, USC.....                  | 2016          |
| Crews, Terry, LB, Western Michigan.....     | 1995          |
| Crisler, Harold, E, San Jose St.....        | 1948-49       |
| Crissey, Cris, WR, Princeton.....           | 1981          |
| Croftcheck, Don, G, Indiana.....            | 1965-66       |
| Cronan, Peter, LB, Boston College.....      | 1981-85       |
| Cronin, Gene, DE, Pacific.....              | 1961-62       |
| Crossan, Dave, C, Maryland.....             | 1965-69       |
| Crotty, Jim, B, Notre Dame.....             | 1960-61       |
| Crow, Orien, C, Haskell Indian School.....  | 1934          |
| Crowder, Jamison, WR, Duke.....             | 2015-18       |

|  |            |
|--|------------|
| Crutchfield, Buddy, CB, N. Carolina Central..... | 1998       |
| Cudzik, Walt, C, Purdue.....                     | 1954       |
| Culliver, Chris, CB, South Carolina.....         | 2015       |
| Cundiff, Billy, K, Drake.....                    | 2012       |
| Cunningham, Doug, RB, Mississippi.....           | 1974       |
| Cunningham, Jerome, TE, Southern Conn. St.....   | 2019       |
| Cunningham, Jim, RB, Pittsburgh.....             | 1961-63    |
| Curtis, Bobby, LB, Savannah St.....              | 1987       |
| Curtis, Mike, LB, Duke.....                      | 1977-78    |
| Curtis, Travis, S, West Virginia.....            | 1988, 1991 |
| Cvercko, Andy, G, Northwestern.....              | 1963       |

## D

|  |                  |
|--|------------------|
| Dahl, Bob, G, Notre Dame.....              | 1996-97          |
| Dale, Roland, E, Mississippi.....          | 1950             |
| Daniels, Calvin, LB, North Carolina.....   | 1986             |
| Daniels, LeShun, RB, Iowa.....             | 2017             |
| Daniels, Phillip, DL, Georgia.....         | 2004-10          |
| Dalton, Lionel, DT, Eastern Michigan.....  | 2003             |
| Darre, Bernie, G, Tulane.....              | 1961             |
| Davidson, Ben, DT, Washington.....         | 1962-63          |
| Davis, Akeem, S, Memphis.....              | 2014             |
| Davis, Andy, B, George Washington.....     | 1952             |
| Davis, Brian, CB, Nebraska.....            | 1987-90          |
| Davis, Fred, T, Alabama.....               | 1941-42, 1945    |
| Davis, Fred, TE, USC.....                  | 2008-13          |
| Davis, Jack, G, Maryland.....              | 1960             |
| Davis, Ja'Gared, LB, SMU.....              | 2014             |
| Davis, James, RB, Clemson.....             | 2010             |
| Davis, Robert, WR, Georgia St.....         | 2017             |
| Davis, Stephen, RB, Auburn.....            | 1986-02          |
| Davis, Vernon, TE, Maryland.....           | 2016-19          |
| Davis, Wayne, DB, Indiana St.....          | 1989-90          |
| Davlin, Mike, T, San Francisco.....        | 1955             |
| Day, Eagle, QB, Mississippi.....           | 1959-60          |
| Deal, Rufus, B, Auburn.....                | 1942             |
| Dean, Fred, G, Texas Southern.....         | 1978-82          |
| Dean, Vernon, CB, San Diego St.....        | 1982-87          |
| de la Puente, Brian, C, California.....    | 2015             |
| DeCarlo, Art, DB, Georgia.....             | 1956-57          |
| DeCorrevont, Bill, B, Northwestern.....    | 1945             |
| Dee, Bob, DE, Holy Cross.....              | 1957-58          |
| Deeks, Don, T, Washington.....             | 1947             |
| DeFrance, Chris, WR, Arizona St.....       | 1979             |
| DeFruiter, Bob, B, Nebraska.....           | 1945-47          |
| Dekker, Al, WR, Michigan St.....           | 1953             |
| Deloplaire, Jack, RB, Salem College.....   | 1978             |
| DeMaio, Al, C, Duquesne.....               | 1945-53          |
| DeMulling, Rick, DL, Idaho.....            | 2007             |
| Dennis, Pat, DB, Louisiana Monroe.....     | 2004             |
| Dennison, Glenn, TE, Miami (Fla.).....     | 1987             |
| Denson, Moses, RB, MD Eastern Shore.....   | 1974-75          |
| Denton, Tim, CB, Sam Houston St.....       | 1998-99          |
| Dess, Darrell, G, North Carolina St.....   | 1965-66          |
| Didier, Clint, TE, Portland St.....        | 1982-87          |
| Digion, John, LB, Oregon St.....           | 1969-70          |
| Dishman, Cris, CB, Purdue.....             | 1997-98          |
| Dockery, Derrick, OL, Texas.....           | 2003-06, 2009-10 |
| Doctson, Josh, WR, TCU.....                | 2016-18          |
| Doering, Chris, WR, Florida.....           | 2002             |
| Doering, Jason, S, Wisconsin.....          | 2004             |
| Doll, Don, DE, USC.....                    | 1953             |
| Donnalley, Rick, C, North Carolina.....    | 1984-85          |
| Doolan, John, B, Georgetown.....           | 1945             |
| Dorow, Al, QB, Michigan St.....            | 1954-56          |
| Dotson, Santana, DL, Baylor.....           | 2002             |
| Doughty, Reed, S, Northern Colorado.....   | 2008-13          |
| Dow, Ken, B, Oregon St.....                | 1941             |
| Dowda, Harry, DB, Wake Forest.....         | 1949-53          |
| Dowler, Boyd, WR, Colorado.....            | 1971             |
| Downey, Patrick, DL, New Hampshire.....    | 2002             |
| Drake, Troy, T, Indiana.....               | 1998             |
| Drakeford, Tyrnone, CB, Virginia Tech..... | 2000             |
| Drazenovich, Chuck, LB, Penn St.....       | 1950-59          |
| Dubinetz, Greg, G, Yale.....               | 1979             |

# ALL-TIME ROSTER

|                                     |               |
|-------------------------------------|---------------|
| DuBois, Phil, TE, San Diego St..... | 1979-80       |
| Duckett, T.J., RB, Michigan St..... | 2006          |
| Duckworth, Joe, E, Colgate.....     | 1947          |
| Ducre, Greg, CB, Washington.....    | 2014          |
| Dudley, Bill, RB, Virginia.....     | 1950-51, 1953 |
| Duff, Jamal, DE, San Diego St.....  | 1997-98       |
| Dugan, Fred, WR, Dayton.....        | 1961-63       |
| Duich, Steve, G, San Diego St.....  | 1969          |
| Dukes, Chad, RB, Pittsburgh.....    | 2000          |
| Dunbar, Quinton, CB, Florida.....   | 2015-19       |
| Duncan, Leslie, DB, Jackson St..... | 1971-73       |
| Dunn, Casey, OL, Auburn.....        | 2018-19       |
| Dunn, Coye, B, USC.....             | 1943          |
| Dunn, K.D., TE, Clemson.....        | 1987          |
| Dupard, Reggie, RB, SMU.....        | 1989-90       |
| Dusek, Brad, LB, Texas A&M.....     | 1974-81       |
| Dwyer, Jack, DB, Loyola (CA).....   | 1951          |
| Dye, Les, E, Syracuse.....          | 1944-45       |
| Dyer, Henry, RB, Grambling St.....  | 1969-70       |

## E

|   |         |
|---|---------|
| East, Andrew, LS, Vanderbilt.....       | 2018    |
| Ecker, Enrique, T, John Carroll.....    | 1952    |
| Ecker, Tyler, TE, Michigan.....         | 2007    |
| Edwards, Brad, S, South Carolina.....   | 1990-93 |
| Edwards, Turk, T, Washington St.....    | 1932-40 |
| Edwards, Weldon, T, TCU.....            | 1948    |
| Eilers, Pat, DB, Notre Dame.....        | 1992-94 |
| Elewonibi, Moe, T, BYU.....             | 1990-93 |
| Elisara, Pita, OL, Indiana.....         | 2003    |
| Ellard, Henry, WR, Fresno St.....       | 1994-98 |
| Elliott, Matt, C, Michigan.....         | 1992    |
| Ellis, Ed, T, Buffalo.....              | 2000    |
| Ellstrom, Marv, B, Oklahoma.....        | 1943    |
| Ellstrom, Swede, FB, Oklahoma.....      | 1934    |
| Elmore, Doug, DB, Mississippi.....      | 1962    |
| Elter, Leo, RB, Duquesne.....           | 1955-57 |
| Ertman, Steve, DT, Washington.....      | 1997    |
| Erhardt, Clyde, C, Georgia.....         | 1946-49 |
| Erickson, Carl, C, Washington.....      | 1938-39 |
| Erwins, Ricky, RB, USC.....             | 1991-94 |
| Espy, Mike, WR, Mississippi.....        | 2006-07 |
| Etherly, David, CB, Portland St.....    | 1987    |
| Eubanks, John, CB, Southern Miss.....   | 2006-07 |
| Evans, Charles, RB, USC.....            | 1974    |
| Evans, Demetric, DL, Georgia.....       | 2004-08 |
| Evans, Josh, S, Florida.....            | 2016    |
| Evans, Greg, S, TCU.....                | 1998    |
| Evans, Leomont, S, Clemson.....         | 1996-99 |
| Evans, Reggie, RB, Richmond.....        | 1983    |
| Everett, Deshazor, CB/S, Texas A&M..... | 2015-19 |

## F

|   |                  |
|---|------------------|
| Fabini, Jason, OL, Cincinnati.....        | 2007-08          |
| Fanaika, Paul, G, Arizona St.....         | 2009             |
| Fanucci, Mike, DE, Arizona St.....        | 1972             |
| Farkas, Andy, FB, Detroit.....            | 1938-44          |
| Farman, Dick, G, Washington St.....       | 1939-43          |
| Farmer, Tom, B, Iowa.....                 | 1947-48          |
| Farris, Jimmy, WR, Montana.....           | 2005-07          |
| Faulkner, Jeff, DE, Southern.....         | 1993             |
| Fauria, Christian, TE, Colorado.....      | 2006             |
| Feagin, Tom, G, Houston.....              | 1963             |
| Felber, Nip, E, North Dakota.....         | 1932             |
| Felton, Ralph, LB, Maryland.....          | 1954-60          |
| Ferguson, Josh, RB, Illinois.....         | 2019             |
| Ferris, Neil, DB, Loyola (CA).....        | 1951-52          |
| Fields, Carlos, LB, Winston-Salem St..... | 2015             |
| Filchock, Frank, QB, Indiana.....         | 1938-41, 1944-45 |
| Fiore, Dave, OL, Hofstra.....             | 2003             |
| Fincher, Alfred, LB, Connecticut.....     | 2008             |
| Florentino, Al, G, Boston College.....    | 1943-44          |
| Fischer, Mark, C, Purdue.....             | 1998-01          |
| Fischer, Pat, CB, Nebraska.....           | 1968-77          |
| Fisher, Bob, T, USC.....                  | 1940             |

|   |           |
|---|-----------|
| Flanagan, Matt, TE, Pittsburgh.....     | 2018      |
| Flemister, Zeron, TE, Iowa.....         | 2000-03   |
| Fletcher, Derrick, G, Baylor.....       | 2000      |
| Fletcher, London, LB, John Carroll..... | 2007-13   |
| Flick, Tom, QB, Washington.....         | 1981      |
| Flores, Mike, DT, Louisville.....       | 1995      |
| Flowers, Ereck, G, Miami.....           | 2019      |
| Flowers, Richmond, QB, Duke.....        | 2002      |
| Floyd, Michael, WR, Notre Dame.....     | 2018      |
| Foltz, Vernon, C, St. Vincent's.....    | 1944      |
| Forbath, Kai, K, UCLA.....              | 2012-15   |
| Forté, Ike, RB, Arkansas.....           | 1978-80   |
| Foster, Mason, LB, Washington.....      | 2015-18   |
| Foster, Reuben, LB, Alabama.....        | 2019      |
| Fox, Keyaron, LB, Georgia Tech.....     | 2011      |
| Fox, Vernon, S, Fresno St.....          | 2006-07   |
| Foxx, Dion, LB, James Madison.....      | 1995      |
| Frahm, Dick, B, Nebraska.....           | 1935      |
| Frain, Todd, TE, Nebraska.....          | 1986      |
| Francis, A.J., DL, Maryland.....        | 2017      |
| Francis, Dave, FB, Ohio St.....         | 1963      |
| Francis, James, LB, Baylor.....         | 1999      |
| Frankian, Ike, E, St. Mary's.....       | 1933      |
| Franklin, Orlando, T, Miami (Fla.)..... | 2017      |
| Franklin, Todd, DB, Tulsa.....          | 2002-04   |
| Frazier, Frank, G, Miami (Fla.).....    | 1987      |
| Freeman, Bob, DB, Auburn.....           | 1962      |
| Frerotte, Gus, QB, Tulsa.....           | 1994-98   |
| Friedman, Lennie, OL, Duke.....         | 2003-04   |
| Friesz, John, QB, Idaho.....            | 1994      |
| Frisch, Dave, TE, Colorado St.....      | 1997      |
| Fritsch, Ted, C, St. Norbert.....       | 1976-79   |
| Frost, Derrick, P, Northern Iowa.....   | 2005-07   |
| Fryar, Irving, WR, Nebraska.....        | 1999-2000 |
| Fryer, Brian, WR, Alberta (Canada)..... | 1976-78   |
| Fugett, Jean, TE, Amherst.....          | 1976-79   |
| Fulcher, Bill, G, Georgia Tech.....     | 1956-58   |
| Fuller, Kendall, CB, Virginia Tech..... | 2016-17   |
| Fuller, Kyle, OL, Baylor.....           | 2018      |
| Fuller, Larry, B, No College.....       | 1944-45   |

## G

|  |         |
|--|---------|
| Gaffney, Jabar, WR, Florida.....           | 2011    |
| Gaffney, Jim, B, Tennessee.....            | 1945-46 |
| Gage, Steve, S, Tulsa.....                 | 1987-88 |
| Gaines, William, DT, Florida.....          | 1995-97 |
| Galbraith, Scott, TE, USC.....             | 1995-96 |
| Galette, Junior, LB, Stillman.....         | 2017    |
| Galloway, Joey, WR, Ohio St.....           | 2010    |
| Gannon, Rich, QB, Delaware.....            | 1993    |
| Gano, Graham, K, Florida St.....           | 2009-11 |
| Ganther, Quinton, RB, Utah.....            | 2009    |
| Garçon, Pierre, WR, Mount Union.....       | 2012-16 |
| Gardener, Daryl, DT, Baylor.....           | 2002    |
| Gardner, Rod, WR, Clemson.....             | 2001-04 |
| Garner, Dwight, RB, California.....        | 1986    |
| Garrett, Alvin, WR, Angelo St.....         | 1981-84 |
| Garvin, Terence, LB, West Virginia.....    | 2016    |
| Garzoni, Mike, B, USC.....                 | 1947    |
| Gatewood, Curtis, LB, Vanderbilt.....      | 2009    |
| Geathers, Clifton, DE, South Carolina..... | 2014    |
| Geathers, James, DT, Wichita St.....       | 1990-92 |
| Geisinger, Justin, G, Vanderbilt.....      | 2008    |
| Gentry, Lee, B, Tulsa.....                 | 1941    |
| George, Jeff, QB, Illinois.....            | 2000-01 |
| German, Jim, QB, Centre College.....       | 1939    |
| Gesek, John, C, Cal St. Sacramento.....    | 1994-95 |
| Gettis, Adam, G, Iowa.....                 | 2013    |
| Giaquinto, Nick, RB, Connecticut.....      | 1981-83 |
| Gibson, Alec, DT, Illinois.....            | 1987    |
| Gibson, Joe, B, Tulsa.....                 | 1943    |
| Gilbert, Sean, DT, Pittsburgh.....         | 1996    |
| Gillespie, Robert, RB, Florida.....        | 2002    |
| Gilmer, Harry, QB, Alabama.....            | 1948-54 |
| Givens, Reggie, LB, Penn St.....           | 2000    |

|   |                  |
|---|------------------|
| Glick, Gary, DB, Colorado A&M.....        | 1959-61          |
| Gob, Art, E, Pittsburgh.....              | 1959-60          |
| Godfrey, Randall, LB, Georgia.....        | 2007             |
| Gogolak, Charlie, K, Princeton.....       | 1966-68          |
| Goldson, Dashon, S, Washington.....       | 2015             |
| Golston, Kedric, DT, Georgia.....         | 2006-16          |
| Gomes, DeJon, S, Nebraska.....            | 2011-12          |
| Goodburn, Kelly, P, Emporia St.....       | 1990-93          |
| Goode, Bob, RB, Texas A&M.....            | 1949-51, 1954-55 |
| Goodnight, Clyde, E, Tulsa.....           | 1949-50          |
| Goodyear, John, B, Marquette.....         | 1942             |
| Goosby, Tom, G, Baldwin-Wallace.....      | 1966             |
| Gouveia, Kurt, LB, BYU.....               | 1987-94, 99      |
| Graf, Dave, LB, Penn St.....              | 1981             |
| Graf, Rick, LB, Wisconsin.....            | 1993             |
| Graham, Don, LB, Penn St.....             | 1989             |
| Graham, Kent, QB, Ohio St.....            | 2001             |
| Grant, Alan, CB, Stanford.....            | 1994             |
| Grant, Bob, LB, Wake Forest.....          | 1971             |
| Grant, Darryl, DT, Rice.....              | 1981-90          |
| Grant, Frank, WR, S. Colorado St.....     | 1973-78          |
| Grant, Orantes, LB, Georgia.....          | 2002-03          |
| Grant, Ryan, RB, Notre Dame.....          | 2012             |
| Grant, Ryan, WR, Tulane.....              | 2014-17          |
| Gray, Bill, G, Oregon St.....             | 1947-48          |
| Green, Darrell, CB, Texas A&M.....        | 1983-02          |
| Green, Jacques, WR, Florida.....          | 2002             |
| Green, Mike, S, Northwestern St.....      | 2008             |
| Green, Robert, RB, William & Mary.....    | 1992             |
| Green, Tony, RB, Florida.....             | 1978             |
| Green, Trent, QB, Indiana.....            | 1995-98          |
| Greer, Donovan, CB, Texas A&M.....        | 2001             |
| Griffin, Cedric, CB, Texas.....           | 2012             |
| Griffin, Cornelius, DT, Alabama.....      | 2004-08          |
| Griffin, Keith, RB, Miami (Fla.).....     | 1984-88          |
| Griffin III, Robert, QB, Baylor.....      | 2012-15          |
| Grimm, Dan, C, Colorado.....              | 1969             |
| Grimm, Russ, G, Pittsburgh.....           | 1981-91          |
| Grossman, Rex, QB, Florida.....           | 2010-11          |
| Guglielmi, Ralph, QB, Notre Dame.....     | 1955, 1958-60    |
| Guice, Derrius, RB, LSU.....              | 2018-19          |
| Gulledge, David, FS, Jacksonville St..... | 1992             |
| Gumbs, Jose, S, Monmouth.....             | 2013             |
| Gundlach, Herman, G, Harvard.....         | 1935             |

## H

|   |         |
|---|---------|
| Hackbart, Dale, DB, Wisconsin.....        | 1961-63 |
| Hageman, Fred, C, Kansas.....             | 1961-64 |
| Haight, Mike, T, Iowa.....                | 1992    |
| Haines, Kris, WR, Notre Dame.....         | 1979    |
| Haji-Sheikh, Ali, K, Michigan.....        | 1987    |
| Haley, Dick, DB, Pittsburgh.....          | 1959-60 |
| Haley, Jermaine, DT, Butte College.....   | 2003-04 |
| Hall, DeAngelo, CB/S, Virginia Tech.....  | 2008-17 |
| Hall, Galen, QB, Penn St.....             | 1962    |
| Hall, John, K, Wisconsin.....             | 2003-06 |
| Hall, Windlan, DB, Arizona St.....        | 1977    |
| Ham, Derrick, DE, Miami (Fla.).....       | 2000    |
| Hamdan, Gilbran, QB, Indiana.....         | 2003    |
| Hamel, Dean, DT, Tulsa.....               | 1985-88 |
| Hamilton, Justin, S, Virginia Tech.....   | 2008    |
| Hamilton, Malcolm, LB, Baylor.....        | 1998-99 |
| Hamilton, Rick, LB, Central Florida.....  | 1993-94 |
| Hamilton, Shaun Dion, LB, Alabama.....    | 2010-19 |
| Hamilton, Steve, DE, East Carolina.....   | 1985-88 |
| Hamlin, Gene, C, Western Michigan.....    | 1970    |
| Hamm, Je'Ron, TE, Louisiana-Monroe.....   | 2015    |
| Hammond, Bobby, RB, Morgan St.....        | 1979-80 |
| Hanburger, Chris, LB, North Carolina..... | 1965-78 |
| Hancock, Mike, TE, Idaho St.....          | 1973-75 |
| Hankerson, Leonard, WR, Miami (Fla.)..... | 2011-14 |
| Hanna, Zip, G, South Carolina.....        | 1945    |
| Hansen, Ron, G, Minnesota.....            | 1954    |
| Harbour, Dave, C, Illinois.....           | 1988-89 |
| Hardeman, Buddy, RB, Iowa St.....         | 1979-80 |

# ALL-TIME ROSTER

Hare, Cecil, FB, Gonzaga.....1941-42, 1945  
 Hare, Ray, QB, Gonzaga.....1940-43  
 Harlan, Jim, T, Howard Payne.....1978  
 Harmon, Clarence, RB, Mississippi St.....1977-82  
 Harmon, Kelvin, WR, North Carolina St.....2019  
 Harold, George, B, Allen.....1968  
 Harraway, Charley, RB, San Jose St.....1969-73  
 Harris, Don, S, Rutgers.....1978-79  
 Harris, Hank, G, Texas.....1947-48  
 Harris, Jeremy, CB, New Mexico St.....2015  
 Harris, Jim, DB, Howard Payne.....1970  
 Harris, Joe, LB, Georgia Tech.....1977  
 Harris, Macho, S, Virginia Tech.....2010  
 Harris, Maurice, WR, California.....2016-18  
 Harris, Rickie, DB, Arizona.....1965-70  
 Harris, Steven, WR, Arkansas.....2006-07  
 Harris, Walt, CB, Mississippi St.....2004-05  
 Harrison, Kenny, WR, SMU.....1980  
 Harrison, Lloyd, CB, North Carolina St.....2000  
 Harrison, Nolan, DE, Indiana.....2000  
 Harry, Carl, WR, Utah.....1989, 92  
 Hart, Jim, QB, Southern Illinois.....1984  
 Hartley, Howard, B, Duke.....1948  
 Hartman, Bill, B, Georgia.....1938  
 Harvey, Ken, LB, California.....1994-98  
 Harvey-Clemons, Josh, LB, Louisville.....2017-19  
 Harvin, Allen, RB, Cincinnati.....1987  
 Haskins Jr., Dwayne, QB, Ohio St.....2019  
 Hasselbeck, Tim, QB, Boston College.....2003  
 Hatcher, Jason, DE, Grambling St.....2014-15  
 Hatcher, Ron, FB, Michigan St.....1982  
 Hauss, Len, C, Georgia.....1964-77  
 Haws, Kurt, TE, Utah.....1994  
 Hayden, Ken, C, Arkansas.....1943  
 Hayes, Jeff, P, North Carolina.....1982-85  
 Haymond, Alvin, DB, Southern.....1972  
 Haynes, Hall, DB, Santa Clara.....1950, 1953-55  
 Haynes, Reggie, TE, UNLV.....1978  
 Haynesworth, Albert, DT, Tennessee.....2009-10  
 Hayward, Adam, LB, Portland St.....2014-15  
 Hazelwood, Ted, T, North Carolina.....1953  
 Heath, Leon, FB, Oklahoma.....1951-53  
 Heck, Andy, T, Notre Dame.....1999-2000  
 Hecker, Norb, DB, Baldwin-Wallace.....1955-57  
 Heenan, Pat, E, Notre Dame.....1980  
 Hegarty, Bill, T, Villanova.....1980  
 Heinz, Bob, DT, Pacific.....1978  
 Helu, Jr., Roy, RB, Nebraska.....2011-14  
 Hendershot, Larry, LB, Arizona St.....1967  
 Henderson, Jon, WR, Colorado St.....1970  
 Hendren, Bob, T, USC.....1949-51  
 Hennessey, Jerry, DE, Santa Clara.....1952-53  
 Henson, Robert, LB, TCU.....2009-10  
 Hertges, Hale, TE, Alabama.....2019  
 Hermeling, Terry, T, Nevada.....1970-80  
 Hernandez, Joe, WR, Arizona.....1964  
 Hester, Treyvon, DT, Toledo.....2019  
 Heyer, Stephon, OL, Maryland.....2007-10  
 Hickman, Dallas, DE, California.....1976-81  
 Hickman, Donnie, G, USC.....1978  
 Hicks, Artis, G/T, Memphis.....2010  
 Hicks, Skip, RB, UCLA.....1998-2000  
 Hightower, Tim, RB, Richmond.....2011  
 Hill, Calvin, RB, Yale.....1976-77  
 Hill, Irv, B, Trinity.....1933  
 Hill, Nate, DE, Auburn.....1989  
 Hitchcock, Ray, C, Minnesota.....1987  
 Hoage, Terry, S, Georgia.....1991  
 Hobbs, Stephen, WR, North Alabama.....1990-92  
 Hochertz, Martin, DE, Southern Illinois.....1993  
 Hodgson, Pat, TE, Georgia.....1966  
 Hoelscher, David, DT, Eastern Kentucky.....1998  
 Hoffman, Bob, RB, USC.....1940-41  
 Hoffman, John, DE, Hawaii.....1969-70  
 Hogeboom, Gary, QB, Central Michigan.....1990

Hokuf, Steve, B, Nebraska.....1933-35  
 Holcomb, Cole, LB, North Carolina.....2019  
 Holdman, Warrick, LB, Texas A&M.....2005-06  
 Hollar, John, B, Appalachian St.....1948-49  
 Hollenbach, Sam, QB, Maryland.....2007  
 Holliday, Ronnie, DL, North Carolina.....2010  
 Hollingquest, Lamont, LB, USC.....1993-94  
 Holloway, Derrek, WR, Arkansas.....1986  
 Holly, Bob, QB, Princeton.....1982-83  
 Holman, Walter, RB, West Virginia St.....1987  
 Holman, Willie, DE, South Carolina St.....1973  
 Holmer, Walt, B, Northwestern.....1933  
 Holmes, Lendy, S, Oklahoma.....2009  
 Holsay, Bernard, DL, Duke.....2003  
 Holsay, Joshua, CB, Auburn.....2017-18  
 Hood, Evander "Ziggy", DL, Missouri.....2016-18  
 Hopkins, Dustin, K, Florida St.....2015-19  
 Horner, Sam, B, VMI.....1960-61  
 Horstmann, Roy, FB, Purdue.....1933  
 Horton, Chris, S, UCLA.....2008-10  
 Horton, Ethan, TE, North Carolina.....1994  
 Hostetler, Jeff, QB, West Virginia.....1997  
 Houghton, Jerry, T, Washington St.....1950  
 Houston, Ken, S, Prairie View A&M.....1973-80  
 Houston, Walt, G, Purdue.....1955  
 Hover, Don, LB, Washington St.....1978-79  
 Howard, Desmond, WR, Michigan.....1992-94  
 Howard, Austin, T, Northern Iowa.....2018  
 Howell, Dixie, B, Alabama.....1937  
 Hudson, Bob, G, Clemson.....1959  
 Huff, Ken, G, North Carolina.....1983-85  
 Huff, Sam, LB, West Virginia.....1964-67, 1969  
 Hughley, George, FB, Central Oklahoma St.....1965  
 Hull, Josh, LB, Penn St.....2013  
 Hull, Mike, RB, USC.....1971-74  
 Humphrey, Myles, LB, Shepherd.....2019  
 Humphries, Stan, QB, NE Louisiana.....1989-91  
 Huntington, Greg, C, Penn St.....1993  
 Hunter, Bill, DB, Syracuse.....1965  
 Hurley, George, G, Washington St.....1932-33  
 Hurt, Maurice, G, Florida.....2011-12  
 Husak, Todd, QB, Stanford.....2000  
 Husted, Michael, K, Virginia.....2000  
 Hutson, Tony, G, NE Oklahoma.....2000  
 Hyatt, Fred, WR, Auburn.....1973

## I

Ihenacho, Duke, S, San Jose St.....2014-16  
 Imhof, Martin, DE, San Diego St.....1974  
 Intrieri, Marne, G, Loyola [Md.].....1933-34  
 Ioannidis, Matt, DL, Temple.....2016-19  
 Irwin, Don, FB, Colgate.....1936-39  
 Izo, George, QB, Notre Dame.....1961-64

## J

Jackson, Bernard, DB, Tennessee.....2002  
 Jackson, Charles, S, Texas Tech.....1987  
 Jackson, DeSean, WR, California.....2014-16  
 Jackson, Ladairis, DE, Oregon St.....2002-03  
 Jackson, Leroy, RB, Western Illinois.....1962-63  
 Jackson, Rob, DE/LB, Kansas St.....2008-13  
 Jackson, Steve, LB, Texas-Arlington.....1966-67  
 Jackson, Trenton, WR, Illinois.....1967  
 Jackson, Wilbur, FB, Alabama.....1980-82  
 Jacobs, Jack, QB, Oklahoma.....1946  
 Jacobs, Taylor, WR, Florida.....2003-05  
 Jacoby, Joe, T/G, Louisville.....1981-93  
 Jefferys, John, G, Penn St.....1946  
 Jagielski, Harry, T, Indiana.....1956  
 James, Dick, RB, Oregon.....1956-63  
 James, Erasmus, DE, Wisconsin.....2008  
 Janowicz, Vic, B, Ohio St.....1954-55  
 Jansen, Jon, T, Michigan.....1999-08  
 Jaqua, Jon, S, Lewis & Clark.....1970-72  
 Jarmon, Jeremy, LB, Kentucky.....2009-10

Jarrett, Craig, P, Michigan St.....2002  
 Jarrett, Kyshoen, DB, Virginia Tech.....2015  
 Jean Francois, Ricky, DE, LSU.....2015-16  
 Jeffcoat, Jackson, LB, Texas.....2014-15  
 Jefferson, Roy, WR, Utah.....1971-76  
 Jencks, Bob, K/E, Miami [OH].....1965  
 Jenkins, Brandon, LB, Florida St.....2013  
 Jenkins, Cullen, DL, Central Michigan.....2016  
 Jenkins, Jacques, FB, Vanderbilt.....1943, 1946  
 Jenkins, James, TE, Rutgers.....1991-2000  
 Jenkins, Jarvis, DE, Clemson.....2012-14  
 Jenkins, Ken, RB, Bucknell.....1985-86  
 Jensen, Marcel, TE, Fresno St.....2015  
 Jessie, Tim, RB, Auburn.....1987  
 Jimoh, Ade, DB, Utah St.....2003-06  
 Johnson, A. C, SB, SW Texas St.....1989-94  
 Johnson, Andrew, T, Penn St.....1996  
 Johnson, Billy, WR, Widener.....1988  
 Johnson, Brad, QB, Minnesota.....1999-2000  
 Johnson, Bryan, FB, Boise St.....2000-03  
 Johnson, Danny, CB, Southern.....2018-19  
 Johnson, Dennis, DT, Delaware.....1974-77  
 Johnson, Dominique, CB, Jackson St.....2012  
 Johnson, Jeron, S, Boise St.....2015  
 Johnson, Jimmie, TE, Howard.....1989-91  
 Johnson (Howard), Joe, WR, Notre Dame.....1989-91  
 Johnson, Josh, QB, San Diego.....2018  
 Johnson, Larry, C, Haskell Indian.....1933-35, 1944  
 Johnson, Larry, RB, Penn St.....2010  
 Johnson, Mitch, T, UCLA.....1966-68, 1972  
 Johnson, Patrick, WR, Oregon.....2003  
 Johnson, Randy, QB, Texas A&M.....1975  
 Johnson, Richard, WR, Colorado.....1987  
 Johnson, Rob, QB, USC.....2003  
 Johnson, Robert, TE, Auburn.....2005  
 Johnson, Sidney, CB, California.....1990-92  
 Johnson, Tim, DT, Penn St.....1990-95  
 Johnson, Tre, T, Temple.....1994-2000, 02  
 Johnston, Jim, B, Washington.....1939-40  
 Jones, Aki, DL, Fordham.....2005  
 Jones, Anthony, TE, Wichita St.....1984-88  
 Jones, Arthur, DL, Syracuse.....2017  
 Jones, Chuck, E, George Washington.....1955  
 Jones, David, C, Texas.....1987  
 Jones, David, CB, Wingate.....2012  
 Jones, Deacon, DE, Mississippi Vocational.....1974  
 Jones, Greg, LB, Colorado.....1997-00  
 Jones, Harvey, B, Baylor.....1947  
 Jones, Jimmie, DE, Wichita St.....1971-73  
 Jones, Joe, DE, Tennessee St.....1979-80  
 Jones, Kenyatta, DL, South Florida.....2003-04  
 Jones, Larry, WR, NE Missouri St.....1974-77  
 Jones, Levi, OT, Arizona St.....2009  
 Jones, Matt, RB, Florida.....2015-16  
 Jones, Melvin, G, Houston.....1981  
 Jones, Robert, LB, East Carolina.....2001  
 Jones, Rod, OL, Kansas [JR].....2002  
 Jones, Stan, DT, Maryland.....1966  
 Jordan, Akeem, LB, James Madison.....2014  
 Jordan, Curtis, FS, Texas Tech.....1981-86  
 Jordan, Jeff, RB, Washington.....1971-72  
 Joseph, Joe, DL, Miami [Fla.].....2010  
 Joseph, Ricot, DB, Central Florida.....2002  
 Junker, Steve, E, Xavier.....1961-62  
 Junkin, Trey, LB, Louisiana Tech.....1984  
 Jurgensen, Sonny, QB, Duke.....1964-74  
 Justice, Charlie, RB, UNC.....1950, 1952-54  
 Justice, Ed, B, Gonzaga.....1936-42  
 Juzwik, Steve, B, Notre Dame.....1942

## K

Kahn, Ed, G, North Carolina.....1935-37  
 Kalu, Nduluke, DE, Rice.....1998-2000  
 Kamp, Jim, T, Oklahoma City.....1933  
 Kammerer, Carl, DE, Pacific.....1963-69

# ALL-TIME ROSTER

|  |               |
|--|---------------|
| Kane, Rick, RB, San Jose St.....         | 1984          |
| Kantor, Joe, RB, Notre Dame.....         | 1966          |
| Karamatic, George, B, Gonzaga.....       | 1938          |
| Karas, Emil, E, Dayton.....              | 1959          |
| Karcher, Jim, G, Ohio St.....            | 1936-39       |
| Karras, Lou, T, Purdue.....              | 1950-52       |
| Karras, Ted, DT, Northwestern.....       | 1987          |
| Katrishen, Mike, T, Southern Miss.....   | 1948-49       |
| Kaufman, Mel, LB, Cal Poly.....          | 1981-88       |
| Kawal, Ed, C, Illinois.....              | 1937          |
| Kearse, Frank, DE, Alabama A&M.....      | 2014-15       |
| Keating, Chris, LB, Maine.....           | 1985          |
| Keenum, Case, QB, Houston.....           | 2019          |
| Keenan, Jack, T, South Carolina.....     | 1944-45       |
| Kehl, Bryan, LB, BYU.....                | 2012-13       |
| Kehr, Rick, G, Carthage.....             | 1987          |
| Kelley, Gordon, LB, Georgia.....         | 1962-63       |
| Kelley, Rob, RB, Tulane.....             | 2016-18       |
| Kelly, John, T, Florida A&M.....         | 1966-67       |
| Kelly, Malcolm, WR, Oklahoma.....        | 2008-10       |
| Kemoatu, Ma'ake, NT, Utah.....           | 2010          |
| Kendall, Pete, OL, Boston College.....   | 2007-08       |
| Keenally, Gus, E, St. Bonaventure.....   | 1932          |
| Kerin, Zac, OL, Toledo.....              | 2018          |
| Kerr, Jim, DB, Penn St.....              | 1961-62       |
| Kerrigan, Ryan, LB, Purdue.....          | 2011-19       |
| Khayat, Bob, K, Mississippi.....         | 1960, 1962-63 |
| Khayat, Ed, DT, Tulane.....              | 1957, 1962-63 |
| Kidys, Darvin, WR, Texas Southern.....   | 2018-19       |
| Kiick, Jim, RB, Wyoming.....             | 1977          |
| Killings, Cedric, DL, Carson-Newman..... | 2005          |
| Kilmer, Bill, QB, UCLA.....              | 1971-78       |
| Kimball, Bruce, G, Massachusetts.....    | 1983-84       |
| Kimble, Garry, CB, Sam Houston St.....   | 1987          |
| Kimmel, J.D., T, Houston.....            | 1955-56       |
| Kimmel, Jon, LB, Colgate.....            | 1987          |
| Kimrin, Ola, K, Texas El Paso.....       | 2004          |
| Kincaid, Jim, B, South Carolina.....     | 1954          |
| Kinney, Kelvin, DE, Virginia St.....     | 1997-98       |
| Kirk, Randy, LB, San Diego St.....       | 1990          |
| Kitts, Jim, FB, Ferrum.....              | 1998          |
| Knight, Curt, K, Coast Guard.....        | 1969-73       |
| Knighton, Terrance, NT, Temple.....      | 2015          |
| Koch, Markus, DE, Boise St.....          | 1986-91       |
| Koniszewski, John, T, GW.....            | 1945-46, 1948 |
| Kopay, Dave, RB, Washington.....         | 1969-70       |
| Kouandjio, Arie, G, Alabama.....         | 2015-17       |
| Kovatch, John, E, Notre Dame.....        | 1942, 46      |
| Kozlowski, Brian, TE, Connecticut.....   | 2004-07       |
| Krakoski, Joe, B, Illinois.....          | 1961          |
| Krakoski, Joe, LB, Washington.....       | 1986          |
| Krause, Max, FB, Gonzaga.....            | 1937-40       |
| Krause, Paul, DB, Iowa.....              | 1964-67       |
| Krause, Red, C, St. Louis.....           | 1938          |
| Kresky, Joe "Mink", G, Wisconsin.....    | 1932          |
| Krause, Ray, T, Maryland.....            | 1960          |
| Kruczek, Mike, QB, Boston College.....   | 1980          |
| Krueger, Al, RB, USC.....                | 1941-42       |
| Kubin, Larry, LB, Penn St.....           | 1982-84       |
| Kuchta, Frank, C, Notre Dame.....        | 1958-59       |
| Kuehl, Ryan, DT, Virginia.....           | 1998-97       |
| Kupp, Jake, G, Washington.....           | 1966          |
| Kuziel, Bob, G, Pittsburgh.....          | 1975-80       |

## L

|                                      |               |
|--------------------------------------|---------------|
| Laaveg, Paul, G, Iowa.....           | 1970-75       |
| Lachey, Jim, T, Ohio St.....         | 1988-95       |
| Ladler, Kenny, S, Vanderbilt.....    | 2018          |
| Landry, LaRon, S, LSU.....           | 2007-11       |
| Lane, Skip, S, Mississippi.....      | 1987          |
| Lang, Kenard, DE, Miami (Fla.).....  | 1987-01       |
| Lanier II, Anthony, Alabama A&M..... | 2016-17       |
| Lapka, Ted, E, St. Ambrose.....      | 1943-44, 1946 |
| LaPresta, Benny, B, St. Louis.....   | 1933          |
| Larson, Bill, TE, Colorado St.....   | 1977          |

|  |                  |
|--|------------------|
| Larson, Pete, RB, Cornell.....               | 1967-68          |
| Lasse, Dick, LB, Syracuse.....               | 1960-61          |
| Lathrop, Kit, DT, Arizona St.....            | 1987             |
| Laster, Donald, T, Tennessee St.....         | 1982-83          |
| Laufenberg, Babe, QB, Indiana.....           | 1983-85          |
| Lauvaog, Shawn, G, Arizona St.....           | 2014-18          |
| Lavender, Joe, CB, San Diego St.....         | 1976-82          |
| Law, Dennis, WR, East Tennessee St.....      | 1979             |
| Lawrence, Don, T, Notre Dame.....            | 1959-61          |
| LeBaron, Eddie, QB, Pacific.....             | 1952-53, 1955-59 |
| Leeuwenburg, Jay, G, Colorado.....           | 2000             |
| Lemek, Ray, T, Notre Dame.....               | 1957-61          |
| Lennan, Reid, G, No College.....             | 1945             |
| Leon, Tony, G, Alabama.....                  | 1943             |
| LeRibeus, Josh, G, SMU.....                  | 2012-15          |
| Lewis, Dan, RB, Wisconsin.....               | 1965             |
| Lewis, Lance, WR, East Carolina.....         | 2013             |
| Lewis, Ron, G, Washington St.....            | 1995             |
| Leverette, Otis, DE, UAB.....                | 2001-02          |
| Liebenstein, Todd, DE, UNLV.....             | 1982-85          |
| Lichtensteiger, Kory, OL, Bowling Green..... | 2010-16          |
| Lipscomb, Paul, T, Tennessee.....            | 1950-54          |
| Livingston, Howie, B, Fullerton JC.....      | 1948-50          |
| Lloyd, Brandon, WR, Illinois.....            | 2006-07          |
| Lockett, JW, B, Central Oklahoma St.....     | 1964             |
| Lockett, Kevin, WR, Kansas St.....           | 2001-02          |
| Locklear, Sean, T, North Carolina St.....    | 2011             |
| Logan, Marc, FB, Kentucky.....               | 1995-97          |
| Lohmler, Chip, K, Minnesota.....             | 1988-94          |
| Lolaiti, Al, G, Weber St.....                | 1945             |
| Long, Bob, WR, Wichita St.....               | 1969             |
| Long, Spencer, G/C, Nebraska.....            | 2014-17          |
| Lookabaugh, John, E, Maryland.....           | 1946-47          |
| Looney, Joe Don, RB, Oklahoma.....           | 1966-67          |
| Lorch, Karl, DT, USC.....                    | 1976-81          |
| Lott, Andre, DB, Tennessee.....              | 2002-04          |
| Lovato, Rick, LS, Old Dominion.....          | 2016             |
| Love, John, WR, North Texas St.....          | 1967             |
| Loverne, David, DL, San Jose St.....         | 2002             |
| Lowy, Gary, B, Michigan St.....              | 1956-57          |
| Lowe, Quentin, LB, Youngstown St.....        | 1981-83          |
| Luce, Lew, B, Penn St.....                   | 1961             |
| Lyle, Keith, S, Virginia.....                | 2001             |
| Lynch, Dick, B, Notre Dame.....              | 1958             |

## M

|  |               |
|--|---------------|
| MacAfee, Ken, E, Alabama.....                  | 1959          |
| Macioszczyk, Art, FB, Western Michigan.....    | 1948          |
| MacKlin, David, CB, Penn St.....               | 2007          |
| MacMurdo, Jim, T, Pittsburgh.....              | 1932-33       |
| Madarik, Elmer, B, Detroit.....                | 1948          |
| Malinchak, Bill, WR, Indiana.....              | 1970-74, 1976 |
| Malone, Benny, RB, Arizona St.....             | 1978-79       |
| Malone, Charley, E, Texas A&M.....             | 1934-40, 1942 |
| Mandeville, Chris, DB, Cal-Davis.....          | 1989          |
| Manley, Dexter, DE, Oklahoma St.....           | 1981-89       |
| Mann, Charles, DE, Nevada-Reno.....            | 1983-93       |
| Manton, Tilly, FB, TCJ.....                    | 1938          |
| Manusky, Greg, LB, Colgate.....                | 1988-90       |
| Marciniak, Ron, C, Kansas St.....              | 1955          |
| Marcus, Pete, E, Kentucky.....                 | 1944          |
| Marshall, Byron, RB, Oregon.....               | 2017-18       |
| Marshall, Lemar, LB, Michigan St.....          | 2002-06       |
| Marshall, Leonard, DT, LSU.....                | 1994          |
| Marshall, Rich, T, Stephen F. Austin.....      | 1966          |
| Marshall, Wilber, LB, Florida.....             | 1988-92       |
| Martin, Aaron, DB, North Carolina College..... | 1968          |
| Martin, Jamie, QB, Weber St.....               | 1997          |
| Martin, Jim, K, Notre Dame.....                | 1964          |
| Martin, Steve, DE, Jackson St.....             | 1987          |
| Martin, Wes, G, Indiana.....                   | 2019          |
| Mason, Eddie, LB, North Carolina.....          | 1999-02       |
| Mason, Marcus, RB, Youngstown St.....          | 2009          |
| Mason, Tommy, RB, Tulane.....                  | 1971-72       |
| Masterson, Bob, E, Miami (Fla.).....           | 1938-43       |

|  |               |
|--|---------------|
| Maston, Le'Shai, FB, Baylor.....           | 1998          |
| Matich, Trevor, C, BYU.....                | 1994-96       |
| Matthews, Shane, QB, Florida.....          | 2002          |
| Mattson, Riley, T, Oregon.....             | 1961-64       |
| Mauti, Rich, WR, Penn St.....              | 1984          |
| May, Mark, T, Pittsburgh.....              | 1981-89       |
| Mayhew, Martin, CB, Florida St.....        | 1989-92       |
| Mays, Alvoid, CB, West Virginia.....       | 1990-94       |
| Mays, Damon, WR, Missouri.....             | 1996          |
| Mazurek, Fred, B, Pittsburgh.....          | 1965-66       |
| McCabe, Dick, B, Pittsburgh.....           | 1959          |
| McCants, Darmerien, WR, Delaware St.....   | 2002-04       |
| McCardell, Keenan, WR, UNLV.....           | 2007          |
| McCauley, Marcus, CB, Fresno St.....       | 2009          |
| McChesney, Bob, E, UCLA.....               | 1936-42       |
| McClain, Terrell, DL, South Florida.....   | 2017          |
| McClellion, Central, CB, Ohio St.....      | 2001          |
| McClure, Stefan, S, California.....        | 2017          |
| McCoy, Anthony, TE, USC.....               | 2015          |
| McCoy, Colt, QB, Texas.....                | 2014-19       |
| McCrary, Greg, TE, Clark.....              | 1978, 1981    |
| McCune, Robert, LB, Louisville.....        | 2005-06       |
| McCullough, Sultan, RB, USC.....           | 2003          |
| McDaniel, John, WR, Lincoln.....           | 1978-80       |
| McDaniel, Le Charles, CB, Cal Poly.....    | 1981-82       |
| McDole, Ron, DE, Nebraska.....             | 1971-78       |
| McDonald, Ray, RB, Idaho.....              | 1967-68       |
| McEwen, Craig, TE, Utah.....               | 1987-88       |
| McGee, Stacy, DL, Oklahoma.....            | 2017-18       |
| McGee, Tim, WR, Tennessee.....             | 1993          |
| McGee, Tony, DE, Bishop (TX).....          | 1982-84       |
| McGrath, Mark, WR, Montana St.....         | 1983-85       |
| McGriff, Curtis, DT, Alabama.....          | 1987          |
| McIntosh, Rocky, LB, Miami (Fla.).....     | 2006-11       |
| McKee, Paul, E, Syracuse.....              | 1947-48       |
| McKeever, Marlin, LB, USC.....             | 1968-70       |
| McKenzie, Raleigh, G, Tennessee.....       | 1985-94       |
| McKinzie, Zion, WR, South Carolina.....    | 1980          |
| McKinzy, Cassanova, LB, Auburn.....        | 2018          |
| McLaurin, Terry, WR, Ohio St.....          | 2019          |
| McLinton, Harold, LB, Southern.....        | 1969-78       |
| McMillan, Mark, CB, Alabama.....           | 1999          |
| McNabb, Donovan, QB, Syracuse.....         | 2010          |
| McNeil, Clifton, WR, Grambling St.....     | 1971-72       |
| McNeil, Nick, LB, Western Carolina.....    | 2005          |
| McPhail, Hal, FB, Xavier.....              | 1934-35       |
| McPhee, Pernell, LB, Mississippi St.....   | 2018          |
| McQuaid, Dan, T, UNLV.....                 | 1985-87       |
| McQuilken, Kim, QB, Lehigh.....            | 1978-80       |
| McRae, Stan, E, Michigan St.....           | 1946          |
| Meade, Jim, B, Maryland.....               | 1939-40       |
| Meads, Johnny, LB, Nicholls St.....        | 1992          |
| Meadows, Ed, DB, Duke.....                 | 1959          |
| Melinger, Steve, E, Kentucky.....          | 1956-57       |
| Mendenhall, Mat, DE, BYU.....              | 1981-82       |
| Meriweather, Brandon, S, Miami (Fla.)..... | 2012-14       |
| Merkle, Ed, G, Oklahoma A&M.....           | 1944          |
| Merling, Phillip, DE, Clemson.....         | 2013          |
| Mercein, Chuck, RB, Yale.....              | 1969          |
| Metcalf, Terry, RB, San Diego St.....      | 1981          |
| Michaels, Ed, G, Villanova.....            | 1937          |
| Micka, Mike, FB, Colgate.....              | 1944          |
| Mickles, Joe, RB, Mississippi.....         | 1989          |
| Middleton, Ron, TE, Auburn.....            | 1988, 1990-93 |
| Millen, Matt, LB, Penn St.....             | 1991          |
| Miller, Allen, LB, Ohio.....               | 1962-63       |
| Miller, Clark, DE, Utah St.....            | 1969          |
| Miller, Dan, K, Miami (Fla.).....          | 1982          |
| Miller, Fred, T, Pacific.....              | 1955          |
| Miller, Gabe, LB, Oregon St.....           | 2014          |
| Miller, Harlan, CB, SE Louisiana.....      | 2018          |
| Miller, John, T, Boston College.....       | 1956, 1958-59 |
| Miller, Tom, B, Hampden-Sydney.....        | 1945          |
| Millner, Wayne, E, Notre Dame.....         | 1936-41, 1945 |
| Mills, Lamar, DT, Indiana.....             | 1994          |

# ALL-TIME ROSTER

|   |                  |
|---|------------------|
| Milot, Rich, LB, Penn St.....             | 1979-87          |
| Milstead, Rod, G, Delaware St.....        | 1998-99          |
| Mirns, Chris, DT, Tennessee.....          | 1997             |
| Mingo, Gene, K, No College.....           | 1967             |
| Minnifield, Chase, CB, Virginia.....      | 2014             |
| Mitchell, Bobby, FL, Illinois.....        | 1962-68          |
| Mitchell, Brian, RB, SW Louisiana.....    | 1990-99          |
| Mitchell, Kevin, LB, Syracuse.....        | 2000-03          |
| Mitchell, Marko, WR, Nevada.....          | 2009             |
| Mitchell, Michael, CB, Howard Payne.....  | 1987             |
| Mix, Anthony, WR, Auburn.....             | 2007             |
| Modzelewski, Dick, DT, Maryland.....      | 1953-54          |
| Mojsejenko, Ralf, P, Michigan St.....     | 1989-90          |
| Molinaro, Jim, OL, Notre Dame.....        | 2004-06          |
| Mormsen, Tony, C, Michigan.....           | 1952             |
| Monachino, Jim, B, California.....        | 1955             |
| Monaco, Ray, G, Holy Cross.....           | 1944             |
| Monasco, Don, B, Texas.....               | 1954             |
| Monk, Art, WR, Syracuse.....              | 1980-93          |
| Mont, Tommy, QB, Maryland.....            | 1947-49          |
| Montgomery, Anthony, DT, Minnesota.....   | 2006-09          |
| Montgomery, Will, OL, Virginia Tech.....  | 2008-13          |
| Moody, Nick, LB, Florida State.....       | 2016             |
| Moore, Chuck, G, Arkansas.....            | 1962             |
| Moore, Darryl, G, UTEP.....               | 1992-93          |
| Moore, Jeff, RB, Jackson St.....          | 1984             |
| Moore, Larry, C, BYU.....                 | 2002-03          |
| Moore, Kareem, S, Nicholls St.....        | 2008-10          |
| Moore, Michael, G, Troy St.....           | 2000             |
| Moore, Wilbur, B, Minnesota.....          | 1939-46          |
| Moran, Jim, G, Holy Cross.....            | 1935-36          |
| Moreau, Fabian, CB, UCLA.....             | 2017-19          |
| Moreland, Jimmy, CB, James Madison.....   | 2019             |
| Morgan, Bob, DT, Maryland.....            | 1954             |
| Morgan, Boyd, S, USC.....                 | 1939-40          |
| Morgan, Joshua, WR, Virginia Tech.....    | 2012-13          |
| Morgan, Mike, LB, LSU.....                | 1968             |
| Morley, Sam, E, Stanford.....             | 1954             |
| Morris, Alfred, RB, Florida Atlantic..... | 2012-15          |
| Morris, Jamie, RB, Michigan.....          | 1988-89          |
| Morrison, Darryl, S, Arizona.....         | 1993-96          |
| Morrison, Tim, CB, North Carolina.....    | 1986-87          |
| Mortensen, Fred, QB, Arizona St.....      | 1979             |
| Morton, Chad, RB, USC.....                | 2003-04          |
| Morton, Christian, DB, Illinois.....      | 2005             |
| Morton, Michael, RB, UNLV.....            | 1985             |
| Moseley, Mark, K, Stephen F. Austin.....  | 1974-86          |
| Moses, Morgan, T, Virginia.....           | 2014-19          |
| Moss, Eddie, RB, SE Missouri St.....      | 1977             |
| Moss, Joe, T, Maryland.....               | 1952             |
| Moss, Santana, WR, Miami [Fla.].....      | 2005-14          |
| Muhammad, Calvin, WR, TX Southern.....    | 1984-85          |
| Mul-Key, Herb, RB, No College.....        | 1972-74          |
| Murphy, Jerome, CB, South Florida.....    | 2012-13          |
| Murphy, Mark, S, Colgate.....             | 1977-84          |
| Murphy, Trent, LB, Stanford.....          | 2014-16          |
| Murray, Eddie, K, Tulane.....             | 1995, 2000       |
| Murrell, Adrian, RB, West Virginia.....   | 2000             |
| Musgrove, Spain, DT, Utah St.....         | 1967-69          |
| Musick, Jim, FB, USC.....                 | 1932-33, 1935-36 |
| Myers, Rob, TE, Utah St.....              | 2011             |
| Myśliński, Tom, G, Tennessee.....         | 1992             |

## N

|  |         |
|--|---------|
| Natowich, Andy, B, Holy Cross.....       | 1944    |
| Ndukwe, Ikechukwu, OL, Northwestern..... | 2005    |
| Nelms, Mike, KR, Baylor.....             | 1980-84 |
| Nelson, Ralph, RB, No College.....       | 1975    |
| Niemi, Laurie, T, Washington St.....     | 1949-53 |
| Neild, Chris, NT, West Virginia.....     | 2011-13 |
| Nelson, Kyle, LS, New Mexico St.....     | 2013    |
| Nichols, Gerald, DT, Florida State.....  | 1993    |
| Nicholson, Montae, S, Michigan St.....   | 2017-19 |
| Ninowski, Jim, QB, Michigan St.....      | 1967-68 |
| Nisby, John, G, Pacific.....             | 1962-64 |

|  |               |
|--|---------------|
| Nix, Doyle, B, SMU.....                    | 1958-59       |
| Nobile, Leo, G, Penn St.....               | 1947          |
| Noble, Brandon, DL, Penn St. [IR '05]..... | 2003-05       |
| Noble, James, WR, Stephen F. Austin.....   | 1986          |
| Nock, George, RB, Morgan St.....           | 1972          |
| Noga, Al, DE, Hawaii.....                  | 1993          |
| Norman, Jim, T, No College.....            | 1955          |
| Norman, Josh, CB, Coastal Carolina.....    | 2016-19       |
| Norris, Hal, B, California.....            | 1955-56       |
| North, Jim T, Central Washington.....      | 1944          |
| Norton, Jim, T, Washington.....            | 1969          |
| Nott, Doug, B, Detroit.....                | 1935          |
| Nottage, Dexter, DE, Florida AGM.....      | 1994-96       |
| Novak, Nick, K, Maryland.....              | 2005-06       |
| Nsekhe, Ty, T, Texas St.....               | 2015-18       |
| Nugent, Dan, G, Auburn.....                | 1976-78, 1980 |
| Nussbaumer, Bob, E, Michigan.....          | 1947-48       |

## O

|                                       |         |
|---------------------------------------|---------|
| O'Brien, Fran, T, Michigan St.....    | 1960-66 |
| O'Brien, Gail, T, Nebraska.....       | 1934-36 |
| O'Dell, Stu, LB, Indiana.....         | 1974-77 |
| Odum, Chris, LB, Arkansas St.....     | 2019    |
| Ohalet, Ifeanyi, S, USC.....          | 2001-03 |
| Ogryn, Pat, DT, Wyoming.....          | 1981-82 |
| Ogunbowale, Dare, RB, Wisconsin.....  | 2017    |
| Okoro, Kenny, CB, Wake Forest.....    | 2014    |
| Olliphant, Mike, RB, Puget Sound..... | 1988    |
| Oliver, Muhammad, CB, Oregon.....     | 1995    |
| Olkewicz, Neal, LB, Maryland.....     | 1979-89 |
| Olsson, Les, G, Mercer.....           | 1934-38 |
| Olszewski, John, B, California.....   | 1958-60 |
| Orakpo, Brian, DE/LB, Texas.....      | 2009-14 |
| Orchard, Nate, DE/LB, Utah.....       | 2019    |
| Ort, Terry, TE, Texas.....            | 1986-93 |
| Osborne, Tom, WR, Hastings [NE].....  | 1960-61 |
| Ostrowski, Chet, E, Notre Dame.....   | 1954-59 |
| Owen, Tom, QB, Wichita St.....        | 1982    |
| Owens, Brig, DB, Cincinnati.....      | 1966-77 |
| Owens, Don, T, Southern Miss.....     | 1957    |
| Owens, Rich, DE, Lehigh.....          | 1995-97 |

## P

|   |               |
|---|---------------|
| Paea, Stephen, DE, Oregon St.....           | 2015          |
| Paine, Jeff, LB, San Jose St.....           | 1986          |
| Painter, Vinston, OL, Virginia Tech.....    | 2016          |
| Pakulak, Glenn, P, Kentucky.....            | 2009          |
| Paluck, John, DE, Pittsburgh.....           | 1956, 1959-65 |
| Palmer, Sterling, DE, Florida St.....       | 1993-96       |
| Papit, John, B, Virginia.....               | 1951-53       |
| Pardee, Jack, LB, Texas A&M.....            | 1971-72       |
| Parks, Mickey, C, Oklahoma.....             | 1938-40       |
| Parris, Timon, OL, Stony Brook.....         | 2018-19       |
| Parrish, Lemar, CB, Lincoln.....            | 1978-81       |
| Pasqua, Joe, T, SMU.....                    | 1943          |
| Patemoster, Angelo, G, Georgetown.....      | 1943          |
| Patten, David, WR, Western Carolina.....    | 2005-06       |
| Patterson, Dimitri, DB, Tuskegee.....       | 2005          |
| Patton, Joe, T, Alabama A&M.....            | 1994-98       |
| Patton, Marcus, LB, UCLA.....               | 1995-98       |
| Paul, Niles, WR/TE, Nebraska.....           | 2011-17       |
| Paul, Tito, CB, Ohio St.....                | 1999          |
| Paulescu, Sam, P, Oregon St.....            | 2010          |
| Paulsen, Logan, TE, UCLA.....               | 2010-15       |
| Payne, Daron, DL, Alabama.....              | 2018-19       |
| Peebles, Jim, E, Vanderbilt.....            | 1946-49, 1951 |
| Peete, Rodney, QB, USC.....                 | 1999          |
| Peiffer, Dan, C, Southeast Missouri St..... | 1980          |
| Pellegrini, Bob, LB, Maryland.....          | 1962-65       |
| Penn, Donald, T, Utah St.....               | 2019          |
| Pepper, Gene, G, Missouri.....              | 1950-53       |
| Pergine, John, LB, Notre Dame.....          | 1973-75       |
| Perine, Samaje, RB, Oklahoma.....           | 2017-18       |
| Perrin, Lonnie, RB, Illinois.....           | 1979          |
| Peters, Floyd, T, San Francisco St.....     | 1970          |

|  |                  |
|--|------------------|
| Peters, Otha, LB, Louisiana-Lafayette.....   | 2017             |
| Peters, Tony, S, Oklahoma.....               | 1979-82, 1984-85 |
| Peters, Volney, T, USC.....                  | 1954-57          |
| Peterson, Adrian, RB, Oklahoma.....          | 2018-19          |
| Peterson, Nelson, RB, West Va. Wesleyan..... | 1937             |
| Petty, Phil, G, Missouri.....                | 1987             |
| Pettibon, Richie, S, Tulane.....             | 1971-72          |
| Phillips, Dashaun, CB, Tarleton St.....      | 2015-16          |
| Phillips, Joe, WR, Kentucky.....             | 1985, 87         |
| Piasecky, Al, E, Duke.....                   | 1943-45          |
| Pierce, Antonio, LB, Arizona.....            | 2001-04          |
| Pierce, Dan, RB, Memphis St.....             | 1970             |
| Pierschbacher, Ross, C, Alabama.....         | 2019             |
| Pinckert, Ernie, FB, USC.....                | 1932-40          |
| Plackemeier, Ryan, P, Wake Forest.....       | 2008             |
| Planutis, Jerry, B, Michigan St.....         | 1956             |
| Plummer, Terrance, LB, Central Florida.....  | 2015             |
| Podoley, Jim, RB, Central Michigan.....      | 1957-60          |
| Poillon, Dick, B, Canisius.....              | 1942, 1946-49    |
| Polsfoot, Fran, E, Washington St.....        | 1953             |
| Polumbus, Tyler, T, Colorado.....            | 2011-14          |
| Ponds, Antwaun, LB, Syracuse.....            | 1998             |
| Porter, Tracy, CB, Indiana.....              | 2014             |
| Portis, Clinton, RB, Miami [Fla.].....       | 2004-10          |
| Post, Jeff, LB, Southern Miss.....           | 2006             |
| Potter, John, K, Western Michigan.....       | 2013             |
| Pottios, Myron, LB, Notre Dame.....          | 1971-73          |
| Pounds, Darryl, CB, Nicholls St.....         | 1995-99          |
| Pourdanesh, Shar, T, Nevada.....             | 1996-98          |
| Powell, Carl, DL, Louisville.....            | 2002             |
| Presley, Lee, C, Oklahoma.....               | 1945             |
| Prestel, Jim, T, Idaho.....                  | 1966-67          |
| Pringle, Pierson, S, Virginia Tech.....      | 2005-07          |
| Pronuto, Vince, G, Holy Cross.....           | 1960-70          |
| Pryor, Sr., Terrelle, WR, Ohio State.....    | 2017             |
| Pucillo, Mike, OL, Auburn.....               | 2006-07          |
| Pugh, Jordan, S, Texas A&M.....              | 2012-13          |

## Q

|  |         |
|--|---------|
| Quick, Brian, WR, Appalachian St.....    | 2017-18 |
| Quinlan, Bill, DE, Michigan St.....      | 1965    |
| Quinn, Richard, TE, North Carolina.....  | 2011    |
| Quinn, Trey, WR, Southern Methodist..... | 2018-19 |
| Quirk, Ed, B, Missouri.....              | 1948-51 |

## R

|   |                  |
|---|------------------|
| Raab, Marc, C, USC.....                       | 1993             |
| Raba, Bob, TE, Maryland.....                  | 1981             |
| Rabach, Casey, DL, Wisconsin.....             | 2005-10          |
| Rae, Mike, QB, USC.....                       | 1981             |
| Rambo, Bacari, S, Georgia.....                | 2013-14          |
| Ramsey, Knox, G, William & Mary.....          | 1952-53          |
| Ramsey, Patrick, QB, Tulane.....              | 2002-05          |
| Randle El, Antwan, WR, Indiana.....           | 2006-09          |
| Rasby, Walter, TE, Wake Forest.....           | 2001-02          |
| Rashad, Sha'reff, S, Central Florida.....     | 2010             |
| Raymer, Cory, C, Wisconsin.....               | 1995-01, 2004-05 |
| Reaves, Jeremy, S, South Alabama.....         | 2018-19          |
| Reaves, Willard, RB, Northern Arizona.....    | 1989             |
| Reger, Ron, B, Northwestern.....              | 1966             |
| Redd, Jr., Silas, RB, USC.....                | 2014-15          |
| Reed, Alvin, TE, Prairie View A&M.....        | 1973-75          |
| Reed, Andre, WR, Kutztown [PA].....           | 2000             |
| Reed, Bob, G, Tennessee St.....               | 1965             |
| Reed, Jordan, TE, Florida.....                | 2013-19          |
| Reger, John, LB, Pittsburgh.....              | 1964-66          |
| Renfro, Will, T, Memphis St.....              | 1957-59          |
| Reyes, Kendall, DE, Connecticut.....          | 2016             |
| Reynolds, Mack, QB, LSU.....                  | 1960             |
| Rhoady, Demetrius, C, Tennessee St.....       | 2017             |
| Ribar, Frank, G, Duke.....                    | 1943             |
| Ricca, Jim, C, Georgetown.....                | 1951-54          |
| Richard, Stanley, S, Texas.....               | 1995-98          |
| Richardson, Grady, TE, Cal St. Fullerton..... | 1979-80          |
| Richardson, Huey, LB, Florida.....            | 1992             |

# ALL-TIME ROSTER

|   |                  |
|---|------------------|
| Richardson, Paul, WR, Colorado.....       | 2018-19          |
| Richter, Pat, WR, Wisconsin.....          | 1963-70          |
| Rinehart, Chad, OL, Northern Iowa.....    | 2008-09          |
| Riggins, John, RB, Kansas.....            | 1976-79, 1981-85 |
| Riggs, Gerald, RB, Arizona St.....        | 1989-91          |
| Riggs, Jim, TE, Clemson.....              | 1993             |
| Riley, Jack, T, Northwestern.....         | 1933             |
| Riley, Jr., Perry, LB, LSU.....           | 2010-15          |
| Roberts, Andre, WR, The Citadel.....      | 2014-15          |
| Roberts, Jack, B, Georgia.....            | 1932             |
| Roberts, Walter, WR, San Jose St.....     | 1969-70          |
| Robertson, Pete, LB, Texas Tech.....      | 2017             |
| Robinson, Aldrick, WR, SMU.....           | 2012-14          |
| Robinson, Dave, LB, Penn St.....          | 1973-74          |
| Robinson, Keenan, LB, Texas.....          | 2012-15          |
| Robinson, Lybrant, DE, Delaware St.....   | 1989             |
| Robinson, Tony, QB, Tennessee.....        | 1987             |
| Robinson, Trenton, S, Michigan St.....    | 2013-15          |
| Robinson, William, T, San Diego St.....   | 2009             |
| Roby, Reggie, P, Iowa.....                | 1993-94          |
| Rocca, Sav, P, Australia.....             | 2011-13          |
| Rock, Walter, T, Maryland.....            | 1968-73          |
| Rocker, Tracy, DT, Auburn.....            | 1989-90          |
| Rodgers Cro, Dominique, CB, Tenn. St..... | 2019             |
| Roehnel, Bill, LB, Bradley.....           | 1960             |
| Rogers, Carlos, CB, Auburn.....           | 2005-10          |
| Rogers, George, RB, South Carolina.....   | 1985-87          |
| Rogers, Justin, CB, Richmond.....         | 2014-15          |
| Rosato, Sal, B, Villanova.....            | 1945-47          |
| Rose, Carlton, LB, Michigan.....          | 1987             |
| Rose, Nick, K, Texas.....                 | 2017             |
| Rosenfels, Sage, QB, Iowa St.....         | 2001             |
| Ross, Rashad, WR, Arizona St.....         | 2015-16          |
| Rosso, George, B, Ohio St.....            | 1954             |
| Roullier, Chase, C, Wyoming.....          | 2017-19          |
| Roussel, Tom, LB, Southern Miss.....      | 1968-70          |
| Roussos, Mike, T, Pittsburgh.....         | 1948-49          |
| Rowe, Ray, TE, San Diego St.....          | 1992-93          |
| Royal, Robert, TE, LSU.....               | 2003-05          |
| Rubert, Evan, RB, Penn St.....            | 2011-13          |
| Rudder, Ed, QB, Louisville.....           | 1987             |
| Rucker, Keith, DT, Ohio Wesleyan.....     | 1997             |
| Runnels, Tom, RB, North Texas St.....     | 1956-57          |
| Rush, Tyrone, RB, North Alabama.....      | 1994             |
| Russell, Anderson, S, Ohio St.....        | 2010             |
| Russell, Bo, T, Auburn.....               | 1939-40          |
| Russell, Cliff, WR, Utah.....             | 2002-03          |
| Russell, Darrell, DT, USC.....            | 2003             |
| Russell, Twan, LB, Miami (Fla.).....      | 1997-99          |
| Rutgens, Joe, DT, Illinois.....           | 1961-69          |
| Ruthstrom, Ralph, B, SMU.....             | 1947             |
| Rutledge, Jeff, QB, Alabama.....          | 1990-92          |
| Ryan, Frank, QB, Rice.....                | 1969-70          |
| Ryczek, Dan, C, Virginia.....             | 1973-75          |
| Rykovich, Jules, B, Illinois.....         | 1952-53          |
| Rymkus, Lou, T, Notre Dame.....           | 1943             |
| Rypien, Mark, QB, Washington St.....      | 1987-93          |
| Rzempoluch, Ted, DB, Virginia.....        | 1963             |

## S

|                                       |         |
|---------------------------------------|---------|
| Saenz, Eddie, RB, USC.....            | 1946-51 |
| Sagnella, Anthony, DT, Rutgers.....   | 1987    |
| Salave'a, Joe, DL, Arizona.....       | 2004-06 |
| Salem, Ed, B, Alabama.....            | 1951    |
| Salter, Bryant, S, Pittsburgh.....    | 1974-75 |
| Sample, Johnny, DB, Maryland St.....  | 1963-65 |
| Samuels, Chris, T, Alabama.....       | 2000-09 |
| Sanchez, John, T, San Francisco.....  | 1947-49 |
| Sanchez, Mark, DB, USC.....           | 2018    |
| Sanders, Chris, TE, Texas A&M.....    | 1997    |
| Sanders, Deion, CB, Florida St.....   | 2000    |
| Sanders, Lonnie, DB, Michigan St..... | 1986-87 |
| Sanders, Ricky, WR, SW Texas St.....  | 1993-93 |
| Sandifer, Dan, DB, LSU.....           | 1948-49 |
| Sanford, Haywood, E, Alabama.....     | 1940    |

|   |                  |
|---|------------------|
| Sanford, Jamarca, S, Ole Miss.....            | 2014             |
| Sarboe, Phil, DB, Washington St.....          | 1934             |
| Sardisco, Tony, G, Tulane.....                | 1956             |
| Sasa, Don, DT, Washington St.....             | 1997             |
| Saul, Ron, G, Michigan St.....                | 1976-81          |
| Savage, Sebastian, CB, North Carolina St..... | 1995             |
| Savvyer, John, TE, Southern Miss.....         | 1983             |
| Scafile, John, T, Tulane.....                 | 1933             |
| Scanlan, Jerry, T, Hawaii.....                | 1980-81          |
| Scarbath, Jack, QB, Maryland.....             | 1953-54          |
| Scherff, Brandon, G, Iowa.....                | 2015-19          |
| Schick, Doyle, LB, Kansas.....                | 1961             |
| Schilling, Ralph, E, Oklahoma City.....       | 1946             |
| Schlereth, Mark, G, Idaho.....                | 1989-94          |
| Schmidt, Kermit E, Cal Poly-Pomona.....       | 1932             |
| Schoenke, Ray, G, SMU.....                    | 1966-75          |
| Schrader, Jim, C, Notre Dame.....             | 1954, 1956-61    |
| Schroeder, Jay, QB, UCLA.....                 | 1984-87          |
| Scissum, Williard, G, Alabama.....            | 1987             |
| Scott, Darrion, DL, Ohio St.....              | 2010-11          |
| Scott, Greg, DE, Hampton.....                 | 2002             |
| Scott, Jake, S, Georgia.....                  | 1976-78          |
| Scotti, Ben, DB, Maryland.....                | 1959-61          |
| Scudero, Joe, B, San Francisco.....           | 1954-58          |
| Scully, Mike, C, Illinois.....                | 1988             |
| Seals, George, G, Missouri.....               | 1964             |
| Seay, Virgil, WR, Troy St.....                | 1981-84          |
| Sebek, Nick, B, Indiana.....                  | 1950             |
| Sedoris, Chris, C, Purdue.....                | 1996             |
| Sedborg, John, E, Arizona St.....             | 1965             |
| Sellers, Mike, FB, Walla Walla.....           | 1998-00, 2004-11 |
| Seno, Frank, B, George Wash.....              | 1943-44, 1949    |
| Sensabaugh, Coty, CB, Clemson.....            | 2019             |
| Serwanga, Kato, CB, California.....           | 2001             |
| Settle, Tim, DL, Virginia Tech.....           | 2018-19          |
| Settles, Tony, LB, Elon.....                  | 1987             |
| Sevenson, Jeff, DB, Long Beach St.....        | 1972             |
| Seymour, Bob, B, Oklahoma.....                | 1940-45          |
| Shade, Sam, S, Alabama.....                   | 1999-02          |
| Sharp, Everett, T, California Tech.....       | 1944-45          |
| Shedd, Kenny, WR, Northern Iowa.....          | 2000             |
| Shepard, Derrick, WR, Oklahoma.....           | 1987-88          |
| Shepherd, Bill, FB, Western Maryland.....     | 1935             |
| Shepherd, Leslie, WR, Temple.....             | 1994-98          |
| Shiner, Dick, QB, Maryland.....               | 1964-66          |
| Shoener, Herb, E, Iowa.....                   | 1948-49          |
| Shorter, Jim, DB, Detroit.....                | 1964-67          |
| Shugart, Clyde, G, Iowa St.....               | 1939-44          |
| Shula, Don, DB, John Carroll.....             | 1957             |
| Shuler, Heath, QB, Tennessee.....             | 1994-96          |
| Siano, Tony, C, Fordham.....                  | 1932             |
| Siegert, Herb, G, Illinois.....               | 1949-51          |
| Siemering, Larry, C, San Francisco.....       | 1935-36          |
| Simmons, Ed, T, Eastern Washington.....       | 1987-97          |
| Simmons, Roy, G, Georgia Tech.....            | 1983             |
| Simon, John, RB, Louisiana Tech.....          | 2003             |
| Simpson, Chad, RB, Morgan St.....             | 2010             |
| Sims, Cam, WR, Alabama.....                   | 2018-19          |
| Sims, Keith, G, Iowa St.....                  | 1987-2000        |
| Sims Jr., Steven, WR, Kansas.....             | 2019             |
| Sinclair, Matt, LB, Illinois.....             | 2007             |
| Sink, Steve, T, Duquesne.....                 | 1934-36          |
| Sistrunk, Manny, DT, Arkansas AM&N.....       | 1970-75          |
| Skaggs, Justin, WR, Evangel.....              | 2002             |
| Silvinski, Steve, G, Washington.....          | 1939-43          |
| Smallwood, Wendell, RB, West Virginia.....    | 2019             |
| Smith, Alex, QB, Utah.....                    | 2018-19          |
| Smith, Alex, TE, Stanford.....                | 2015             |
| Smith, Ben, E, Alabama.....                   | 1937             |
| Smith, Bruce, DE, Virginia Tech.....          | 2000-03          |
| Smith, Cedric, FB, Florida.....               | 1994-95          |
| Smith, Clifton, LB, Syracuse.....             | 2003             |
| Smith, Derek M., LB, Arizona St.....          | 1997-2000        |
| Smith, Dick, DB, Northwestern.....            | 1967-68          |
| Smith, Ed, FB, NYU.....                       | 1936             |

|  |                  |
|--|------------------|
| Smith, George, C, California.....        | 1937, 1941-43    |
| Smith, Hunter, P, Notre Dame.....        | 2009-10          |
| Smith, Hugh, E, Kansas.....              | 1962             |
| Smith, Larry, E, Stanford.....           | 1943             |
| Smith, Jerry, TE, Arizona St.....        | 1965-77          |
| Smith, Jim, DB, Oregon.....              | 1968             |
| Smith, Jimmy, RB, Elon.....              | 1984             |
| Smith, John, WR, North Texas St.....     | 1978             |
| Smith, Larry, RB, Florida.....           | 1974             |
| Smith, Marcus, LB, Louisville.....       | 2018             |
| Smith, Maurice, CB, Georgia.....         | 2019             |
| Smith, Paul, DE, New Mexico.....         | 1979-80          |
| Smith, Ricky, CB, Alabama St.....        | 1984             |
| Smith, Riley, QB, Alabama.....           | 1936-38          |
| Smith, Preston, LB, Mississippi St.....  | 2015-18          |
| Smith, Timmy, RB, Texas Tech.....        | 1987-88          |
| Smith, Vernice, G, Florida A&M.....      | 1993-95          |
| Smith, Willie, T, East Carolina.....     | 2011             |
| Smithson, Fish, S, Kansas.....           | 2017             |
| Smoot, Fred, CB, Miss. St.....           | 2001-04, 2007-08 |
| Snead, Norm, QB, Wake Forest.....        | 1961-63          |
| Sneddon, Bob, B, St. Mary's (CA).....    | 1944             |
| Snidow, Ron, DE, Oregon.....             | 1963-67          |
| Snipes, Angelo, LB, West Georgia.....    | 1986             |
| Snow, Justin, LS, Baylor.....            | 2012             |
| Snowden, Jim, T, Notre Dame.....         | 1965-71          |
| Soboleski, Joe, G, Michigan.....         | 1949             |
| Sommer, Mike, B, Geo. Wash.....          | 1958-59, 1961    |
| Sommers, Jack, C, UCLA.....              | 1947             |
| Spaight, Martrell, LB, Arkansas.....     | 2015-17          |
| Spaniel, Frank, B, Notre Dame.....       | 1950             |
| Sparks, Dave, G, South Carolina.....     | 1954             |
| Spirida, John, E, St. Anselm's.....      | 1939             |
| Springs, Shawn, CB, Ohio St.....         | 2004-08          |
| Sprinkle, Jeremy, TE, Arkansas.....      | 2017-19          |
| Stacco, Ed, T, Colgate.....              | 1948             |
| Stai, Brenden, G, Nebraska.....          | 2002             |
| Stallings, Don, E, North Carolina.....   | 1960             |
| Stallworth, Donté, WR, Tennessee.....    | 2011             |
| Stanfel, Dick, G, San Francisco.....     | 1956-58          |
| Stanley, Walter, WR, Mesa (CO).....      | 1990             |
| Starke, George, T, Columbia.....         | 1973-84          |
| Stasica, Leo, B, Colorado.....           | 1943             |
| Staton, Jim, T, Wake Forest.....         | 1951             |
| Steber, John, G, Georgia Tech.....       | 1948-50          |
| Steffen, Jim, DB, UCLA.....              | 1961-65          |
| Stenn, Paul, T, Villanova.....           | 1946             |
| Stensrud, Mike, DT, Iowa St.....         | 1989             |
| Stephens, Lenard, TE, Howard.....        | 2002             |
| Stephens, Louis, G, San Francisco.....   | 1955-60          |
| Stephens, Rod, LB, Georgia Tech.....     | 1995-96          |
| Steponovich, Mike, G, St. Mary's.....    | 1933             |
| Stevens, Matt, S, Appalachian St.....    | 1998-2000        |
| Stief, Dave, WR, Portland St.....        | 1983             |
| Stits, Bill, DB, UCLA.....               | 1959             |
| Stokes, Mark, WR, VMI.....               | 1993             |
| Stokes, Fred, DE, Georgia Southern.....  | 1989-92          |
| Stokes, Tim, T, Oregon.....              | 1975-77          |
| Stone, Ken, S, Vanderbilt.....           | 1973-75          |
| Stout, Pete, B, TCU.....                 | 1949-50          |
| Stoutmire, Omar, S, Fresno St.....       | 2005, 2007       |
| Stovall, Dick, C, Abilene Christian..... | 1949             |
| Stowe, Tyrone, LB, Rutgers.....          | 1994             |
| Storka, Clem, G, Georgetown.....         | 1938-42, 1945-46 |
| Strickland, Fred, LB, Purdue.....        | 1999             |
| Stroman, Greg, CB, Virginia Tech.....    | 2018-19          |
| Stuart, Jim, T, Oregon.....              | 1938             |
| Stubblefield, Dana, DT, Kansas.....      | 1998-00          |
| Sturt, Fred, G, Bowling Green.....       | 1974             |
| Synchula, Andy, DT, Penn St.....         | 1960-63          |
| Stynchun, Shaun, K, Bowling Green.....   | 2006-09          |
| Sufsted, Alex, G, Miami (OH).....        | 2002             |
| Sullivan, John, C, Notre Dame.....       | 2016             |
| Suminski, Dave, G, Wisconsin.....        | 1953             |
| Sundberg, Nick, LS, California.....      | 2010-19          |

# ALL-TIME ROSTER

|  |         |
|--|---------|
| Sutton, Ed, B, North Carolina.....       | 1957-59 |
| Sutton, Eric, CB, San Diego St.....      | 1996    |
| Swearinger, D.J., S, South Carolina..... | 2017-18 |
| Sweat, Montez, DE, Mississippi St.....   | 2019    |
| Sweeney, Walt, G, Syracuse.....          | 1974-75 |
| Sykes, Bob, B, San Jose St.....          | 1952    |
| Symonette, Josh, S, Tennessee Tech.....  | 2000    |
| Szafaryn, Len, T, North Carolina.....    | 1949    |
| Szott, Dave, DL, Penn St.....            | 2001    |

## T

|   |                    |
|---|--------------------|
| Talbert, Diron, DT, Texas.....                | 1971-80            |
| Tamm, Ralph, T, West Chester.....             | 1991               |
| Tanner, Barron, DT, Oklahoma.....             | 1999               |
| Tapp, Barry, LB, Virginia Tech.....           | 2013               |
| Taylor, Charley, WR, Arizona St.....          | 1964-77            |
| Taylor, Hugh (Bones), E, Oklahoma City.....   | 1947-54            |
| Taylor, Jason, LB, DE, Akron.....             | 2008               |
| Taylor, Keith, S, Illinois.....               | 1994-96            |
| Taylor, Mike, T, USC.....                     | 1971               |
| Taylor, Roosevelt, DB, Grambling St.....      | 1972               |
| Taylor, Sean, S, Miami (Fla.).....            | 2004-07            |
| Temple, Mark, B, Oregon.....                  | 1936               |
| Tereshinski, Joe, E, Georgia.....             | 1947-54            |
| Terrell, Daryl, DL, Southern Miss.....        | 2003               |
| Terrell, David, CB, Texas - El Paso.....      | 2000-03            |
| Theismann, Joe, QB, Notre Dame.....           | 1974-85            |
| Theofiledes, Harry, QB, Waynesburg.....       | 1968               |
| Thibodeaux, Keith, CB, NW Louisiana.....      | 1997               |
| Thieleman, R.C., G, Arkansas.....             | 1985-88            |
| Thomas, Chris, WR, Cal Poly.....              | 1997-99            |
| Thomas, Devin, WR, Michigan St.....           | 2008-10            |
| Thomas, Duane, RB, West Texas St.....         | 1973-74            |
| Thomas, George, B, Oklahoma.....              | 1950-51            |
| Thomas, Johnny, CB, Baylor.....               | 1988-90, 92-94     |
| Thomas, Mike, RB, UNLV.....                   | 1975-78            |
| Thomas, Phillip, S, Fresno St.....            | 2014               |
| Thomas, Pierre, RB, Illinois.....             | 2015               |
| Thomas, Ralph, E, San Francisco.....          | 1955-56            |
| Thomas, Randy, DL, Mississippi St.....        | 2003-09            |
| Thomas, Simeon, CB, Louisiana Lafayette.....  | 2019               |
| Thomas, Spencer, S, Washburn.....             | 1975               |
| Thompson, Brandy, CB, Boise St.....           | 2011               |
| Thompson, Chris, RB, Florida St.....          | 2013-19            |
| Thompson, Derris, WR, Baylor.....             | 1999-02            |
| Thompson, Ricky, WR, Baylor.....              | 1978-81            |
| Thompson, Steve, DT, Minnesota.....           | 1987               |
| Thrash, James, WR, Mo. Southern.....          | 1997-2000, 2004-08 |
| Thure, Brian, T, California.....              | 1995               |
| Thurlow, Steve, RB, Stanford.....             | 1966-68            |
| Tice, Mike, TE, Maryland.....                 | 1989               |
| Tillman, Rusty, LB, Northern Arizona.....     | 1970-77            |
| Tilton, Ron, G, Tulane.....                   | 1986               |
| Titchener, Bob, C, San Jose St.....           | 1940-42            |
| Todd, Dick, RB, Texas A&M.....                | 1939-42, 1945-48   |
| Tolbin, Brendan, K, Richmond.....             | 1987               |
| Toler, Greg, CB, Saint Paul's.....            | 2016               |
| Toneff, Bob, DT, Notre Dame.....              | 1959-64            |
| Torain, Ryan, RB, Arizona St.....             | 2010-11            |
| Torgeson, LaVern, LB, Washington St.....      | 1955-57            |
| Torrence, Leigh, CB, Stanford.....            | 2006-07            |
| Tosi, Flavio, E, Boston College.....          | 1934-36            |
| Towns, Morris, T, Missouri.....               | 1984               |
| Tracy, Tom, B, Tennessee.....                 | 1963-64            |
| Trail, Lynden, LB, Norfolk St.....            | 2016               |
| Trotter, Jeremiah, LB, Stephen F. Austin..... | 2002-03            |
| Truitt, Dave, TE, North Carolina.....         | 1987               |
| Truitt, Dlanda, WR, Mississippi St.....       | 1994-95            |
| Tucker, Ross, OL, Princeton.....              | 2001, 2007         |
| Tryon, Justin, CB, Arizona St.....            | 2008               |
| Tuckey, Dick, FB, Manhattan.....              | 1938               |
| Tupa, Tom, P, Ohio St. (JR 2005).....         | 2004-05            |
| Turk, Dan, C, Wisconsin.....                  | 1997-99            |
| Turk, Matt, P, Wisconsin-Whitewater.....      | 1995-99            |

|  |         |
|--|---------|
| Turley, Doug, E, Scranton.....         | 1944-48 |
| Turner, J.T., G, Duke.....             | 1984    |
| Turner, Jay, B, George Washington..... | 1938-39 |
| Turner, Kevin, LB, Pacific.....        | 1981    |
| Turner, Scott, CB, Illinois.....       | 1995-97 |
| Tuthill, James, K, Cal. Poly.....      | 2002    |
| Tyrer, Jim, T, Ohio St.....            | 1974    |

## U

|  |                  |
|--|------------------|
| Ucovich, Mitchell, T, San Jose St..... | 1944             |
| Uhlenhake, Jeff, C, Ohio St.....       | 1996-97          |
| Ullinski, Harry, C, Kentucky.....      | 1950-51, 1953-56 |
| Ungerer, Joe, T, Fordham.....          | 1944-45          |
| Upshaw, Regan, DE, California.....     | 2003             |

## V

|   |            |
|---|------------|
| Vactor, Ted, DB, Nebraska.....              | 1969-73    |
| Vanderbeek, Matt, LB, Michigan St.....      | 1995-96    |
| Varty, Mike, LB, Northwestern.....          | 1974       |
| Vaughn, Clarence, S, Northern Illinois..... | 1987-91    |
| Venuto, Sam, B, Guilford.....               | 1952       |
| Verdin, Clarence, WR, SW Louisiana.....     | 1986-87    |
| Vereb, Ed, RB, Maryland.....                | 1960       |
| Vickers, Kipp, T, Miami (Fla.).....         | 1999, 2002 |
| Vigil, Zach, LB, Utah State.....            | 2016-18    |
| Vincent, Troy, DB, Wisconsin.....           | 2006       |
| Vital, Lionel, RB, Nicholls St.....         | 1987       |
| Voytek, Ed, G, Purdue.....                  | 1957-58    |

## W

|  |               |
|--|---------------|
| Waddy, Ray, CB, Texas A&I.....               | 1979-80       |
| Wade, Bob, DB, Morgan St.....                | 1969          |
| Wade, Todd, DL, Mississippi.....             | 2006-07       |
| Ward, David (Nubbin), E, Haskell Indian..... | 1933          |
| Ware, Kevin, TE, Washington.....             | 2003          |
| Waechter, Henry, DT, Nebraska.....           | 1987          |
| Wahler, Jim, DT, UCLA.....                   | 1992-93       |
| Walker, Brian, S, Washington St.....         | 1996-97       |
| Walker, Marquis, CB, SE Missouri St.....     | 1996          |
| Walker, Rick, TE, UCLA.....                  | 1980-85       |
| Walkers, Tom, DB, Southern Miss.....         | 1964-67       |
| Walton, Alvin, S, Kansas.....                | 1986-91       |
| Walton, Frank, G, Pittsburgh.....            | 1934, 44-45   |
| Walton, Joe, E, Pittsburgh.....              | 1957-60       |
| Ward, Bill, G, Washington St.....            | 1946-47       |
| Warner, Ron, DE, Kansas.....                 | 2003-04       |
| Warren, Don, TE, San Diego St.....           | 1979-92       |
| Washington, Anthony, CB, Fresno St.....      | 1983-84       |
| Washington, Fred, T, North Texas St.....     | 1968          |
| Washington, James, S, UCLA.....              | 1995          |
| Washington, Joe, RB, Oklahoma.....           | 1981-84       |
| Washington, Marcus, LB, Auburn.....          | 2004-08       |
| Washington, Mickey, CB, Texas A&M.....       | 1992          |
| Waters, Dale (Muddy), T, Florida.....        | 1932-33       |
| Watson, Jim, C, Pacific.....                 | 1945          |
| Watson, Kenny, RB, Penn St.....              | 2002          |
| Watson, Sid, B, Northwestern.....            | 1958          |
| Watts, George, T, Appalachian St.....        | 1942          |
| Way, Tress, P, Oklahoma.....                 | 2014-19       |
| Weatherall, Jim, T, Oklahoma.....            | 1958          |
| Weaver, Charlie, LB, USC.....                | 1981          |
| Webster, Charley, CB, South Florida.....     | 2019          |
| Weil, Jack, P, Wyoming.....                  | 1987          |
| Weisenbaugh, Heinie, B, Pittsburgh.....      | 1935-36       |
| Welch, Herb, DB, UCLA.....                   | 1989          |
| Weldon, Casey, QB, Florida St.....           | 1999          |
| Weldon, Larry, QB, Presbyterian.....         | 1944-45       |
| Weller, Rabbit (Bub), B, Haskell Indian..... | 1933          |
| Wells, Billy, B, Michigan St.....            | 1954, 1956-57 |
| Westbrook, Byron, CB, Salisbury.....         | 2009-11       |
| Westbrook, Michael, WR, Colorado.....        | 1995-2001     |
| Westfall, Ed, B, Ohio Wesleyan.....          | 1932-33       |
| Whisenhunt, Ken, TE, Georgia Tech.....       | 1990          |
| White, Jeris, CB, Hawaii.....                | 1980-82       |
| White, Markus, LB, Florida St.....           | 2011-12       |

|   |                  |
|---|------------------|
| Whited, Marvin, G, Oklahoma.....            | 1942, 45         |
| Whitfield, A.D., RB, North Texas St.....    | 1966-68          |
| Whitner Sr., Donte, S, Ohio St.....         | 2016             |
| Whitley, Taylor, DL, Texas A&M.....         | 2006             |
| Whitlow, Bob, C, Arizona.....               | 1960-61          |
| Wiggin, Paul, T, Oregon.....                | 1998             |
| Wilbur, John, G, Stanford.....              | 1971-74          |
| Wilburn, Barry, CB, Mississippi.....        | 1985-89          |
| Wilde, George, B, Texas A&M.....            | 1947             |
| Wilder, James, RB, Missouri.....            | 1990             |
| Wilkinson, Basil, E, Oklahoma City.....     | 1932             |
| Wilkin, Willie, T, St. Mary's (CA).....     | 1938-43          |
| Wilkins, Roy, LB, Georgia.....              | 1960-61          |
| Wilkinson, Dan, DT, Ohio St.....            | 1998-2002        |
| Williams, Cary, CB, Washburn.....           | 2015             |
| Williams, Clarence, RB, South Carolina..... | 1982             |
| Williams, Doug, DB, Grambling.....          | 1986-89          |
| Williams, Eddie, FB, Idaho.....             | 2009             |
| Williams, Edwin, C/G, Maryland.....         | 2009             |
| Williams, Eric, DT, Washington St.....      | 1990-93          |
| Williams, Fred, T, Arkansas.....            | 1964-65          |
| Williams, Gerard, DB, Langston.....         | 1976-78          |
| Williams, Greg, FS, Mississippi St.....     | 1982-85          |
| Williams, Jamel, S, Nebraska.....           | 1997-99          |
| Williams, Jeff, T, Rhode Island.....        | 1978-80          |
| Williams, John, B, USC.....                 | 1952-53          |
| Williams, Kelland, RB, LSU.....             | 2010, 12         |
| Williams, Kevin, CB, Iowa St.....           | 1985, 1988       |
| Williams, Madieu, S, Maryland.....          | 2012             |
| Williams, Marvin, TE, Fullerton St.....     | 1987             |
| Williams, Michael, TE, Alabama A&M.....     | 1982-84          |
| Williams, Mike, G, Texas.....               | 2009             |
| Williams, Nick, WR, Connecticut.....        | 2013             |
| Williams, Robert, CB, Baylor.....           | 1993             |
| Williams, Roydell, WR, Tulane.....          | 2010             |
| Williams, Syd, LB, Southern.....            | 1967             |
| Williams, Trent, T, Oklahoma.....           | 2010-19          |
| Williams, Trevarlo, LB, Connecticut.....    | 2014             |
| Williamson, Ernie, T, North Carolina.....   | 1947             |
| Willis, Keith, DT, Northeastern.....        | 1993             |
| Willis, Larry, S, Texas-El Paso.....        | 1973             |
| Wilson, Bobby, DT, Michigan St.....         | 1991-94          |
| Wilson, Caleb, TE, UCLA.....                | 2019             |
| Wilson, Chris, DE, Northwood.....           | 2007-10, 12      |
| Wilson, Eric, LB, Maryland.....             | 1987             |
| Wilson, Josh, CB, Maryland.....             | 2011-13          |
| Wilson, Mark, DL, California.....           | 2004             |
| Wilson, Shaun, RB, Duke.....                | 2019             |
| Wilson, Ted, WR, Central Florida.....       | 1987             |
| Wilson, Wayne, RB, Shepard.....             | 1987             |
| Winans, Tydus, WR, Fresno St.....           | 1994-95          |
| Winey, Brandon, OT, LSU.....                | 2003             |
| Windham, David, LB, Jackson St.....         | 1987             |
| Wingate, Heath, C, Bowling Green.....       | 1967             |
| Winslow, Doug, WR, Drake.....               | 1976-77          |
| Witucki, Casimir, G, Indiana.....           | 1950-51, 1953-56 |
| Wonsley, Otis, RB, Alcorn St.....           | 1981-85          |
| Woodard, Dick, C, Iowa.....                 | 1952             |
| Woodberry, Dennis, CB, S. Arkansas.....     | 1987-88          |
| Woodruff, Lee, FB, Mississippi.....         | 1932             |
| Woodrum, Josh, QB, Liberty.....             | 2019             |
| Woods, Tony, DE, Pittsburgh.....            | 1994-96          |
| Wooten, John, G, Colorado.....              | 1988             |
| Wooten, Mike, C, VMI.....                   | 1987             |
| Worthington, Doug, DE, Ohio St.....         | 2012             |
| Wright, Kenny, CB, Northwestern St.....     | 2006             |
| Wright, Steve, T, Alabama.....              | 1970             |
| Wright, Toby, CB, Nebraska.....             | 1999             |
| Wright, Ted, B, North Texas St.....         | 1934-35          |
| Wuerffel, Danny, QB, Florida.....           | 2002             |
| Wuffel, Jim, B, Michigan St.....            | 1960-61          |
| Wyant, Fred, QB, West Virginia.....         | 1956             |
| Wyche, Sam, QB, Furman.....                 | 1971-73          |
| Wycheck, Frank, TE-FB, Maryland.....        | 1993-94          |
| Wycoff, Doug, FB, Georgia Tech.....         | 1934             |

# ALL-TIME WIN/LOSS RECORDS

## ALL-TIME

|   | W   | L   | T  | G    | Pct.* |
|---|-----|-----|----|------|-------|
| <b>OVERALL RECORD</b>                       | 626 | 622 | 28 | 1276 | 0.502 |
| <b>REGULAR SEASON RECORD</b>                | 603 | 603 | 28 | 1234 | 0.500 |
| <b>POSTSEASON RECORD</b>                    | 23  | 19  | 0  | 42   | 0.548 |
|   | W   | L   | T  | G    | Pct.* |
| <b>HOME RECORD</b>                          | 359 | 273 | 11 | 643  | 0.567 |
| <b>AWAY RECORD</b>                          | 264 | 346 | 17 | 627  | 0.435 |
| <b>NEUTRAL RECORD</b>                       | 3   | 3   | 0  | 6    | 0.500 |
|   | W   | L   | T  | G    | Pct.* |
| <b>OVERTIME RECORD</b>                      | 25  | 17  | 2  | 44   | 0.591 |
|   | W   | L   | T  | G    | Pct.* |
| <b>SUNDAY RECORD</b>                        | 562 | 532 | 27 | 1121 | 0.513 |
| <b>MONDAY RECORD</b>                        | 30  | 46  | 0  | 76   | 0.395 |
| <b>TUESDAY RECORD</b>                       | 0   | 0   | 0  | 0    | 0.000 |
| <b>WEDNESDAY RECORD</b>                     | 1   | 2   | 0  | 3    | 0.333 |
| <b>THURSDAY RECORD</b>                      | 7   | 14  | 0  | 21   | 0.333 |
| <b>FRIDAY RECORD</b>                        | 0   | 3   | 1  | 4    | 0.125 |
| <b>SATURDAY RECORD</b>                      | 26  | 25  | 0  | 51   | 0.510 |
|   | W   | L   | T  | G    | Pct.* |
| <b>AUGUST RECORD</b>                        | 1   | 0   | 0  | 1    | 1.000 |
| <b>SEPTEMBER RECORD</b>                     | 115 | 106 | 4  | 225  | 0.511 |
| <b>OCTOBER RECORD</b>                       | 186 | 169 | 14 | 369  | 0.504 |
| <b>NOVEMBER RECORD</b>                      | 162 | 197 | 6  | 365  | 0.444 |
| <b>DECEMBER RECORD</b>                      | 139 | 135 | 4  | 278  | 0.507 |
| <b>JANUARY RECORD</b>                       | 23  | 14  | 0  | 37   | 0.622 |
|   | W   | L   | T  | G    | Pct.* |
| <b>MONDAY NIGHT FOOTBALL OVERALL RECORD</b> | 28  | 45  | 0  | 73   | 0.384 |
| <b>MONDAY NIGHT FOOTBALL HOME RECORD</b>    | 17  | 22  | 0  | 39   | 0.436 |
| <b>MONDAY NIGHT FOOTBALL ROAD RECORD</b>    | 11  | 23  | 0  | 34   | 0.324 |
| <b>SUNDAY NIGHT FOOTBALL OVERALL RECORD</b> | 18  | 17  | 1  | 36   | 0.514 |
| <b>SUNDAY NIGHT FOOTBALL HOME RECORD</b>    | 9   | 9   | 1  | 19   | 0.500 |
| <b>SUNDAY NIGHT FOOTBALL ROAD RECORD</b>    | 9   | 8   | 0  | 17   | 0.529 |
| <b>THANKSGIVING RECORD</b>                  | 3   | 8   | 0  | 11   | 0.273 |

## POSTSEASON

|  | W  | L  | G  | Pct.  |
|--|----|----|----|-------|
| <b>RECORD</b>                                | 23 | 19 | 42 | 0.507 |
|  | W  | L  | G  | Pct.  |
| <b>HOME RECORD</b>                           | 13 | 4  | 17 | 0.765 |
| <b>AWAY RECORD</b>                           | 7  | 12 | 19 | 0.368 |
| <b>NEUTRAL RECORD<sup>^</sup></b>            | 3  | 3  | 6  | 0.500 |
|  | W  | L  | G  | Pct.  |
| <b>LEAGUE CHAMPIONSHIP (PRIOR TO 1970)</b>   | 2  | 4  | 6  | 0.333 |
| <b>DIVISION CHAMPIONSHIP (PRIOR TO 1970)</b> | 1  | 0  | 1  | 1.000 |
|  | W  | L  | G  | Pct.  |
| <b>NFC WILD CARD ROUND OVERALL</b>           | 6  | 3  | 9  | 0.667 |
| <b>NFC WILD CARD ROUND HOME</b>              | 3  | 2  | 5  | 0.600 |
| <b>NFC WILD CARD ROUND AWAY</b>              | 3  | 1  | 4  | 0.750 |
| <b>NFC DIVISIONAL ROUND OVERALL</b>          | 6  | 9  | 15 | 0.400 |
| <b>NFC DIVISIONAL ROUND HOME</b>             | 4  | 1  | 5  | 0.800 |
| <b>NFC DIVISIONAL ROUND AWAY</b>             | 2  | 8  | 10 | 0.200 |
| <b>NFC CHAMPIONSHIP OVERALL</b>              | 5  | 1  | 6  | 0.833 |
| <b>NFC CHAMPIONSHIP HOME</b>                 | 5  | 0  | 5  | 1.000 |
| <b>NFC CHAMPIONSHIP AWAY</b>                 | 0  | 1  | 1  | 0.000 |
| <b>SUPER BOWL (ALL NEUTRAL)</b>              | 3  | 2  | 5  | 0.600 |
|  | W  | L  | G  | Pct.  |
| <b>GRIFFITH STADIUM RECORD</b>               | 1  | 1  | 2  | 0.500 |
| <b>RFK STADIUM RECORD</b>                    | 11 | 1  | 12 | 0.917 |
| <b>FEDEXFIELD RECORD</b>                     | 1  | 2  | 3  | 0.333 |
|  | W  | L  | G  | Pct.  |
| <b>SUNDAY RECORD</b>                         | 14 | 12 | 26 | 0.538 |
| <b>SATURDAY RECORD</b>                       | 9  | 7  | 16 | 0.563 |
|  | W  | L  | G  | Pct.  |
| <b>OVERTIME RECORD</b>                       | 0  | 0  | 0  | N/A   |

<sup>^</sup>Includes 1936 NFL Championship moved to Polo Grounds in New York

\*\*Note: Percentages calculated using the formula adopted by the NFL on May 24, 1972 including ties as a half-game won and half-game lost. Prior to 1972, ties were not factored into winning percentage. Ties throughout all seasons are included in the percentages presented here.

# COACHING RECORDS

## OVERALL

|                        | W   | L   | T | G   | Pct.* |
|------------------------|-----|-----|---|-----|-------|
| Lud Wray               | 4   | 4   | 2 | 10  | 0.500 |
| Lone Star Dietz        | 11  | 11  | 2 | 24  | 0.500 |
| Eddie Casey            | 2   | 8   | 1 | 11  | 0.200 |
| Ray Flaherty           | 56  | 23  | 3 | 82  | 0.709 |
| Arthur "Dutch" Bergman | 7   | 4   | 1 | 12  | 0.636 |
| Dudley DeGroot         | 14  | 6   | 1 | 21  | 0.700 |
| A.G. "Turk" Edwards    | 16  | 18  | 1 | 35  | 0.471 |
| John Wheelchel         | 3   | 3   | 1 | 7   | 0.500 |
| Herman Ball            | 4   | 16  | 0 | 20  | 0.200 |
| Dick Todd              | 5   | 4   | 0 | 9   | 0.556 |
| Earl "Curly" Lambeau   | 10  | 13  | 1 | 24  | 0.435 |
| Joe Kuharich           | 26  | 32  | 2 | 60  | 0.448 |
| Mike Nixon             | 4   | 18  | 2 | 24  | 0.182 |
| Bill McPeak            | 21  | 46  | 3 | 70  | 0.313 |
| Otto Graham            | 17  | 22  | 3 | 42  | 0.436 |
| Vince Lombardi         | 7   | 5   | 2 | 14  | 0.583 |
| Bill Austin            | 6   | 8   | 0 | 14  | 0.429 |
| George Allen           | 69  | 35  | 1 | 105 | 0.663 |
| Jack Pardee            | 24  | 24  | 0 | 48  | 0.500 |
| Joe Gibbs              | 171 | 101 | 0 | 272 | 0.629 |
| Richie Petitbon        | 4   | 12  | 0 | 16  | 0.250 |
| Norv Turner            | 50  | 60  | 1 | 111 | 0.455 |
| Terry Robiskie         | 1   | 2   | 0 | 3   | 0.333 |
| Marty Schottenheimer   | 8   | 8   | 0 | 16  | 0.500 |
| Steve Spurrier         | 12  | 20  | 0 | 32  | 0.375 |
| Jim Zorn               | 12  | 20  | 0 | 32  | 0.375 |
| Mike Shanahan          | 24  | 41  | 0 | 65  | 0.369 |
| Jay Gruden             | 35  | 50  | 1 | 86  | 0.413 |
| Bill Callahan          | 3   | 8   | 0 | 11  | 0.273 |

\*NOTE: Ties were not factored into winning percentage prior to 1972



Joe Gibbs

## REGULAR SEASON

|                        | W   | L  | T | G   | Pct.* |
|------------------------|-----|----|---|-----|-------|
| Lud Wray               | 4   | 4  | 2 | 10  | 0.500 |
| Lone Star Dietz        | 11  | 11 | 2 | 24  | 0.500 |
| Eddie Casey            | 2   | 8  | 1 | 11  | 0.200 |
| Ray Flaherty           | 54  | 21 | 3 | 78  | 0.720 |
| Arthur "Dutch" Bergman | 6   | 3  | 1 | 10  | 0.667 |
| Dudley DeGroot         | 14  | 5  | 1 | 20  | 0.737 |
| A.G. "Turk" Edwards    | 16  | 18 | 1 | 35  | 0.471 |
| John Wheelchel         | 3   | 3  | 1 | 7   | 0.500 |
| Herman Ball            | 4   | 16 | 0 | 20  | 0.200 |
| Dick Todd              | 5   | 4  | 0 | 9   | 0.556 |
| Earl "Curly" Lambeau   | 10  | 13 | 1 | 24  | 0.435 |
| Joe Kuharich           | 26  | 32 | 2 | 60  | 0.448 |
| Mike Nixon             | 4   | 18 | 2 | 24  | 0.182 |
| Bill McPeak            | 21  | 46 | 3 | 70  | 0.313 |
| Otto Graham            | 17  | 22 | 3 | 42  | 0.436 |
| Vince Lombardi         | 7   | 5  | 2 | 14  | 0.583 |
| Bill Austin            | 6   | 8  | 0 | 14  | 0.429 |
| George Allen           | 67  | 30 | 1 | 98  | 0.691 |
| Jack Pardee            | 24  | 24 | 0 | 48  | 0.500 |
| Joe Gibbs              | 154 | 94 | 0 | 248 | 0.621 |
| Richie Petitbon        | 4   | 12 | 0 | 16  | 0.250 |
| Norv Turner            | 49  | 59 | 1 | 109 | 0.454 |
| Terry Robiskie         | 1   | 2  | 0 | 3   | 0.333 |
| Marty Schottenheimer   | 8   | 8  | 0 | 16  | 0.500 |
| Steve Spurrier         | 12  | 20 | 0 | 32  | 0.375 |
| Jim Zorn               | 12  | 20 | 0 | 32  | 0.375 |
| Mike Shanahan          | 24  | 40 | 0 | 64  | 0.375 |
| Jay Gruden             | 35  | 44 | 1 | 80  | 0.444 |

\*NOTE: Ties were not factored into winning percentage prior to 1972

## POSTSEASON

|                        | W  | L | G  | Pct.  |
|------------------------|----|---|----|-------|
| Ray Flaherty           | 2  | 2 | 4  | 0.500 |
| Arthur "Dutch" Bergman | 1  | 1 | 2  | 0.500 |
| Dudley DeGroot         | 0  | 1 | 1  | 0.000 |
| George Allen           | 2  | 5 | 7  | 0.286 |
| Joe Gibbs              | 17 | 7 | 24 | 0.708 |
| Norv Turner            | 1  | 1 | 2  | 0.500 |
| Mike Shanahan          | 0  | 1 | 1  | 0.000 |
| Jay Gruden             | 0  | 1 | 1  | 0.000 |

# DRAFT HISTORY

Stylized players appear on the all-time roster

## 1936

|        |                        |              |
|--------|------------------------|--------------|
| 1...2  | B....Riley Smith       | Alabama      |
| 2...11 | E....Keith Topping     | Stanford     |
| 3...20 | B....Ed Smith          | NYU          |
| 4...29 | G....Paul Tangora      | Northwestern |
| 5...38 | T....Wilson Groseclose | TCU          |
| 6...47 | T....Larry Lutz        | California   |
| 7...56 | B....Don Irwin         | Colgate      |
| 8...65 | E....Wayne Millner     | Notre Dame   |
| 9...74 | G....Marcel Saunders   | Loyola (CA)  |

## 1937

|       |                |     |
|-------|----------------|-----|
| 1...6 | B....Sam Baugh | TCU |
|-------|----------------|-----|



|         |                     |              |
|---------|---------------------|--------------|
| 2...16  | B....Nello Falaschi | Santa Clara  |
| 3...26  | B....Maurice Eldar  | Kansas State |
| 4...36  | G....Dick Bassi     | Santa Clara  |
| 5...46  | T....Chuck Bond     | Washington   |
| 6...56  | B....Jimmie Cain    | Washington   |
| 7...66  | G....Rotta Holland  | Kansas State |
| 8...76  | E....Joel Eaves     | Auburn       |
| 9...86  | T....Bill Docherty  | Temple       |
| 10...96 | E....Dom Mac Cara   | NC State     |

## 1938

|          |                     |                |
|----------|---------------------|----------------|
| 1...9    | B....Andy Farkas    | Detroit        |
| 3...24   | B....Sam Chapman    | California     |
| 5...39   | C....Dave Price     | Mississippi    |
| 6...49   | E....Elmer Dohrmann | Nebraska       |
| 7...59   | T....Roy Young      | Texas A&M      |
| 8...69   | B....Bill Hartman   | Georgia        |
| 9...79   | C....Ed Parks       | Oklahoma       |
| 10...89  | B....Jack Abbitt    | Elon           |
| 11...99  | E....Dick Johnson   | Washington     |
| 12...109 | G....Henry Bartos   | North Carolina |

## 1939

|          |                      |                |
|----------|----------------------|----------------|
| 1...8    | T....I.B. Hale       | TCU            |
| 3...23   | B....Charley Holm    | Alabama        |
| 5...38   | B....Dick Todd       | Texas A&M      |
| 6...48   | B....Dave Anderson   | California     |
| 7...58   | C....Quinton Lumpkin | Georgia        |
| 8...68   | T....Bo Russell      | Auburn         |
| 9...78   | B....Wilbur Moore    | Minnesota      |
| 10...88  | B....Jimmy Johnson   | Washington     |
| 11...98  | B....Jim German      | Centre         |
| 12...108 | B....Bob O'Mara      | Duke           |
| 13...118 | G....Steve Silvinski | Washington     |
| 14...128 | B....Bob Hoffman     | USC            |
| 15...138 | B....Eric Tipton     | Duke           |
| 16...148 | T....Dick Farman     | Washington St. |
| 17...158 | T....Clyde Shugart   | Iowa State     |
| 18...168 | B....Boyd Morgan     | USC            |
| 19...178 | T....Phil Smith      | St. Benedict's |
| 20...188 | T....Paul Coop       | Centre         |
| 21...193 | G....Matt Kuber      | Villanova      |

|          |                |            |
|----------|----------------|------------|
| 22...198 | B....Al Cruver | Washington |
|----------|----------------|------------|

## 1940

|          |                      |                |
|----------|----------------------|----------------|
| 1...8    | B....Ed Boell        | NYU            |
| 3...23   | B....Buddy Banker    | Tulane         |
| 5...38   | T....Bill Kirchem    | Tulane         |
| 6...48   | T....Joe Boyd        | Texas A&M      |
| 7...58   | B....Roy Zimmerman   | San Jose State |
| 8...68   | E....Bud Orf         | Missouri       |
| 9...78   | B....Bob Hoffman     | USC            |
| 10...88  | B....Bob Seymour     | Oklahoma       |
| 11...98  | T....Howard Stoecker | USC            |
| 12...108 | G....Allen Johnson   | Duke           |
| 13...118 | B....Sam Bartholomew | Tennessee      |
| 14...128 | B....Ernie Lain      | Rice           |
| 15...138 | E....Sandy Sanford   | Alabama        |
| 16...148 | E....Bolo Perdue     | Duke           |
| 17...158 | C....Steve Andracko  | Ohio State     |
| 18...168 | B....Jay Graybeal    | Oregon         |
| 19...178 | B....Charley Slagle  | North Carolina |
| 20...188 | B....Buck Murphy     | Georgia Tech   |
| 21...193 | T....Mel Wetzel      | Missouri       |
| 22...198 | B....Steve Sitko     | Notre Dame     |

## 1941

|          |                        |                 |
|----------|------------------------|-----------------|
| 1...10   | B....Forest Evashevski | Michigan        |
| 3...25   | T....Fred Davis        | Alabama         |
| 5...40   | T....Jim Stuart        | Oregon          |
| 6...50   | E....Ed Cifers         | Tennessee       |
| 7...60   | E....Al Krueger        | USC             |
| 8...70   | B....Henry Wilder      | Iowa State      |
| 9...80   | E....Bill Grimmett     | Tulsa           |
| 10...90  | G....Ed Hickerson      | Alabama         |
| 11...100 | E....Joe Aguirre       | St. Mary's (CA) |
| 12...110 | B....Jack Banta        | USC             |
| 13...120 | T....Roy Conn          | Arizona         |
| 14...130 | B....Deward Tornell    | San Jose State  |
| 15...140 | C....Marris Buckingham | San Jose State  |
| 16...150 | B....Ken Dow           | Oregon State    |
| 17...160 | E....Stan McRae        | Michigan State  |
| 18...170 | B....Joe Osmanski      | Holy Cross      |
| 19...180 | T....Earl Fullilove    | Georgetown      |
| 20...190 | E....Ed Hiestand       | Vanderbilt      |
| 21...195 | T....Tom Riggs         | Illinois        |
| 22...200 | B....Lee Gentry        | Tulsa           |

## 1942

|          |                      |                 |
|----------|----------------------|-----------------|
| 1...6    | B....Spec Sanders    | Texas           |
| 3...21   | B....Rufus Deal      | Auburn          |
| 5...36   | G....Joe Zeno        | Holy Cross      |
| 6...46   | T....Harley McCollum | Tulane          |
| 7...56   | E....Bob Fitch       | Minnesota       |
| 8...66   | B....George Peters   | Oregon State    |
| 9...76   | B....Frank Swiger    | Duke            |
| 10...86  | B....Johnny Goodyear | Marquette       |
| 11...96  | C....Al DeMao        | Duquesne        |
| 12...106 | B....Phil Ahwesh     | Duquesne        |
| 13...116 | E....John Kovatch    | Notre Dame      |
| 14...126 | B....Bill deCorrvont | Northwestern    |
| 15...136 | B....Marvin Whitend  | Oklahoma        |
| 16...146 | B....Dee Chipman     | BYU             |
| 17...156 | T....George Watts    | Appalachian St. |
| 18...166 | B....Gene Stewart    | Willamette      |
| 19...176 | B....Charlie Timmons | Clemson         |
| 20...186 | T....Tiny Croft      | Ripon           |
| 21...191 | B....Steve Juzwik    | Notre Dame      |
| 22...196 | B....Al Couppee      | Iowa            |

## 1943

|        |                    |            |
|--------|--------------------|------------|
| 1...10 | B....Jack Jenkins  | Vanderbilt |
| 3...25 | B....Bill Dutton   | Pittsburgh |
| 5...40 | E....Bob Dove      | Notre Dame |
| 6...50 | C....Wally Ziembra | Notre Dame |
| 7...60 | T....Lou Rymkus    | Notre Dame |
| 8...70 | G....Tony Leon     | Alabama    |

|          |                       |                 |
|----------|-----------------------|-----------------|
| 9...80   | E....Bob Motl         | Northwestern    |
| 10...90  | B....Walt McDonald    | Tulane          |
| 11...100 | T....George Perpitch  | Georgetown      |
| 12...110 | C....Dan Wood         | Mississippi     |
| 13...120 | C....Harry Wright     | Notre Dame      |
| 14...130 | G....Oscar Britt      | Mississippi     |
| 15...140 | G....Dick Weber       | Syracuse        |
| 16...150 | B....Joe Day          | Oregon State    |
| 17...160 | B....Frank Dornfield  | Georgetown      |
| 18...170 | T....John Baklarz     | Arizona State   |
| 19...180 | E....Leo Mogus        | Youngstown St.  |
| 20...190 | B....Dick Secrest     | Rochester       |
| 21...200 | C....Don Noland       | Minnesota       |
| 22...210 | B....Johnny Barrett   | Georgetown      |
| 23...220 | T....Tom Vohs         | Colgate         |
| 24...230 | B....Charlie Yancey   | Mississippi St. |
| 25...240 | T....Roman Bentz      | Tulane          |
| 26...250 | E....Swiftly Barthold | Syracuse        |
| 27...260 | B....Vince Paeawic    | Loyola (CA)     |
| 28...270 | T....Joe Riccardi     | Ohio University |
| 29...280 | G....Johnny Jaffurs   | Penn State      |
| 30...290 | B....Frank Akins      | Washington St.  |
| 31...295 | B....Bill Corry       | Florida         |
| 32...300 | G....Bo Bogovich      | Delaware        |

## 1944

|          |                         |                 |
|----------|-------------------------|-----------------|
| 1...8    | B....Mike Micka         | Colgate         |
| 3...23   | T....Earl Audet         | USC             |
| 5...39   | B....Ed Doherty         | Boston College  |
| 6...50   | B....Jackie Fellows     | Fresno State    |
| 7...61   | G....Hal Fischer        | Texas           |
| 8...72   | T....Cliff White        | Murray State    |
| 9...83   | B....Ted Ogdahl         | Willamette      |
| 10...94  | B....Bob Sneddon        | St. Mary's (CA) |
| 11...105 | T....Bill Aldworth      | Minnesota       |
| 12...116 | B....Bill Joslyn        | Stanford        |
| 13...127 | C....Charley Walker     | Kentucky        |
| 14...138 | C....Boyd Clement       | Oregon State    |
| 15...149 | B....Jim Gaffney        | Tennessee       |
| 16...160 | T....Ted Ossowski       | Oregon State    |
| 17...171 | B....Tom Davis          | Duke            |
| 18...182 | E....John Batorski      | Colgate         |
| 19...193 | C....Clayde Ehrhardt    | Georgia         |
| 20...204 | E....Dave Brown         | UCLA            |
| 21...215 | T....Bill Ivy           | Northwestern    |
| 22...226 | B....Bruce Babcock      | Rochester       |
| 23...237 | B....Bill Reinhard      | California      |
| 24...248 | G....Ed Bauer           | South Carolina  |
| 25...259 | B....Smokey Martin      | Cornell         |
| 26...270 | B....Lee Gustafson      | Oregon State    |
| 27...281 | T....Nick Pappas        | Utah            |
| 28...292 | E....Lindsey Bowen      | Rice            |
| 29...303 | C....Bill Gustafson     | Washington St.  |
| 30...314 | C....Bill Yablonski     | Holy Cross      |
| 31...320 | C....Buster Hollingbery | Washington St.  |
| 32...326 | B....Willard Sheller    | Stanford        |

## 1945

|          |                      |                |
|----------|----------------------|----------------|
| 1...8    | QB....Jim Hardy      | USC            |
| 3...23   | T....Tree Adams      | Notre Dame     |
| 5...38   | C....George Bujan    | Oregon         |
| 6...51   | E....Johnny North    | Vanderbilt     |
| 7...61   | G....John Steber     | Georgia Tech   |
| 8...71   | E....Art Porter      | Tulane         |
| 9...84   | B....Curt Kuykendall | Auburn         |
| 10...94  | E....Frank Brogger   | Michigan State |
| 11...104 | B....Mack Creeger    | Northwestern   |
| 12...117 | QB....Paul McKee     | Syracuse       |
| 13...127 | E....Charlie Conerly | Mississippi    |
| 14...137 | E....John Putnik     | Utah State     |
| 15...150 | B....Eddie Saenz     | USC            |
| 16...160 | T....Dom Fusci       | South Carolina |
| 17...170 | B....Bobby Jenkins   | Alabama        |
| 18...183 | T....Ed Stacco       | Colgate        |
| 19...193 | C....Jim Bradshaw    | Auburn         |

# DRAFT HISTORY

20. 203...B.... Bill Shipkey..... Stanford  
 21. 216...T.... Sid Halliday..... SMU  
 22. 226...T.... Chick Davidson..... Cornell  
 23. 236...E.... Gabby Martin..... SMU  
 24. 249...C.... Jim McCurdy..... Stanford  
 25. 259...E.... Cy Souders..... Ohio State  
 26. 269...B.... Ben Wall..... Western Michigan  
 27. 282...E.... George Hillyer..... UTEP  
 28. 292...B.... Milford Drebrow..... USC  
 29. 302...T.... Frank Irwin..... Duke  
 30. 315...E.... Leon Diner..... Denver  
 31. 320...C.... Bob Cummings..... Vanderbilt  
 32. 325...T.... Don Nolander..... Minnesota

## 1946

1...9...B.... Cal Rossi..... UCLA  
 3...24...B.... Stan Koslowski..... Holy Cross  
 5...39...B.... Gay Adelt..... Utah  
 6...49...B.... Walt Trojanowski..... Connecticut  
 7...59...T.... **Bob Hendren**..... USC  
 8...69...B.... George Callanan..... USC  
 9...79...E.... Bob Skoglund..... Notre Dame  
 10...89...B.... Jake Leicht..... Oregon  
 11...99...B.... Chick Maggioni..... Illinois  
 12...109...T.... Monte Moncrief..... Texas A&M  
 13...119...E.... **Joe Tereshinski**..... Georgia  
 14...129...E.... Stan Sprague..... Illinois  
 15...139...E.... Harry Adelman..... USC  
 16...149...B.... Bob Butchofsky..... Texas A&M  
 17...159...T.... Mike Prashaw..... Michigan  
 18...169...B.... Ed Robnett..... Texas Tech  
 19...179...B.... LeMar Dykstra..... Colorado  
 20...189...B.... Bob Ward..... San Jose State  
 21...199...T.... John Pehar..... USC  
 22...209...B.... Roger Robinson..... Syracuse  
 23...219...C.... Charley Cadenhead..... Mississippi St.  
 24...229...G.... Bob Rodas..... Santa Clara  
 25...239...E.... Charlie Webb..... LSU  
 26...249...B.... Marion Flanagan..... Texas A&M  
 27...259...T.... Roland Phillips..... Georgia Tech  
 28...269...B.... Jim Hallmark..... Texas A&M  
 29...279...T.... Fay Mills..... Alabama  
 30...289...B.... William Ritter..... Georgia Tech  
 31...294...B.... Sarkis Tokesian..... California  
 32...299...E.... Mike Campbell..... Mississippi

## 1947

1...4...B.... Cal Rossi..... UCLA  
 3...17...B.... Red Knight..... LSU  
 5...28...E.... Hank Foldberg..... Army  
 6...39...G.... **Mike Garzoni**..... USC  
 7...48...C.... **Bill Gray**..... Oregon State  
 8...59...T.... **Hank Harris**..... Texas  
 9...68...E.... Roy Karrasch..... UCLA  
 10...79...T.... **Ernie Williamson**..... North Carolina  
 11...88...B.... L.G. Carmody..... C. Washington  
 12...99...E.... U.S. Savage..... Richmond  
 13...108...E.... Bob Steckroth..... William & Mary  
 14...119...T.... **Weldon Edwards**..... TCU  
 15...128...C.... Earl Wheeler..... Arkansas  
 16...139...B.... Billy Gold..... Tennessee  
 17...148...T.... Jack Hart..... Detroit  
 18...159...B.... Tom Nichols..... Richmond  
 19...168...B.... **Harry Dowda**..... Wake Forest  
 20...179...E.... Charlie Webb..... LSU  
 21...188...T.... Elmo Bond..... Washington St.  
 22...199...B.... Jim Hefti..... St. Lawrence  
 23...208...E.... **Tom Dudley**..... Virginia  
 24...219...B.... Jim Smith..... Iowa  
 25...228...T.... Hal Mullins..... Duke  
 26...239...E.... Francis Bacoka..... Washington St.  
 27...248...B.... Otis Sacrinity..... Wake Forest  
 28...259...C.... Milt Dropo..... Connecticut  
 29...268...B.... Lynn Brownson..... Stanford  
 30...279...B.... Joe Colone..... Penn State

31. 286...E.... Herb Shoener..... Iowa  
 32. 295...T.... Bob Pievo..... Purdue

## 1948

1...1...B.... **Harry Gilmer**..... Alabama  
 Bonus Selection  
 1...4...B.... Lowell Tew..... Alabama  
 3...16...C.... Tommy Thompson..... William & Mary  
 5...28...B.... **Dan Sandifer**..... LSU  
 6...38...B.... Jack Weisenberger..... Michigan  
 7...48...B.... Jack Kurkowski..... Detroit  
 8...58...T.... Jerry Cady..... Gustavus Adolphus  
 9...68...B.... Bob Anderson..... Stanford  
 10...78...T.... **Mike Katrishen**..... Southern Miss  
 11...88...T.... Ed Marshall..... Pennsylvania  
 12...98...G.... Ted Andrus..... SW Louisiana  
 13...108...B.... Carl Russ..... Rice  
 14...118...B.... Chick Jagade..... Indiana  
 15...128...B.... **Eddie Quirk**..... Missouri  
 16...138...B.... Art Pollard..... Arizona  
 17...148...E.... Chuck Newman..... Louisiana Tech  
 17...151...E.... Dale Schwartzkopf..... Texas Tech  
 (from Green Bay)  
 18...158...C.... Ray Pearcy..... Oklahoma  
 19...168...T.... Gene Vellela..... Scranton  
 20...178...B.... Cloyce Box..... West Texas State  
 21...188...B.... Bryan Bell..... Wash. & Lee  
 22...198...C.... Joel Williams..... Texas  
 23...208...E.... Lou Hoitsma..... William & Mary  
 24...218...G.... Floyd Lawhorn..... Texas Tech  
 25...228...B.... Dick West..... Princeton  
 26...238...E.... Roland Dakes..... Missouri  
 27...248...T.... Ed Watkins..... Idaho  
 28...258...C.... **Don Corbitt**..... Arizona  
 29...268...B.... Buddy Bowen..... Mississippi  
 30...278...E.... Vic Paulson..... UC Santa Barbara  
 31...288...B.... Barney Welch..... Texas A&M

## 1949

1...8...B.... **Rob Goode**..... Texas A&M  
 2...18...T.... **Laurie Niemi**..... Washington St.  
 3...28...T.... **Len Szafaryn**..... North Carolina  
 4...38...B.... Mike DeNoia..... Scranton  
 5...48...E.... Eddie Berrang..... Villanova  
 6..... Choice to Philadelphia  
 7...68...G.... Chet Fritz..... Missouri  
 8...78...B.... Bob Kennedy..... North Carolina  
 9...88...E.... Ed McNeil..... Michigan  
 10...98...G.... Vic Vasicek..... Texas  
 11...108...G.... Homer Hobbs..... Georgia  
 12...118...T.... Harry Varner..... Arizona  
 13...128...T.... Ed Henke..... USC  
 14...138...E.... Pat Haggerty..... William & Mary  
 15...148...T.... Gene Frassetto..... California  
 16...158...T.... Dick Flowers..... Alabama  
 17...168...B.... Ross Pritchard..... Arkansas  
 18...178...G.... **Herb Siegert**..... Illinois  
 19...188...B.... Bob Hainlen..... Colorado State  
 20...198...E.... Ollie Fletcher..... USC  
 21...208...B.... Tommy Hughes..... Duke  
 22...218...E.... Bill Clements..... UCLA  
 23...228...B.... Frank Pattee..... Kansas  
 24...238...G.... Jim Cullom..... California  
 25...248...B.... **Nick Sebek**..... Indiana

## 1950

1...6...B.... **George Thomas**..... Oklahoma  
 2...19...B.... **Hally Haynes**..... Santa Clara  
 3...32...T.... Lou Karras..... Purdue  
 4...45...C.... **Harry Ulinski**..... Kentucky  
 5...58...B.... **Frank Spaniel**..... Notre Dame  
 6...71...G.... **Gene Pepper**..... Missouri  
 7...84...T.... **Jerry Houghton**..... Washington St.  
 8...97...E.... John Rohde..... Pacific  
 9...110...T.... Don Winslow..... Iowa

10...123...QB.... **Eddie LeBaron**..... Pacific  
 11...136...E.... Dan Brown..... Villanova  
 12...149...B.... Bill Chauncey..... Iowa State  
 13...162...C.... Clay Davis..... Oklahoma State  
 14...175...T.... Lyle Button..... Illinois  
 15...188...E.... Alex Loyd..... Oklahoma State  
 16...201...B.... **Charlie Justice**..... North Carolina  
 17...214...G.... Jim Cullom..... California  
 18...227...B.... Alvin Duke..... Arkansas  
 19...240...E.... Ed White..... Alabama  
 20...253...T.... George Bayer..... Washington  
 21...266...G.... **Cas Witucki**..... Indiana  
 22...279...T.... John deLaurentis..... Waynesburg  
 23...292...E.... Joe Zuravleff..... Northwestern  
 24...305...T.... Dick Tilton..... Nevada  
 25...318...B.... Art Stewart..... SE Oklahoma  
 26...331...B.... Earl Roth..... Maryland  
 27...344...T.... Ed Lee..... Kansas  
 28...357...B.... Ralph Shoaf..... West Virginia  
 29...370...G.... Johnny Lundin..... Minnesota  
 30...383...E.... Bob Noppinger..... Georgetown

## 1951

1...4...B.... **Leon Heath**..... Oklahoma  
 2...15...B.... **Eddie Salem**..... Alabama  
 2...21...T.... **Jim Staton**..... Wake Forest  
 (from Philadelphia)  
 3...29...T.... **Walt Yowarsky**..... Kentucky  
 4...40...T.... Paul Gioski..... Rice  
 5..... Choice to Chicago Cardinals  
 6...65...E.... Jonn Martinkovic..... Xavier  
 7...76...B.... **Johnny Papit**..... Virginia  
 8...87...B.... **Billy Cox**..... Duke  
 9...101...C.... Jake Rowden..... Maryland  
 10...111...T.... James Janosek..... Purdue  
 (from Baltimore)  
 10...113...E.... Bob Jensen..... Iowa State  
 (chosen from Baltimore)  
 11...124...B.... Bill DeChard..... Holy Cross  
 12...138...G.... Al Applegate..... Scranton  
 13...149...B.... Dick Campbell..... Wyoming  
 14...160...QB.... **Adrian Burk**..... Baylor  
 (chosen from Baltimore)  
 15...174...T.... Vic Thomas..... Colorado  
 16...185...C.... Bob Bates..... Texas A&M  
 17...186...E.... **Gene Brito**..... Loyola (CA)  
 18...210...B.... Dom Fucci..... Kentucky  
 19...221...G.... Buddy Brown..... Arkansas  
 20...232...B.... John Kerestes..... Purdue  
 21...246...T.... Clarence Marable..... TCU  
 22...257...C.... Elliot Speed..... Alabama  
 23...268...B.... Cecil Martin..... N. Texas St.  
 24...282...E.... Tom Powers..... Duke  
 25...293...E.... Bob Chubb..... Shippensburg  
 26...304...B.... **Johnny Williams**..... USC  
 27...318...B.... Bill Johnson..... Stetson  
 28...329...G.... John Kadlec..... Missouri  
 29...340...B.... Art Stewart..... SE Oklahoma  
 30...354...T.... Nick Bokvack..... Pittsburgh

## 1952

1...7...B.... Larry Isbell..... Baylor  
 2...19...B.... **Andy Davis**..... George Washington  
 3...31...B.... **Al Dorow**..... Michigan State  
 4...43...C.... Dick Hightower..... SMU  
 5...55...G.... **Jim Clark**..... Oregon State  
 6...67...G.... Ed Kensler..... Maryland  
 7...79...B.... **Vic Janowicz**..... Ohio State  
 8...91...T.... Hubert Johnston..... Iowa  
 9...103...B.... **Dick Alban**..... Northwestern  
 10...115...E.... **Chet Ostrowski**..... Notre Dame  
 11...127...E.... Orlando Mazza..... Michigan State  
 12...139...C.... Frank Middendorf..... Cincinnati  
 13...151...T.... Ray Potter..... LSU  
 14...163...T.... Doug Conaway..... TCU

# DRAFT HISTORY

15...175...T..... Julius Wittman ..... Ohio State  
 16...187...T..... Marv Berschet ..... Illinois  
 17...199...B..... Gill Bocetti ..... Wash. & Lee  
 18...211...E..... Ed Bartlett ..... California  
 19...223...B..... Joe Marvin ..... UCLA  
 20...235...C..... Roger Kinson ..... Missouri  
 21...247...T..... Dick Jenkins ..... Illinois  
 22...259...B..... Jim O'Rourke ..... NC State  
 23...271...T..... Ken Barfield ..... Mississippi  
 24...283...E..... Ted Kirkland ..... Vanderbilt  
 25...295...T..... Sal Gero ..... Elon  
 26...307...B..... Danny Goode ..... Hardin-Simmons  
 27...319...E..... Ben White ..... SMU  
 28...331...B..... Ron Engel ..... Minnesota  
 29...343...B..... John Pappa ..... California  
 30...355...B..... Bob Linn ..... Case Western Reserve

## 1953

1....3.....B..... Jack Scarbath ..... Maryland  
 2....16.....T..... Dick Modzelewski ..... Maryland  
 3....27.....E..... Paul Dekker ..... Michigan State  
 4....40.....G..... Don Boll ..... Nebraska  
 5....51.....B..... Nick Carras ..... Missouri  
 6.....Choice to Los Angeles  
 7.....Choice to Chicago Bears  
 8....88.....E..... Lew Weidensaul ..... Maryland  
 9.....Choice to Chicago Cardinals  
 10.....Choice to New York Giants  
 11...123...B..... Alex Webster ..... NC State  
 12...136...C..... Buzz Nutter ..... Virginia Tech  
 13.....Choice to Chicago Cardinals  
 14...160...B..... Ed Timmerman ..... Michigan State  
 15...171...T..... Dave Suminski ..... Wisconsin  
 16...184...E..... Jim Slay ..... Mississippi  
 17...195...B..... Bob Haner ..... Villanova  
 18...208...B..... Jim Turner ..... Texas Tech  
 19...219...T..... Tom Flyzik ..... George Washington  
 20...232...G..... Bill Link ..... Wake Forest  
 21...243...C..... Jim Dublinski ..... Utah  
 22...256...G..... Ed Pucci ..... USC  
 23...267...E..... Ed Bierne ..... Detroit  
 24...280...B..... Stan Butterworth ..... Bucknell  
 25...291...G..... Art Hurd ..... Maryland  
 26...304...T..... Walt Ashcraft ..... USC  
 27...315...T..... John Zanetti ..... John Carroll  
 28...328...B..... Bob Buckley ..... USC  
 29...339...B..... Pat Shires ..... Tennessee  
 30...352...B..... Bob Mathias ..... Stanford

## 1954

1....8.....E..... Steve Meillinger ..... Kentucky  
 2....20.....C..... Jim Schrader ..... Notre Dame  
 3.....Choice to Los Angeles  
 4....39.....B..... Ralph Felton ..... Maryland  
 (from Green Bay)  
 4.....Choice to Detroit  
 5....56.....B..... Billy Wells ..... Michigan State  
 6....68.....C..... Bill McHenry ..... Washington & Lee  
 7....80.....T..... Harry Jagielski ..... Indiana  
 8....92...E..... Bill Marker ..... West Virginia  
 9....104...T..... Jerry Minnick ..... Nebraska  
 10...116...B..... Merrill Green ..... Oklahoma  
 11...128...B..... Gene Wilson ..... South Carolina  
 12...140...T..... Ben Dunkerly ..... West Virginia  
 13...152...B..... Roger Dornburg ..... Wisconsin  
 14...164...T..... Roger Nelson ..... Oklahoma  
 15...176...T..... Hugh Merck ..... South Carolina  
 16...188...E..... Gilmer Spring ..... Texas  
 17...200...B..... Jerry Cuddy ..... Baylor  
 18...212...C..... Walt Cudzik ..... Purdue  
 19...224...B..... Jerry Witt ..... Wisconsin  
 20...236...E..... Sam Morley ..... Stanford  
 21...248...T..... John Cavaglieri ..... N. Texas St.  
 22...260...B..... Max Schmaling ..... Purdue  
 23...272...G..... Pete Carrieri ..... Villanova

24...284...E..... Will Renfro ..... Memphis St.  
 25...296...G..... George Rosso ..... Ohio State  
 26...308...B..... Dorsey Gibson ..... Oklahoma State  
 27...320...E..... Ken Yarborough ..... North Carolina  
 28...332...T..... Ron Hansen ..... Minnesota  
 29...344...B..... Ted Kress ..... Michigan  
 30...356...B..... Don Rondou ..... Northwestern

## 1955

1....4.....QB..... Ralph Guglielmi ..... Notre Dame  
 2.....Choice to Los Angeles  
 3...28...B..... Ray Perkins ..... Syracuse  
 4.....Choice to Detroit  
 5...52...T..... Don Glantz ..... Nebraska  
 6.....Choice to Chicago Bears  
 7....76...E..... Erik Christensen ..... Richmond  
 7....80...G..... Ron Marciniak ..... Kansas State  
 (from New York Giants)  
 8....87...C..... Johnny Allen ..... Purdue  
 9....100...T..... John Miller ..... Boston College  
 10...111...G..... Tom Louderback ..... San Jose State  
 11...124...B..... Larry Parker ..... North Carolina  
 12...135...T..... John Barish ..... Waynesburg  
 13...148...T..... Len Oniskey ..... Cornell  
 14...159...E..... Tom Braatz ..... Marquette  
 15...172...B..... Charley Horton ..... Vanderbilt  
 16...183...B..... Hal Norris ..... California  
 17...196...G..... Don Shea ..... Georgia  
 18...207...B..... Don Bailey ..... Penn State  
 19...220...E..... Bob Dee ..... Holy Cross  
 20...231...T..... Ron Geyer ..... Michigan  
 21...244...B..... Buck George ..... Clemson  
 22...255...B..... Joe Boland ..... George Washington  
 23...268...C..... Chick Donaldson ..... West Virginia  
 24...279...T..... Bob Ready ..... Notre Dame  
 25...292...C..... Frank Radella ..... Wyoming  
 26...303...G..... Walt Houston ..... Purdue  
 27...317...B..... A.J. Baker ..... Arkansas  
 28...327...T..... Arch Cassidy ..... Florida  
 29...340...E..... Bing Bordier ..... USC  
 30...351...E..... Tom Petty ..... Virginia Tech

## 1956

1....12...B..... Ed Vereb ..... Maryland  
 2....24...E..... John Paluck ..... Pittsburgh  
 3....36...B..... Fred Wyant ..... West Virginia  
 4....41...T..... Fran Machinsky ..... Ohio State  
 (from Philadelphia)  
 4.....Choice to Los Angeles Rams  
 5....59...B..... Gary Lowe ..... Michigan State  
 6.....Choice to Chicago Cardinals  
 7....83...B..... Donnie Caraway ..... Houston  
 8....94...B..... Dick James ..... Oregon  
 9....107...B..... Whitey Rouviere ..... Miami (Fla.)  
 10.....Choice to Pittsburgh  
 11...131...G..... Tom Powell ..... Colgate  
 12...141...B..... Jerry Planutis ..... Michigan State  
 (from New York Giants)  
 12...142...T..... Gil Moreno ..... UCLA  
 13...155...G..... Jerry Ward ..... Dayton  
 14...166...B..... Pat Uebel ..... Army  
 15.....Choice to Chicago Cardinals  
 16...190...G..... Wells Gray ..... Wisconsin  
 17...203...QB..... Eagle Day ..... Mississippi  
 18...214...E..... Jim Pyburn ..... Auburn  
 19...227...G..... Ray Lemek ..... Notre Dame  
 20...238...B..... Vince Gonzales ..... LSU  
 21...251...E..... Howard Schellenberger ..... Kentucky  
 22...262...T..... George Nicola ..... Notre Dame  
 23...275...B..... Don St. John ..... Xavier  
 24...286...C..... Johnny Tatum ..... Texas  
 25...299...G..... Franklin Brooks ..... Georgia Tech  
 26...310...B..... Dave Burnham ..... Wheaton  
 27...323...B..... Royce Flippin ..... Princeton  
 28...334...B..... Billy Hicks ..... Alabama

29...347...G..... Pat Biscaglia ..... Notre Dame  
 30...357...G..... Buck Nystrom ..... Michigan State

## 1957

1....9.....B..... Don Bosseler ..... Miami (Fla.)  
 2....21...E..... Joe Walton ..... Pittsburgh  
 3....33...B..... Eddie Sutton ..... North Carolina  
 4....40...B..... Jim Podoley ..... Cent. Michigan  
 (from Pittsburgh)  
 5.....Choice to Los Angeles  
 6....69...T..... J.T. Frankenberger ..... Kentucky  
 7....81...T..... Wally Merz ..... Colorado  
 8....93...E..... Paul Lopata ..... Yale  
 9....105...G..... Galen Laack ..... Pacific  
 10...117...B..... Don Dobrino ..... Iowa  
 11...129...T..... Dick Foster ..... Idaho  
 12...141...QB..... Buddy Frick ..... Georgia Tech  
 13...153...B..... Claude Austin ..... George Washington  
 14...165...T..... George Rice ..... Wofford  
 15...177...E..... Brad Bomba ..... Indiana  
 16...189...B..... Joe Brodsky ..... Florida  
 17...201...B..... Fred Brock ..... Wheaton  
 18...213...G..... Ed Sakach ..... George Washington  
 19...225...B..... John Bauer ..... Villanova  
 20...237...E..... Buddy Frick ..... South Carolina  
 21...249...B..... Sam Owen ..... Georgia Tech  
 22...261...G..... Ed Voytek ..... Purdue  
 23...273...G..... Al Viola ..... Northwestern  
 24...285...C..... Bob Jennings ..... Furman  
 25...297...T..... Dick Cassels ..... Catawba  
 26...309...B..... Paul Rotenberry ..... Georgia Tech  
 27...321...T..... Ormand Anderson ..... Georgia Tech  
 28...333...B..... Guy Martin ..... Colgate  
 29...345...E..... George Benedict ..... Springfield  
 30...356...B..... Art Luppino ..... Arizona

## 1958

1.....Choice to Los Angeles  
 2....16...B..... Mike Sommer ..... George Washington  
 3....28...B..... Stan Flowers ..... Georgia Tech  
 3....31...B..... Bill Anderson ..... Tennessee  
 (from Philadelphia)  
 4....40...QB..... Dan Nolan ..... Lehigh  
 5....54...QB..... Jim Van Pelt ..... Michigan  
 6....66...B..... Dick Lynch ..... Notre Dame  
 7....78...T..... Leon Bennett ..... Boston College  
 8....90...E..... Buddy Payne ..... North Carolina  
 9....102...C..... Frank Kuchta ..... Notre Dame  
 10...114...T..... Ben Preston ..... Auburn  
 11...126...T..... Darrell Dess ..... NC State  
 12...138...G..... Eddie Michaels ..... Villanova  
 13...150...QB..... Ken Ford ..... Hardin-Simmons  
 14...162...E..... Jack Farris ..... Penn State  
 15...174...T..... Jack Davis ..... Maryland  
 16...186...E..... Fred Polzer ..... Virginia  
 17...198...T..... Fred Witt ..... Richmond  
 18...210...B..... Lennie King ..... Connecticut  
 19...222...C..... Don Stephenson ..... Georgia Tech  
 20...234...E..... Lou Peltam ..... Florida  
 21...246...G..... Jackie Johnson ..... Mississippi  
 22...258...B..... Charley Sanders ..... West Texas State  
 23...270...E..... Ron Schomburger ..... Florida State  
 24...282...E..... Rod Hanson ..... Illinois  
 25...294...G..... John Bloom ..... TCU  
 26...306...G..... Frank Holmquist ..... Iowa  
 27...318...E..... Perry Gehring ..... Minnesota  
 28...330...G..... Joe Biggs ..... Hardin-Simmons  
 29...342...B..... Ed Coffin ..... Syracuse  
 30...353...E..... Ted Smith ..... Georgia Tech

## 1959

1....4.....QB..... Don Allard ..... Boston College  
 .....Choice to Los Angeles  
 3....28...T..... Emil Karas ..... Dayton  
 4....40...E..... Jim Wood ..... Oklahoma State

# DRAFT HISTORY

5....49....T.... Bob Wetoska.....Notre Dame  
 .....(from Green Bay)  
 5..... Choice to Chicago Cardinals  
 6....65....T.... Jim McFalls.....VMI  
 7....76....T.... Don Lawrence.....Notre Dame  
 7....79....QB.... Mitch Oglego.....Iowa  
 .....(from Pittsburgh)  
 7....81....E.... Jim Kenney.....Boston University  
 .....(from Chicago Bears)  
 8....89....E.... Gene O'Pella.....Villanova  
 9....100....B.... Dick Haley.....Pittsburgh  
 10...113....B.... Ron Toth.....Notre Dame  
 11...124....G.... Gerry Marciniak.....Michigan  
 12...137....T.... Roger Wypyszynski.....St. Norbert  
 13...148....E.... Billy Shoemaker.....LSU  
 14...161....G.... Kurt Schwarz.....Maryland  
 15...172....E.... Fred Hood.....NE Oklahoma  
 16...185....T.... Dick Splain.....New Haven  
 17...196....T.... Jim Healy.....Holy Cross  
 18...209.QB.... Joe Kapp.....California  
 19...220....B.... Bobby Lauder.....Auburn  
 20...233....B.... Billy Brewer.....Mississippi  
 21...244....B.... Mel Reight.....West Virginia  
 22...257....E.... Art Gob.....Pittsburgh  
 23...268....B.... Clarence Alexander.....SE Louisiana  
 24...281....B.... George Darrah.....Franklin & Marshall  
 25...292....T.... Bob Sargent.....Colby  
 26...305....T.... Gene Grabosky.....Syracuse  
 27...316....B.... Norm Odyniec.....Notre Dame  
 28...329....B.... Billy Austin..... Rutgers  
 29...340....G.... Don Luckwood.....Tulane  
 30...353....B.... Jim Colclough.....Boston College

## 1960

1....4....QB.... Richie Lucas.....Penn State  
 ..... Choice to San Francisco  
 2....21....HB.... Sam Horner.....VMI  
 .....(from Chicago Bears)  
 3....28....T.... Andy Stynchula.....Penn State  
 4..... Choice to Philadelphia  
 4....48....G.... Vince Promuto.....Holy Cross  
 .....(from New York)  
 5....52....T.... Don Stallings.....North Carolina  
 6....64....E.... Dave Hudson.....Florida  
 7..... Choice to Pittsburgh  
 8....87....G.... Earl Kohlhaas.....Penn State  
 .....(from Detroit)  
 9..... Choice to San Francisco  
 9....100....E.... Dwight Bumgarner.....Duke  
 10..... Choice to Baltimore  
 11...124....C.... Jim Eifrid.....Colorado State  
 12...136.HB.... Jim Crotty.....Notre Dame  
 13...148....E.... Bill Herron.....Georgia  
 14...160....B.... Charlie Milstead.....Texas A&M  
 15...172....G.... Bernie Darre.....Tulane  
 16...184....B.... Joe Kulbacki.....Purdue  
 17...196....G.... Billy Roland.....Georgia  
 18...208....G.... John Lawrence.....NC State  
 19...220....G.... Ron Maltony.....Purdue  
 20...232.HB.... Jimmy Wolf.....Panhandle St.

## 1961

1....2....QB.... Norm Sneed.....Wake Forest  
 .....(from Dallas)  
 1....3....T.... Joe Rutgers.....Illinois  
 2..... Choice to New York  
 3..... Choice to St. Louis  
 3....39....B.... Jim Cunningham.....Pittsburgh  
 .....(from New York)  
 4..... Choice to Los Angeles  
 5..... Choice to Pittsburgh  
 6....72....B.... Joe Krakoski.....Illinois  
 .....(from Dallas)  
 6....73....T.... John O'Day.....Miami (Fla.)  
 7....87....B.... Jim Kerr.....Penn State

8....101....E.... Charlie Barnes.....NE Louisiana  
 9....115....B.... Joel Arrington.....Duke  
 10..... Choice to Cleveland  
 11...143....T.... Riley Mattson.....Oregon  
 12...157....E.... Bob Coolbaugh.....Richmond  
 13...171....B.... Doug Elmore.....Mississippi  
 14...185....B.... Doyle Schick.....Kansas  
 15...199....E.... Bob Johnson.....Michigan  
 16...213....T.... Ron Petty.....Louisville  
 17...227....B.... Joe Bellino.....Navy  
 18...241....T.... George Tolford.....Ohio State  
 19...255....E.... Tony Romeo.....Florida State  
 20...269....G.... Mike Ingram.....Ohio State

## 1962

1....1....B.... Ernie Davis.....Syracuse  
 2....15....B.... Joe Hernandez.....Arizona  
 3....29....E.... Bob Mitinger.....Penn State  
 4....43....T.... Billy Neighbors.....Alabama  
 5..... Choice to Chicago  
 6..... Choice to San Francisco  
 7....85....HB.... Bert Coan.....Kansas  
 8....99....FB.... Ron Hatcher.....Michigan State  
 9....113....E.... Dave Viti.....Boston University  
 10...127....G.... John Childress.....Arkansas  
 11...141....T.... Carl Palazzo.....Adams State  
 12...155....HB.... Terry Terrebonne.....Tulane  
 13...169....E.... Bill Whisler.....Iowa  
 14...183....HB.... Jim Costen.....South Carolina  
 15...197....T.... Len Vella.....Georgia  
 16...211....E.... Tommy Brooker.....Alabama  
 17...225....G.... Alan Miller.....Ohio University  
 18...239....B.... Carl Charon.....Michigan State  
 19...253....B.... Claude Crabb.....Colorado  
 20...267.QB.... Ed Trancygier.....Florida State

## 1963

1....7....E.... Pat Richter.....Wisconsin  
 2....22....B.... Lonnie Sanders.....Michigan State  
 3....35....T.... Ron Snidow.....Oregon  
 4..... Choice to San Francisco  
 5..... Choice to Green Bay  
 6....78....T.... Charley Nickoson.....Ohio University  
 7....91....B.... Dave Francis.....Ohio State  
 8..... Choice to Philadelphia  
 9...119....B.... Billy Joe.....Villanova  
 10...134....G.... Rod Foster.....Ohio State  
 11...147....E.... Allen Schau.....Western Michigan  
 12...162....C.... Bob Caldwell.....Georgia Tech  
 13...175....E.... John Greiner.....Purdue  
 14...190....B.... Tom Winingder.....Georgia Tech  
 15...203.LB.... Harry Butsko.....Maryland  
 16...218....G.... Dave Adams.....Arkansas  
 17...231.HB.... Ron Whaley.....Tenn-Chattanooga  
 18...246....E.... Drew Roberts.....Cal State-Humboldt  
 19...259.QB.... Jim Turner.....Utah State  
 20...274....T.... Joe Baughan.....Auburn

## 1964

1....3....HB.... Charley Taylor.....Arizona State

2....18....B.... Paul Krause.....Iowa  
 3..... Choice to Los Angeles  
 4..... Choice to Philadelphia  
 5....59....FB.... Jim Snowden.....Notre Dame  
 6....74....E.... Russ Brown.....Florida  
 7....87....QB.... Dick Shiner.....Maryland  
 8..... Choice to San Francisco  
 9....115....C.... Len Hauss.....Georgia  
 10...130....B.... Rick Leeson.....Pittsburgh  
 11...143.LB.... Gene Donaldson.....Purdue  
 12...158....T.... Bob Zvolerin.....Tennessee  
 13...171....B.... Tom McDonald.....Notre Dame  
 14...186....B.... Tom Urbanik.....Penn State  
 15...199....T.... Dick Evers.....Colorado State  
 16...214....B.... Tommy Walters.....Mississippi  
 17...227....B.... Ozzie Clay.....Iowa State  
 18...242....G.... Bob Jones.....Nebraska  
 19...255....G.... John Seedborg.....Arizona State  
 20...270....B.... Gordon Guest.....Arkansas

## 1965

1..... Choice to Chicago  
 2....21....T.... Bob Breitenstein.....Tulsa  
 3....34....B.... Kent McClughan.....Nebraska  
 4..... Choice to Baltimore  
 5..... Choice to New York  
 6..... Choice to Philadelphia  
 7..... Choice to Chicago  
 8....105G/LB.... Don Croftcheck.....Indiana  
 9....118....E.... Jerry Smith.....Arizona State  
 10...133.FB.... Bob Briggs.....Central State (OK)  
 11...146....G.... Willie Adams.....New Mexico State  
 12...160....T.... John Strommeyer.....Nebraska  
 13...174....HB.... Biff Bracy.....Duke  
 14...189.HB.... Dave Estrada.....Arizona State  
 15...202....B.... Ben Baldwin.....Vanderbilt  
 16...217....G.... Robert Reed.....Tennessee A&I  
 17...230....E.... Gary Hart.....Vanderbilt  
 18...245.LB.... Chris Hanburger.....North Carolina  
 19...258....B.... Roosevelt Ellerbe.....Iowa State  
 20..... Choice to Baltimore

## 1966

1....6....K.... Charlie Gogolak.....Princeton  
 2....21....T.... Walter Barnes.....Nebraska  
 3....38....FB.... Tom Barrington.....Ohio State  
 4....53....DB.... Bill Clay.....Mississippi  
 5....70....T.... Dick Lemay.....Vanderbilt  
 6....94....T.... Earl Yates.....Duke  
 .....(from Green Bay)  
 7....101....T.... George Patton.....Georgia  
 8....115....FB.... Stan Mitchell.....Tennessee  
 9....131....LB.... Jack Shinholler.....Florida State  
 10...145.DB.... Caesar Belser.....Arkansas-Pine Bluff  
 11...161....FL.... Dick Reding.....Northwestern St.  
 12...175.LB.... John Stipech.....Utah  
 13...191....C.... Heath Wingate.....Bowling Green  
 14...205.HB.... Jerry Lovelace.....Texas Tech  
 15...221.HB-K. Hal Seymour.....Florida  
 16...235.HB.... Hal Wantland.....Tennessee  
 17...251....E.... Mitch Zalnasky.....Pittsburgh  
 18...265.HB.... Joe Burson.....Georgia  
 19...281....E.... Andre White.....Florida A&M  
 20...295....C.... John Kelly.....Florida A&M

## 1967


1....13....FB.... Ray McDonald.....Idaho  
 2....39....DT.... Spain Musgrove.....Utah State  
 3....64....DB.... Curg Belcher.....BYU  
 4..... Choice to Green Bay  
 5..... Choice to Houston through DAL  
 6....135....T.... Don Bandy.....Tulsa  
 .....(from NY Giants through MIN)  
 6..... Choice to Detroit

# DRAFT HISTORY

7....168...B.... Bruce Matte..... Miami (Ohio)  
 (from Pittsburgh)  
**7.... 172...FL.... John Love..... N. Texas St.**  
**8.... 190G-LB... Larry Hendershot..... Arizona State**  
 (from Atlanta)  
 8..... Choice to Minnesota  
 9....222...HB.... Pete Larson..... Cornell  
 10...247...DT.... Tim Houtton..... St. Norbert  
 (from Chicago)  
 10...250...DB.... Bruce Sullivan..... Illinois  
 11....275...C.... Bill Brown..... UTEP  
 12...300...E.... Ron Sepic..... Ohio State  
 13...328...LB.... Bob Rodwell..... E. Michigan  
 14...353...HB.... Andy Socha..... Marshall  
**15... 378...G.... Ed Breeding..... Texas A&M**  
 16...406...DB.... Alfredo Avila..... Sul Ross  
 17...431...T.... Lyle Baucom..... Cal State-San Fran.

## 1968

**1.... 12....DB.... Jim 'Yazoo' Smith..... Oregon**  
**2.... 38....LB.... Tom Roussel..... Southern Miss**  
 (from Cleveland)  
**4.... 94....DT.... Dennis Crane..... USC**  
**5.... 113...TE.... Ken Barefoot..... Virginia Tech**  
 (from Atlanta)  
**5.... 117....K.... Mike Bragg..... Richmond**  
 (from Minnesota)



5..... Choice to Philadelphia  
**6.... 149...G.... Willie Banks..... Alcorn State**  
**7.... 176...RB.... Bob Brunet..... LSU**  
 8....203...RB.... Brian Magnuson..... Montana  
 9....230...DB.... Frank Liberatore..... Clemson  
 10..... Choice to Baltimore  
 11...284...DB.... Tom Garretson..... Northwestern  
 12...311...DT.... Dave Weedman..... W. Washington  
 13...338...T.... Mike St. Louis..... Cent. Missouri  
 14...365...T.... Dave Zivich..... UC Santa Barbara  
 15...392...G.... Cogger Coverson..... Texas Southern  
 16...419...RB.... Willie Turner..... Jackson St.  
**17... 448 DT.... Frank Bosch..... Colorado**

## 1969

1..... Choice to Los Angeles  
 2..... Choice to St. Louis  
 2....46...DB.... Eugene Epps..... UTEP  
 (from Cleveland)  
 3....62...RB.... Ed Cross..... Arkansas-Pine Bluff  
 (from Baltimore)  
 5....114...DB.... Bill Kishman..... Colorado State  
**6.... 139...LB.... Harold McLinton..... Southern**  
 7....166...RB.... Jeff Anderson..... Virginia  
**7.... 173...C.... John Didion..... Oregon State**  
 (from Minnesota)  
**8.... 191...RB.... Larry Brown..... Kansas State**  
 9..... Choice to Philadelphia  
 10..... Choice to Philadelphia  
 11...269...DT.... Eric Norri..... Notre Dame  
 12...295...DB.... Bob Shannon..... Tennessee St.  
 13...322...DB.... Mike Shook..... N. Texas St.  
 14...347...DT.... Rick Brand..... Virginia  
 15...374...T.... Paul Rogers..... Virginia

16...399...LB.... Mike Washington..... Southern  
 17...426...DE.... Rich Dobbert..... Springfield

## 1970

1..... Choice to San Francisco  
**2.... 43...DE.... Bill Brundige..... Colorado**  
 3..... Choice to St. Louis  
 4..... Choice to Baltimore  
**4.... 103...T.... Paul Laaveg..... Iowa**  
 (from MIN through Rams through ND)  
**5.... 114...DT.... Manny Sistrunk..... Arkansas A&M**  
 (from New Orleans)  
**5.... 121...RB.... Danny Pierce..... Memphis St.**  
 6..... Choice to Atlanta  
 7...173...WR... Roland Merritt..... Maryland  
**7.... 178...DT.... James Harris..... Howard Payne**  
 (from Los Angeles)  
 8...200...DB.... Paul Johnson..... Penn State  
 9...225...T.... Ralph Sonntag..... Maryland  
 10..... Choice to Green Bay  
**11... 277...TE.... Mack Alston..... Md. Eastern Shore**  
 12...303...LB.... James Kates..... Penn State  
 13...329...T.... Joe Patterson..... Lawrence  
 14...355...RB.... Tony Moro..... Dayton  
 15...381...C.... Vic Lewandowsky..... Holy Cross  
 16...407...WR... Steve Bushore..... Emporia St.  
 17...433...DT.... Earl Maxfield..... Baylor

## 1971

1..... Choice to Los Angeles  
 2...38...WR... Cotton Speyrer..... Texas  
 3..... Choice to Los Angeles  
 4..... Choice to New Orleans  
 5..... Choice to Green Bay  
 6...141...G.... Conway Hayman..... Delaware  
 7...166...DB.... Willie Germany..... Morgan St.  
 8..... Choice to New Orleans  
**9... 219...DE.... Mike Fanucci..... Arizona State**  
 10...244...RB.... Jesse Taylor..... Cincinnati  
**11... 272...T.... George Starke..... Columbia**  
**12... 297...DB.... Jeff Severson..... Long Beach State**  
**13... 322...C.... Dan Ryczek..... Virginia**  
 14...349...QB.... Bill Bynum..... W. New Mexico  
 15...375...G.... Tony Christnovich..... Wisc.-La Crosse  
 16...400...LB.... Glenn Tucker..... N. Texas St.  
 17..... Choice to New Orleans

## 1972

1..... Choice to NY Jets  
 2..... Choice to Baltimore  
 3..... Choice to New England through LA  
 4..... Choice to New Orleans through LA and PHI  
 5..... Choice to Los Angeles  
 6..... Choice to Los Angeles  
 7..... Choice to NY Giants  
**8.... 203 RB.... Moses Denson..... Md. Eastern Shore**  
 9...229...DE.... Steve Boekholder..... Drake  
 10...255...WR... Mike Oldham..... Michigan  
 11...281...DB.... Jeff Welch..... Arkansas AS  
 12...307...QB.... Don Bunce..... Stanford  
**13... 332...WR.... Frank Grant..... S. Colorado**  
 14...365...G.... Mike O'Quinn..... McNeese St.  
 15...385...DE.... Carl Taioti..... Colorado  
 16...411...DB.... S. Higginbotham..... Alabama  
 17...437...LB.... Kevin Clemente..... Boston College

## 1973

1..... Choice to San Diego through BAL  
 2..... Choice to New Orleans through NYJ  
 3..... Choice to Buffalo  
 4..... Choice to Buffalo  
 5...117...G.... Charles Cantrell..... Lamar  
 (from Atlanta)  
 5..... Choice to Los Angeles  
 6..... Choice to NY Jets

7..... Choice to Buffalo  
 8..... Choice to New Orleans  
**8.... 193...TE.... Mike Hancock..... Idaho State**  
 (from Los Angeles)  
 9...218...RB.... Rich Galbos..... Ohio State  
 (from Baltimore)  
 9...233...LB.... Eddie Sheats..... Kansas  
**10... 245...DB.... Ken Stone..... Vanderbilt**  
 (from Los Angeles)  
 11..... Choice to Los Angeles  
 12...311...G.... Ernie Webster..... Pittsburgh  
**13... 337...DT.... Dennis Johnson..... Delaware**  
 14...363...DB.... Herb Marshall..... Cameron  
 15..... Choice to Los Angeles  
 16...415...K.... Mike Wedman..... Colorado  
 17...441...RB.... Jeff Davis..... Mars Hill

## 1974

1..... Choice to Chicago through LA  
 2..... Choice to San Francisco  
 3..... Choice to NY Jets  
 4..... Choice to Los Angeles  
 5..... Choice to New England through ND  
 6...144...TE.... Jon Keyworth..... Colorado  
 (from Kansas City)  
 6..... Choice to Cincinnati through ND  
 7..... Choice to New England  
**7.... 180...LB.... Mike Varty..... Northwestern**  
 (from Los Angeles)  
 8...196...RB.... Darwin Robinson..... Dakota St.  
 (from Cleveland)  
 8..... Choice to Buffalo  
 9...218...DE.... Mark Sens..... Colorado  
 (from New England)  
 9...228...K.... Mike Flater..... Colorado School of Mines  
 9...233...TE.... Jim Kennedy..... Colorado State  
 (from Los Angeles)  
 10...258...DB.... Johnny Vann..... S. Dakota  
 11...282...T.... Joe Miller..... Villanova  
 12..... Choice to Baltimore  
**13... 332...LB.... Stu O'Dell..... Indiana**  
 14...361...QB.... Don Van Galder..... Utah  
 15..... Choice to San Diego  
 16...411...RB.... Nate Anderson..... E. Illinois  
 17..... Choice to Baltimore

## 1975

1..... Choice to San Diego  
 2..... Choice to Green Bay  
 3..... Choice to San Francisco  
 4..... Choice to Buffalo  
 5..... Choice to SD through LA and BUF  
**5.... 108...RB.... Mike Thomas..... UNLV**  
 (from Cleveland)  
 6...147...T.... Mark Doak..... Nebraska  
 (from Denver)  
 7..... Choice to Chicago through STL  
 8..... Choice to San Diego  
**9.... 228...DE.... Dallas Hickman..... California**  
 10..... Choice to Miami  
 11...277...DB.... Ardell Johnson..... Nebraska  
 (from Denver)  
 11...282...DE.... Jerry Hackenbruck..... Oregon State  
 12..... Choice to New England  
 13...344...DB.... Morris McKie..... N. Carolina A&T  
 14...359...LB.... Dave Benson..... Weber State  
 15...384...C.... Art Kuehn..... UCLA  
 16...412...G.... Dennis Pavelka..... Nebraska  
 17...437...DE.... Carl Taylor..... Memphis St.

## 1976

1..... Choice to Miami  
 2..... Choice to Detroit through SD  
 3..... Choice to New Orleans through SD  
 4..... Choice to Oakland through SD

# DRAFT HISTORY

5..... Choice to St. Louis  
 5....148...G.... Mike Hughes..... Baylor  
 ..... (from St. Louis)  
 6..... Choice to Kansas City  
 6....179...DB.... Tom Marvaso..... Cincinnati  
 ..... (from Los Angeles)  
 7..... Choice forfeited  
 8..... Choice to Buffalo through ATL  
**8.... 234.WR ... Brian Fryer..... Alberta**  
 ..... (selection voided)  
 9....254...G.... Curtis Akins..... Hawaii  
 10...272...LB.... Paul Strohmeier..... Washington  
 ..... (from Chicago)  
 10..... Choice to Miami  
 11....308...DE... Dean Gissler..... Nebraska  
 12...342...DB.... Walter Tullis..... Delaware St.  
 13...364...DB.... Waymon Britt..... Michigan  
 14...393...DB.... Quinn Buckner..... Indiana  
 ..... (selection voided)  
 15..... Choice to St. Louis  
 15...426...RB.... John Monroe..... Bluefield St.  
 ..... (from St. Louis)  
 16..... Choice to Baltimore through STL  
 17...476...DB.... Chuck Wills..... Oregon

## 1977

1..... Choice to St. Louis  
 2..... Choice to Los Angeles through SD  
 3..... Choice to San Diego  
 4....97...DE.... Duncan McColl..... Stanford  
 ..... (from Miami)  
 4..... Choice to Kansas City  
 5..... Choice to Los Angeles  
 6..... Choice to Atlanta  
 7..... Choice to OAK through HDU and NYG  
**7.... 189...TE ... Reggie Haynes..... UNLV**  
 ..... (from Los Angeles)  
 8..... Choice to Kansas City  
 9..... Choice to Atlanta  
 9....246...RB.... Mike Northington..... Purdue  
 ..... (from Los Angeles)  
 10...273...RB.... James Sykes..... Rice  
**11.... 300 DB ... Don Harris..... Rutgers**  
 12...327...DE.... Curtis Kirkland..... Missouri

## 1978

1..... Choice to St. Louis  
 2..... Choice to Los Angeles  
 3..... Choice to Los Angeles  
 4..... Choice to Cleveland through LA  
 5..... Choice to Philadelphia  
 6..... Choice to New Orleans through HDU  
**6.... 159...RB ... Tony Green..... Florida**  
 ..... (from Minnesota through SF)  
 7..... Choice to Kansas City  
 8....202.WR... Walker Lee..... North Carolina  
 ..... (from San Francisco)  
 8..... Choice to Atlanta  
**8.... 219...LB ... Don Hover..... Washington St.**  
 ..... (from Los Angeles)  
 9....243...QB.... John Hurley..... Santa Clara  
 10...270...DE.... Scott Hertenstein..... Azusa Pacific  
 11....297...DE.... Mike Williams..... Texas A&M  
 12...324...G.... Steve McCabe..... Bowdoin

## 1979

1..... Choice to Cincinnati  
 2..... Choice to Oakland through STL  
 3..... Choice to Baltimore through HDU  
 4..... Choice to Philadelphia  
**4.... 103...TE ... Don Warren..... San Diego St.**  
 5..... Choice to Cleveland  
 6..... Choice to Baltimore  
 7..... Choice to New England  
**7.... 182...LB ... Rich Milot..... Penn State**

..... (from Seattle)  
 8..... Choice to Miami  
**9.... 233.WR ... Kris Haines..... Notre Dame**  
 10..... Choice to Kansas City  
**11.... 289 LB ... Monte Coleman..... Arkansas St.**  
 11...300.WR... Tony Hall..... Knoxville  
 ..... (from New England)  
 12..... Choice to Cleveland

## 1980

**1.... 18 ...WR ... Art Monk..... Syracuse**



2..... Choice to Los Angeles  
**2.... 55 ...DE ... Mat Mendenhall..... BYU**  
 3..... Choice to San Francisco through LA  
 4..... Choice to Tampa Bay  
 5..... Choice to Buffalo  
**6.... 155...LB ... Farley Bell..... Cincinnati**  
**7.... 187 ...G ... Melvin Jones..... Houston**  
 8..... Choice to Miami  
 9....241...WR... L. McCullough..... Illinois  
 10...268...RB.... Lewis Walker..... Utah  
 11....295...DE... Mike Matocha..... UTA  
 12...327...DE... Marcene Emmett..... N. Alabama

## 1981

1..... Choice to Los Angeles  
**1.... 20 ...T ... Mark May..... Pittsburgh**  
 ..... (from Los Angeles)  
 2..... Choice to San Francisco  
 3..... Choice to Los Angeles  
**3.... 69 ...G ... Russ Grimm..... Pittsburgh**  
 ..... (from Miami through LA)  
**4.... 90 ...QB ... Tom Flick..... Washington**  
 ..... (from Green Bay)  
 4..... Choice to Cleveland  
**5.... 119...DE ... Dexter Manley..... Oklahoma State**  
 5...132...G.... Gary Sayre..... Cameron  
 ..... (from Los Angeles)  
**6.... 148 . LB ... Larry Kubin..... Penn State**  
 7..... Choice to Los Angeles  
**8.... 201.WR ... Charlie Brown..... S. Carolina St.**  
**9.... 231...G ... Darryl Grant..... Rice**  
 10...257...QB.... Phil Kessel..... N. Michigan  
 10...267...T.... Allan Kennedy..... Washington St.  
 ..... (from New England through CLE)  
 11...284.WR... Jerry Hill..... N. Alabama  
**12... 314.WR ... Clint Didier..... Portland St.**

## 1982

1..... Choice to Baltimore through LA  
 2..... Choice to New England through SF  
**2.... 49 ...DB ... Vernon Dean..... San Diego St.**  
 ..... (from San Diego through LA  
 3...61...WR... Carl Powell..... Jackson St.  
 ..... (from Los Angeles)  
 3..... Choice to New Orleans  
**4.... 99 ...DE ... Todd Liebenstein..... UNLV**  
 5..... Choice to St. Louis  
**5.... 133...TE ... Michael Williams..... Alabama A&M**

..... (from Buffalo)  
 6....153...LB... Lamont Jeffers..... Tennessee  
 7....180...LB... John Schachtner..... N. Arizona  
 ..... Choice to Cleveland  
 8....223...DT... Ralph Warthen..... Gardner Webb  
 ..... (from San Francisco through ND)  
**9.... 226...DB ... Ken Coffey..... SW Texas St.**  
 ..... (from New Orleans)  
 9....238...DT... Randy Trautman..... Boise State  
 10...254...DE... Harold Smith..... Kentucky St.  
 ..... (from New Orleans)  
 10...265...DB.... Terry Daniels..... Tennessee  
 11...281...K.... Dan Miller..... Miami (Fla.)  
 ..... (from Miami)  
**11.... 291...QB ... Bob Holly..... Princeton**  
 12...309...T.... Don Laster..... Tennessee St.  
 ..... (from New Orleans)  
 12...322...LB.... Jeff Goff..... Arkansas

## 1983

**1.... 28 ...DB ... Darrell Green..... Texas A&I**  
 2...56...RB.... Richard Williams..... Memphis St.  
**3.... 84 ...DE ... Charles Mann..... Nevada**  
 4..... Choice to Buffalo through ND  
 5..... Choice to Pittsburgh  
 6....166...T.... Bob Winckler..... Wisconsin  
 ..... (from LA Raiders)  
**6.... 168...QB ... Babe Laufenberg..... Indiana**  
 7....196...RB... Kelvin Bryant..... North Carolina  
 8....224...T.... Todd Hallstrom..... Minnesota  
 9....251...RB... Marcus Gilbert..... TCU  
 10...279...LB.... Geff Gandy..... Baylor  
 11..... Choice to San Diego  
 12..... Choice to NY Giants

## 1984

1..... Choice to NY Giants  
 2...31...DT... Bob Slater..... Oklahoma  
 ..... (from NY Giants)  
**2.... 55 ...DE ... Steve Hamilton..... East Carolina**  
**3.... 83 ...QB ... Jay Schroeder..... UCLA**  
**4.... 102...RB ... Jimmy Smith..... Elon**  
 ..... (from LA Rams through HDU)  
 4..... Choice to Pittsburgh  
 5....125...LB... Jeff Pegues..... East Carolina  
 ..... (from CHI through SD, SEA and NYG)  
 5..... Choice to SF through LA Raiders  
 6....167...T.... Curt Singer..... Tennessee  
 7....195...WR... Mark Smith..... North Carolina  
 8....223...DB... Jeff Smith..... Missouri  
 9..... Choice to New England  
**10... 279...RB ... Keith Griffin..... Miami (Fla.)**  
**11... 306...TE ... Anthony Jones..... Wichita St.**  
 12...335...WR... Curtland Thomas..... Missouri

## 1985

..... Choice to New Orleans  
 2...33...DB... Tory Nixon..... San Diego St.  
 ..... (from Atlanta)  
 2..... Choice to St. Louis through ATL  
 3..... Choice to Raiders through HDU  
 4..... Choice to LA Raiders  
**5.... 122...RB ... Raphael Cherry..... Hawaii**  
 ..... (from New Orleans)  
 5..... Choice to Pittsburgh  
 6....163...TE... Danzell Lee..... Lamar  
 ..... (from Philadelphia)  
**7.... 185...RB ... Lionel Vital..... Nicholls State**  
 ..... (from St. Louis through KC)  
 7..... Choice to LA Raiders through NE  
**8.... 219...DB ... Barry Wilburn..... Mississippi**  
 9....247...G.... Mitch Geier..... Troy State  
**10... 263...RB ... Terry Orr..... Texas**  
 ..... (from New Orleans)

# DRAFT HISTORY

10.....Choice to LA Raiders  
 11...290..G.....Raleigh McKenzie.....Tennessee  
 (from New Orleans)  
 11...304 DB...Garry Kimble.....Sam Houston St.  
 12...309 DT...Dean Hamel.....Tulsa  
 (from Buffalo)  
 12...331..LB...Bryan Winn.....Houston

## 1986

1.....Choice to Atlanta  
 2...30...DE...Markus Koch.....Boise State  
 (from Atlanta)  
 2...45...WR...Walter Murray.....Hawaii  
 (from San Francisco)  
 2.....Choice to PHI through LA Raiders  
 3...75...DB...Alvin Walton.....Kansas  
 4.....Choice to SF through LA Rams  
 5...113..LB...Ravin Caldwell.....Arkansas  
 (from Atlanta)  
 5.....Choice to Philadelphia through ATL  
 6...146..QB...Mark Rypien.....Washington St.  
 (from Kansas City)



6...156...G.....Jim Huddleston.....Virginia  
 (from San Francisco)  
 6.....Choice to Atlanta  
 7...186..RB...Rick Badanjek.....Maryland  
 8...213..LB...Kurt Gouveia.....BYU  
 9...239 DB...Wayne Asberry.....Texas A&M  
 10.....Choice to San Francisco  
 11...297..RB...Kenny Falls.....Henderson St.  
 12...323.WR...Eric Yarber.....Idaho

## 1987

1.....Choice to San Francisco  
 2...30...DB...Brian Davis.....Nebraska  
 (from Indianapolis)  
 2...48...T....Wally Kleine.....Notre Dame  
 (from NY Jets through LA Raiders)  
 2.....Choice to LA Raiders  
 3.....Choice to Raiders through NE  
 4.....Choice to Buffalo  
 5...117...RB...Timmy Smith.....Texas Tech  
 (from Buffalo)  
 5.....Choice to Tampa Bay  
 6...144..DB...Steve Gage.....Tulsa  
 (from Buffalo)  
 6...164...T....Ed Simmons.....E. Washington  
 7...192..DB...Johnny Thomas.....Baylor  
 8...219..DB...Clarence Vaughn.....N. Illinois  
 9...249..RB...Alfred Jenkins.....Arizona  
 10...274.WR...Ted Wilson.....Central Florida  
 11...304.WR...Laron Brown.....Texas  
 12...331...C....Ray Hitchcock.....Minnesota

## 1988

1.....Choice to Chicago  
 2...55...K....Chip Lohmiller.....Minnesota  
 3...66...KR...Mike Olfphant.....Puget Sound  
 (from LA Rams)

3.....Choice to LA Rams  
 4...109..RB...Jamie Morris.....Michigan  
 5...127..DB...Carl Mirns.....Sam Houston St.  
 (from New England)  
 5.....Choice to LA Rams  
 6...159..QB...Stan Humphries.....NE Louisiana  
 (from Indianapolis)  
 6.....Choice to LA Rams  
 7...193..DB...Harold Hicks.....San Diego St.  
 8...221..RB...Darryl McGill.....Wake Forest  
 9...249..LB...Blake Peterson.....Mesa Co.  
 10...277..T....Henry Brown.....Ohio State  
 11...305..DE...Curt Koch.....Colorado  
 12...315...P....Wayne Ross.....San Diego St.  
 (from LA Rams)  
 12.....Choice to LA Rams

## 1989

1.....Choice to Chicago  
 2.....Choice to Dallas through LA Raiders  
 3...66...DT...Tracy Rocker.....Auburn  
 4.....Choice to New England  
 4...110..WR...Erik Affholter.....USC  
 (from Chicago through LA Raiders)  
 5.....Choice to Green Bay  
 5...129..DB...Tim Smiley.....Arkansas St.  
 (from Indianapolis)  
 5...139..DE...Lybrant Robinson.....Delaware St.  
 (from San Fran. through LA Raiders)  
 6...149..DB...AJ Johnson.....SW Texas St.  
 7...179..LB...Kevin Hendrix.....South Carolina  
 8.....Choice to Green Bay  
 9...233..TE...Charles Darrington.....Kentucky  
 10...263..C....Mark Schlereth.....Idaho  
 11.....Choice to TB through LA Rams  
 12...316...TE...Jimmie Johnson.....Howard  
 (from San Diego)  
 12...317..RB...Joe Mickles.....Mississippi

## 1990

1.....Choice to Atlanta  
 2...46...LB...Andre Collins.....Penn State  
 3...76...G....Moe Elewonibi.....BYU  
 4...86...QB...Cary Conklin.....Washington  
 5.....Choice to Indianapolis  
 4...109..DB...Rico Labbe.....Boston College  
 (from San Fran. through LA Raiders)  
 5...130..RB...Brian Mitchell.....SW Louisiana  
 6...160..DT...Kent Wells.....Nebraska  
 7.....Choice to San Diego  
 8.....Choice to Indianapolis  
 9...243..G....Tim Moxley.....Ohio State  
 10...262..DB...DJuan Francisco.....Notre Dame  
 (from Miami)  
 10...270..DT...Thomas Rayam.....Alabama  
 11...297..LB...Jon Leverenz.....Minnesota  
 12.....Choice to San Diego

## 1991

1...17...DT...Bobby Wilson.....Michigan State  
 (from Houston through NE and DAL)  
 1.....Choice to Dallas  
 2.....Choice to San Diego  
 3...76...RB...Ricky Ervins.....USC  
 4...188..WR...Keith Cash.....Texas  
 5.....Choice to Pittsburgh  
 5.....Choice to Dallas  
 6...159...TE...Dennis Ransom.....Texas A&M  
 7...188..WR...Keith Cash.....Texas  
 8...215..DB...Jimmy Spencer.....Florida  
 9...243..DB...Charles Bell.....Baylor  
 10...270...P....Cris Shale.....Bowling Green  
 11...299..S....David Guldge.....Jacksonville St.  
 12...326.WR...Keenan McCardell.....UNLV

## 1992

1...4...WR...Desmond Howard.....Michigan  
 (from Cincinnati)  
 1.....Choice to Cincinnati  
 2...47...DE...Shane Collins.....Arizona State  
 (from Kansas City through DAL)  
 2.....Choice to Detroit through DAL  
 3...74...G....Paul Siever.....Penn State  
 (from Kansas City through DAL)  
 3.....Choice to Cincinnati  
 4...112..QB...Chris Hakek.....William & Mary  
 5.....Choice to San Diego  
 6...188..TE...Ray Rowe.....San Diego St.  
 7...196..DB...Calvin Holmes.....USC  
 8...224...G....Darryl Moore.....UTEP  
 9...252..LB...Boone Powell.....Texas  
 10...280..LB...Tony Barker.....Rice  
 11...308.WR...Terry Smith.....Penn State  
 12...336..C....Matt Elliott.....Michigan

## 1993

1...17...DB...Tom Carter.....Notre Dame  
 2...45...RB...Reggie Brooks.....Notre Dame  
 3...71...LB...Rick Hamilton.....Central Florida  
 3...80...P....Ed Bunn.....UTEP  
 4...101..DE...Sterling Palmer.....Florida State  
 5...128..C....Greg Huntington.....Penn State  
 6...155..DB...Darryl Morrison.....Arizona  
 5...160..TE...Frank Wycheck.....Maryland  
 (from Minnesota)  
 7.....Choice to Pittsburgh  
 8...212..LB...Lamont Hollinquest.....USC

## 1994

1...3...QB...Heath Shuler.....Tennessee  
 2...31...T....Tré Johnson.....Temple  
 3...68...WR...Tydus Winans.....Fresno State  
 3...97...G....Joe Patton.....Alabama A&M  
 4...105..TE...Rick Haws.....Utah  
 5.....Choice to Minnesota  
 6...163..DE...Dexter Nottage.....Florida A&M  
 7...197..QB...Gus Frotte.....Tulsa

## 1995

1...4...WR...Michael Westbrook.....Colorado  
 2...37...C....Cory Rayment.....Wisconsin  
 3...68...CB...Darryl Pounds.....Nicholls State  
 4...103..RB...Larry Jones.....Miami (Fla.)  
 5...137...TE...Jamie Asher.....Louisville  
 (from Houston)  
 5.....Choice to Oakland  
 5...152..DE...Rich Owens.....Lehigh  
 (from Green Bay through DAK)  
 6...176...T....Brian Thure.....California  
 7.....Choice to Arizona  
 7...226..CB...Scott Turner.....Illinois  
 (from Oakland)

## 1996

1.....Choice to St. Louis  
 1...30...T....Andre Johnson.....Penn State  
 2.....Choice to Dallas  
 3.....Choice to Dallas  
 4...102..RB...Stephen Davis.....Auburn  
 5...138...S....Leomont Evans.....Clemson  
 6...174..DE...Kelvin Kinney.....Virginia St.  
 7...215..LB...Jeremy Asher.....Oregon  
 7...250.WR...Deandre Maxwell.....San Diego St.  
 (Compensatory Selection)

## 1997

1...17...DE...Kenard Lang.....Miami (Fla.)  
 2...51...LB...Greg Jones.....Colorado  
 3...80...LB...Derek Smith.....Arizona State  
 4...115..WR...Albert Connell.....Texas A&M

# DRAFT HISTORY

- 5.... 132...S....Jamel Williams..... Nebraska  
 .....(from Houston)  
 5.... 140 .CB ...Keith Thibodeaux ..... NW Louisiana  
 .....(from Oakland through ATL)  
 5.... 148 .LB ...Twan Russell..... Miami (Fla.)  
 5.... 162...G.....Brad Badger ..... Stanford  
 .....[Compensatory Selection]  
 6..... Choice to Atlanta  
 7..... Choice to Atlanta

## 1998

- 1..... Choice to Cincinnati  
 2.... 48 ...TE ...Stephen Alexander ..... Oklahoma  
 3.... 69 ...RB ...Skip Hicks ..... UCLA  
 .....(from New Orleans)  
 3..... Choice to Cincinnati  
 4..... Choice to Oakland  
 4.... 113...LB ...Shawn Barber ..... Richmond  
 .....(from Detroit through OAK)  
 5.... 140 ...C....Mark Fischer ..... Purdue  
 6.... 170...WR ...Pat Palmer ..... Northwestern St.  
 7.... 191...CB ...David Terrell ..... UTEP  
 .....(from Oakland)  
 7.... 206 LB ...Antwaune Ponds ..... Syracuse

## 1999

- 1.... 7 ....CB ...Champ Bailey ..... Georgia  
 .....(from Chicago)  
 1..... Choice to Minnesota  
 2.... 37 ....T.....Jon Jansen ..... Michigan  
 .....(from Chicago)  
 2..... Choice to Oakland through CHI  
 3..... Choice to Pittsburgh through MIN  
 4..... Choice to Chicago  
 4.... 107...LB ...Nate Stimson ..... Georgia Tech  
 .....(from New Orleans)  
 5..... Choice to Chicago  
 5.... 165...T....Derek Smith ..... Virginia Tech  
 .....(from Denver)  
 6.... 181...K....Jeff Hall ..... Tennessee  
 7.... 217...WR ...Tim Alexander ..... Oregon State

## 2000

- 1.... 2 ....LB ...LaVar Arrington ..... Penn State  
 .....(from New Orleans)  
 1.... 3 ....OL ...Chris Samuels ..... Alabama  
 .....(from San Francisco)  
 1..... Choice to San Francisco  
 2..... Choice to Minnesota  
 3.... 64 ...DB ...Lloyd Harrison ..... NC State  
 .....(from New Orleans)  
 3..... Choice to Chicago  
 4..... Choice to Seattle through SF  
 4.... 129...OL ...Michael Moore ..... Troy State  
 .....[Compensatory Selection]  
 5..... Choice to Denver through SF and SEA  
 5.... 155...DB ...Quincy Sanders ..... UNLV  
 .....(from Minnesota)  
 6..... Choice to Philadelphia  
 6.... 202 QB ...Todd Husak ..... Stanford  
 .....[Compensatory Selection]  
 7.... 216...DL ...Del Cowsette ..... Maryland  
 .....(from Pittsburgh)  
 7..... Choice to OAK through DEN and SEA  
 7.... 250.WR ...Ethan Howell ..... Oklahoma State  
 .....[Compensatory Selection]

## 2001

- 1.... 15 ...WR ...Rod Gardner ..... Clemson  
 2.... 45 ...CB ...Fred Smoot ..... Mississippi St.  
 ..... Choice to Kansas City  
 4.... 109 .QB ...Sage Rosenfels ..... Iowa State  
 5..... Choice to St. Louis  
 5.... 154.WR ...Darmerien McCants ..... Delaware St.  
 .....(from Denver through STL)

- 6..... Choice to Miami  
 6.... 186...DT ...Mario Monds ..... Cincinnati  
 .....(from St. Louis)  
 7..... Choice to Atlanta through DEN

## 2002

- 1..... Choice to Atlanta through Oakland  
 1.... 32 ...QB ...Patrick Ramsey ..... Tulane  
 .....(from Cleveland through JAX)  
 2..... Choice to Baltimore  
 2.... 56 ...RB ...Ladell Betts ..... Iowa  
 .....(from Baltimore)  
 3.... 79...CB ...Rashad Bauman ..... Oregon  
 .....(from Cleveland through JAX)  
 3..... Choice to St. Louis through KC  
 3.... 87...WR ...Cliff Russell ..... Utah  
 .....(from Baltimore)  
 4..... Choice to Jacksonville  
 5..... Choice to NY Jets  
 5.... 159CB/S...Andre Lott ..... Tennessee  
 .....(from Baltimore)  
 5.... 160 .TE ...Robert Royal ..... LSU  
 .....(from NY Jets)  
 6.... 192...DT ...Reggie Coleman ..... Tennessee  
 7.... 230...LS ...Jeff Grau ..... UCLA  
 7.... 234.DE ...Greg Scott ..... Hampton  
 .....(from NY Jets through NE)  
 7.... 257.FB ...Rock Cartwright ..... Kansas State  
 .....[Compensatory Selection]

## 2003

- 1..... Choice to NE through NYJ and CHI  
 2.... 44 ...WR ...Taylor Jacobs ..... Florida  
 3..... Choice to Houston through NE  
 3.... 81 ...G....Derrick Dockery ..... Texas  
 .....(from New England)  
 4..... Choice to St. Louis  
 5..... Choice to Jets (from DAL through NE)  
 5..... Choice to Detroit  
 6..... Choice to Philadelphia through GB  
 7..... Choice to Carolina through MIA  
 7.... 232.QB ...Gibran Hamdan ..... Indiana  
 .....(from Miami)

## 2004

- 1.... 5 ....S....Sean Taylor ..... Miami (Fla.)  
 2..... Choice to Denver  
 3..... Choice to Green Bay through JAX  
 3.... 81 ...TE ...Chris Cooley ..... Utah State  
 .....From New Orleans  
 4..... Choice to SF through NE and CHI  
 5..... Choice to New Orleans  
 5.... 151...DL ...Mark Wilson ..... California  
 .....from Minnesota through NO  
 6..... Choice to Denver  
 6.... 180 .DL ...Jim Molinaro ..... Notre Dame  
 .....from Chicago  
 7..... Choice to TB through NO and DAL

## 2005

- 1.... 9 ....CB ...Carlos Rogers ..... Auburn  
 1.... 25 ...QB ...Jason Campbell ..... Auburn  
 .....(from Denver)  
 2..... Choice to New Orleans  
 3..... Choice to Denver  
 4..... Choice to Minnesota  
 4.... 120.FB ...Manuel White ..... UCLA  
 .....(from Minnesota)  
 5..... Choice to Philadelphia  
 5.... 154.LB ...Robert McDune ..... Louisville  
 .....(from Minnesota)  
 6.... 183...LB ...Jarred Newberry ..... Stanford  
 7.... 222.FB ...Nehemiah Broughton ..... The Citadel

## 2006

- 1..... Choice to San Francisco via Denver  
 2.... 35 ...LB ...Rocky McIntosh ..... Miami (Fla.)  
 .....(from NY Jets)  
 3..... Choice to San Francisco  
 4..... Choice to Denver  
 5.... 153...DT ...Anthony Montgomery ..... Minnesota  
 6.... 173...S....Reed Doughty ..... Northern Colorado  
 .....(from NY Jets)  
 6..... Choice to NYJ via NYJ and DAL  
 6.... 196...DL ...Kedric Golston ..... Georgia  
 .....(from Carolina)  
 7.... 230...OL ...Kili Lefotu ..... Arizona  
 7.... 250.LB ...Kevin Simon ..... Tennessee  
 .....[Compensatory Selection]

## 2007

- 1.... 6 ....S....LaRon Landry ..... LSU  
 2..... Choice to SD through CHI and NYJ  
 3..... Choice to Denver  
 4..... Choice to San Francisco  
 5.... 143...LB ...Dallas Sartz ..... USC  
 6.... 179..LB ...H.B. Blades ..... Pittsburgh  
 6.... 205.QB ...Jordan Palmer ..... UTEP  
 .....(from Chicago)  
 7.... 216...TE ...Tyler Ecker ..... Michigan

## 2008

- 1..... Choice to Atlanta  
 2.... 34 ...WR ...Devin Thomas ..... Michigan State  
 .....(from Oakland through ATL)  
 2.... 48...TE ...Fred Davis ..... USC  
 .....(from Houston through ATL)  
 2.... 51 ...WR ...Malcolm Kelly ..... Oklahoma  
 3..... Choice to Atlanta  
 3.... 96 ...T....Chad Rinehart ..... Northern Iowa  
 .....[Compensatory Selection]  
 4..... Choice to Denver  
 4.... 124.CB ...Justin Tryon ..... Arizona State  
 .....(from Tennessee)  
 5..... Choice to Atlanta  
 6.... 168...P....Durant Brooks ..... Georgia Tech  
 .....(from St. Louis)  
 6.... 180...S....Kareem Moore ..... Nicholls State  
 .....(from Denver through STL)  
 6.... 186...QB ...Colt Brennan ..... Hawaii  
 7..... Choice to St. Louis  
 7.... 242.DE ...Rob Jackson ..... Kansas State  
 .....[Compensatory Selection]  
 7.... 249...S....Chris Horton ..... UCLA  
 .....[Compensatory Selection]

## 2009

- 1.... 13 ...LB ...Brian Drakpo ..... Texas  
 2..... Choice to Miami  
 3.... 80...CB ...Kevin Barnes ..... Maryland  
 4..... Choice to Detroit through NYJ  
 5..... Choice to Minnesota  
 5.... 158...LB ...Cody Glenn ..... Nebraska  
 .....(from Minnesota)  
 6.... 186.LB ...Robert Henson ..... TCU  
 7.... 221.FB ...Eddie Williams ..... Idaho  
 .....(from Washington through MIN)  
 7.... 243.WR ...Marko Mitchell ..... Nevada  
 .....[Compensatory Selection]

# DRAFT HISTORY

## 2010

1.... 4..... T..... Trent Williams ..... Oklahoma



2..... Choice to Philadelphia  
 3..... Yielded to supplemental (Jeremy Jarmon)  
 4.... 103.. LB ... Perry Riley ..... LSU  
 5..... Choice to Atlanta through STL  
 6.... 174.. FB ... Dennis Morris..... Louisiana Tech  
 (from Washington through MIA)  
 7..... Choice to St. Louis  
 7.... 219.. WR... Terrence Austin..... UCLA  
 (from Miami)  
 7.... 229.. C.... Erik Cook ..... New Mexico  
 (from New England)  
 7.... 231.. T..... Selvis Capers..... West Virginia  
 (from PHI) through DEN and NE

## 2011

..... Choice to Jacksonville  
 1.... 16.... LB ... Ryan Kerrigan ..... Purdue  
 (from Jacksonville)  
 2.... 41.... DL ... Jarvis Jenkins ..... Clemson  
 3..... Choice to New Orleans  
 3.... 79... WR ... Leonard Hankerson ..... Miami (Fla.)  
 (from Miami)  
 4..... Choice to Tampa Bay through PHI  
 4.... 105.. RB ... Roy Helu ..... Nebraska  
 (from Houston)  
 5..... Choice to Houston  
 5.... 146 .. S.... DeJon Gomes ..... Nebraska  
 (from Miami)  
 5.... 155.. WR ... Niles Paul ..... Nebraska  
 (from New Orleans)  
 6.... 177.. RB ... Evan Royster..... Penn State  
 6.... 178.. WR ... Aldrick Robinson ..... SMU  
 (from Houston)  
 7.... 213.. CB ... Brandyn Thompson ..... Boise State  
 7.... 217.. OL ... Maurice Hurt ..... Florida  
 (from Miami)  
 7.... 224.. LB ... Markus White ..... Florida State  
 (from Indianapolis)  
 7.... 253.. NT ... Chris Neild ..... West Virginia  
 (Compensatory Selection)

## 2012

1.... 2..... QB ... Robert Griffin III ..... Baylor  
 (from St. Louis)  
 1..... Choice to Dallas through STL  
 2..... Choice to St. Louis  
 3..... Choice to Buffalo  
 3.... 71..... G..... Josh LeRibeus ..... SMU  
 (from Buffalo)  
 4.... 102.. QB ... Kirk Cousins..... Michigan State  
 4.... 119.. LB ... Keenan Robinson ..... Texas  
 (from Pittsburgh)  
 5.... 141... G..... Adam Gettis ..... Iowa  
 5.... 173.. RB ... Alfred Morris ..... Florida Atlantic  
 (from Minnesota)  
 6..... Choice to Arizona  
 6.... 193... T..... Tom Compton ..... S. Dakota  
 (from Pittsburgh)  
 7.... 213.. CB ... Richard Crawford..... SMU  
 7.... 217.. CB ... Jordan Bernstine ..... Iowa  
 (from Buffalo)

## 2013

1..... Choice to Atlanta through STL  
 2.... 51 ... CB ... David Amerson ..... N.C. State  
 3.... 85 ... TE ... Jordan Reed ..... Florida  
 4.... 119 ... S.... Phillip Thomas ..... Fresno State  
 5.... 154.. RB ... Chris Thompson ..... Florida State  
 5.... 162.. LB ... Brandon Jenkins ..... Florida State  
 (from New England)  
 6.... 191 ... S.... Bacarri Rambo ..... Georgia  
 7.... 228.. RB ... Jawan Jamison ..... Rutgers

## 2014

1..... Choice to St. Louis  
 2..... Choice to Dallas  
 2.... 47 ... LB ... Trent Murphy ..... Stanford  
 (from Dallas)  
 3.... 66 ... T.... Morgan Moses ..... Virginia  
 3.... 78 ... G.... Spencer Long ..... Nebraska  
 (from Dallas)  
 4.... 102.. CB ... Bashaud Breeland ..... Clemson  
 5.... 142.. WR ... Ryan Grant ..... Tulane  
 6..... Choice to Tennessee  
 6.... 186.. RB ... Lache Seastrunk ..... Baylor  
 (from Tennessee)  
 7.... 217 .. TE ... Ted Bolser ..... Indiana  
 7.... 228 .. K.... Zach Hocker ..... Arkansas  
 (from Tennessee)

## 2015

1.... 5..... DL ... Brandon Scherff ..... Iowa



2.... 38 ... LB ... Preston Smith ..... Mississippi St.  
 3..... Choice to Seattle  
 3.... 95 ... RB ... Matt Jones ..... Florida  
 (from Seattle)  
 4.... 105.. WR ... Jamison Crowder ..... Duke  
 4.... 112... DL ... Arie Kouandjio ..... Alabama  
 (from New Orleans through SEA)  
 5.... 141.. LB ... Martrell Spaight ..... Arkansas  
 6.... 181... S.... Kyshoen Jarrett ..... Virginia Tech  
 (from NY Jets through SEA)  
 6.... 182.. CB ... Tevin Mitchell ..... Arkansas  
 6.... 187.. WR ... Evan Spencer ..... Ohio State  
 (from New Orleans)  
 7.... 222... C.... Austin Reiter ..... South Florida

## 2016

1.... 21 ... WR ... Josh Doctson ..... TCU  
 2.... 53.. LB/S... Su'a Cravens ..... USC  
 3.... 84 ... CB ... Kendall Fuller ..... Virginia Tech  
 4..... Choice to New Orleans  
 5.... 152.. DE ... Matt Ioannidis ..... Temple  
 (from New Orleans)  
 5..... Choice to NY Jets  
 6.... 187.. QB ... Nate Sudfeld ..... Indiana  
 (from New Orleans)  
 6..... Choice to Tampa Bay  
 7.... 232.. LB ... Steven Daniels ..... Boston College  
 (from Tampa Bay)  
 7.... 242.. RB ... Keith Marshall ..... Georgia

## 2017

1.... 17 .... DL ... Jonathan Allen ..... Alabama



2.... 49... LB ... Ryan Anderson ..... Alabama  
 3.... 81... CB ... Fabian Moreau ..... UCLA  
 4.... 114... RB ... Samaje Perine ..... Oklahoma  
 (from NY Jets)  
 4.... 123 .. S.... Montae Nicholson ..... Michigan State  
 5.... 154.. TE ... Jeremy Sprinkle ..... Arkansas  
 (from New Orleans)  
 5..... Choice to San Francisco  
 6.... 189... C.... Chase Roullier ..... Wyoming  
 (from Minnesota)  
 6..... Choice to Minnesota  
 6.... 209.. WR ... Robert Davis ..... Georgia State  
 (from Houston)  
 7.... 230.. LB ... Josh Harvey-Clemons ..... Louisville  
 (from Philadelphia through MIN)  
 7.... 235.. CB ... Joshua Holsey ..... Auburn

## 2018

1.... 13 .... DL ... Daron Payne ..... Alabama  
 2..... Choice to San Francisco  
 2.... 59 ... RB ... Derrius Guice ..... LSU  
 (from New Orleans through SF)  
 3.... 74 ... T.... Geron Christian ..... Louisville  
 (from San Francisco)  
 3..... Choice to Kansas City  
 4.... 109 .. S.... Troy Apke ..... Penn State  
 (from San Francisco through DEN)  
 4..... Choice to Denver  
 5..... Choice to Denver  
 5.... 163 .. DL ... Tim Settle ..... Virginia Tech  
 (from Atlanta through DEN)  
 6..... Choice to Cleveland  
 6.... 197... LB ... Shaun Dion Hamilton ..... Alabama  
 (from Carolina through LAR)  
 7..... Choice to LA Rams  
 7.... 241.. CB ... Greg Stroman ..... Virginia Tech  
 (from LA Rams)  
 7.... 256.. WR ... Trey Quinn ..... SMU  
 (from Atlanta through LAR)

## 2019

1.... 15 .... QB ... Dwayne Haskins ..... Ohio State  
 2.... 26 ... LB ... Montez Sweat ..... Mississippi State  
 (from Indianapolis)  
 2..... Choice to Indianapolis  
 3.... 78 ... WR ... Terry McLaurin ..... Ohio State  
 4.... 112.. RB ... Bryce Love ..... Stanford  
 (from Buffalo)  
 4.... 114..... Choice to Green Bay  
 4.... 131... G.... Wes Martin ..... Indiana  
 (from Kansas City through Buffalo)  
 5.... 153... C.... Ross Pierschbacher ..... Alabama  
 5.... 173... LB ... Cole Holcomb ..... North Carolina  
 (Compensatory Selection)  
 6.... 206.. WR ... Kelvin Harmon ..... North Carolina State  
 (Compensatory Selection)  
 7.... 227.. CB ... Jimmy Moreland ..... James Madison  
 7.... 253.. LB ... Jordan Brailford ..... Oklahoma State  
 (Compensatory Selection)

# DRAFT HISTORY

## 2020

|                   |                                  |                          |
|-------------------|----------------------------------|--------------------------|
| 1.... 2....       | DE.... Chase Young.....          | Ohio State               |
| 2.... 34.....     | .....                            | Choice to Indianapolis   |
| 3.... 66....      | RB.... Antonio Gibson.....       | Memphis                  |
| 4.... 108....     | T.... Saahdiq Charles.....       | LSU                      |
| 4.... 142. WR.... | Antonio Gandy-Golden.....        | Liberty                  |
| .....             | .....                            | [Compensatory Selection] |
| 5.... 148.....    | .....                            | Choice to Carolina       |
| 5.... 156....     | C.... Keith Ismael.....          | San Diego St.            |
| .....             | .....                            | (from San Francisco)     |
| 5.... 162..       | LB.... Khaleke Hudson.....       | Michigan                 |
| .....             | .....                            | (from Seattle)           |
| 6.... 181.....    | .....                            | Choice to Denver         |
| 7.... 216....     | S.... Kamren Curl.....           | Arkansas                 |
| 7.... 229..       | DE.... James Smith Williams..... | NC State                 |
| .....             | .....                            | (from Denver)            |



# DRAFT HISTORY

## FIRST SELECTIONS: PRE-COMMON DRAFT

| Year | Rd. | Pos. | Player             | School         |
|------|-----|------|--------------------|----------------|
| 1936 | 1   | QB   | Riley Smith        | Alabama        |
| 1937 | 1   | QB   | Sammy Baugh        | TCU            |
| 1938 | 1   | B    | Andy Farkas        | Detroit        |
| 1939 | 1   | T    | I.B. Hale          | TCU            |
| 1940 | 1   | B    | Ed Boell           | NYU            |
| 1941 | 1   | B    | Forrest Evashevski | Michigan       |
| 1942 | 1   | B    | Ordan Sanders      | Texas          |
| 1943 | 1   | B    | Jack Jenkins       | Missouri       |
| 1944 | 1   | B    | Mike Micka         | Colgate        |
| 1945 | 1   | B    | Jim Hardy          | USC            |
| 1946 | 1   | B    | Cal Rossi          | UCLA           |
| 1947 | 1   | B    | Cal Rossi          | UCLA           |
| 1948 | 1   | B    | Harry Gilmer       | Alabama        |
| 1949 | 1   | FB   | Rob Goode          | Texas A&M      |
| 1950 | 1   | HB   | George Thomas      | Oklahoma       |
| 1951 | 1   | FB   | Leon Heath         | Oklahoma       |
| 1952 | 1   | QB   | Larry Isbell       | Baylor         |
| 1953 | 1   | QB   | Jack Scarbath      | Maryland       |
| 1954 | 1   | TE   | Steve Meilinger    | Kentucky       |
| 1955 | 1   | QB   | Ralph Guglielmi    | Notre Dame     |
| 1956 | 1   | RB   | Ed Vereb           | Maryland       |
| 1957 | 1   | FB   | Don Bosseler       | Miami          |
| 1958 | 2   | RB   | Mike Sommer        | G. Washington  |
| 1959 | 1   | QB   | Don Allard         | Boston College |
| 1960 | 1   | QB   | Richie Lucas       | Penn State     |
| 1961 | 1   | QB   | Norman Snead       | Wake Forest    |
| 1962 | 1   | RB   | Ernie Davis        | Syracuse       |
| 1963 | 1   | TE   | Pat Richter        | Wisconsin      |
| 1964 | 1   | RB   | Charley Taylor     | Arizona State  |
| 1965 | 2   | T    | Bob Breitenstein   | Tulsa          |
| 1966 | 1   | K    | Charlie Gogolak    | Princeton      |

## FIRST SELECTIONS: COMMON DRAFT ERA

| Year | Rd. | Pos.  | Player             | School          |
|------|-----|-------|--------------------|-----------------|
| 1967 | 1   | FB    | Ray McDonald       | Idaho           |
| 1968 | 1   | DB    | Jim Smith          | Oregon          |
| 1969 | 2   | DB    | Eugene Epps        | UTEP            |
| 1970 | 2   | DE    | Bill Brundige      | Colorado        |
| 1971 | 2   | WR    | Cotton Speyrer     | Texas           |
| 1972 | 8   | RB    | Moses Denson       | Maryland        |
| 1973 | 5   | G     | Charles Cantrell   | Lamar           |
| 1974 | 6   | TE    | Jon Keyworth       | Colorado        |
| 1975 | 5   | RB    | Mike Thomas        | UNLV            |
| 1976 | 5   | T     | Mike Hughes        | Baylor          |
| 1977 | 4   | DE    | Duncan McColl      | Stanford        |
| 1978 | 6   | RB    | Tony Green         | Florida         |
| 1979 | 4   | TE    | Don Warren         | San Diego State |
| 1980 | 1   | WR    | Art Monk           | Syracuse        |
| 1981 | 1   | T     | Mark May           | Pittsburgh      |
| 1982 | 2   | CB    | Vernon Dean        | San Diego State |
| 1983 | 1   | CB    | Darrell Green      | Texas A&I       |
| 1984 | 2   | DT    | Bob Slater         | Oklahoma        |
| 1985 | 2   | CB    | Tory Nixon         | San Diego State |
| 1986 | 2   | DE    | Markus Koch        | Boise State     |
| 1987 | 2   | CB    | Brian Davis        | Nebraska        |
| 1988 | 2   | K     | Chip Lohmiller     | Minnesota       |
| 1989 | 3   | DT    | Tracy Rucker       | Auburn          |
| 1990 | 2   | LB    | Andre Collins      | Penn State      |
| 1991 | 1   | DT    | Bobby Wilson       | Michigan State  |
| 1992 | 1   | WR    | Desmond Howard     | Michigan        |
| 1993 | 1   | CB    | Tom Carter         | Notre Dame      |
| 1994 | 1   | QB    | Heath Shuler       | Tennessee       |
| 1995 | 1   | WR    | Michael Westbrook  | Colorado        |
| 1996 | 1   | T     | Andre Johnson      | Penn State      |
| 1997 | 1   | DE    | Kenard Lang        | Miami           |
| 1998 | 2   | TE    | Stephen Alexander  | Oklahoma        |
| 1999 | 1   | CB    | Champ Bailey       | Georgia         |
| 2000 | 1   | LB    | LaVar Arrington    | Penn State      |
| 2001 | 1   | WR    | Rod Gardner        | Clemson         |
| 2002 | 1   | QB    | Patrick Ramsey     | Tulane          |
| 2003 | 2   | WR    | Taylor Jacobs      | Florida         |
| 2004 | 1   | S     | Sean Taylor        | Miami           |
| 2005 | 1   | CB    | Carlos Rogers      | Auburn          |
| 2006 | 2   | LB    | Rocky McIntosh     | Miami           |
| 2007 | 1   | S     | LaRon Landry       | Louisiana State |
| 2008 | 2   | WR    | Devin Thomas       | Michigan State  |
| 2009 | 1   | LB/DE | Brian Orakpo       | Texas           |
| 2010 | 1   | T     | Trent Williams     | Oklahoma        |
| 2011 | 1   | LB    | Ryan Kerrigan      | Purdue          |
| 2012 | 1   | QB    | Robert Griffin III | Baylor          |
| 2013 | 2   | CB    | David Amerson      | N.C. State      |
| 2014 | 2   | LB    | Trent Murphy       | Stanford        |
| 2015 | 1   | OL    | Brandon Scherff    | Iowa            |
| 2016 | 1   | WR    | Josh Doctson       | TCU             |
| 2017 | 1   | DL    | Jonathan Allen     | Alabama         |
| 2018 | 1   | DL    | Da'Ron Payne       | Alabama         |
| 2019 | 1   | QB    | Dwayne Haskins     | Ohio State      |
| 2020 | 1   | DE    | Chase Young        | Ohio State      |




Sean Taylor

# HALL OF FAMERS

Since the Pro Football Hall of Fame opened its doors in Canton, Ohio, on Sept. 7, 1963, 318 players/coaches/administrators have been selected for enshrinement into the Pro Football Hall of Fame. Washington has 31 members enshrined, including most recently general manager Bobby Beathard in 2018.

| INDUCTEE                | POSITION/ROLE   | REDSKINS TENURE  | INDUCTION              |
|-------------------------|-----------------|------------------|------------------------|
| Sammy Baugh             | QB              | 1937-52          | Charter Member in 1963 |
| Earl "Curly" Lambeau    | Coach           | 1952-53          | Charter Member in 1963 |
| George Preston Marshall | Founder         | 1932-1969        | Charter Member in 1963 |
| Bill Dudley             | RB              | 1950-51, 53      | Inducted in 1966       |
| Cliff Battles           | RB              | 1932-37          | Inducted in 1968       |
| Wayne Millner           | E               | 1936-41, 45      | Inducted in 1968       |
| Turk Edwards            | T               | 1932-40          | Inducted in 1969       |
| Vince Lombardi          | Coach           | 1969             | Inducted in 1971       |
| Ray Flaherty            | Coach           | 1937-42          | Inducted in 1976       |
| David "Deacon" Jones    | DE              | 1974             | Inducted in 1980       |
| Sam Huff                | LB              | 1964-67, 69      | Inducted in 1982       |
| Sonny Jurgensen         | QB              | 1964-74          | Inducted in 1983       |
| Bobby Mitchell          | FL              | 1962-68          | Inducted in 1983       |
| Charley Taylor          | WR              | 1964-77          | Inducted in 1984       |
| Ken Houston             | S               | 1973-80          | Inducted in 1986       |
| Stan Jones              | DT              | 1966             | Inducted in 1991       |
| John Riggins            | RB              | 1976-79, 81-85   | Inducted in 1992       |
| Joe Gibbs               | Coach           | 1981-92, 2004-06 | Inducted in 1996       |
| Paul Krause             | S               | 1964-67          | Inducted in 1998       |
| George Allen            | Coach           | 1971-77          | Inducted in 2002       |
| Darrell Green           | CB              | 1983-2002        | Inducted in 2008       |
| Art Monk                | WR              | 1980-93          | Inducted in 2008       |
| Bruce Smith             | DE              | 2000-03          | Inducted in 2009       |
| Russ Grimm              | OG              | 1981-91          | Inducted in 2010       |
| Deion Sanders           | CB              | 2000             | Inducted in 2010       |
| Chris Hanburger         | LB              | 1965-78          | Inducted in 2011       |
| Dave Robinson           | LB              | 1973-74          | Inducted in 2013       |
| Andre Reed              | WR              | 2000             | Inducted in 2014       |
| Dick Stanfel            | G               | 1956-58          | Inducted in 2016       |
| Jason Taylor            | DE              | 2008             | Inducted in 2017       |
| Bobby Beathard          | General Manager | 1978-88          | Inducted in 2018       |



*Bobby Mitchell (Class of 1983)*



*Art Monk (Class of 2008)*

# IMPORTANT DATES

## The Start - July 9, 1932

George P. Marshall headed a group (Vincent Bendix, Jay O'Brien, Dorland Doyle) that bought a National Football League franchise in Boston. They contracted to play in Braves Field, home of the National League Baseball team, and were called "The Braves."

## The Name

The Boston Gridders moved to Fenway Park, home of the American League Red Sox, and "The Braves" became "The Redskins."

## The Franchise - Feb. 13, 1937

The Washington Redskins were officially born as the National Football League approved the transfer of the Boston Redskins franchise to Washington, D.C., and a new history began.

## The Band - Aug. 9, 1937

The famed Redskins Band was founded and it was the first of its kind.

## First Victory - Sept. 16, 1937

The First Game! The Franchise's Thursday night opener drew 19,941 fans to flood-lighted Griffith Stadium. Riley Smith scored on a 60-yard interception return, while the team added two field goals and an extra point to make the final score - Washington 13, Giants 3.

## First Title - Dec. 5, 1937

Ten thousand fans stomped up Broadway behind the brass band following the franchise's first title. In the game, Sammy Baugh completed 11-of-15 passes, while Cliff Battles had touchdown runs of 75 and 76 yards as the team routed the Giants, 49-14, for the Eastern Championship.

## World Champs! - Dec. 12, 1937

Freezing weather, frozen field and the icy-nerved Bears couldn't stop Sammy Baugh (center below). He completed 17-of-33 passes for 335 yards and three touchdowns. Wayne Millner (right), the all-time Notre Dame great, finished with nine catches for 160 yards, including 77- and 55-yard touchdowns.



## Westward Ho! - Aug. 2, 1939

Washington set forth on their first coast-to-coast football training trip. Training site: Eastern State Normal School in Cheney, Wash.

## Zero Hour - Oct. 1, 1939

Washington and the NY Giants battled in the mud and rain as the outcome wound up being a scoreless tie, the only scoreless tie in Washington history.

## Record Pass - Oct. 15, 1939

From the kick formation and standing deep in the end zone, Frank Filchock flipped a pass to Andy Farkas who went all the way for the touchdown. It was the longest pass play in National Football League history, 99 yards.

## East Champs - Dec. 1, 1940

Miniature-sized Davey O'Brien of the Eagles completed 33 passes in 60 attempts, but Washington won 13-6 to clinch the Eastern Championship.

## 73-to-0hhh! - Dec. 8, 1940

Despite Washington gaining the same number of first downs as the Bears in the World Championship Game at Griffith Stadium, the team lost 73-0.

## California - Aug. 18, 1941

Washington brought pro football on a large scale to California for the first time. They established training quarters in San Diego at Brown Military Academy.

## Title Escapes - Nov. 23, 1941

There were 50 seconds to go in the Eastern Championship Game and Washington held a 13-10 lead, but the Giants managed to score a field goal and a touchdown to win, 20-13.

## Only Loss - Sept. 27, 1942

The Giants are unable to convert a first down, gained only ONE yard rushing and completed just ONE pass — but it was good for a touchdown. They then captured another touchdown on an interception and Washington suffered their only 1942 defeat, 14-7.

## World Champs! - Dec. 13, 1942

The Bears took an early lead on an errant pass from center, but Sammy Baugh's 85-yard quick kick set them back on their heels. Wilbur Moore then made a vital interception and followed with a sensational catch for a 38-yard touchdown. Andy Farkas capped the victory by carrying the ball 10 of 12 times on an 80-yard touchdown drive. Score: 14-6.

## Runner Up - Dec. 26, 1943

Sam Baugh suffered a concussion early, tackling Sid Luckman on a punt return and the Bears went on to win the NFL title, 41-21.

## To a T - July 30, 1945

Washington abandoned their double-wing formation and adopted the T-formation.

## East Champs - Dec. 9, 1945

Washington had two straight shutouts, the first coming against the Steelers, 24-0, on Dec. 2 and the team defeated the Giants, 17-0, en route to an Eastern title.

## One Point Shy - Dec. 16, 1945

In subzero weather, Washington lost the world title to the Rams, 15-14, on freakish plays. Baugh's pass from the end zone hit the goal-post for a safety (no longer allowed); and Bob Waterfield's try-for-point hit the crossbar and bounced over.

## Charity Game - Sept. 6, 1946

The inaugural Washington-Rams game benefiting the Los Angeles Times Charities, Inc. drew 68,188 to Memorial Coliseum and netted the Times Boys Club \$96,711.23.

## High Note - June 13, 1947

The Redskins Band performed at the Philadelphia Inquirer's Famed Festival of Music alongside Whiteman, Waring and the Philharmonic.

# IMPORTANT DATES

## **Champs Trumped - Nov. 23, 1947**

Fans cheered on Sam Baugh who thanked them with six touchdown tosses, routing the previous-champion Cards, 45-21.

## **First on TV - June 14, 1950**

American Oil announced plans to televise all Washington games - no other pro teams were on TV.

## **Baugh-to-Bach - Oct. 10, 1954**

Dr. Howard Mitchell led his National Symphony Orchestra at mid-field in a halftime show.

## **TD Torrent - Oct. 1, 1955**

Twenty-one points in 137 seconds! The Eagles led 16-0 in the 3rd quarter when Brito recovered a fumble on the Eagles' 32 and LeBaron then passed to Janowicz for the touchdown. Torgeson recovered a fumble on Eagles 13 and Janowicz went on to score. Washington won, 31-30.

## **The Alumni - Oct. 15, 1958**

The Redskins Alumni Association was established. Twenty-three former players residing here adopted a formal constitution and bylaws. They invited all non-resident ex-Redskins to join.

## **New Home - Dec. 12, 1958**

Washington signed a 30-year lease to play in a proposed D.C. Stadium that Congress gave the go-ahead to build.

## **Home Debut - Oct. 1, 1961**

The first game in the new D.C. Stadium drew 37,767. Washington failed to hold a 21-7 lead and the Giants won, 24-21.

## **Redskins Trade for Mitchell - Dec. 14, 1961**

Washington finalize an agreement to send their 1962 first overall draft pick, Heisman trophy winning back Ernie Davis, to the Cleveland Browns in exchange for future Pro Football Hall of Famer Bobby Mitchell.

## **Four of a Kind - Dec. 17, 1961**

Dick James scored four touchdowns to set the Washington single game scoring record in a 34-24 win over Dallas.

## **Sonny and Sam - 1964**

Washington stunned the public by trading QB Norm Snead to the Eagles for veteran QB Sonny Jurgensen. The team then repeated the performance by shipping favorite Dick James to New York for Sam Huff.

## **A Sunny Day - Oct. 11, 1964**

Sonny Jurgensen out-duelled Norm Snead by throwing four touchdowns against the Eagles in the first meeting of the traded quarterbacks.

## **Record Rally - Nov. 28, 1965**

Sonny Jurgensen sparked the then-largest comeback win in team history. Down 21-0, Washington recorded a 34-31 victory over the Cowboys as Sonny passed for over 400 yards and three touchdowns.

## **Graham Era - Jan. 25, 1966**

Washington hired former Cleveland star, Otto Graham, as their Head Coach and General Manager.

## **TD Jamboree - Nov. 27, 1966**

Washington and the NY Giants scored the most points in NFL history as they tied or set many team and league records in Washington's rout of New York, 72-41.

## **Record Breakers - 1967**

Sonny Jurgensen set new Washington and NFL passing records for most attempts, completions, and yards in a season. Receivers Charley Taylor, Jerry Smith and Bobby Mitchell finished first, second and fourth in the League; it was the highest ever by receivers on the same team.

## **Lombardi Hired - Feb. 7, 1969**

The unbelievable happened - Vince Lombardi left Green Bay to become the head coach of Washington.

## **George Preston - Aug. 9, 1969**

George Preston Marshall, founder of the Washington Redskins, died at his home at the age of 72.

## **A Winning Season - Dec. 14, 1969**

Washington defeated New Orleans by a score of 17-14 to ensure their first winning season since 1955. The victory also continued Coach Lombardi's record of never having coached a losing NFL team.

## **Lombardi Dies - Sept. 3, 1970**

The sports world grieves the death of Vincent T. Lombardi, Head Coach and Executive Vice President of the Redskins.

## **1,000-Yard Club - Dec. 13, 1970**

Larry Brown, on the second offensive play of the game against the Eagles and needing four yards to break the 1,000-yard barrier, gained 12 yards to become the first Washington player in history to become a member of the 1,000-yard club.

## **NFL Rushing Champ - Dec. 20, 1970**

Larry Brown ended the season as the top rusher in the NFL with a total of 1,125 yards on 237 attempts for a 4.7 avg. He was the first Washington player since Cliff Battles in 1937 to win the rushing title.

## **Allen Hired - Jan. 6, 1971**

George Allen, winningest coach in the NFC, was named the Redskins' Head Coach and General Manager.

## **A New Home - June 2, 1971**

Groundbreaking ceremonies were held for the Redskins new home, Redskins Park, near Dulles Airport.

## **Future is Now - 1971**

Allen guided Washington to the most wins, nine, in 29 years with a 9-4-1 record. It was the first time in 29 years that the Redskins earned a championship playoff game.

## **Coach of the Year - 1971**

George Allen was voted NFL and NFC "Coach of the Year."

## **NFC Champions - 1972**

Washington won their first title in 30 years with a convincing 26-3 win over the defending World Champion Dallas Cowboys in RFK Stadium, following a 16-3 playoff victory over Green Bay. Washington lost 14-7 to Miami in Super Bowl VII in the L.A. Coliseum.

## **Player of Year - 1972**

Larry Brown, honored by all selections as NFL "Player of Year," won NFC rushing title by setting a new Washington rushing record with his 1,216 yards.

## **NFC Coach of the Year - 1972**

For a second year in a row, George Allen awarded "Coach of Year" honors.

# IMPORTANT DATES

## **4th Straight Playoffs - 1974**

For the fourth consecutive year, George Allen's "Over the Hill Gang" reached the playoffs.

## **Jurgensen Retires - May 1, 1975**

Quarterback Sonny Jurgensen retired after playing for 18 seasons in the NFL, 11 in a Washington uniform.

## **All-Time Receiver - Dec. 21, 1975**

Washington wide receiver Charley Taylor became the all-time receptions leader in NFL history with his 634th career catch coming against the Eagles in the season's finale.

## **Milton King Dies - Jan. 23, 1976**

Milton King, vice president and treasurer of the Redskins, died at the age of 85.

## **Return to Playoffs - 1976**

By winning the final four games, including wins at Dallas and at St. Louis, Washington made the playoffs for the fifth time in six years under Allen.

## **Pardee Hired - Jan. 24, 1978**

Jack Pardee, former Washington player and coach, was named the 19th head coach in Washington history.

## **Presidential Visit - Oct. 2, 1978**

President Jimmy Carter became the second President ever to attend a regular season NFL game when he and Mrs. Carter, along with son Chip and wife Caron, saw the Monday night Cowboys-Washington clash.

## **Off to the Races - 1978**

By winning the first six games, including wins over rivals Dallas and St. Louis and playoff bound New England, Washington enjoyed their best start in over 35 years.

## **Good News, Bad News - 1979**

The 10-6 record was the ninth consecutive year that Washington finished .500 or better. Both the division title and wild card playoff game were lost in the final seconds of the game in Dallas, 35-34.

## **100 Straight - 1980**

Washington extended the NFL's longest consecutive streak of sellouts to 100, dating back to 1966.

## **Gibbs Hired - Jan. 13, 1981**

Joe Gibbs, offensive coordinator of the San Diego Chargers, became the 20th head coach in Washington history.

## **Finishing Kick - 1981**

Victorious in 8 of their final 11 games, Coach Gibbs and his Washington club set or tied 13 club records.

## **Huff Inducted - Aug. 7, 1982**

Former Washington and NY Giant Sam Huff was inducted into the Pro Football Hall of Fame.

## **A New Beginning - Sept. 12, 1982**

With the 0-5 start of a year ago, the 0-4 preseason fresh on everyone's mind, Mark Moseley lifted the burden with a 26-yard overtime field goal to give Washington a victory over Philadelphia. Moseley had only minutes earlier sent the game into overtime with a 48-yard field goal.

## **Hogs Take Their Bows - Jan. 15, 1982**

The celebrated Hogs created enough holes in the Viking defense for John Riggins to plow for a Washington playoff record 185 yards, leading Washington to a 21-7 win and a spot in the NFC Championship. Before leaving the game, Riggins

gallantly bowed to the 54,000-plus Washington faithful who roared in approval.

## **Strike! - Sept. 21, 1982**

The NFL players walked out in a strike that would last until Nov. 17. In all, eight games were missed, seven cancelled.

## **Holy Moseley! - Dec. 19, 1982**

With time running out, the game on the line, with an NFL record at stake, Mark Moseley beat the Giants by booting his 21st straight field goal in a snowy RFK Stadium. The kick broke Garo Yepremian's record of 20 consecutive field goals made and gave Washington a 15-14 win. Also, in the game, John Riggins became only the fifth back in NFL history to exceed 2,000 carries (Payton, Simpson, Brown, and Harris are the others).

## **A Whitewash - Jan. 2, 1983**

For the first time since 1980, Washington posted a shutout by beating the Cardinals 28-0. Their 8-1 record was the best in the NFC, giving them home-field advantage throughout the playoffs. The 128 points given up by the Washington defense is the fewest in the NFL.

## **Sweet Revenge - Jan. 22, 1983**

Washington avenged their only loss of the season, setting back the Cowboys, 31-17, to reach their second Super Bowl, and first in 10 years.

## **Super Bowl Win! - Jan. 30, 1983**

Washington won Super Bowl XVII downing the Dolphins 27-17. Their win streak reached eight, and 15 of 16 and 20 of 24 over two seasons. Jack Kent Cooke accepted the Super Bowl Trophy from Pete Rozelle in the locker room as MVP Riggins boasts, "Ron may be President, but for tonight, I'm King." The team's 12-1 record was the fifth best NFL mark in the last 50 years, and their best ever.

## **Hails from the Chief - Jan. 31, 1983**

President Reagan and Mrs. Reagan were at Dulles Airport to greet the World Champions as they arrived back from California.

## **Parade of Stars - Feb. 3, 1983**

The entire city of Washington celebrated as the team paraded before some 500,000 fans in a downtown ceremony amidst pouring rain. Coach Gibbs holds up the Super Bowl Trophy and proclaimed, "This is for you."

## **High Honors - 1983**

Joe Gibbs was named Coach of the Year. Mark Moseley was the first special teams player in history named NFL MVP by Associated Press, Joe Theismann was Miller Man of the Year, and five Washington players (the most since 1972) were named to the Pro Bowl: Moseley, Theismann, Tony Peters, Charlie Brown and Mike Nelms. Later, Bobby Beathard was named Executive of the Year. And Riggins, who had four straight 100-yard rushing playoff games, the first ever to do so, won a car as Super Bowl MVP.

## **Jurgy to Mitch - July 30, 1983**

Former Washington greats — quarterback Sonny Jurgensen and receiver Bobby Mitchell — were inducted into Pro Football's Hall of Fame.

## **Monday Night Fever - Oct. 1, 1983**

Washington lost 48-47, in the highest scoring game in night football history. Washington and the Packers combined for over 1,000 yards of total offense.

# IMPORTANT DATES

## **The Diesel Keeps On Trucking - Nov. 20, 1983**

John Riggins set an NFL record as his consecutive games with rushing touchdowns reached 12 while notching his 19th touchdown of the year to tie that NFL mark. John's streak ended at 13 consecutive games while he went on to establish an NFL record 24 touchdowns.

## **Doomsday Showdown - Dec. 11, 1983**

Dressed in army fatigues, Washington marched into Dallas to do battle. The result was a convincing 31-10 victory in Dallas to gain sole possession of first place in the NFC East. It was a game that saw Tony Dorsett held to 34 yards on 14 carries (one yard on five carries in the second half) and scores from four different Washington players.

## **Alone on a Hill - Dec. 17, 1983**

For the second year in a row, Washington finished with the best record in the NFL. Their 31-22 victory over the Giants capped a remarkable 14-2 regular season. It was the first time in the history of the League that an NFC team compiled so many victories.

## **One-Two Punch - 1983**

Mark Moseley's NFL kick scoring record of 161 points, and Riggins' total of 144 points, topped the entire NFL. It was the first time since 1951 that the number one and two scorers played on the same team. Their total of 305 points surpassed the totals of eight other clubs.

## **Ring Out the Rams - Jan. 1, 1984**

Washington rang in the New Year by drubbing the L.A. Rams 51-7 in the most lopsided playoff game in 26 years. The team set or tied 13 club playoff marks with the 44-point margin of victory, the greatest in the 47-year history of the club.

## **Three of a Kind - 1985**

The 10 victories marked a third consecutive season that Washington won 10 or more games, equaling a club-best streak set from 1972-74. The 35 wins in those three seasons were a club record for wins over a three-year period. Three were also meaningful for offensive linemen Joe Jacoby and Russ Grimm, who each earned a third consecutive trip to the Pro Bowl. Receiver Art Monk (91 catches) went for a second straight time.

## **Happy Birthday - Feb. 13, 1986**

The Washington entered their 50th season in the Nation's Capital, celebrating the franchise's move from Boston to Washington.

## **Rally Ho - 1986**

Headed by Coach Ray Flaherty of the 1937 World Champions, former players and coaches gathered to kickoff the 1986 season.

## **Little Mr. Big - Oct. 27, 1986**

WR Gary Clark accounted for 241 receiving yards (on 11 catches) to break teammate Art Monk's club record on Monday Night TV.

## **Showdown - Nov. 23, 1986**

Eager to avenge their first loss of 1986, Washington came out smokin' against Dallas. The 34-0 first half lead marked the most points the Cowboys had ever allowed in a single half of play. The Washington 41-14 win was their most points ever against the Cowboys.

## **Gibbs Gets #70 - Jan. 3, 1987**

Head Coach Joe Gibbs became the winningest coach in Washington history, gaining his 70th win as the team defeated the Bears 27-13 in a divisional playoff.

## **A Giant Step - Jan. 11, 1987**

With 15 new faces on the roster, Washington played in their third NFC Championship game in five years.

## **Pro Bowlers, Again - Feb. 1, 1987**

Hogs Russ Grimm and Joe Jacoby returned to the Islands of Hawaii for the fourth consecutive season. Joined by Art Monk, Darrell Green, Gary Clark, Dexter Manley, and Jay Schroeder, Washington equaled a club record seven participants in the annual classic.

## **NFLPA Strike - 1987**

NFL players walked out following the second week of the regular season.

## **Perfect - Oct. 19, 1987**

Washington "replacement" players closed out their season with a perfect 3-0 mark. The team held on to defeat Dallas, 13-7, in Texas Stadium.

## **Relief Pitcher - Dec. 26, 1987**

Quarterback Doug Williams connected on 11-of-22 for 217 yards and two touchdowns in Minnesota. The 27-24 overtime victory is highlighted by a Ricky Sanders 51-yard catch-and-run to force sudden death. Haji-Sheikh kicks the game winner.

## **The Bear Facts - Jan. 10, 1988**

For the second consecutive season, Washington traveled to Chicago for a divisional playoff game. After trailing 14-0 in the second quarter, the team rallied to win 21-17. Darrell Green provided the game-winning points on an electrifying 52-yard punt return, as Washington advanced to the NFC Championship Game for the fourth time in six seasons.

## **NFC Champs! - Jan. 17, 1988**

Washington defeated Minnesota, 17-10, as Doug Williams connected with Gary Clark to break a 10-10 fourth quarter deadlock. Washington became the first team to advance to the Super Bowl three times in the 1980s.

## **World Champs! - Jan. 31, 1988**

Twenty Super Bowl records were broken en route to a 42-10 decision over the Denver Broncos. Quarterback Doug Williams is named the game's MVP as he connected on 18-of-29 for a record 340 yards. His four touchdown passes tie another record as the team scores five times in five possessions in the second quarter alone.

## **100 Wins - Dec. 10, 1989**

Joe Gibbs registered his 100th career win as head coach of Washington as the team defeated San Diego, 26-21. Only six other coaches reached 100 wins faster than Gibbs.

## **Monk Moves Up - Dec. 10, 1989**

Art Monk moved into third place on the all-time NFL receiving list, ahead of friend and receivers coach Charley Taylor, in Washington's 26-21 win vs. San Diego.

## **A Lion of a Comeback - Nov. 4, 1990**

Washington equaled the greatest comeback in club history with a 41-38 overtime win at Detroit. Down by 21 points in the third quarter and 17 points entering the fourth, Jeff Rutledge rallied the team by passing for 363 second-half yards (30-42). The game winning points came on a Chip Lohmiller 34-yard field goal in overtime.

# IMPORTANT DATES

## **700 Catches - Nov. 18, 1990**

Art Monk became only the third player in NFL history to catch 700 passes when he hauled in four receptions against the Saints in RFK.

## **Ringing in the New Year - Jan. 5, 1991**

Washington pushed their playoff record to 12-3 under Joe Gibbs with a solid team effort 20-6 win over the Eagles at Veterans Stadium.

## **Perfect Start - 1991**

For the first time in franchise history, Washington opened the year with 11 straight victories.

## **One of the Best - 1991**

Washington became only the sixth team in NFL history to record 17-or-more wins in a single season by posting a 17-2 overall mark (best in team history).

## **Hog Protection - 1991**

In 16 games, the "Hogs" allowed a league-low and club-record nine sacks. It was the third lowest total in NFL history.

## **A Class Act - Dec. 22, 1991**

Art Monk becomes only the second player in NFL history to catch 800 passes when he caught five passes in the season finale at Philadelphia.

## **NFC Champs - Jan. 12, 1992**

For the fourth time under Joe Gibbs, and the fifth time in franchise history, Washington returned to the Super Bowl with a 41-10 win over Detroit in the NFC title game.

## **World Champs! - Jan. 26, 1992**

Washington claimed their third Super Bowl win under Gibbs. The team knocked out Buffalo 37-24 and Mark Rypien was named Super Bowl MVP after completing 18 passes and throwing two touchdowns. Gary Clark and Art Monk both caught seven passes, with Clark gaining 114 yards and one TD, and Monk adding 113 yards. Brad Edwards had two interceptions and the defense sacked Bills QB Jim Kelly five times.



## **Pro Bowl Record - Feb. 2, 1992**

Washington set a club record with eight players earning a selection to the Pro Bowl. Jim Lachey and Darrell Green were named starters, while Gary Clark, Chip Lohmiller, Charles Mann, Earnest Byner and Mark Schlereth also were named to the NFC squad.

## **New Redskin Park Opens - Aug. 24, 1992**

Washington moved into their new training complex set on a picturesque 160 acres in Loudoun County, Va. The building is more than 70,000 square feet to complement four practice fields.

## **Monk is #1 - Oct. 12, 1992**

Art Monk became the NFL's all-time leading pass receiver against Denver on Monday Night in Week 5. His 820th career catch was a 10-yarder with 3:12 remaining in the 4th quarter.

## **Joe Gibbs Resigns - March 5, 1993**

After 12 seasons guiding Washington to four Super Bowls, three titles, a 16-5 playoff mark and a 140-65 career record, Joe Gibbs stepped down as head coach. Richie Petitbon is hired as the 21st coach in club history.

## **Turner Hired - Feb. 2, 1994**

Norv Turner, offensive coordinator of the Dallas Cowboys, became the 22nd coach in team history.

## **Coleman Becomes All-Time Leader - Oct. 9, 1994**

Linebacker Monte Coleman played in his 206th career game breaking Art Monk's team record for games played. Monte, tied with Sammy Baugh for most seasons as a member of the organization with 16, ended his career with 216 games played. Darrell Green would take over the record in 1998.

## **Pro Bowl - 1994**

Linebacker Ken Harvey and punter Reggie Roby earned selection to the NFC squad. Harvey led the NFC in sacks with 13.5 and Roby became the first Washington punter selected to the Pro Bowl since Sam Baker in 1958.

## **BIG Upset Wins - Oct. 1, 1995**

Washington's 27-23 win over 13-point favorite Dallas was the team's biggest upset win since defeating the Cowboys, 34-31, on December 11, 1966. The team was 17-point underdogs in the rematch at Texas Stadium, but came up with a 24-17 win. It was the biggest upset win in the NFL since 1980.

## **Pro Bowlers - 1995**

Linebacker Ken Harvey earned his second straight starting assignment in the Pro Bowl, while kick/punt returner Brian Mitchell was honored with his first Pro Bowl selection. Mitchell led the NFC in kickoff returns with a 25.6-yard average and was second in the NFL in punt returns (12.6-yard average).

## **New Stadium - March 13, 1996**

Washington owner Jack Kent Cooke, Maryland Gov. Parris N. Glendening and Prince George's County Executive Wayne Curry signed a contract paving the way for the immediate start of construction for the new home of the team in Prince George's County.

## **Gibbs To Hall - July 27, 1996**

Joe Gibbs is inducted into the NFL Hall of Fame.

## **Allen Passes Riggo - 1996**

Terry Allen rushed past John Riggins' single-season rushing record, gaining 1,353 yards. Allen also led the NFL in touchdowns with 21 TDs.

## **Pro Bowlers - 1996**

Washington sent their largest amount of representatives to the Pro Bowl since the 1991 season, when running back Terry Allen, quarterback Gus Frerotte, cornerback Darrell Green, linebacker Ken Harvey and punter Matt Turk made the trip to Hawaii.

## **So Long RFK - Dec. 16, 1996**

Washington played their final home game at Robert F. Kennedy Memorial Stadium against the Dallas Cowboys. With greats from the past on hand, the team defeated the Cowboys 37-10. Washington finished 173-102-3 at RFK, including 11-1 in the playoffs.

# IMPORTANT DATES

## **Jack Kent Cooke Passes Away - April 6, 1997**

Jack Kent Cooke, only the second owner in team history, died of congestive heart failure at the age of 84. At his memorial service, John Kent Cooke, Sr. announced the new stadium would be called Jack Kent Cooke Stadium.

## **Big Jack Opens - Sept. 14, 1997**

The team christens Jack Kent Cooke Stadium in style with a 19-13 overtime win over the Arizona Cardinals. In overtime, rookie Kenard Lang forced a fumble that was recovered at the Cardinals 35-yard line. Two plays later Gus Frerotte threw a 40-yard scoring strike to a leaping Michael Westbrook in the end zone.

## **Green is Tops - Dec. 13, 1997**

Cornerback Darrell Green played in his 217th career game as a Washington player breaking Monte Coleman's team record for games played.

## **Pro Bowlers - 1997**

Darrell Green earns his seventh Pro Bowl selection in his 15th season. He is also joined by fellow cornerback Cris Dishman, while linebacker Ken Harvey is selected for the fourth straight year and punter Matt Turk makes his second straight appearance.

## **Mitchell Joins Brown - 1998**

Brian Mitchell led the NFL in total combined net yards for the fourth time joining Hall of Famer Jim Brown as the only players in NFL history to lead the league in total combined net yards four times.

## **Skip-In to the End Zone- Dec. 13, 1998**

Rookie running back Skip Hicks sets a club rookie record with eight rushing touchdowns, breaking Don Bosseler's record of seven set in 1957.

## **Organization is Sold - May 25, 1999**

Daniel M. Snyder gained unanimous approval [31-0] from league owners to become the fourth owner in franchise history. Snyder buys the team for a record \$800 million - the most ever for an American sports franchise.

## **Welcome to FedExField - Nov. 21, 1999**

The organization partners with Federal Express Corporation, re-naming Jack Kent Cooke Stadium, FedExField.

## **Winning the East - Dec. 26, 1999**

Washington overcame a 10-point fourth quarter deficit to defeat the 49ers 26-20 in overtime. The win gave the team their first NFC East crown since 1991.

## **Records Fall - 1999**

Brad Johnson completed the season with 316 completions - most ever by a Washington player. His 4,005 yards and 519 attempts are second in club history. Stephen Davis' 1,405 yards are the most ever by a Washington player. He led all NFC rushers, and earned his first birth to the Pro Bowl. Darrell Green increases his team records with his 50th interception and played in his 250th game.

## **Leadership Council - Jan. 2000**

Owner Daniel M. Snyder introduced the Washington Redskins Leadership Council, the Redskins' foundation.

## **Homeward Bound - July 20, 2000**

The team opens training camp at home for the first time, welcoming fans to the team facility in Ashburn, Va.

## **Alumni Recognized - Aug. 24, 2000**

Alums Joe Gibbs, Dexter Manley and Art Monk are inducted into the Ring of Fame.

## **Turner Out, Robiskie In - 2000**

Norv Turner was dismissed as Head Coach after 13 games. Terry Robiskie was named interim head coach to finish out the season on Dec. 4, 2000.

## **Centers Sets Mark - Dec. 24, 2000**

Larry Centers became the NFL's all-time leader in catches by a running back with 685 receptions.

## **Smith "Sacks" the Record Books - Dec. 24, 2000**

Bruce Smith sets NFL record with his 13th 10-sack season.

## **NFL Attendance Record - 2000**

Washington set an NFL record for attendance with a season total of 647,424. Average home attendance at FedExField was 80,928.

## **Schottenheimer Takes Command - Jan. 3, 2001**

Marty Schottenheimer signed on as the franchise's 24th head coach.

## **Return to Carlisle - July 29, 2001**

Washington returned to Dickinson College in Carlisle, Pa., for training camp after a six-year hiatus, re-establishing a 32-year summer tradition (1963-94).

## **Washington Relief Fund - Sept. 13, 2001**

The organization announced the establishment of the Relief Fund for the benefit of families of the victims of the September 11th tragedy at the Pentagon. Over the course of the season, the team raised over \$700,000.

## **Washington Makes NFL History - Nov. 25, 2001**

Washington set an NFL record, becoming the first team in history to win five consecutive games after losing their first five. The team would go on to win eight of the last 11 games, following the 0-5 start.

## **More Records for Davis - Jan. 6, 2002**

Stephen Davis became the first player in team history to rush for more than 1,000 yards for three consecutive seasons. He finished the 2001 campaign rushing for 1,432 yards on 356 carries, both career and team single-season records for the Pro Bowl running back.

## **Arrival of Head Ball Coach - Jan. 14, 2002**

Owner Daniel M. Snyder announced former Heisman Trophy winner and offensive genius Steve Spurrier as the club's 25th head coach. Marvin Lewis, with his proven track record of defensive success, is brought on board shortly thereafter as assistant head coach and defensive coordinator, making the team a dangerous foe on both sides of the ball.

## **Allen Voted to the Hall - Feb. 2, 2002**

George Allen, who coached Washington from 1971 to 1977 and posted a record of 67-30-1 and led them to two NFC Championships, was voted into the NFL Hall of Fame. Allen, after being named one of the 70 Greatest Washington players of all time, was enshrined in the Hall on Aug. 4, 2002.

## **Kickoff Overseas - Aug. 3, 2002**

Head Coach Steve Spurrier made his Washington debut in a 38-7 victory over the San Francisco 49ers in the 2002 American Bowl in Osaka, Japan. Washington finished the game with 479 yards of offense, including 434 passing yards.

# IMPORTANT DATES

## Off to a Good Start - 2002

Washington finished out the preseason with a 4-1 mark, setting a team record with 164 preseason points. The previous team record was 156 points, set in 1975 in six games.

## Naming 70 Greats - June 13, 2002

The 70 Greatest Players in team history were announced in June by a blue-ribbon panel, which selected the team's leading on-field contributors in celebration of the franchise's 70th Anniversary. Spanning the entire history of the team, since it's founding in Boston in 1932, the 70 Greatest Players encompassed three head coaches and 67 players.

## 70th Anniversary Weekend - Oct. 2002

The 70 Greatest Players were honored in a weekend of festivities, culminating in a special halftime ceremony during a 31-26 Washington victory over the Indianapolis Colts. The celebration reunited the 70 Greats with a black-tie gala event, an alumni and media brunch, dinner party and pre-game barbeque at FedExField. The anniversary season was also commemorated through "retro" uniforms worn at home games all year, featuring a one-season return to the team's spear-and-feather helmet logo, as well as jersey and pants colors and design that reflected back to the 1960s midpoint of the team's storied history.

## Green's Last Game - Dec. 29, 2002

Darrell Green concluded his 20th and final season with the club and the NFL, defeating the longtime rival Dallas Cowboys, 20-14. During his 20 years, Green set an NFL record for consecutive seasons with at least one interception (19) and a team record for regular season games played (295) and started (258). In a special pre-game ceremony at the Dallas game, Green was honored by his teammates and by fans. His name was also added to the Ring of Fame.

## Downright Defensive - 2002

Under the guidance of assistant head coach and defensive coordinator Marvin Lewis, Washington finished the season ranked 5th in the NFL in total defense, an improvement from 10th during the 2001 season. The club's defense ranked in the league's top-10 for the last three seasons.

## Consistently Coles - Oct. 12, 2003

With his six receptions against Tampa Bay, Laveranues Coles set a modern day NFL record for at least five receptions in 19 consecutive games.

## Bruce Sacks Record - Dec. 7, 2003

Bruce Smith broke the NFL all-time sack record against the Giants. Smith finished his career with an impressive 200 sacks.

## Spurrier Resigns - Dec. 30, 2003

Steve Spurrier resigned as the 25th Head Coach in franchise history.

## Gibbs Returns - Jan. 7, 2004

Owner Daniel M. Snyder announced that Joe Gibbs would return as Head Coach.

## 500th Win - Sept. 12, 2004

Washington earned the 500th franchise victory, defeating Tampa Bay 16-10.

## Gibbs - Oct. 23, 2005

Head Coach Joe Gibbs earned his 150th overall victory against the San Francisco 49ers, with a decisive 52-17 win.

## Franchise Records - 2005

Wide receiver Santana Moss and running back Clinton Portis both set team records at their respective positions. Moss broke Bobby Mitchell's record for most receiving yards in a season with 1,483. The previous mark was 1,436 set in 1963. Portis set a new record for rushing yards in a season with 1,516, previously held by Stephen Davis with 1,432 yards in 2001. Portis also recorded a franchise-high nine 100-yard rushing games in 2005.

## Playoff Win - Jan. 7, 2005

Washington earned their first playoff victory since 1999, defeating the Tampa Bay Buccaneers by a score of 17-10 in the NFC Wild Card Playoff game in Tampa Bay.

## Taylor Tragedy - Nov. 27, 2007

Washington Pro Bowl safety Sean Taylor died one day after he is shot by an intruder in his Miami home. Taylor's death devastated coaches and teammates. Meanwhile, fans created a memorial outside the facility honoring Taylor's memory.

## In Taylor's Memory - Dec. 2, 2007

Sadness swept over FedExField as the organization and its fans mourned the tragic death of safety Sean Taylor just five days earlier. Fans left flowers, cards and mementos at a makeshift memorial outside the stadium. The team hosted a pre-game tribute to Taylor, including a moving four-minute video on the Jumbotron. Washington lost to the Buffalo Bills, 17-16, but this was a day devoted to the memory of Taylor. A day after the game, the entire organization traveled to Miami for Taylor's funeral.

## Gibbs Retirement - Jan. 8, 2008

Citing a need to spend more time with family, 67-year-old Hall of Fame Coach Joe Gibbs announced his retirement as Head Coach and President of the club.

## Zorn Hired - Feb. 10, 2008

Owner Daniel M. Snyder welcomed Jim Zorn, a long-time Seattle Seahawks quarterback and assistant coach, as the franchise's 27th head coach, ushering in a new chapter in Washington history.

## Monk and Green Inducted - Aug. 2, 2008

Wide Receiver Art Monk and cornerback Darrell Green are inducted into the Pro Football Hall of Fame.

## Zorn's First Win - Sept. 14, 2008

Head Coach Jim Zorn registered his first NFL victory as the team defeated the New Orleans Saints 29-24 in the regular season opener at FedExField.

## Taylor Honored - Nov. 30, 2008

Sean Taylor was honored and placed in the Ring of Fame in an emotional pregame ceremony prior to the Washington vs. NY Giants game. Taylor became the 43rd member to be inducted. Taylor's father Pedro, fiancé Jackie, daughter Jackie and mother Donna were present to celebrate the life and accomplishments of Taylor in front of a capacity crowd at FedExField.

## Bruce Smith Inducted - Aug. 8, 2009

Defensive End Bruce Smith is inducted into the Pro Football Hall of Fame.

## Allen Hired - Dec. 17, 2009

Bruce Allen, son of Pro Football Hall of Famer and Washington legend George Allen, is hired as Executive Vice President/General Manager.

# IMPORTANT DATES

## **Shanahan Takes Over - Jan. 6, 2010**

Mike Shanahan, who won consecutive Super Bowls following the 1997 and 1998 seasons with the Denver Broncos, is hired as the club's Executive Vice President/Head Coach.

## **Russ Grimm Inducted - Aug. 7, 2010**

Russ Grimm becomes the first member of the beloved Hogs inducted into the Pro Football Hall of Fame.

## **Shanahan's First Win - Sept 12, 2010**

Head Coach Mike Shanahan registered his first victory with Washington on Sunday Night Football at home against the division rival Dallas Cowboys, 13-7. Linebacker Brian Drakpo's pass rush drew a holding penalty that negated a Cowboys' touchdown on the final play of the game, giving Washington the win.

## **DeAngelo Hall Ties Interception Record - Oct. 24, 2010**

Cornerback DeAngelo Hall tied an NFL record and Washington record by totaling four interceptions against the Chicago Bears at Soldier Field in Week 7. He became the 19th NFL player and third Washington player to accomplish this feat in a game.

## **DeAngelo Hall Named Pro Bowl MVP - Jan. 30, 2011**

Cornerback DeAngelo Hall, appearing in his third Pro Bowl, was named the game's MVP after he recorded an interception and returned a fumble 34 yards for a touchdown.

## **Hall of Fame Hanburger - Aug. 6, 2011**

Legendary linebacker Chris Hanburger is inducted into the Pro Football Hall of Fame.

## **10th Year Anniversary of 9/11 - Sept. 11, 2011**

Washington honors the victims of the Sept. 11, 2001 tragedy on the 10th anniversary of the terrorist attacks as the team hosts the New York Giants at FedExField in the 2011 season opener. Gen. Colin Powell tosses the ceremonial coin as the team opens the 2011 season with a 28-14 win against the eventual Super Bowl Champion Giants.

## **Chris Cooley Becomes Top Tight End - Sept. 11, 2011**

Tight end Chris Cooley recorded two receptions against the New York Giants in the 2011 season opener to pass Jerry Smith for the franchise lead in receptions by a tight end.

## **Burgundy and Gold Goes Green - Sept. 18, 2011**

Washington launches 8,000 solar panels at FedExField prior to the team's 22-21 win against the Arizona Cardinals. The panels were installed to be capable of meeting the stadium's power needs on non-game days and providing up to 20 percent of the needed electricity on game days – the equivalent of providing 300 homes with energy for a full year.

## **Richie Petitbon Recognized - Dec. 24, 2011**

Former Washington player and coach Richie Petitbon is inducted as the 45th member of the team's Ring of Fame.

## **Blockbuster Trade - March 10, 2012**

Washington and the St. Louis Rams officially announce that they have agreed to a trade that gives Washington the rights to the No. 2 overall pick in the 2012 NFL Draft. The league formally approved the deal on March 14. On April 26, the team goes on to select eventual AP Offensive Rookie of the Year Robert Griffin III with that pick.

## **Celebrating 80 Years - May 10, 2012**

From the inside of the newly built Indoor Training Facility, the team launches their 80th Anniversary celebration. The organization would spend the offseason touring the D.C., Maryland and Virginia areas as part of its "Thank You Tour" to commem-

orate the anniversary with the fans. The event also featured the debut of the team's 1937-inspired alternate uniforms as well as the start of voting for the 10 newest additions to the 80 Greatest Players.

## **Clinton Portis Officially Retires - Aug. 23, 2012**

Running back Clinton Portis officially announces his retirement from the NFL in a press conference at the team facility. He exited the NFL ranking second in franchise history in rushing yardage (6,824), carries (1,667) and rushing touchdowns (46).

## **Welcome to the NFL, Rookie - Sept. 9, 2012**

In Week 1 at New Orleans, Robert Griffin III becomes the first rookie to start at quarterback for Washington in Week 1 since Norm Snead on Sept. 17, 1961. Griffin III becomes the first player in NFL history to compile 300-plus passing yards, two or more passing touchdowns and no interceptions in an NFL debut, leading Washington to a 40-32 win against the Saints.

## **"10 for 80" Honored - Nov. 4, 2012**

At halftime of the team's Homecoming Game against Carolina, Washington honors the 10 members of the organization selected to complete the 80 Greatest Players. The honorees include LaVar Arrington, Bobby Beathard, Joe Bugel, Terry Hermeling, Jon Jansen, Roy Jefferson, Richie Petitbon, Clinton Portis, Chris Samuels and Sean Taylor.

## **Turkey Day Triumph - Nov. 22, 2012**

Washington gets their first Thanksgiving Day win in Dallas in team history, defeating the Cowboys, 38-31. Washington explodes for 28 second-quarter points, and quarterback Robert Griffin III - who had a four-touchdown game vs. Philadelphia a week earlier - throws four touchdown passes to become the first player in franchise history to pass for four touchdowns in consecutive games.

## **Hawaii Bound - Dec. 26, 2012**

The NFL announces that linebacker/special teamer Lorenzo Alexander, quarterback Robert Griffin III and tackle Trent Williams have been selected to the 2013 Pro Bowl. Linebackers Ryan Kerrigan and London Fletcher are later added to the roster, giving the club five Pro Bowlers for the first time since 1996.

## **How The East Was Won; Morris Surpasses Portis - Dec. 30, 2012**

Washington secures its first NFC East title in 13 years with a 28-18 win against the Dallas Cowboys in a win-or-go-home tilt at FedExField. Washington rolls up 274 rushing yards in a game "flexed" into primetime by the NFL. In the process, rookie running back Alfred Morris rushes for 200 yards and pushes his season total to 1,613, breaking Clinton Portis' team record for rushing yards in a single season.

## **End of an Era - Jan. 11, 2013**

After 30 seasons, the beloved "Hogettes" decide to hang up their snouts, floppy hats and dresses in announcing their intent to retire. The group says it will continue to help raise money for local children's charities, just in more "incognito" fashion.

## **Rookie of the Year - Feb. 2, 2013**

Robert Griffin III is named AP Offensive Rookie of the Year, making him the third Rookie of the Year in team history and the first since Mike Thomas in 1975.

## **Road Trip to Richmond - July 25, 2013**

Washington holds their first Training Camp session at the brand new Bon Secours Washington Training Center in Richmond, Va. During the three-week span, more than 150,000

# IMPORTANT DATES

fans attend the team's inaugural camp in the capital.

## **Artful Performance By Garçon - Dec. 22, 2013**

Wide receiver Pierre Garçon posts a career-high 11 receptions in Week 16 vs. Dallas, pushing his season total past Pro Football Hall of Famer Art Monk's team record for receptions in a single season (106 in 1984). Garçon would finish the season with a league-leading 113 receptions.

## **Here's Jay - Jan. 9, 2014**

Jay Gruden is named the 29th head coach in franchise history. At 46 years of age, the former offensive coordinator for the Cincinnati Bengals becomes the team's youngest head coaching hire since hiring eventual Pro Football Hall of Famer Joe Gibbs at 40 years of age in 1981.

## **Jay's First Win - Sept. 14, 2014**

Jay Gruden earns his first win as head coach as the defense runs wild in a 41-10 home win against the Jacksonville Jaguars. The unit tied a team record with 10 sacks, including a team-record-tying four-sack effort from linebacker Ryan Kerrigan.

## **Rypien in the Ring - Oct. 19, 2014**

Super Bowl XXVI MVP Mark Rypien is inducted as the 46th member of the Ring of Fame at halftime of an overtime win against the Tennessee Titans on Alumni Homecoming Weekend.

## **You Like That! Historic Comeback - Oct. 25, 2015**

Washington overcomes a 24-0 second quarter deficit to post the largest comeback in team history in a 31-30 win against Tampa Bay. Following the game, quarterback Kirk Cousins exclaims "You like that!" while walking back to the locker room. The moment is captured on camera and goes viral, becoming a rallying cry for the team's NFC East championship run.

## **Bostic and Coleman Enter the Ring - Oct. 25, 2015 and Dec. 20, 2015**

Center Jeff Bostic and linebacker Monte Coleman become the 47th and 48th members of the Ring of Fame. Bostic is enshrined during a Week 7 win vs. Tampa Bay and Coleman is honored during a Week 15 win vs. Buffalo.

## **Win No. 600... In Style - Dec. 26, 2015**

Washington becomes the fifth NFL franchise to record 600 combined regular season and postseason wins all-time with a 38-24 win in Philadelphia. The victory also secures the team's 15th division title in team history.

## **Records Fall in Dallas - Jan. 3, 2016**

Having already clinched the NFC East a week earlier, Washington faces the Cowboys in Week 17 with individual records on the line. Quarterback Kirk Cousins breaks the team's single-season passing yardage record during the game on a 28-yard pass to receiver Jamison Crowder. Later in the game, Crowder catches his 59th reception of the season, a team rookie record.

## **The Park Welcomes Inova - July 25, 2016**

As the team departs for Training Camp, the team announces a new health and wellness partnership with Inova, including re-naming the team's Ashburn headquarters to the Inova Sports Performance Center.

## **Washington Goes International - Oct. 30, 2016**

Washington makes their European debut when they face the Cincinnati Bengals at Wembley Stadium in London. The back-and-forth game becomes one of the season's most entertaining, as the team storms back to force overtime, but a missed field goal in the extra frame results in a 27-27 draw.

## **Beathard Honored - Nov. 13, 2016**

Former General Manager Bobby Beathard is inducted as the 49th member of the Ring of Fame at halftime of the team's victory against the Minnesota Vikings.

## **Pro Bowl Bound - Dec. 20, 2016**

Four Washington players — linebacker Ryan Kerrigan, tight end Jordan Reed, guard Brandon Scherff and tackle Trent Williams — are selected to the 2017 Pro Bowl. Reed and Scherff's selections are their first of their careers, while Williams becomes only the third member of the franchise since 1970 to earn five consecutive Pro Bowl selections.

## **From MVP to Senior VP - June 13, 2017**

Washington announces that Doug Williams, Super Bowl XXII MVP, has been promoted Senior Vice President of Player Personnel after three-plus years as a personnel executive with the team. Said Williams, "I've been around the circuit, but there's nothing like coming back here to a place that gave you an opportunity to be on top of the stage in football. Washington did that for me."

## **A Thanksgiving to Remember - Nov. 23, 2017**

Washington hosts their first Thanksgiving home game in franchise history, earning a 20-10 win against the New York Giants. After the game, wide receiver Jamison Crowder, quarterback Kirk Cousins, linebacker Ryan Kerrigan and most of the offensive line chomp on turkey legs during postgame interviews with NBC's Michele Tafoya.

## **Pro Bowl Trio - Dec. 19, 2017**

Linebacker Ryan Kerrigan, guard Brandon Scherff and tackle Trent Williams all earn Pro Bowl honors. Together, Scherff and Williams became the first Washington offensive line duo collectively named to the Pro Bowl in consecutive seasons since the duo of Russ Grimm and Joe Jacoby earned selections four straight times following the 1983-86 seasons.

## **Rings for Replacements - June 12, 2018**

After 31 years, Washington honors replacement players from the team's 1987 squad with Super Bowl rings in a ceremony at Inova Sports Performance Center. Charley Casserly, who served as the team's Assistant General Manager in 1987 and helped build the replacement squad, hosted the event and welcomed more than 25 players in attendance. The ceremony culminated with the surprise appearance of 1987 Super Bowl champions Doug Williams, Gary Clark and Dexter Manley, who joined the replacement players for a group photo.

## **Beathard Inducted into Hall of Fame - Aug. 4, 2018**

Former Washington General Manager Bobby Beathard was enshrined in Canton, Ohio at the Pro Football Hall of Fame as a member of the Class of 2018. Beathard helped guide the franchise to three Super Bowl appearances, including victories in Super Bowl XVII and XXII during his 11 year tenure. In his 11 seasons as general manager the team posted a .625 winning percentage which was the best mark in the NFC and second best mark in the NFL in that span.

## **600th Regular Season Victory - Dec. 16, 2018**

With a 16-13 victory over the Jacksonville Jaguars at TIAA Bank Stadium in Jacksonville, Fla., Washington became just the fifth team in NFL history to record 600 regular season victories. Washington joined the Chicago Bears, Green Bay Packers, New York Giants and Pittsburgh Steelers as the only franchises in NFL history to accomplish the feat. Head Coach Jay Gruden presented Owner Daniel Snyder with a game ball following the victory.

# IMPORTANT DATES

## London Fletcher Enters Ring of Fame - Sept. 23, 2019

London Fletcher is inducted as the 50th member of the Ring of Fame at halftime of the team's Monday Night Football matchup against the Chicago Bears.

## Samuels Enters the Ring - Oct. 20, 2019

Chris Samuels is inducted as the 51st member of the Ring of Fame at halftime of the team's matchup against the San Francisco 49ers in Week 7 at FedExField.

## Way and Scherff Selected to Pro Bowl - Dec. 17, 2019

Tress Way and Brandon Scherff are both named to the 2019 Pro Bowl in Orlando, Fla. Way earns his first Pro Bowl selection and is named the starting punter for the NFC, becoming the first Washington punter since Matt Turk in 1998 to be named a Pro Bowler. Scherff earns his third Pro Bowl selection, becoming the ninth offensive lineman in franchise history to earn three-plus Pro Bowl selections.

## Entering the Rivera Era - Jan. 1, 2020

Owner Dan Snyder announces that Ron Rivera will become the 30th head coach in franchise history. The two-time Associated Press NFL Coach of the Year brings more than 20 years of coaching experience to Washington along with nine at the helm of the Carolina Panthers.

## AP Given Art Rooney Sportsmanship Award - Feb. 1, 2020

Adrian Peterson becomes the sixth player in NFL history and first member of the franchise to earn the Art Rooney Sportsmanship Award at NFL Honors in Miami, Fla. The award is given to an NFL player who best demonstrates the qualities of on-field sportsmanship, including fair play, respect for the game and opponents, and integrity in competition.

## Washington and Jennifer King Make History - Feb. 10, 2020

Washington becomes the first team in NFL history to hire a female African American full-year coaching intern with the hiring of Jennifer King. King will primarily work with the running backs and will spend an entire calendar year with the team helping in the offseason and draft preparation all the way through the end of the 2020 regular season.

## Dan Snyder Pulls Scouts Off the Road - March 12, 2020

In response to the rapid spread of COVID-19, Owner Dan Snyder becomes the first NFL owner to pull all scouts off the road and cancel all Top 40 visits in preparation for the NFL Draft. The NFL and all 31 other teams eventually followed suit.

## Washington Opens FedExField to National Guard - March 21, 2020

The organization opens the FedExField parking lots to the Maryland National Guard to operate a COVID-19 testing site for residents of Prince George's County. Owner Dan Snyder also makes a \$100,000 to the Capital Area Food Bank to help feed families devastated by the global pandemic.

## Washington Drafts DE Chase Young - April 23, 2020

Picking the highest in the NFL Draft since 2012, Washington selects defensive end Chase Young out of Ohio State. Young is widely regarded as one of the best edge rushing prospects to come out of college in the past decade. Young holds the single-season sack record at Ohio State with 16.5 sacks as a junior in 2019.

## Mitchell's Number is Retired - June 20, 2020

Owner Dan Snyder announces that the team is retiring the No. 49 in honor of the late Bobby Mitchell. Mitchell's number becomes only the second ever retired in franchise history. The team also announces the renaming of the lower level of FedExField in honor of Mitchell

## Washington Football Team - June 20, 2020

After undergoing a thorough review of the organization's nickname, the team announces that they will call themselves the Washington Football Team. The former nickname and logo are both officially retired. The team also announces that the process for finding a new team name will continue and the franchise will undertake an in-depth branding process to properly include player, alumni, fan, community and sponsor input.



# MILESTONE GAMES

## 100-YARD RUSHING GAMES

Entering 2020 season — rookies *stylized*.

| Date              | Player                    | Game                   | W/L/T    | Att-Yds-TD      |
|-------------------|---------------------------|------------------------|----------|-----------------|
| 9/17/1989         | Gerald Riggs              | vs Philadelphia        | L        | 29-221-1        |
| 10/8/1933         | Cliff Battles             | vs NY Giants           | W        | 16-215-1        |
| 12/21/1955        | George Rogers             | at St Louis            | W        | 34-206-1        |
| 1/31/1988         | Timmy Smith               | vs Denver              | W        | 22-204-2        |
| <b>12/30/2012</b> | <b>Alfred Morris</b>      | <b>vs Dallas</b>       | <b>W</b> | <b>33-200-3</b> |
| 11/4/2007         | Clinton Portis            | at NY Jets             | W        | 36-196-1        |
| 11/21/1976        | Mike Thomas               | at St Louis            | W        | 31-195-1        |
| 10/29/1972        | Larry Brown               | at Giants              | W        | 29-191-1        |
| 11/15/1959        | Johnny Olszewski          | vs Cleveland           | L        | 18-190-1        |
| 12/12/1999        | Stephen Davis             | vs Arizona             | W        | 37-189-1        |
| 1/15/1983         | John Riggins              | vs Minnesota           | W        | 37-185-1        |
| 11/21/1999        | Stephen Davis             | vs NY Giants           | W        | 33-183-1        |
| 10/19/2008        | Clinton Portis            | at Philadelphia        | W        | 27-175-1        |
| 12/12/2010        | Ryan Torain               | vs Tampa Bay           | L        | 24-172-0        |
| 10/17/2004        | Clinton Portis            | at Chicago             | W        | 36-171-0        |
| 12/10/2006        | Ladell Betts              | vs Philadelphia        | L        | 33-171-0        |
| 10/21/1945        | Frank Akins               | vs Philadelphia        | W        | 24-168-2        |
| 11/1/1959         | Don Bosseler              | at Philadelphia        | L        | 23-168-2        |
| 11/1/1942         | Andy Farkas               | vs Philadelphia        | W        | 24-166-1        |
| 10/30/1983        | John Riggins              | vs Miami               | W        | 38-166-1        |
| 12/5/1937         | Cliff Battles             | at NY Giants           | W        | 25-165-2        |
| 10/19/1958        | Johnny Olszewski          | vs Green Bay           | W        | 21-165-1        |
| 10/14/1984        | John Riggins              | vs Dallas              | W        | 32-165-0        |
| 12/3/1995         | Keith Griffin             | at Atlanta             | W        | 16-164-2        |
| 11/9/1980         | Earnest Byner             | vs Miami               | W        | 32-157-3        |
| 12/3/2006         | Ladell Betts              | vs Atlanta             | L        | 28-155-1        |
| 12/22/1990        | Earnest Byner             | at Indianapolis        | L        | 31-154-0        |
| <b>9/19/1993</b>  | <b>Reggie Brooks</b>      | <b>at Philadelphia</b> | <b>L</b> | <b>22-154-1</b> |
| <b>12/17/1988</b> | <b>Jamie Morris</b>       | <b>at Cincinnati</b>   | <b>A</b> | <b>45-152-0</b> |
| 12/16/1979        | John Riggins              | at Dallas              | L        | 22-151-2        |
| 12/9/1945         | Frank Akins               | vs NY Giants           | W        | 23-150-1        |
| 10/17/1971        | Larry Brown               | vs St. Louis           | W        | 25-150-0        |
| 12/16/1973        | Larry Brown               | vs Philadelphia        | W        | 26-150-1        |
| 12/8/1985         | George Rogers             | at Philadelphia        | W        | 36-150-1        |
| 10/28/2018        | Adrian Peterson           | at NY Giants           | W        | 26-149-1        |
| 12/15/1990        | Earnest Byner             | at New England         | W        | 39-149-1        |
| 11/25/1951        | Rob Goode                 | vs Los Angeles         | W        | 23-148-2        |
| 9/24/1972         | Larry Brown               | vs St. Louis           | W        | 26-148-0        |
| 1/6/2002          | Stephen Davis             | vs Arizona             | W        | 38-148-1        |
| 9/12/2004         | Clinton Portis            | vs Tampa Bay           | W        | 29-148-1        |
| 12/5/2004         | Clinton Portis            | vs NY Giants           | W        | 31-148-1        |
| 10/23/1983        | Joe Washington            | vs Detroit             | W        | 22-147-0        |
| 11/7/2004         | Clinton Portis            | at Detroit             | W        | 34-147-0        |
| 12/17/1961        | Dick James                | vs Dallas              | W        | 27-146-3        |
| 9/15/1996         | Terry Allen               | at NY Giants           | W        | 27-146-1        |
| 12/7/1958         | Don Bosseler              | vs Pittsburgh          | L        | 25-145-2        |
| 10/5/2008         | Clinton Portis            | at Philadelphia        | W        | 28-145-1        |
| <b>10/30/1932</b> | <b>Cliff Battles</b>      | <b>vs Chicago</b>      | <b>T</b> | <b>24-144-0</b> |
| 11/8/1981         | Joe Washington            | vs Detroit             | W        | 27-144-2        |
| 11/13/2005        | Clinton Portis            | at Tampa Bay           | L        | 23-144-1        |
| 9/19/1976         | Mike Thomas               | vs Seattle             | W        | 27-143-1        |
| 10/31/1999        | Stephen Davis             | vs Chicago             | W        | 12-143-2        |
| 11/23/2008        | Clinton Portis            | at Seattle             | W        | 29-143-0        |
| 11/4/2001         | Stephen Davis             | vs Seattle             | W        | 32-142-1        |
| 8/31/1997         | Terry Allen               | at Carolina            | W        | 25-141-2        |
| 10/1/2000         | Stephen Davis             | vs Tampa Bay           | W        | 28-141-1        |
| 1/22/1983         | John Riggins              | vs Dallas              | W        | 36-140-2        |
| 9/23/1984         | John Riggins              | at New England         | W        | 33-140-1        |
| 10/23/1988        | Kelvin Bryant             | at Green Bay           | W        | 27-140-0        |
| 11/29/1970        | Larry Brown               | vs NY Giants           | L        | 17-139-0        |
| 11/7/2013         | Alfred Morris             | at Minnesota           | L        | 26-139-0        |
| <b>12/7/1969</b>  | <b>Larry Brown</b>        | <b>at Philadelphia</b> | <b>W</b> | <b>19-139-1</b> |
| <b>10/14/2012</b> | <b>Robert Griffin III</b> | <b>vs Minnesota</b>    | <b>W</b> | <b>13-138-2</b> |
| 11/1/2007         | Clinton Portis            | vs Philadelphia        | L        | 30-137-0        |
| <b>11/20/2016</b> | <b>Rob Kelley</b>         | <b>vs Green Bay</b>    | <b>W</b> | <b>24-137-3</b> |
| 12/14/1947        | Jim Castiglia             | vs Boston              | W        | 19-136-2        |
| 11/27/1955        | Leo Elter                 | at Pittsburgh          | W        | 19-136-2        |
| 11/9/1958         | Johnny Olszewski          | vs Chi. Cardinals      | W        | 19-136-1        |
| 10/18/1959        | Don Bosseler              | vs Pittsburgh          | L        | 18-136-0        |
| 9/19/1982         | John Riggins              | at Tampa Bay           | W        | 24-136-0        |
| <b>10/19/1987</b> | <b>Lionel Vital</b>       | <b>at Dallas</b>       | <b>W</b> | <b>26-136-0</b> |
| 12/4/2005         | Clinton Portis            | at St. Louis           | W        | 27-136-2        |
| 10/17/1937        | Cliff Battles             | vs Pittsburgh          | W        | 18-135-3        |

|                   |                      |                        |          |                 |
|-------------------|----------------------|------------------------|----------|-----------------|
| 12/21/1980        | Bobby Hammond        | at St. Louis           | W        | 17-135-0        |
| 10/2/2011         | Ryan Torain          | at St. Louis           | W        | 19-135-1        |
| 10/16/2016        | Matt Jones           | vs Philadelphia        | W        | 16-135-1        |
| 12/6/1987         | George Rogers        | at St. Louis           | W        | 29-133-1        |
| <b>10/13/1991</b> | <b>Ricky Ervins</b>  | <b>vs Cleveland</b>    | <b>W</b> | <b>13-133-2</b> |
| 9/3/2000          | Stephen Davis        | vs Carolina            | W        | 23-133-1        |
| 10/28/1933        | Jim Musick           | vs Pittsburgh          | L        | 21-132-0        |
| 11/19/1933        | Jim Musick           | vs Green Bay           | W        | 21-132-2        |
| 10/10/1937        | Cliff Battles        | vs Philadelphia        | L        | 26-132-0        |
| 9/11/1938         | Max Krause           | at Philadelphia        | W        | 6-132-2         |
| <b>12/24/2011</b> | <b>Evan Royster</b>  | <b>vs Minnesota</b>    | <b>L</b> | <b>19-132-0</b> |
| 9/3/1995          | Terry Allen          | vs Arizona             | W        | 26-131-0        |
| <b>11/3/1935</b>  | <b>Bill Shepherd</b> | <b>vs Philadelphia</b> | <b>L</b> | <b>19-129-1</b> |
| 12/5/1971         | Larry Brown          | vs Giants              | W        | 25-129-2        |
| 12/24/2006        | Ladell Betts         | at St. Louis           | L        | 29-129-2        |
| 10/12/2008        | Clinton Portis       | vs St. Louis           | L        | 21-129-2        |
| <b>12/9/2012</b>  | <b>Alfred Morris</b> | <b>vs Baltimore</b>    | <b>W</b> | <b>23-129-1</b> |
| 12/1/2019         | Derrius Guice        | at Carolina            | W        | 10-129-2        |
| 11/23/1980        | Wilbur Jackson       | at Dallas              | L        | 21-129-1        |
| <b>10/11/1987</b> | <b>Lionel Vital</b>  | <b>at NY Giants</b>    | <b>W</b> | <b>27-128-1</b> |
| <b>12/5/1993</b>  | <b>Reggie Brooks</b> | <b>at Tampa Bay</b>    | <b>W</b> | <b>20-128-1</b> |
| <b>10/23/1938</b> | <b>Andy Farkas</b>   | <b>vs Philadelphia</b> | <b>W</b> | <b>21-126-2</b> |
| 10/11/1981        | John Riggins         | at Chicago             | W        | 23-126-2        |
| 9/19/1999         | Stephen Davis        | at NY Giants           | W        | 23-126-3        |
| 12/16/2007        | Clinton Portis       | at NY Giants           | W        | 25-126-1        |
| 10/26/2008        | Clinton Portis       | at Detroit             | W        | 24-126-0        |
| <b>12/11/2011</b> | <b>Roy Helu Jr.</b>  | <b>vs New England</b>  | <b>L</b> | <b>27-126-0</b> |
| 9/20/1936         | Cliff Battles        | at Philadelphia        | W        | 16-125-2        |
| 11/1/1987         | George Rogers        | at Buffalo             | W        | 30-125-0        |
| 11/2/1997         | Terry Allen          | at Chicago             | W        | 20-125-0        |
| 10/24/2010        | Ryan Torain          | at Chicago             | W        | 21-125-0        |
| 11/23/2014        | Alfred Morris        | at San Francisco       | L        | 21-125-1        |
| 11/12/1939        | Andy Farkas          | at Brooklyn            | W        | 25-124-3        |
| <b>10/26/1975</b> | <b>Mike Thomas</b>   | <b>at Cleveland</b>    | <b>W</b> | <b>27-124-1</b> |
| 11/3/1985         | George Rogers        | at Atlanta             | W        | 16-124-1        |
| 10/27/1996        | Terry Allen          | vs Indianapolis        | W        | 22-124-3        |
| 11/10/1996        | Terry Allen          | vs Arizona             | L        | 31-124-2        |
| 11/5/2000         | Stephen Davis        | at Arizona             | L        | 30-124-1        |
| 9/24/2006         | Ladell Betts         | at Houston             | W        | 16-124-1        |
| <b>12/3/2012</b>  | <b>Alfred Morris</b> | <b>vs NY Giants</b>    | <b>W</b> | <b>22-124-0</b> |
| 10/28/1951        | Rob Goode            | at Philadelphia        | W        | 27-123-1        |
| <b>11/9/1975</b>  | <b>Mike Thomas</b>   | <b>at NY Giants</b>    | <b>W</b> | <b>25-123-0</b> |
| 1/8/1984          | John Riggins         | vs San Francisco       | W        | 36-123-2        |
| <b>9/20/2015</b>  | <b>Matt Jones</b>    | <b>vs St. Louis</b>    | <b>W</b> | <b>19-123-2</b> |
| 11/6/1932         | Oran Pate            | vs Staten Island       | W        | 4-122-1         |
| 10/21/1934        | Cliff Battles        | vs Philadelphia        | W        | 6-122-1         |
| 12/17/1983        | John Riggins         | vs Giants              | W        | 30-122-1        |
| 9/28/1997         | Terry Allen          | vs Jacksonville        | W        | 36-122-0        |
| 11/14/1999        | Stephen Davis        | at Philadelphia        | L        | 25-122-2        |
| 12/9/1990         | Earnest Byner        | vs Chicago             | W        | 28-121-0        |
| 10/1/1995         | Terry Allen          | vs Dallas              | W        | 30-121-1        |
| 9/11/2005         | Clinton Portis       | vs Chicago             | W        | 21-121-0        |
| 9/28/2008         | Clinton Portis       | at Dallas              | W        | 21-121-0        |
| 11/3/2013         | Alfred Morris        | vs San Diego           | W        | 25-121-1        |
| 9/13/2015         | Alfred Morris        | vs Miami               | L        | 25-121-0        |
| 9/23/2018         | Adrian Peterson      | vs Green Bay           | W        | 19-120-2        |
| 11/8/1953         | Charley Justice      | vs Chi. Cardinals      | W        | 15-120-0        |
| 10/21/1979        | John Riggins         | vs Philadelphia        | W        | 19-120-0        |
| 9/20/1992         | Earnest Byner        | vs Detroit             | W        | 30-120-1        |
| 12/10/1995        | Terry Allen          | at NY Giants           | L        | 30-120-1        |
| 12/24/2000        | Stephen Davis        | vs Arizona             | W        | 27-120-0        |
| <b>10/21/2012</b> | <b>Alfred Morris</b> | <b>at NY Giants</b>    | <b>L</b> | <b>22-120-0</b> |
| 12/22/2018        | Adrian Peterson      | at Tennessee           | L        | 26-119          |
| 11/22/1970        | Larry Brown          | vs Dallas              | L        | 22-119-0        |
| 1/8/1983          | John Riggins         | vs Detroit             | W        | 25-119-0        |
| 1/1/1984          | John Riggins         | vs LA Rams             | W        | 29-119-3        |
| 1/8/2000          | Stephen Davis        | vs Detroit             | W        | 15-119-2        |
| 12/17/2006        | Ladell Betts         | at New Orleans         | W        | 22-119-0        |
| 10/19/1986        | George Rogers        | vs St. Louis           | W        | 30-118-1        |
| 10/9/1988         | Kelvin Bryant        | at Dallas              | W        | 23-118-1        |
| 1/2/2005          | Ladell Betts         | vs Minnesota           | W        | 26-118-1        |
| 12/4/2005         | Rock Cartwright      | at St. Louis           | W        | 9-118-0         |
| 10/13/1919        | Adrian Peterson      | at Miami               | W        | 23-118-0        |
| 11/10/1946        | Dick Todd            | vs Boston              | W        | 14-117-2        |
| <b>11/1/1993</b>  | <b>Reggie Brooks</b> | <b>at Buffalo</b>      | <b>L</b> | <b>24-117-1</b> |
| 10/2/2016         | Matt Jones           | vs Cleveland           | W        | 22-117-1        |
| <b>11/19/2017</b> | <b>Samaje Perine</b> | <b>vs New Orleans</b>  | <b>L</b> | <b>23-117-1</b> |
| 11/18/1990        | Earnest Byner        | vs New Orleans         | W        | 26-116-0        |
| 12/8/1991         | Earnest Byner        | at Phoenix             | W        | 25-116-0        |

# MILESTONE GAMES

|   |
|---|
| 9/6/1993.....Brian Mitchell.....vs Dallas.....W.....21-116-2          |
| 12/22/2002.....Ladell Betts.....vs Houston.....W.....20-116-1         |
| 10/4/1933.....Cliff Battles.....at Pittsburgh.....W.....13-115-1      |
| 12/22/1973.....Larry Brown.....at Minnesota.....L.....29-115-1        |
| 10/7/1979.....John Riggins.....at Philadelphia.....L.....23-115-1     |
| 10/9/1983.....John Riggins.....at St. Louis.....W.....22-115-3        |
| 9/28/1986.....George Rogers.....vs Seattle.....W.....25-115-2         |
| 12/28/1986.....George Rogers.....vs LA Rams.....W.....29-115-1        |
| 11/30/2003.....Trung Canidate.....vs New Orleans.....L.....16-115-0   |
| 10/7/2012.....Alfred Morris.....vs Atlanta.....L.....18-115-0         |
| 9/27/1970.....Larry Brown.....at St. Louis.....L.....17-114-1         |
| 9/24/1978.....John Riggins.....vs NY Jets.....W.....21-114-0          |
| 11/11/1984.....Keith Griffin.....vs Detroit.....W.....32-114-0        |
| 10/13/1985.....John Riggins.....vs Detroit.....W.....21-114-3         |
| 10/22/2000.....Stephen Davis.....at Jacksonville.....W.....24-114-2   |
| 11/15/2009.....Ladell Betts.....vs Denver.....W.....26-114-1          |
| 10/31/1971.....Larry Brown.....vs New Orleans.....W.....20-113-0      |
| 10/1/1972.....Larry Brown.....at New England.....W.....20-113-0       |
| 1/1/2012.....Evan Royster.....at Philadelphia.....L.....20-113-0      |
| 9/30/2012.....Alfred Morris.....at Tampa Bay.....W.....21-113-1       |
| 11/22/2012.....Alfred Morris.....at Dallas.....W.....24-113-1         |
| 10/27/1985.....John Riggins.....at Cleveland.....W.....30-112-1       |
| 11/3/1991.....Earnest Byner.....vs Houston.....W.....21-112-1         |
| 12/18/2005.....Clinton Portis.....vs Dallas.....W.....23-112-0        |
| 1/1/2006.....Clinton Portis.....at Philadelphia.....W.....27-112-2    |
| 10/1/2006.....Clinton Portis.....vs Jacksonville.....W.....27-112-1   |
| 10/3/1971.....Charlie Harraway.....at Dallas.....W.....18-111-1       |
| 12/9/1984.....John Riggins.....at Dallas.....W.....24-111-1           |
| 9/11/1989.....Gerald Riggs.....vs NY Giants.....L.....24-111-0        |
| 9/1/1996.....Terry Allen.....vs Philadelphia.....L.....20-111-2       |
| 12/16/2001.....Stephen Davis.....vs Philadelphia.....L.....24-111-1   |
| 12/30/2001.....Stephen Davis.....at New Orleans.....W.....21-111-1    |
| 10/1/1967.....Bobby Mitchell.....vs NY Giants.....W.....21-110-1      |
| 10/4/1970.....Larry Brown.....at Philadelphia.....W.....27-110-1      |
| 10/25/1970.....Larry Brown.....vs Cincinnati.....W.....22-110-0       |
| 10/15/1972.....Larry Brown.....at St. Louis.....W.....23-110-0        |
| 10/5/1986.....George Rogers.....at New Orleans.....W.....31-110-1     |
| 10/22/1995.....Terry Allen.....vs Detroit.....W.....24-110-2          |
| 12/9/2001.....Stephen Davis.....at Arizona.....W.....26-110-1         |
| 11/3/2002.....Kenny Watson.....at Seattle.....W.....23-110-0          |
| 12/22/2002.....Kenny Watson.....vs Houston.....W.....20-110-0         |
| 12/18/2004.....Clinton Portis.....at San Francisco.....W.....35-110-0 |
| 9/15/1991.....Earnest Byner.....vs Phoenix.....W.....23-109-1         |
| 1/2/1993.....Brian Mitchell.....at Minnesota.....W.....16-109-1       |
| 9/12/1999.....Stephen Davis.....vs Dallas.....L.....24-109-2          |
| 10/18/2009.....Clinton Portis.....vs Kansas City.....W.....15-109-0   |
| 11/18/1951.....Rob Goode.....at Pittsburgh.....W.....22-108-2         |
| 12/9/1951.....Rob Goode.....at Chi. Cardinals.....W.....23-108-1      |
| 9/17/1978.....John Riggins.....at St. Louis.....W.....16-108-0        |
| 12/24/2005.....Clinton Portis.....vs NY Giants.....W.....27-108-1     |
| 11/27/2011.....Roy Helu, Jr.....at Seattle.....W.....23-108-1         |
| 11/3/2019.....Adrian Peterson.....at Buffalo.....L.....18-108-0       |
| 11/6/1949.....Pete Staut.....vs Pittsburgh.....W.....7-107-2          |
| 12/16/1951.....Rob Goode.....vs Pittsburgh.....L.....22-107-0         |
| 11/22/1973.....Charlie Harraway.....at Detroit.....W.....18-107-0     |
| 9/18/1988.....Timmy Smith.....vs Philadelphia.....W.....31-107-1      |
| 10/28/2001.....Stephen Davis.....vs NY Giants.....W.....29-107-0      |
| 9/15/2013.....Alfred Morris.....at Green Bay.....L.....13-107-0       |
| 11/12/1972.....Larry Brown.....vs NY Giants.....W.....30-106-2        |
| 11/14/1976.....Mike Thomas.....at NY Giants.....L.....24-106-0        |
| 10/19/1969.....Larry Brown.....vs NY Giants.....W.....17-105-0        |
| 9/18/1972.....Larry Brown.....at Minnesota.....W.....21-105-1         |
| 11/7/1993.....Reggie Brooks.....vs Indianapolis.....W.....21-105-1    |
| 12/11/2005.....Clinton Portis.....at Arizona.....W.....26-105-1       |
| 10/21/1951.....Rob Goode.....vs Cardinals.....W.....18-104-0          |
| 12/11/1955.....Jim Monachino.....vs Pittsburgh.....W.....15-104-0     |
| 12/5/1976.....John Riggins.....at NY Jets.....W.....19-104-1          |
| 10/13/1980.....Wilbur Jackson.....at Denver.....L.....12-104-1        |
| 9/20/1981.....Wilbur Jackson.....at St. Louis.....L.....22-104-0      |
| 9/30/1984.....John Riggins.....vs Philadelphia.....W.....28-104-1     |
| 10/7/1985.....George Rogers.....vs St. Louis.....W.....25-104-0       |
| 9/7/1986.....George Rogers.....vs Philadelphia.....W.....20-104-1     |
| 11/17/1986.....George Rogers.....vs San Francisco.....W.....24-104-1  |
| 1/4/1992.....Ricky Ervins.....vs Atlanta.....W.....23-104-1           |
| 9/8/2002.....Stephen Davis.....vs Arizona.....W.....26-104-1          |
| 11/26/2006.....Ladell Betts.....vs Carolina.....W.....24-104-0        |
| 12/30/2007.....Clinton Portis.....vs Dallas.....W.....25-104-2        |
| 10/24/1937.....Cliff Battles.....at Philadelphia.....W.....34-103-0   |
| 10/7/1985.....John Riggins.....vs St. Louis.....W.....17-103-0        |

|   |
|---|
| 10/9/2006.....Clinton Portis.....at Denver.....L.....20-103-0         |
| 9/24/1950.....Rob Goode.....at Green Bay.....L.....8-102-1            |
| 11/23/1969.....Larry Brown.....vs Atlanta.....W.....23-102-1          |
| 12/15/1974.....Duane Thomas.....vs Chicago.....W.....8-102-1          |
| 10/29/1950.....Bill Dudley.....at Philadelphia.....L.....11-101-0     |
| 10/11/1970.....Larry Brown.....vs Detroit.....W.....22-101-1          |
| 12/24/1972.....Larry Brown.....vs Green Bay.....W.....25-101-0        |
| 9/9/1991.....Earnest Byner.....at Dallas.....W.....22-101-0           |
| 9/29/1996.....Terry Allen.....vs NY Jets.....W.....20-101-2           |
| 10/23/2005.....Clinton Portis.....vs San Francisco.....W.....19-101-3 |
| 12/2/1951.....Rob Goode.....vs Philadelphia.....L.....16-100-2        |
| 11/21/1954.....Billy Wells.....at Cardinals.....L.....6-100-1         |
| 10/13/1975.....Mike Thomas.....vs St. Louis.....W.....18-100-2        |
| 9/11/1983.....John Riggins.....at Philadelphia.....W.....27-100-1     |
| 11/5/1984.....John Riggins.....vs Atlanta.....W.....32-100-2          |
| 9/5/1988.....Timmy Smith.....at NY Giants.....L.....20-100-0          |
| 9/24/1989.....Jamie Morris.....at Dallas.....W.....26-100-1           |
| 10/8/1989.....Earnest Byner.....vs Phoenix.....W.....14-100-0         |
| 12/6/1992.....Earnest Byner.....at NY Giants.....W.....20-100-2       |
| 10/17/2010.....Ryan Torain.....vs Indianapolis.....L.....20-100-2     |
| 12/4/2011.....Roy Helu, Jr.....vs NY Jets.....L.....23-100-2          |
| 1/3/2016.....Alfred Morris.....at Dallas.....W.....19-100-0           |
| 11/23/2017.....Samaje Perine.....vs NY Giants.....W.....24-100-0      |

## 300-YARD PASSING GAMES

Entering 2020 season – rookies stylized.

| Date   | Player | Game | Att-Cmp-Yd-TD-INT |
|--|--------|------|-------------------|
| 12/26/1999.....Brad Johnson.....at San Francisco.....W.....47-32-471-2-1   |        |      |                   |
| 10/30/2016.....Kirk Cousins.....at Cincinnati.....T.....56-38-458-2-1      |        |      |                   |
| 11/24/2016.....Kirk Cousins.....at Dallas.....L.....53-41-449-3-0          |        |      |                   |
| 10/31/1948.....Sammy Baugh.....vs Boston.....W.....24-17-446-4-0           |        |      |                   |
| 11/10/1991.....Mark Rypien.....vs Atlanta.....W.....31-16-442-6-0          |        |      |                   |
| 9/11/1988.....Doug Williams.....vs Pittsburgh.....W.....52-30-430-2-1      |        |      |                   |
| 9/21/2014.....Kirk Cousins.....at Philadelphia.....L.....48-30-427-3-1     |        |      |                   |
| 9/19/2010.....Donovan McNabb.....vs Houston.....L.....39-28-426-1-0        |        |      |                   |
| 11/17/2063.....Norm Snead.....vs Pittsburgh.....L.....40-23-424-2-2        |        |      |                   |
| 10/27/1986.....Jay Schroeder.....at Giants.....L.....40-22-420-1-2         |        |      |                   |
| 11/26/1967.....Sonny Jurgensen.....at Cleveland.....L.....50-32-418-3-1    |        |      |                   |
| 10/2/1983.....Joe Theismann.....vs Raiders.....W.....39-23-417-3-0         |        |      |                   |
| 11/28/1985.....Sonny Jurgensen.....vs Dallas.....W.....43-26-411-3-2       |        |      |                   |
| 11/26/1989.....Mark Rypien.....vs Chicago.....W.....47-30-401-4-1          |        |      |                   |
| 10/17/1983.....Joe Theismann.....at Green Bay.....L.....39-27-398-2-0      |        |      |                   |
| 11/30/2014.....Colt McCoy.....at Indianapolis.....L.....47-31-392-3-0      |        |      |                   |
| 9/20/1981.....Joe Theismann.....at St. Louis.....L.....37-25-388-4-1       |        |      |                   |
| 10/11/1984.....Sonny Jurgensen.....vs Philadelphia.....W.....33-22-385-5-2 |        |      |                   |
| 9/20/1998.....Trent Green.....at Seattle.....L.....54-27-383-2-2           |        |      |                   |
| 9/12/1999.....Brad Johnson.....vs Dallas.....L.....33-20-382-2-0           |        |      |                   |
| 9/12/1982.....Joe Theismann.....at Philadelphia.....W.....39-28-382-3-0    |        |      |                   |
| 11/22/1998.....Trent Green.....vs Cardinals.....L.....49-30-382-4-1        |        |      |                   |
| 9/18/1994.....John Friesz.....at Giants.....L.....50-32-381-2-2            |        |      |                   |
| 12/15/2013.....Kirk Cousins.....at Atlanta.....L.....45-29-381-3-2         |        |      |                   |
| 9/8/2019.....Case Keenum.....at Philadelphia.....L.....44-30-380-3-0       |        |      |                   |
| 11/2/1986.....Jay Schroeder.....vs Minnesota.....W.....47-24-378-2-1       |        |      |                   |
| 10/31/1943.....Sammy Baugh.....at Brooklyn.....W.....28-16-376-6-3         |        |      |                   |
| 11/21/2010.....Donovan McNabb.....at Tennessee.....W.....50-30-376-1-1     |        |      |                   |
| 11/20/2016.....Kirk Cousins.....vs Green Bay.....W.....30-21-375-3-0       |        |      |                   |
| 12/6/2009.....Jason Campbell.....vs New Orleans.....L.....30-42-367-3-1    |        |      |                   |
| 12/3/1967.....Sonny Jurgensen.....vs Philadelphia.....T.....50-30-366-4-2  |        |      |                   |
| 9/24/2017.....Kirk Cousins.....vs Oakland.....W.....30-25-365-3-0          |        |      |                   |
| 12/26/2015.....Kirk Cousins.....at Philadelphia.....W.....46-31-365-4-0    |        |      |                   |
| 9/28/1947.....Sammy Baugh.....at Philadelphia.....L.....34-21-364-5-2      |        |      |                   |
| 10/29/1989.....Mark Rypien.....at Raiders.....L.....53-27-364-1-3          |        |      |                   |
| 9/18/2016.....Kirk Cousins.....vs Dallas.....L.....46-28-364-1-1           |        |      |                   |
| 11/4/1990.....Jeff Rutledge.....at Detroit.....W.....42-30-363-1-0         |        |      |                   |
| 11/12/1991.....Mark Rypien.....at San Francisco.....L.....48-27-361-1-3    |        |      |                   |
| 10/10/2010.....Donovan McNabb.....vs Green Bay.....L.....49-26-357-1-1     |        |      |                   |
| 9/14/2003.....Patrick Ramsey.....at Atlanta.....W.....39-25-356-2-0        |        |      |                   |
| 11/23/1947.....Sammy Baugh.....vs Cardinals.....W.....33-25-355-6-2        |        |      |                   |
| 12/12/1948.....Sammy Baugh.....at New York.....W.....42-25-354-3-3         |        |      |                   |
| 10/12/2014.....Kirk Cousins.....at Arizona.....L.....38-24-354-2-3         |        |      |                   |
| 12/8/1962.....Norm Snead.....at Baltimore.....L.....33-18-350-3-3          |        |      |                   |
| 9/11/1989.....Mark Rypien.....vs Giants.....L.....32-22-349-2-1            |        |      |                   |
| 12/1/1985.....Jay Schroeder.....vs San Francisco.....L.....58-30-348-0-2   |        |      |                   |
| 9/21/2003.....Patrick Ramsey.....vs Giants.....L.....45-23-348-2-1         |        |      |                   |
| 11/18/2007.....Jason Campbell.....at Dallas.....L.....54-33-348-2-1        |        |      |                   |
| 11/13/1966.....Sonny Jurgensen.....vs Dallas.....L.....46-26-347-3-0       |        |      |                   |

# MILESTONE GAMES

|                   |                           |                       |          |                      |
|-------------------|---------------------------|-----------------------|----------|----------------------|
| 12/21/2001        | Tony Banks                | vs Carolina           | W        | 30-17-346-1-1        |
| 12/22/1996        | Gus Frerotte              | vs Dallas             | W        | 31-22-346-0-3        |
| 10/28/1962        | Norm Snead                | at Giants             | L        | 40-17-346-4-0        |
| 10/29/1995        | Gus Frerotte              | vs Giants             | L        | 44-24-345-0-4        |
| 12/14/1947        | Sammy Baugh               | vs Boston             | W        | 41-25-343-3-1        |
| 9/21/1986         | Jay Schroeder             | at San Diego          | W        | 36-16-341-0-0        |
| 9/27/2009         | Jason Campbell            | at Detroit            | L        | 41-27-340-2-1        |
| 1/31/1988         | Doug Williams             | vs Denver             | W        | 29-18-340-4-1        |
| 12/13/1981        | Joe Theismann             | vs Baltimore          | W        | 36-23-339-2-1        |
| 11/2/1969         | Sonny Jurgensen           | at Baltimore          | L        | 38-28-339-2-2        |
| 11/16/1969        | Sonny Jurgensen           | vs Dallas             | L        | 35-24-338-4-4        |
| 10/3/1999         | Brad Johnson              | vs Carolina           | W        | 33-20-337-4-0        |
| 1/2/2011          | Rex Grossman              | at Giants             | L        | 44-26-336-2-1        |
| 12/28/2014        | Robert Griffin III        | vs Cowboys            | L        | 41-27-336-1-2        |
| <b>10/4/1987</b>  | <b>Ed Rubbert</b>         | <b>vs St. Louis</b>   | <b>W</b> | <b>24-14-334-3-0</b> |
| 10/22/1967        | Sonny Jurgensen           | at Rams               | T        | 41-18-334-4-0        |
| 10/8/1989         | Mark Rypien               | vs Phoenix            | W        | 42-23-333-3-1        |
| 12/1/1963         | Norm Snead                | vs Baltimore          | L        | 33-18-332-1-2        |
| 9/23/2019         | Case Keenum               | vs Chicago            | L        | 43-40-332-2-3        |
| 9/10/1984         | Joe Theismann             | at San Francisco      | L        | 43-24-331-2-0        |
| 11/29/1987        | Jay Schroeder             | vs Giants             | W        | 46-28-331-3-2        |
| 10/16/2005        | Mark Brunell              | at Kansas City        | L        | 41-25-331-3-0        |
| 10/15/2017        | Kirk Cousins              | vs San Francisco      | W        | 37-25-330-2-1        |
| 10/1/2006         | Mark Brunell              | vs Jacksonville       | W        | 30-18-329-3-1        |
| <b>12/16/2012</b> | <b>Kirk Cousins</b>       | <b>at Cleveland</b>   | <b>W</b> | <b>37-26-329-2-1</b> |
| 9/9/2013          | Robert Griffin III        | vs Philadelphia       | L        | 49-30-329-2-2        |
| 1/10/2016         | Kirk Cousins              | vs Green Bay          | L        | 46-29-329-1-0        |
| 9/12/2016         | Kirk Cousins              | vs Pittsburgh         | L        | 43-30-329-0-2        |
| 10/26/2008        | Jason Campbell            | at Detroit            | W        | 28-23-328-1-0        |
| 9/8/2002          | Shane Matthews            | vs Arizona            | W        | 40-28-327-3-1        |
| 11/12/2017        | Kirk Cousins              | vs Minnesota          | L        | 45-26-327-1-1        |
| 10/15/1967        | Sonny Jurgensen           | at Atlanta            | T        | 41-28-326-3-2        |
| 9/22/2013         | Robert Griffin III        | vs Detroit            | L        | 50-32-326-0-1        |
| 11/17/1991        | Mark Rypien               | at Pittsburgh         | W        | 28-21-325-2-0        |
| 11/23/1986        | Jay Schroeder             | vs Dallas             | W        | 31-16-325-2-1        |
| 9/5/1983          | Joe Theismann             | vs Dallas             | L        | 38-28-325-2-1        |
| 9/27/2004         | Mark Brunell              | vs Dallas             | L        | 43-25-325-2-0        |
| 9/17/1967         | Sonny Jurgensen           | at Philadelphia       | L        | 46-25-324-1-0        |
| 10/31/1983        | Joe Theismann             | at San Diego          | W        | 46-25-324-1-1        |
| 11/15/2015        | Kirk Cousins              | vs New Orleans        | W        | 25-20-324-4-0        |
| <b>9/30/2012</b>  | <b>Robert Griffin III</b> | <b>at Tampa Bay</b>   | <b>W</b> | <b>35-26-323-2-0</b> |
| 10/9/2005         | Mark Brunell              | at Denver             | L        | 53-30-322-0-2        |
| 12/19/2010        | Rex Grossman              | at Dallas             | L        | 43-25-322-4-2        |
| 11/19/2017        | Kirk Cousins              | at New Orleans        | L        | 32-22-322-3-0        |
| 9/14/2008         | Jason Campbell            | vs New Orleans        | W        | 36-24-321-1-0        |
| 12/7/1975         | Billy Kilmer              | at Atlanta            | W        | 38-25-320-3-1        |
| <b>10/13/2002</b> | <b>Patrick Ramsey</b>     | <b>vs New Orleans</b> | <b>L</b> | <b>43-21-320-1-4</b> |
| <b>9/9/2012</b>   | <b>Robert Griffin III</b> | <b>at New Orleans</b> | <b>W</b> | <b>26-19-320-2-0</b> |
| 9/15/2013         | Robert Griffin III        | at Green Bay          | L        | 40-26-320-3-1        |
| 11/29/1964        | Sonny Jurgensen           | vs Giants             | W        | 43-24-319-4-0        |
| 12/20/2015        | Kirk Cousins              | vs Buffalo            | W        | 28-22-319-4-0        |
| 9/13/1981         | Joe Theismann             | vs Giants             | L        | 49-27-318-1-1        |
| 10/25/2015        | Kirk Cousins              | vs Tampa Bay          | W        | 40-33-317-3-0        |
| 9/24/2015         | Kirk Cousins              | at Giants             | L        | 49-30-316-1-2        |
| 12/19/2016        | Kirk Cousins              | vs Carolina           | L        | 47-32-315-0-1        |
| 11/27/2011        | Rex Grossman              | at Seattle            | W        | 35-26-314-2-2        |
| 11/14/1999        | Brad Johnson              | at Philadelphia       | L        | 33-18-313-2-3        |
| 11/25/1984        | Joe Theismann             | vs Buffalo            | W        | 33-26-311-2-1        |
| 11/18/1990        | Mark Rypien               | vs New Orleans        | W        | 38-26-311-4-0        |
| 10/20/1963        | Norm Snead                | at Pittsburgh         | L        | 28-13-309-1-3        |
| 9/26/1971         | Billy Kilmer              | at Giants             | W        | 32-23-309-2-0        |
| 12/7/1986         | Jay Schroeder             | vs Giants             | L        | 51-28-309-1-6        |
| 12/11/1966        | Sonny Jurgensen           | at Dallas             | W        | 33-18-308-3-1        |
| 11/23/1987        | Doug Williams             | vs Rams               | L        | 46-24-308-2-1        |
| 12/11/1949        | Sammy Baugh               | at Rams               | L        | 48-29-308-3-2        |
| 10/19/1980        | Joe Theismann             | vs St. Louis          | W        | 31-21-307-2-1        |
| 11/22/1964        | Sonny Jurgensen           | vs Dallas             | W        | 33-20-307-1-1        |
| 11/4/2018         | Alex Smith                | at Atlanta            | L        | 46-30-306-1-1        |
| 11/9/1980         | Joe Theismann             | at Chicago            | L        | 34-24-305-2-2        |
| 9/11/2011         | Rex Grossman              | vs Giants             | W        | 34-21-305-2-0        |
| <b>11/22/2012</b> | <b>Robert Griffin III</b> | <b>at Dallas</b>      | <b>W</b> | <b>27-19-304-4-1</b> |
| 10/16/1988        | Mark Rypien               | vs Phoenix            | W        | 27-15-303-4-1        |
| 10/13/1974        | Sonny Jurgensen           | vs Miami              | W        | 39-26-303-2-3        |
| 9/25/1988         | Mark Rypien               | at Phoenix            | L        | 41-26-303-3-1        |
| 10/23/2017        | Kirk Cousins              | at Philadelphia       | L        | 40-30-303-3-1        |
| 1/1/1984          | Joe Theismann             | vs Rams               | W        | 23-18-302-2-0        |
| 11/7/1976         | Joe Theismann             | at San Francisco      | W        | 32-20-302-3-2        |
| 12/10/1989        | Mark Rypien               | vs San Diego          | W        | 39-23-302-2-1        |
| 11/29/2015        | Kirk Cousins              | vs Giants             | W        | 29-20-302-1-0        |

|            |                 |              |   |               |
|------------|-----------------|--------------|---|---------------|
| 11/2/1975  | Billy Kilmer    | vs Dallas    | W | 39-21-301-3-4 |
| 11/25/2007 | Jason Campbell  | at Tampa Bay | L | 49-30-301-1-2 |
| 10/23/2016 | Kirk Cousins    | at Detroit   | L | 39-30-301-1-0 |
| 11/23/1969 | Sonny Jurgensen | vs Atlanta   | W | 32-26-300-2-1 |
| 12/13/2015 | Kirk Cousins    | at Chicago   | W | 31-24-300-1-1 |

## 100-YARD RECEIVING GAMES

Entering 2020 season — rookies *stylized*.

| Date              | Player               | Game                   | W/L/T    | Rec-Yds-TD     |
|-------------------|----------------------|------------------------|----------|----------------|
| 10/4/1987         | Anthony Allen        | vs St. Louis           | W        | 7-255-3        |
| 10/27/1986        | Gary Clark           | at NY Giants           | L        | 11-241-1       |
| 12/15/1985        | Art Monk             | vs Cincinnati          | W        | 13-230-1       |
| 11/17/1963        | Bobby Mitchell       | vs Pittsburgh          | L        | 11-218-2       |
| 10/31/1943        | Wilbur Moore         | at Brooklyn            | W        | 7-213-2        |
| <b>9/28/1947</b>  | <b>Hugh Taylor</b>   | <b>at Philadelphia</b> | <b>L</b> | <b>8-212-3</b> |
| 10/22/2000        | Albert Connell       | at Jacksonville        | W        | 7-211-3        |
| <b>10/21/2001</b> | <b>Rod Gardner</b>   | <b>vs Carolina</b>     | <b>W</b> | <b>6-208-1</b> |
| 11/10/1991        | Gary Clark           | vs Atlanta             | W        | 4-203-3        |
| 9/10/1984         | Art Monk             | at San Francisco       | L        | 10-200-0       |
| 11/7/1976         | Frank Grant          | at San Francisco       | W        | 11-200-0       |
| 11/13/1966        | Charley Taylor       | vs Dallas              | L        | 11-199-2       |
| 12/8/1963         | Bobby Mitchell       | at NY Giants           | L        | 8-197-1        |
| 9/9/1984          | Henry Ellard         | at NY Giants           | L        | 10-197-1       |
| 12/7/1952         | Hugh Taylor          | at NY Giants           | W        | 6-196-3        |
| 12/12/1948        | Hugh Taylor          | at NY Giants           | W        | 9-194-2        |
| 1/31/1988         | Ricky Sanders        | vs Denver              | W        | 9-193-2        |
| 10/20/1965        | Gary Clark           | at NY Giants           | L        | 11-193-0       |
| 12/11/1994        | Henry Ellard         | at Arizona             | L        | 8-191-1        |
| 12/13/1987        | Gary Clark           | vs Dallas              | W        | 9-187-1        |
| 10/11/1964        | Bobby Mitchell       | vs Philadelphia        | W        | 12-183-2       |
| 10/2/1983         | Charlie Brown        | vs LA Raiders          | W        | 11-180-1       |
| 9/14/2003         | Laveranues Coles     | at Atlanta             | W        | 11-180-1       |
| 9/27/2009         | Santana Moss         | at Detroit             | L        | 10-178-0       |
| 9/21/1986         | Art Monk             | at San Diego           | W        | 7-174-1        |
| 10/20/1963        | Bobby Mitchell       | at Pittsburgh          | L        | 4-173-0        |
| 10/16/2005        | Santana Moss         | at Kansas City         | L        | 10-173-2       |
| 11/3/2013         | Pierre Garçon        | vs San Diego           | W        | 7-172-0        |
| 1/1/1984          | Charlie Brown        | vs LA Rams             | W        | 6-171-0        |
| 9/24/1961         | Fred Dugan           | at Philadelphia        | L        | 6-168-1        |
| 11/19/1961        | Bill Anderson        | at Dallas              | T        | 10-168-0       |
| 11/4/1990         | Art Monk             | at Detroit             | W        | 13-168-0       |
| 12/17/1989        | Ricky Sanders        | at Atlanta             | W        | 7-167-0        |
| 9/27/2004         | Rod Gardner          | vs Dallas              | L        | 10-167-2       |
| 11/10/1991        | Art Monk             | vs Atlanta             | W        | 7-164-2        |
| 10/10/1965        | Bobby Mitchell       | vs St. Louis           | L        | 8-164-1        |
| 12/26/1987        | Ricky Sanders        | at Minnesota           | W        | 8-164-2        |
| 9/14/2008         | Santana Moss         | vs New Orleans         | W        | 7-164-1        |
| 1/12/1991         | Art Monk             | at San Francisco       | L        | 10-163-1       |
| 9/9/2007          | Antwaan Randle El    | vs Miami               | W        | 5-162-0        |
| 9/25/1994         | Henry Ellard         | vs Atlanta             | L        | 6-162-1        |
| <b>10/28/1945</b> | <b>Steve Bagarus</b> | <b>at NY Giants</b>    | <b>W</b> | <b>8-162-0</b> |
| 9/30/1990         | Gary Clark           | at Phoenix             | W        | 8-162-2        |
| 12/12/1937        | Wayne Millner        | at Chicago             | W        | 9-160-2        |
| 12/24/2005        | Santana Moss         | vs NY Giants           | W        | 5-160-3        |
| 9/12/1999         | Michael Westbrook    | vs Dallas              | L        | 5-159-1        |
| 9/19/2005         | Santana Moss         | at Dallas              | W        | 5-159-2        |
| 10/31/1948        | Dick Todd            | vs Boston              | W        | 5-158-2        |
| 10/28/1982        | Bobby Mitchell       | at NY Giants           | L        | 5-158-2        |
| 10/14/1962        | Bobby Mitchell       | at St. Louis           | T        | 7-158-1        |
| 10/29/1989        | Ricky Sanders        | at LA Raiders          | L        | 12-158-1       |
| 10/6/2014         | DeSean Jackson       | vs Atlanta             | L        | 5-157-1        |
| <b>12/26/1982</b> | <b>Charlie Brown</b> | <b>at New Orleans</b>  | <b>W</b> | <b>4-156-2</b> |
| 11/16/1969        | Charley Taylor       | vs Dallas              | L        | 6-155-1        |
| 11/10/1974        | Charley Taylor       | at Philadelphia        | W        | 9-155-1        |
| 9/17/1989         | Gary Clark           | vs Philadelphia        | L        | 4-153-2        |
| 10/21/1973        | Charley Taylor       | vs St. Louis           | W        | 7-153-1        |
| 12/20/2015        | DeSean Jackson       | vs Buffalo             | W        | 6-153-1        |
| 11/14/1999        | Michael Westbrook    | at Philadelphia        | L        | 4-152-1        |
| 11/23/1986        | Gary Clark           | vs Dallas              | W        | 8-152-1        |
| 10/13/1996        | Henry Ellard         | at New England         | W        | 8-152-1        |
| 11/26/1989        | Art Monk             | vs Chicago             | W        | 9-152-2        |
| 9/17/1950         | Hugh Taylor          | at Baltimore           | W        | 5-150-3        |
| 10/2/1966         | Bobby Mitchell       | vs Pittsburgh          | W        | 6-150-2        |
| 12/1/1985         | Art Monk             | vs San Francisco       | L        | 8-150-1        |
| 09/24/2017        | Chris Thompson       | vs Oakland             | W        | 6-150-1        |

# MILESTONE GAMES

|                   |                            |                             |               |                      |
|-------------------|----------------------------|-----------------------------|---------------|----------------------|
| 12/23/1989        | .....Gary Clark            | .....at Seattle             | .....W        | .....9-149-1         |
| 10/22/1967        | .....Charley Taylor        | .....at Los Angeles         | .....T        | .....3-148-1         |
| 12/13/1981        | .....Art Monk              | .....vs Baltimore           | .....W        | .....7-148-1         |
| 9/30/1966         | .....Bobby Mitchell        | .....vs St. Louis           | .....W        | .....7-147-2         |
| 11/27/1983        | .....Charlie Brown         | .....vs Philadelphia        | .....W        | .....7-147-1         |
| 10/21/1962        | .....Bobby Mitchell        | .....at Philadelphia        | .....W        | .....8-147-2         |
| 12/31/1972        | .....Charley Taylor        | .....vs Dallas              | .....W        | .....7-146-2         |
| 11/19/1939        | .....Andy Farkas           | .....vs Chi. Cardinals      | .....W        | .....3-145-2         |
| 12/11/1966        | .....Charley Taylor        | .....at Dallas              | .....W        | .....4-145-1         |
| 9/11/1988         | .....Ricky Sanders         | .....vs Pittsburgh          | .....W        | .....5-145-1         |
| <b>11/8/1981</b>  | <b>.....Virgil Seay</b>    | <b>.....vs Detroit</b>      | <b>.....W</b> | <b>.....8-145-0</b>  |
| 10/29/1989        | .....Gary Clark            | .....at LA Raiders          | .....L        | .....8-145-1         |
| 12/3/1967         | .....Jerry Smith           | .....vs Philadelphia        | .....T        | .....9-145-2         |
| 9/8/2008          | .....Santana Moss          | .....at Dallas              | .....W        | .....8-145-0         |
| 9/21/1986         | .....Gary Clark            | .....at San Diego           | .....W        | .....6-144-1         |
| 10/30/1949        | .....Harold Crisler        | .....at NY Bulldogs         | .....T        | .....8-144-0         |
| 9/17/1967         | .....Charley Taylor        | .....at Philadelphia        | .....L        | .....8-144-0         |
| 12/23/2013        | .....Pierre Garçon         | .....vs Dallas              | .....L        | .....11-144-1        |
| 9/11/1989         | .....Ricky Sanders         | .....vs NY Giants           | .....L        | .....6-143-1         |
| 10/26/1947        | .....Eddie Saenz           | .....vs Chicago             | .....L        | .....9-143-1         |
| 9/15/2013         | .....Pierre Garçon         | .....at Green Bay           | .....L        | .....8-143-1         |
| 10/4/1958         | .....John Carson           | .....at Chi. Cardinals      | .....L        | .....8-142-1         |
| 9/24/1950         | .....Howie Livingston      | .....at Green Bay           | .....L        | .....4-141-2         |
| 10/2/1988         | .....Ricky Sanders         | .....vs NY Giants           | .....L        | .....7-141-2         |
| 10/7/1984         | .....Art Monk              | .....at Indianapolis        | .....W        | .....8-141-3         |
| 11/23/2017        | .....Jamison Crowder       | .....vs NY Giants           | .....W        | .....7-141-1         |
| 12/16/1962        | .....Dick James            | .....vs Pittsburgh          | .....L        | .....5-140-2         |
| 11/20/1983        | .....Charlie Brown         | .....at LA Rams             | .....W        | .....8-140-1         |
| 10/3/1999         | .....Michael Westbrook     | .....vs Carolina            | .....W        | .....8-140-2         |
| 10/26/2008        | .....Santana Moss          | .....at Detroit             | .....W        | .....9-140-1         |
| 11/2/1952         | .....Hugh Taylor           | .....vs Pittsburgh          | .....L        | .....4-139-1         |
| 11/28/1965        | .....Charley Taylor        | .....vs Dallas              | .....W        | .....7-139-1         |
| 10/10/1976        | .....Frank Grant           | .....vs Kansas City         | .....L        | .....8-138-1         |
| 10/1/2006         | .....Santana Moss          | .....vs Jacksonville        | .....W        | .....4-138-3         |
| 9/21/2014         | .....Pierre Garçon         | .....at Philadelphia        | .....L        | .....11-138-1        |
| 9/12/1999         | .....Albert Connell        | .....vs Dallas              | .....L        | .....4-137-1         |
| 1/8/1984          | .....Charlie Brown         | .....vs San Francisco       | .....W        | .....5-137-1         |
| 12/18/1966        | .....Jerry Smith           | .....vs Philadelphia        | .....L        | .....7-137-2         |
| 12/13/1971        | .....Roy Jefferson         | .....at Los Angeles         | .....W        | .....8-137-2         |
| 10/9/1949         | .....Hugh Taylor           | .....vs NY Giants           | .....L        | .....4-136-2         |
| 12/16/1984        | .....Art Monk              | .....vs St. Louis           | .....W        | .....11-136-2        |
| 10/27/2014        | .....DeSean Jackson        | .....at Dallas              | .....W        | .....6-136-0         |
| 12/7/1975         | .....Frank Grant           | .....at Atlanta             | .....W        | .....5-135-1         |
| 9/16/1962         | .....Bobby Mitchell        | .....at Dallas              | .....T        | .....6-135-2         |
| 10/29/1995        | .....Leslie Shepherd       | .....vs NY Giants           | .....L        | .....7-135-0         |
| 11/22/1998        | .....Michael Westbrook     | .....vs Arizona             | .....L        | .....10-135-3        |
| 10/3/1999         | .....Albert Connell        | .....vs Carolina            | .....W        | .....5-134-2         |
| 10/1/1972         | .....Charley Taylor        | .....at New England         | .....L        | .....7-134-2         |
| 9/12/1982         | .....Art Monk              | .....at Philadelphia        | .....W        | .....8-134-1         |
| 9/30/1979         | .....Danny Buggs           | .....at Atlanta             | .....W        | .....10-134-0        |
| <b>10/20/2013</b> | <b>.....Jordan Reed</b>    | <b>.....vs Chicago</b>      | <b>.....W</b> | <b>.....9-134-1</b>  |
| 9/20/1998         | .....Michael Westbrook     | .....at Seattle             | .....L        | .....7-132-2         |
| 11/4/1990         | .....Gary Clark            | .....at Detroit             | .....W        | .....8-132-1         |
| 9/23/1973         | .....Charley Taylor        | .....at St. Louis           | .....L        | .....9-132-1         |
| 11/4/1990         | .....Ricky Sanders         | .....at Detroit             | .....W        | .....11-132-0        |
| 12/17/1989        | .....Art Monk              | .....at Atlanta             | .....W        | .....6-131-2         |
| 9/8/2002          | .....Rod Gardner           | .....vs Arizona             | .....W        | .....7-131-1         |
| 11/18/1990        | .....Gary Clark            | .....vs New Orleans         | .....W        | .....8-131-2         |
| <b>11/15/2015</b> | <b>.....Matt Jones</b>     | <b>.....vs New Orleans</b>  | <b>.....W</b> | <b>.....3-131-1</b>  |
| 12/6/1987         | .....Gary Clark            | .....at St. Louis           | .....W        | .....5-130-1         |
| 12/4/1994         | .....Desmond Howard        | .....at Tampa Bay           | .....L        | .....5-130-1         |
| 9/26/1948         | .....Harold Crisler        | .....vs Pittsburgh          | .....W        | .....6-130-0         |
| 11/18/1985        | .....Art Monk              | .....vs NY Giants           | .....W        | .....7-130-0         |
| 11/17/1991        | .....Art Monk              | .....at Pittsburgh          | .....W        | .....8-130-1         |
| <b>12/7/1986</b>  | <b>.....Kelvin Bryant</b>  | <b>.....vs NY Giants</b>    | <b>.....L</b> | <b>.....13-130-1</b> |
| <b>12/15/2019</b> | <b>.....Terry McLaurin</b> | <b>.....vs Philadelphia</b> | <b>.....L</b> | <b>.....5-130-1</b>  |
| 12/15/1991        | .....Gary Clark            | .....vs NY Giants           | .....W        | .....3-129-2         |
| 12/13/1986        | .....Art Monk              | .....at Denver              | .....L        | .....6-129-1         |
| 15/15/2013        | .....Pierre Garçon         | .....at Atlanta             | .....L        | .....7-129-1         |
| 12/26/2015        | .....Jordan Reed           | .....at Philadelphia        | .....W        | .....9-129-2         |
| 9/20/1981         | .....Art Monk              | .....at St. Louis           | .....L        | .....4-129-1         |
| 12/4/1988         | .....Ricky Sanders         | .....at Philadelphia        | .....W        | .....10-128-1        |
| 11/10/1940        | .....Dick Todd             | .....at Brooklyn            | .....L        | .....7-126-0         |
| 11/24/1996        | .....Michael Westbrook     | .....vs San Francisco       | .....L        | .....7-126-0         |
| 1/11/1987         | .....Art Monk              | .....at NY Giants           | .....L        | .....8-126-0         |
| 12/20/2014        | .....DeSean Jackson        | .....vs Philadelphia        | .....W        | .....4-126-0         |
| 9/26/1971         | .....Charley Taylor        | .....at NY Giants           | .....W        | .....6-125-2         |
| 10/24/1971        | .....Charley Taylor        | .....at Kansas City         | .....L        | .....7-125-2         |
| 12/26/1999        | .....Michael Westbrook     | .....at San Francisco       | .....W        | .....7-125-1         |

|                   |                            |                             |               |                     |
|-------------------|----------------------------|-----------------------------|---------------|---------------------|
| 11/23/1997        | .....Michael Westbrook     | .....vs NY Giants           | .....T        | .....9-125-0        |
| 11/9/2003         | .....Laveranues Coles      | .....vs Seattle             | .....W        | .....5-125-1        |
| <b>9/8/2019</b>   | <b>.....Terry McLaurin</b> | <b>.....at Philadelphia</b> | <b>.....L</b> | <b>.....5-125-1</b> |
| 11/4/2018         | .....Maurice Harris        | .....vs Atlanta             | .....L        | .....10-124-0       |
| <b>11/28/1992</b> | <b>.....Charlie Brown</b>  | <b>.....vs Philadelphia</b> | <b>.....W</b> | <b>.....3-124-1</b> |
| 11/27/1966        | .....Charley Taylor        | .....vs NY Giants           | .....W        | .....6-124-2        |
| 10/11/1970        | .....Charley Taylor        | .....vs Detroit             | .....W        | .....6-124-2        |
| <b>11/9/1980</b>  | <b>.....Art Monk</b>       | <b>.....at Chicago</b>      | <b>.....L</b> | <b>.....8-124-0</b> |
| 11/26/1989        | .....Gary Clark            | .....vs Chicago             | .....W        | .....8-124-1        |
| 9/6/1981          | .....Joe Washington        | .....vs Dallas              | .....L        | .....10-124-1       |
| 9/26/2010         | .....Santana Moss          | .....at St. Louis           | .....L        | .....6-124-1        |
| 9/27/1959         | .....Bill Anderson         | .....at Chi. Cardinals      | .....L        | .....6-123-0        |
| 11/2/1986         | .....Gary Clark            | .....vs Minnesota           | .....W        | .....6-123-1        |
| 9/27/1981         | .....Terry Metcalf         | .....at Philadelphia        | .....L        | .....8-123-0        |
| 11/26/1967        | .....Charley Taylor        | .....at Cleveland           | .....L        | .....11-123-2       |
| 12/3/2006         | .....Santana Moss          | .....vs Atlanta             | .....T        | .....7-123-1        |
| 11/30/2014        | .....Jordan Reed           | .....at Indianapolis        | .....L        | .....9-123-0        |
| 10/29/2017        | .....Jamison Crowder       | .....vs Dallas              | .....L        | .....9-123-0        |
| <b>12/8/1962</b>  | <b>.....Leroy Jackson</b>  | <b>.....at Baltimore</b>    | <b>.....L</b> | <b>.....3-123-1</b> |
| 9/15/1963         | .....Bobby Mitchell        | .....at Cleveland           | .....L        | .....4-122-1        |
| 9/24/2000         | .....Albert Connell        | .....at NY Giants           | .....W        | .....4-122-0        |
| 12/8/2002         | .....Derrius Thompson      | .....vs NY Giants           | .....L        | .....6-122-0        |
| 12/30/1984        | .....Art Monk              | .....vs Chicago             | .....L        | .....10-122-0       |
| 10/3/2004         | .....Laveranues Coles      | .....at Cleveland           | .....L        | .....7-122-0        |
| 10/22/1950        | .....Hugh Taylor           | .....vs Chi. Cardinals      | .....L        | .....4-121-3        |
| 9/15/1968         | .....Gerry Allen           | .....at Chicago             | .....W        | .....4-121-1        |
| 10/10/1943        | .....Wilbur Moore          | .....vs Brooklyn            | .....W        | .....5-121-2        |
| 11/26/2000        | .....James Thrash          | .....vs Philadelphia        | .....L        | .....5-121-1        |
| 11/9/1958         | .....Jim Podoley           | .....vs Chi. Cardinals      | .....W        | .....5-121-2        |
| 11/18/2007        | .....Santana Moss          | .....at Dallas              | .....L        | .....9-121-1        |
| 11/13/1988        | .....Craig McEwen          | .....vs Chicago             | .....L        | .....3-120-0        |
| 12/13/1970        | .....Jon Henderson         | .....vs Philadelphia        | .....W        | .....6-120-1        |
| 12/17/1988        | .....Ricky Sanders         | .....at Cincinnati          | .....L        | .....6-120-1        |
| 10/8/1961         | .....Fred Dugan            | .....at Cleveland           | .....L        | .....7-120-0        |
| 11/2/2014         | .....DeSean Jackson        | .....at Minnesota           | .....L        | .....4-120-1        |
| 12/13/2015        | .....Jordan Reed           | .....at Chicago             | .....W        | .....9-120-1        |
| 1/10/2016         | .....Jordan Reed           | .....vs Green Bay           | .....L        | .....9-120-1        |
| 12/15/1974        | .....Frank Grant           | .....vs Chicago             | .....W        | .....4-119-0        |
| 11/19/1978        | .....John McDaniel         | .....vs St. Louis           | .....L        | .....4-119-1        |
| 11/14/1948        | .....Harold Crisler        | .....vs Detroit             | .....W        | .....5-119-0        |
| 11/8/1987         | .....Gary Clark            | .....at Philadelphia        | .....L        | .....5-119-1        |
| 10/20/1996        | .....Henry Ellard          | .....vs NY Giants           | .....W        | .....5-119-0        |
| 12/11/1983        | .....Art Monk              | .....at Dallas              | .....W        | .....6-119-1        |
| 9/18/1966         | .....Bobby Mitchell        | .....at St. Louis           | .....L        | .....9-119-1        |
| 11/7/2013         | .....Pierre Garçon         | .....at Minnesota           | .....L        | .....7-119-1        |
| 12/7/1947         | .....Eddie Saenz           | .....at NY Giants           | .....L        | .....7-118-1        |
| 10/16/1949        | .....Harold Crisler        | .....vs NY Bulldogs         | .....W        | .....7-118-3        |
| 12/12/1965        | .....Bobby Mitchell        | .....vs NY Giants           | .....L        | .....8-118-1        |
| 12/21/1985        | .....Gary Clark            | .....at St. Louis           | .....W        | .....8-118-1        |
| 12/7/1980         | .....Clarence Harmon       | .....vs San Diego           | .....W        | .....12-118-0       |
| 9/14/2003         | .....Rod Gardner           | .....at Atlanta             | .....W        | .....9-118-1        |
| 10/10/2010        | .....Santana Moss          | .....vs Green Bay           | .....L        | .....7-118-0        |
| 11/24/2016        | .....DeSean Jackson        | .....at Dallas              | .....L        | .....4-118-1        |
| 10/29/1944        | .....Joe Aguirre           | .....vs Chi. Cardinals      | .....W        | .....3-117-2        |
| 11/25/1962        | .....Dick James            | .....vs NY Giants           | .....L        | .....5-117-2        |
| 9/24/1937         | .....Wayne Millner         | .....vs Chi. Cardinals      | .....L        | .....7-117-0        |
| 11/29/1964        | .....Preston Carpenter     | .....vs NY Giants           | .....W        | .....7-117-1        |
| 9/21/2014         | .....DeSean Jackson        | .....at Philadelphia        | .....L        | .....5-117-1        |
| 11/28/1968        | .....Jerry Smith           | .....at Dallas              | .....L        | .....6-116-1        |
| 12/13/1998        | .....Albert Connell        | .....at Carolina            | .....W        | .....8-116-1        |
| 12/1/1985         | .....Gary Clark            | .....vs San Francisco       | .....L        | .....10-116-0       |
| 10/9/2005         | .....Santana Moss          | .....at Denver              | .....L        | .....8-116-0        |
| 11/20/2016        | .....Pierre Garçon         | .....vs Green Bay           | .....W        | .....6-116-1        |
| 9/13/1964         | .....Bobby Mitchell        | .....vs Cleveland           | .....L        | .....4-115-0        |
| 11/29/1984        | .....Calvin Muhammad       | .....at Minnesota           | .....W        | .....5-115-1        |
| 12/30/2007        | .....Santana Moss          | .....vs Dallas              | .....W        | .....8-115-1        |
| 11/20/2011        | .....Jabar Gaffney         | .....vs Dallas              | .....L        | .....7-115-1        |
| 10/12/2014        | .....DeSean Jackson        | .....at Arizona             | .....L        | .....3-115-1        |
| 11/17/1968        | .....Charley Taylor        | .....vs Dallas              | .....L        | .....5-114-2        |
| 10/15/1967        | .....Bobby Mitchell        | .....at Atlanta             | .....T        | .....6-114-1        |
| 9/24/1989         | .....Art Monk              | .....at Dallas              | .....W        | .....6-114-0        |
| 1/26/1992         | .....Gary Clark            | .....vs Buffalo             | .....W        | .....7-114-1        |
| 12/20/1992        | .....Ricky Sanders         | .....at Philadelphia        | .....L        | .....7-114-1        |
| 12/2/1962         | .....Bobby Mitchell        | .....vs Philadelphia        | .....L        | .....8-114-0        |
| 12/24/2016        | .....DeSean Jackson        | .....at Chicago             | .....W        | .....5-114-0        |
| 10/2/1953         | .....Hugh Taylor           | .....at Philadelphia        | .....T        | .....4-113-2        |
| 11/8/1964         | .....Bobby Mitchell        | .....at Cleveland           | .....L        | .....7-113-2        |
| 1/26/1992         | .....Art Monk              | .....vs Buffalo             | .....W        | .....7-113-0        |
| 11/30/1947        | .....Bob Nussbaumer        | .....at Boston              | .....L        | .....8-113-1        |

# MILESTONE GAMES

|   |
|---|
| 10/15/1939.....Andy Farkas.....vs Pittsburgh.....W.....3-112-1            |
| 10/13/1963.....Bobby Mitchell.....vs Philadelphia.....L.....3-112-2       |
| 10/22/1995.....Henry Ellard.....vs Detroit.....W.....6-112-1              |
| 11/29/1987.....Gary Clark.....vs NY Giants.....W.....7-112-1              |
| 10/23/2005.....Santana Moss.....vs San Francisco.....W.....5-112-1        |
| 10/19/1952.....Hugh Taylor.....at Pittsburgh.....W.....3-111-2            |
| 10/3/1949.....Hugh Taylor.....at Pittsburgh.....W.....5-111-2             |
| 11/18/1979.....Danny Buggs.....vs Dallas.....W.....5-111-0                |
| 10/29/1995.....Gary Clark.....vs NY Giants.....L.....6-111-0              |
| 10/13/1974.....Roy Jefferson.....vs Miami.....W.....7-111-1               |
| 10/2/1954.....Hugh Taylor.....at Pittsburgh.....L.....8-111-0             |
| 11/6/1966.....Charley Taylor.....at Baltimore.....L.....8-111-1           |
| 12/18/2004.....Rod Gardner.....at San Francisco.....W.....6-111-0         |
| 12/19/2016.....DeSean Jackson.....vs Carolina.....L.....7-111-0           |
| 12/16/1984.....Calvin Muhammad.....vs St. Louis.....W.....5-110-0         |
| 10/8/1998.....Henry Ellard.....at Philadelphia.....L.....5-110-2          |
| 11/23/1969.....Charlie Harraway.....vs Atlanta.....W.....6-110-1          |
| 1/8/1983.....Alvin Garrett.....vs Detroit.....W.....6-110-3               |
| 11/29/1998.....Stephen Davis.....at Oakland.....W.....7-110-1             |
| 10/17/1999.....Albert Connell.....at Arizona.....W.....8-110-0            |
| 10/12/1969.....Bob Long.....vs St. Louis.....W.....9-110-0                |
| 1/3/2010.....Malcolm Kelly.....at San Diego.....L.....5-109-0             |
| 11/21/1948.....Harold Crisler.....at Philadelphia.....L.....2-109-2       |
| 11/9/1975.....Frank Grant.....at NY Giants.....W.....2-109-1              |
| 11/29/1970.....Walt Roberts.....vs NY Giants.....L.....4-109-1            |
| 9/14/1998.....Michael Westbrook.....vs San Francisco.....L.....5-109-0    |
| 10/30/1949.....Hugh Taylor.....at NY Bulldogs.....T.....6-109-1           |
| 12/8/1985.....Art Monk.....at Philadelphia.....W.....7-109-0              |
| 10/5/2008.....Chris Cooley.....at Philadelphia.....W.....8-109-1          |
| 9/9/2012.....Pierre Garcon.....at New Orleans.....W.....4-109-2           |
| <b>1/3/2016.....Jamison Crowder.....at Dallas.....W.....5-109-1</b>       |
| 12/26/1943.....Wilbur Moore.....at Chicago.....L.....5-108-0              |
| 12/6/1959.....Bill Anderson.....vs Philadelphia.....L.....5-108-1         |
| 12/5/1999.....Michael Westbrook.....at Detroit.....L.....5-108-1          |
| 10/23/1994.....Henry Ellard.....at Indianapolis.....W.....6-108-0         |
| <b>10/19/1987.....Craig McEwen.....at Dallas.....W.....7-108-0</b>        |
| 11/23/1969.....Bob Long.....vs Atlanta.....W.....10-108-0                 |
| 10/23/2016.....Jamison Crowder.....at Detroit.....L.....7-108-0           |
| 11/22/1964.....Angelo Coia.....vs Dallas.....W.....6-107-1                |
| 9/1/1991.....Gary Clark.....vs Detroit.....W.....6-107-1                  |
| 12/8/1962.....Bobby Mitchell.....at Baltimore.....L.....7-107-0           |
| 11/20/1994.....Desmond Howard.....at Dallas.....L.....7-107-1             |
| 11/22/1998.....Leslie Shepherd.....vs Arizona.....L.....7-107-1           |
| 10/30/2016.....Jamison Crowder.....at Cincinnati.....T.....9-107-1        |
| 10/4/1959.....Bill Anderson.....at Pittsburgh.....W.....3-106-1           |
| 11/3/1940.....James Johnston.....vs Pittsburgh.....W.....4-106-2          |
| 11/2/1958.....Joe Walton.....at Pittsburgh.....L.....4-106-1              |
| 10/4/1992.....Gary Clark.....at Phoenix.....L.....4-106-0                 |
| 12/12/1954.....Hugh Taylor.....vs Chi. Cardinals.....W.....5-106-3        |
| 9/28/1975.....Roy Jefferson.....vs NY Giants.....W.....5-106-2            |
| 12/26/1999.....Albert Connell.....at San Francisco.....W.....5-106-0      |
| 11/26/1967.....Bobby Mitchell.....at Cleveland.....L.....6-106-1          |
| 11/3/1985.....Art Monk.....at Atlanta.....W.....6-106-1                   |
| 10/1/1967.....Charley Taylor.....vs NY Giants.....W.....7-106-0           |
| 9/20/1981.....Ricky Thompson.....at St. Louis.....L.....7-106-2           |
| 10/31/1983.....Art Monk.....at San Diego.....W.....7-106-0                |
| 9/16/1990.....Gary Clark.....at San Francisco.....L.....7-106-0           |
| 10/13/1991.....Art Monk.....vs Cleveland.....W.....7-106-1                |
| 9/4/2003.....Laveranues Coles.....vs NY Jets.....W.....5-106-0            |
| <b>11/13/2011.....Leonard Hankerson.....at Miami.....L.....8-106-0</b>    |
| 11/21/2010.....Santana Moss.....at Tennessee.....W.....6-106-1            |
| 12/3/2012.....Pierre Garcon.....vs NY Giants.....W.....8-106-1            |
| <b>12/14/1958.....Bill Anderson.....vs Philadelphia.....W.....3-105-1</b> |
| 10/9/1966.....Charley Taylor.....vs Atlanta.....W.....3-105-1             |
| 12/16/1973.....Larry Brown.....vs Philadelphia.....W.....3-105-3          |
| 10/17/1983.....Art Monk.....at Green Bay.....L.....5-105-0                |
| 11/2/1975.....Frank Grant.....vs Dallas.....W.....6-105-1                 |
| 11/11/1984.....Calvin Muhammad.....vs Detroit.....W.....7-105-0           |
| 9/4/1994.....Henry Ellard.....vs Seattle.....L.....7-105-0                |
| 9/21/2003.....Laveranues Coles.....vs NY Giants.....L.....7-105-0         |
| 10/14/2007.....Chris Cooley.....at Green Bay.....L.....9-105-1            |
| 9/11/2011.....Fred Davis.....vs NY Giants.....W.....5-105-0               |
| <b>11/6/2011.....Roy Helu, Jr.....vs San Francisco.....L.....14-105-0</b> |
| 10/15/2017.....Chris Thompson.....vs San Francisco.....W.....4-105-0      |
| 11/18/2001.....Michael Westbrook.....at Denver.....W.....9-104-1          |
| <b>10/13/1957.....Jim Podoley.....vs NY Giants.....L.....3-104-1</b>      |
| 12/11/1988.....Terry Orr.....vs Dallas.....L.....3-104-1                  |
| 9/27/1998.....Michael Westbrook.....vs Denver.....L.....3-104-1           |

|  |
|--|
| 10/28/1984.....Art Monk.....at NY Giants.....L.....4-104-0               |
| 10/6/1957.....John Carson.....at Cardinals.....W.....5-104-1             |
| 10/14/1984.....Calvin Muhammad.....vs Dallas.....W.....5-104-1           |
| <b>12/13/1981.....Virgil Seay.....vs Baltimore.....W.....7-104-1</b>     |
| 10/4/1970.....Jerry Smith.....at Philadelphia.....W.....8-104-1          |
| 11/25/1984.....Art Monk.....vs Buffalo.....W.....11-104-1                |
| 10/31/1948.....Tom Farmer.....vs Boston.....W.....5-103-0                |
| 11/12/1967.....Bobby Mitchell.....vs San Francisco.....W.....5-103-0     |
| 11/10/1985.....Art Monk.....vs Dallas.....L.....5-103-0                  |
| 9/28/1986.....Art Monk.....vs Seattle.....W.....5-103-0                  |
| <b>11/18/1945.....Steve Bagarus.....vs Chicago.....W.....6-103-1</b>     |
| <b>11/23/1947.....Paul McKee.....vs Chi. Cardinals.....W.....7-103-2</b> |
| 12/9/1968.....Jerry Smith.....vs Cleveland.....L.....7-103-1             |
| 12/11/1988.....Art Monk.....vs Dallas.....L.....7-103-0                  |
| 12/30/2006.....Santana Moss.....vs NY Giants.....L.....6-103-1           |
| 11/01/1950.....Hugh Taylor.....vs Pittsburgh.....L.....4-102-1           |
| <b>10/26/1947.....Joe Duckworth.....vs Chicago.....L.....5-102-2</b>     |
| 11/2/1986.....Art Monk.....vs Minnesota.....W.....6-102-1                |
| 11/5/2000.....James Thrash.....at Arizona.....L.....6-102-0              |
| 10/22/1967.....Jerry Smith.....at Los Angeles.....T.....7-102-3          |
| 10/19/1970.....Charley Taylor.....at Oakland.....L.....7-102-1           |
| 11/26/1967.....A.D. Whitfield.....at Cleveland.....L.....8-102-0         |
| 9/13/1987.....Gary Clark.....vs Philadelphia.....W.....8-102-0           |
| 10/8/1989.....Art Monk.....vs Phoenix.....W.....8-102-1                  |
| 9/12/2016.....DeSean Jackson.....vs Pittsburgh.....L.....6-102-0         |
| 11/20/2016.....Jamison Crowder.....vs Green Bay.....W.....3-102-1        |
| 12/11/2016.....DeSean Jackson.....at Philadelphia.....W.....3-102-1      |
| 10/13/1940.....Dick Todd.....vs Chi. Cardinals.....W.....2-101-1         |
| 9/11/1989.....Gary Clark.....vs NY Giants.....L.....6-101-0              |
| 10/31/1983.....Charlie Brown.....at San Diego.....W.....8-101-0          |
| 11/12/1967.....Jerry Smith.....vs San Francisco.....W.....9-101-2        |
| 9/5/1983.....Alvin Garrett.....vs Dallas.....L.....10-101-0              |
| 12/6/2009.....Devin Thomas.....vs New Orleans.....L.....7-100-2          |
| 11/15/1953.....Hugh Taylor.....vs Chicago.....L.....2-100-1              |
| 10/31/1943.....Joe Aguirre.....at Brooklyn.....W.....4-100-2             |
| 11/3/1963.....Bobby Mitchell.....at Dallas.....L.....5-100-0             |
| 11/15/1970.....Charley Taylor.....at NY Giants.....L.....5-100-1         |
| 10/13/1957.....John Carson.....vs NY Giants.....L.....6-100-1            |
| 10/22/1972.....Larry Brown.....vs Dallas.....W.....7-100-1               |
| 12/5/1982.....Art Monk.....vs Dallas.....L.....7-100-0                   |
| 9/7/1986.....Gary Clark.....vs Philadelphia.....W.....7-100-0            |
| 1/9/1993.....Gary Clark.....at San Francisco.....L.....7-100-0           |
| 11/10/2002.....Rod Gardner.....at Jacksonville.....L.....7-100-1         |
| 10/7/2007.....Antwan Randle El.....vs Detroit.....W.....7-100-0          |
| 12/19/2010.....Anthony Armstrong.....at Dallas.....L.....5-100-0         |
| <b>10/13/2019.....Terry McLaurin.....at Miami.....W.....4-100-2</b>      |

# MILESTONE GAMES

## MILESTONE GAME FACTS & FIGURES

Who has the most 100- or 300-yard games in team history? What is the team's record in these contests? Find out below.

### TOP TEN: 100-YARD RUSHING GAMES

| Rank | Player         | No. of Games |
|------|----------------|--------------|
| 1    | Clinton Portis | 26           |
| 2    | John Riggins   | 25           |
| 3    | Larry Brown    | 21           |
| 4    | Stephen Davis  | 19           |
| 5    | Alfred Morris  | 13           |
| 6t   | Earnest Byner  | 12           |
| 6t   | George Rogers  | 12           |
| 6t   | Terry Allen    | 12           |
| 9t   | Cliff Battles  | 9            |
| 9t   | Ladell Betts   | 9            |

### TOP TEN: 300-YARD PASSING GAMES

| Rank | Player             | No. of Games |
|------|--------------------|--------------|
| 1    | Kirk Cousins       | 25           |
| 2    | Sonny Jurgensen    | 15           |
| 3    | Joe Theismann      | 14           |
| 4    | Mark Rypien        | 11           |
| 5t   | Sammy Baugh        | 7            |
| 5t   | Jay Schroeder      | 7            |
| 5t   | Robert Griffin III | 7            |
| 8    | Jason Campbell     | 6            |
| 9    | Norm Snead         | 5            |
| 10t  | Brad Johnson       | 4            |
| 10t  | Mark Brunell       | 4            |
| 10t  | Rex Grossman       | 4            |

### TOP TEN: 100-YARD RECEIVING GAMES

| Rank | Player            | No. of Games |
|------|-------------------|--------------|
| 1    | Art Monk          | 36           |
| 2    | Gary Clark        | 28           |
| 3    | Bobby Mitchell    | 23           |
| 4    | Charley Taylor    | 22           |
| 5    | Santana Moss      | 17           |
| 6    | Hugh Taylor       | 15           |
| 7t   | DeSean Jackson    | 12           |
| 7t   | Michael Westbrook | 12           |
| 9    | Ricky Sanders     | 11           |
| 10   | Henry Ellard      | 10           |

### TOTALS

Players to record at least one 100-yard rushing game: 56  
Total number of individual 100-yard rushing performances: 253

Players to record at least one 300-yard passing game: 26  
Total number of individual 300-yard passing performances: 133

Players to record at least one 100-yard receiving game: 81  
Total number of individual 100-yard receiving performances: 348

### RECORD WHEN...

... a player rushes for 100 yards or more: 189-60-1  
... two players rush for 100 yards or more: 4-0  
... a player passes for 300 yards or more: 63-66-4  
... at least one player posts 100 receiving yards: 163-141-10  
... only one player posts 100 or more receiving yards: 144-128-8  
... only two players post 100 or more receiving yards: 17-12-2  
... three players register 100 or more receiving yards: 1-1  
... at least one player posts 150 or more receiving yards: 38-25-2  
... at least one player posts 200 or more receiving yards: 7-4

# OVERTIME GAMES

In 1974, the NFL established overtime to decide regular season games. Since then, Washington has compiled a 25-16-2 record in overtime games.

**Nov. 2, 1975 - RFK Stadium**  
**Washington 30, Dallas 24**

Ken Houston returned a Roger Staubach interception 14 yards, and Billy Kilmer scored the winning touchdown after 6:34 of overtime action.

**Nov. 16, 1975 - Busch Stadium**  
**St. Louis 20, Washington 17**

The Cards scored with 20 seconds remaining on a catch by Mel Gray to force overtime. St. Louis won the coin toss and marched to set up a 37-yard Jim Bakken field goal to win after seven minutes of play.

**Nov. 23, 1975 - RFK Stadium**  
**Oakland 26, Washington 23**

George Blanda's 27-yard field goal decided the contest after 7:13.

**Sept. 27, 1976 - Veterans Stadium**  
**Washington 20, Philadelphia 17**

Mark Moseley's 29-yard field goal won the Monday night game with 12:49 elapsed in overtime.

**Nov. 12, 1978 - RFK Stadium**  
**Washington 16, New York Giants 13**

Washington won on Moseley's 45-yard field goal after 3:32 elapsed.

**Nov. 15, 1981 - Giants Stadium**  
**Washington 30, New York Giants 27**

Moseley kicked a 49-yard field goal on the game's final play to force overtime and a 48-yard field goal to win with 3:44 elapsed.

**Sept. 12, 1982 - Veterans Stadium**  
**Washington 37, Philadelphia 34**

Washington sent the game into overtime on a 48-yard field goal by Moseley with :01 to play. Moseley won the game with a 26-yarder.

**Nov. 2, 1986 - RFK Stadium**  
**Washington 44, Minnesota 38**

Jay Schroeder engineered a four-play, 63-yard drive ending with a Gary Clark 38-yard touchdown pass.

**Dec. 26, 1987 - Metrodome**  
**Washington 27, Minnesota 24**

Ricky Sanders' 51-yard touchdown reception from Doug Williams with less than two minutes remaining tied the score at 24. Ali Haji-Sheikh kicked the 26-yard game-winning field goal after Sanders' 36-yard kickoff return in overtime.

**Dec. 17, 1988 - Riverfront Stadium**  
**Cincinnati 20, Washington 17**

Jim Breech connected from 20 yards out seven minutes into sudden death.

**Nov. 4, 1990 - Pontiac Silverdome**  
**Washington 41, Detroit 38**

Chip Lohmiller's 34-yard field goal 9:10 into overtime capped the Washington comeback that equalled the team's greatest in history. Down by 21 points in the third quarter and 17 points entering the fourth, Jeff Rutledge's 12-yard run tied the game with :18 seconds remaining.

**Nov. 3, 1991 - RFK Stadium**  
**Washington 16, Houston 13**

Darrell Green intercepted a Warren Moon pass which set-up Lohmiller's 41-yard field goal 5:01 into overtime moving Washington to a 9-0 record. The Oilers tied the game with less than two minutes in regulation and had a chance to win after Brian Mitchell fumbled the kickoff, but Ian Howfield's 33-yard attempt sailed wide left.

**Oct. 16, 1994 - RFK Stadium**  
**Arizona 19, Washington 16**

Arizona scored the tying touchdown with :19 left in regulation. Arizona's game-winner was set up by Terry Hoage, who intercepted a Heath Shuler pass and returned it 12 yards to the 23. Peterson kicked the game-winning 29-yard field goal.

**Oct. 8, 1995 - Veterans Stadium**  
**Philadelphia 37, Washington 34**

Down 10 points in the 4th quarter, Gus Frerotte guided the team back with a touchdown pass to Henry Ellard and Eddie Murray's 46-yard field goal tied it up with :52 left. In OT, Washington stalled on its opening drive and the Eagles' Gary Anderson won the game with a 35-yard field goal.

**Oct. 22, 1995 - RFK Stadium**  
**Washington 36, Detroit 30**

Trailing 30-27, Eddie Murray's 39-yard field goal tied it with :04 to play. Darrell Green's seven-yard interception return of a Scott Mitchell pass for a touchdown 3:41 into overtime ended the game.

**Nov. 10, 1996 - RFK Stadium**  
**Arizona 37, Washington 34**

In one of the most bizarre games in Washington history, the team led by 14 points in the fourth quarter only to squander the lead. The Cardinals won the coin toss and drove to the Washington 15, only to have Kevin Butler miss. Scott Blanton booted the apparent 38-yard game-winner, but a holding penalty forced a retry from 48 that went wide left. Arizona then missed a 29-yarder that was negated because the Redskins were offside. Butler's third attempt was good from 32 yards.

**Nov. 24, 1996 - RFK Stadium**  
**San Francisco 19, Washington 16**

San Francisco's William Floyd's 1-yard touchdown run tied the game in regulation. After winning the coin toss in overtime, the 49ers' Jeff Wilkins hit a 38-yard field goal to win.

**Sept. 14, 1997 - Jack Kent Cooke Stadium**  
**Washington 19, Arizona 13**

In the inaugural game at Jack Kent Cooke Stadium, Washington won with 13:24 left in overtime when Gus Frerotte, sidestepping a heavy rush, threw a 40-yard strike to a leaping Michael Westbrook in the end zone. The winning points were set up two plays earlier when rookie defensive end Kernal Lang forced and recovered a fumble on the Washington 35-yard line.

**Nov. 23, 1997 - Jack Kent Cooke Stadium**  
**Washington 7, NY Giants 7**

In overtime, Washington turned the ball over three times, but the defense forced two punts and the Giants missed a 54-yard field goal. With under two minutes remaining, Washington drove to the Giants 36-yard line, but a 54-yard field goal attempt fell short with 11 seconds left in overtime.

# OVERTIME GAMES

**Sept. 12, 1999 - FedExField**

**Dallas 41, Washington 35**

Dallas stopped the club's first overtime drive and then scored on a 76-yard bomb from Troy Aikman to Rocket Ismail.

**Nov. 28, 1999 - FedExField**

**Washington 20, Philadelphia 17**

Brett Conway's game-winning 27-yard FG was set up by a 48-yard kickoff return by James Thrash, which opened the overtime period. The Eagles never had the ball.

**Dec. 26, 1999 - 3Com Park**

**Washington 26, San Francisco 20**

Washington overcame a 10-point fourth quarter deficit to win their ninth game of the year and clinch the NFC East. Brad Johnson's QB sneak from the 1-yard line with 3:28 left in regulation sent the game into the extra period. On the opening drive, Johnson connected with Larry Centers for a 33-yard TD.

**Oct. 1, 2000 - FedExField**

**Washington 20, Tampa Bay 17**

Tampa Bay forced the overtime when Martin Gramatica connected on a 42-yard field goal as the regulation clock fell to 0:00. 10:51 into the extra period, Deion Sanders ignited the crowd with a 57-yard punt return, setting up the game winning 20-yard field goal by Michael Husted.

**Oct. 21, 2001 - FedExField**

**Washington 17, Carolina 14**

Placekicker Brett Conway kicked a 23-yard field goal in overtime to seal Washington's first victory of the season and the first under Marty Schottenheimer, 17-14. Washington forced overtime by overcoming a 14-point deficit in the fourth quarter thanks to a 67-yard interception return for touchdown by LaVar Arrington and an 85-yard touchdown pass from Tony Banks to Rod Gardner.

**Sept. 21, 2003 - FedExField**

**New York Giants 24, Washington 21**

With less than five minutes left in regulation, Washington overcame a 21-10 deficit to send the game into overtime. The Giants won the toss and drove downfield from their own 6-yard line. Kicker Matt Bryant connected on a 29-yard field goal to cap off New York's first scoring drive since the second quarter and seal the 24-21 victory.

**Oct. 2, 2005 - FedExField**

**Washington 20, Seattle 17**

With a chance to win the game at the end of regulation with 0:01 left on the clock, Seattle kicker Josh Brown missed a 47-yard field goal, sending the game into overtime. After winning the coin toss, Washington went on a 5:31 drive that culminated with a Nick Novak 39-yard field goal to seal Washington's victory over the Seahawks.

**Nov. 27, 2005 - FedExField**

**San Diego 23, Washington 17**

San Diego running back LaDainian Tomlinson scored a 32-yard touchdown run with 3:37 remaining to tie the game at 17. With 0:35 remaining, Washington had an opportunity to take the lead with a 53-yard field goal but the ball sailed wide right. In overtime, San Diego ran two plays that culminated in a 41-yard touchdown run, again by Tomlinson to seal the victory.

**Oct. 1, 2006 - FedExField**

**Washington 36, Jacksonville 30**

Jacksonville sent the game into overtime with 0:06 on the clock when kicker Josh Scobee connected on a 41-yard field goal. Washington won the coin toss and proceeded to take the ball 80 yards on three plays for the game-winning score. Quarterback Mark Brunell connected with wide receiver Santana Moss for a 68-yard touchdown pass to seal the win.



**Dec. 24, 2006 - Edward Jones Dome**

**St. Louis 37, Washington 31**

Washington kicker Shaun Suisham nailed a field goal with 1:15 remaining in regulation to tie the score at 31 and send it into overtime. St. Louis came back in overtime and, six minutes into the extra time, running back Steven Jackson took a handoff 21 yards for the game winning touchdown.

**Sept. 9, 2007 - FedExField**

**Washington 16, Miami 13**

In overtime, Washington won the coin toss and elected to receive. Running backs Clinton Portis and Ladell Betts combined for 46 rushing yards and quarterback Jason Campbell completed a key third-down pass to tight end Chris Cooley, keeping the drive alive. As soon as Washington got into field goal range, kicker Shaun Suisham nailed the 39-yard field goal to seal the victory.

**Nov. 4, 2007 - Meadowlands**

**Washington 23, New York Jets 20**

Jets kicker Mike Nugent connected on a 30-yard field goal with 0:15 left in regulation to tie the game at 20-20 and send the game into overtime. Washington running back Clinton Portis bulldozed his way down the field in overtime, setting up the game-winning 46-yard field goal by kicker Shaun Suisham.

**Dec. 6, 2009 - FedExField**

**New Orleans 33, Washington 30**

Saints quarterback Drew Brees drove 80 yards at the end of regulation to tie the game at 30-30. In overtime, the Saints marched down the field setting up an 18-yard field goal by kicker Garrett Hartley to seal the victory.

**Sept. 19, 2010 - FedExField**

**Houston 30, Washington 27**

After holding the Texans on the first possession of overtime, Washington drove to the Houston 34-yard line, but kicker Graham Gano pushed a 52-yard attempt wide right. On the ensuing drive, Neil Rackers connected on a 35-yard field goal to give Houston the win.

# OVERTIME GAMES

## Oct. 10, 2010 – FedExField Washington 16, Green Bay 13

LaRon Landry intercepted an Aaron Rodgers pass on Green Bay's second overtime possession and Washington drove 24 yards to set up a game-winning 33-yard field goal by kicker Graham Gano in the team's Week 5 win against the eventual Super Bowl champions.

## Nov. 21, 2010 – LP Field Washington 19, Tennessee 16

After missing a potential game-winning field goal at the end of regulation, Graham Gano redeemed himself in overtime, capping off a 10-play, 57-yard drive with a 48-yarder on the club's first overtime possession to secure a 19-16 road win.

## Dec. 26, 2010 – EverBank Field Washington 20, Jacksonville 17

A 20-yard touchdown run by Jacksonville quarterback David Garrard in the final three minutes of regulation helped the Jaguars force overtime. Jacksonville won the toss and elected to receive, but on their third offensive play of overtime, cornerback Kevin Barnes intercepted Garrard, setting up Graham Gano for a 31-yard game-winning field goal.

## Nov. 20, 2011 – FedExField Dallas 27, Washington 24

Washington quarterback Rex Grossman lofted a perfect fade to receiver Donté Stallworth in the corner of the end zone with 14 seconds remaining in regulation to force overtime. Washington missed a 52-yard field goal attempt on the first possession of overtime, and Dallas responded as kicker Dan Bailey hit a 39-yard field goal above the right upright for a Dallas victory.

## Dec. 9, 2012 – FedExField Washington 31, Baltimore 28

Baltimore took an eight-point lead with less than five minutes to play, but Washington quarterbacks Robert Griffin III and Kirk Cousins led a 13-play, 88-yard drive to tie the game at 28-28. Cousins, in place of an injured Griffin III, threw an 11-yard touchdown pass to Pierre Garçon and followed it with a two-point conversion on a quarterback draw. In overtime, Washington forced the eventual Super Bowl champion Ravens to go three-and-out, and after a 64-yard punt return by rookie Richard Crawford, kicker Kai Forbath hit a 34-yard game-winning field goal.

## Nov. 3, 2013 – FedExField Washington 30, San Diego 24

Leading 24-21 on Homecoming Weekend, the team's defense faced first-and-goal from its own 1-yard line with 21 seconds remaining. After stopping Danny Woodhead on first down, Washington forced two Philip Rivers incompletions and forced the Chargers to settle for a game-tying 19-yard field goal by Nick Novak. Washington took the ball on the first possession of overtime and promptly drove 78 yards in 10 plays, winning the game on fullback Darrel Young's team-record-tying third rushing touchdown of the day.

## Oct. 27, 2014 – AT&T Stadium Washington 20, Dallas 17

Led by quarterback Colt McCoy in his first start with the team, Washington earned their first overtime win against the rival Cowboys since Nov. 2, 1975. On Monday Night Football, McCoy completed 25-of-30 passes for 299 yards, including engineering a nine-play, 58-yard drive culminating in a 40-yard Kai Forbath field goal on overtime's first possession. Rookie cornerback Bashaud Breeland batted away a fourth down pass on the ensuing Cowboys possession, giving the team a 20-17 win.

## Oct. 11, 2015 – Georgia Dome Atlanta 25, Washington 19

Washington trailed by three with 24 seconds remaining in regulation. Quarterback Kirk Cousins led the Redskins 46 yards in four plays, and kicker Dustin Hopkins hit a then-career-long 52-yard field goal with no time remaining to force overtime with the teams tied at 19-19. Washington received the ball to start overtime, but on the seventh play of the drive, wide receiver Ryan Grant slipped in his route, allowing Falcons cornerback Robert Alford to intercept a Cousins pass and race 59 yards down the right sideline for the game-winning touchdown.

## Oct. 30, 2016 – Wembley Stadium Washington 27, Cincinnati 27

In Washington's first game in London, Washington and Cincinnati treated an international audience to a back-and-forth game that featured five lead changes. Trailing 27-24 with 3:15 remaining, quarterback Kirk Cousins engineered a 10-play, 45-yard drive to set-up kicker Dustin Hopkins for a game-tying 40-yard field goal with 1:07 remaining in regulation. In overtime, Hopkins pulled a potential game-winning 34-yard field goal wide left. Washington forced a fumble on the Bengals' ensuing possession, and a potential Hail Mary pass for the Redskins on their next drive sailed out of bounds, resulting in the team's second tie of the overtime era.

## Nov. 19, 2016 – Mercedes-Benz Superdome New Orleans 34, Washington 31

A battered Washington squad led the eventual NFC North champion Saints, 31-16, with under six minutes remaining in New Orleans, but the Saints engineered touchdown drives of 75 yards and 87 yards and converted a two-point conversion to send the game to overtime at 31-31. After a Washington three-and-out to open the extra period, the Saints drove 51 yards to set up Wil Lutz's game-winning 28-yard field goal.

## Dec. 22, 2019 – FedExField NY Giants 41, Washington 35

In a game that looked like it was going to get out of hand early, Washington outscored the New York Giants 14-0 in the fourth quarter to force overtime. New York won the coin toss and elected to receive and QB Daniel Jones led an 11 play, 66 yard drive that was capped with a three yard touchdown pass to TE Kaden Smith to seal the victory. The loss sealed Washington's fate finishing last in the NFC East, but guaranteed the team the No. 2 overall selection in the 2020 NFL Draft.

## OVERTIME RECORDS

Washington's .590 all-time winning percentage in overtime games (including postseason play) ranks fourth among all NFL teams entering 2020.

| Team                       | W         | L         | T        | Pct.         |
|----------------------------|-----------|-----------|----------|--------------|
| Denver Broncos             | 30        | 19        | 2        | 0.608        |
| Arizona Cardinals          | 28        | 16        | 4        | 0.604        |
| Buffalo Bills              | 22        | 15        | 0        | 0.595        |
| <b>Washington Redskins</b> | <b>25</b> | <b>17</b> | <b>2</b> | <b>0.590</b> |
| New York Giants            | 24        | 18        | 2        | 0.568        |

# PLAYERS OF THE WEEK/MONTH

## NFC PLAYERS OF THE WEEK

### OFFENSE [39]

| YEAR | WEEK | POS | PLAYER             |
|------|------|-----|--------------------|
| 1984 | 7    | RB  | John Riggins       |
| 1984 | 16   | WR  | Art Monk           |
| 1985 | 16   | RB  | George Rogers      |
| 1985 | 15   | WR  | Art Monk           |
| 1986 | 9    | QB  | Jay Schroeder      |
| 1986 | 12   | WR  | Gary Clark         |
| 1987 | 4    | WR  | Anthony Allen      |
| 1988 | 10   | QB  | Doug Williams      |
| 1988 | 14   | WR  | Ricky Sanders      |
| 1989 | 15   | QB  | Mark Rypien        |
| 1990 | 9    | QB  | Jeff Rutledge      |
| 1990 | 11   | QB  | Mark Rypien        |
| 1990 | 13   | T   | Jim Lachey         |
| 1991 | 11   | QB  | Mark Rypien        |
| 1991 | 12   | WR  | Art Monk           |
| 1991 | 7    | WR  | Art Monk           |
| 1992 | 6    | WR  | Art Monk           |
| 1993 | 1    | QB  | Mark Rypien        |
| 1994 | 8    | QB  | Gus Frerotte       |
| 1995 | 5    | RB  | Terry Allen        |
| 1999 | 4    | QB  | Brad Johnson       |
| 1999 | 2    | QB  | Brad Johnson       |
| 1999 | 11   | RB  | Stephen Davis      |
| 2000 | 8    | WR  | Albert Connell     |
| 2001 | 6    | WR  | Rod Gardner        |
| 2002 | 1    | QB  | Shane Matthews     |
| 2005 | 16   | WR  | Santana Moss       |
| 2005 | 2    | WR  | Santana Moss       |
| 2006 | 4    | WR  | Santana Moss       |
| 2007 | 16   | RB  | Clinton Portis     |
| 2007 | 14   | QB  | Todd Collins       |
| 2007 | 5    | QB  | Jason Campbell     |
| 2008 | 5    | RB  | Clinton Portis     |
| 2012 | 1    | QB  | Robert Griffin III |
| 2012 | 11   | QB  | Robert Griffin III |
| 2012 | 17   | QB  | Alfred Morris      |
| 2015 | 7    | QB  | Kirk Cousins       |
| 2015 | 10   | QB  | Kirk Cousins       |
| 2016 | 11   | QB  | Kirk Cousins       |
| 2017 | 3    | QB  | Kirk Cousins       |
| 2018 | 8    | RB  | Adrian Peterson    |

### DEFENSE [37]

| YEAR | WEEK | POS | PLAYER          |
|------|------|-----|-----------------|
| 1984 | 15   | CB  | Darrell Green   |
| 1984 | 3    | CB  | Vernon Dean     |
| 1984 | 6    | DT  | Dave Butz       |
| 1985 | 8    | S   | Curtis Jordan   |
| 1986 | 1    | DT  | Dave Butz       |
| 1987 | 14   | DE  | Charles Mann    |
| 1987 | 10   | CB  | Darrell Green   |
| 1989 | 13   | CB  | A.J. Johnson    |
| 1990 | 17   | LB  | Wilber Marshall |
| 1991 | 6    | LB  | Wilber Marshall |
| 1992 | 7    | LB  | Wilber Marshall |
| 1992 | 13   | S   | Brad Edwards    |
| 1992 | 15   | S   | Danny Copeland  |
| 1993 | 10   | CB  | Darrell Green   |
| 1995 | 14   | S   | Stanley Richard |
| 1996 | 2    | DT  | Sean Gilbert    |
| 1997 | 13   | LB  | Ken Harvey      |
| 1997 | 17   | CB  | Darrell Green   |
| 1997 | 5    | CB  | Cris Dishman    |
| 1998 | 13   | CB  | Darrell Green   |
| 1999 | 3    | DE  | Kenard Lang     |
| 1999 | 6    | CB  | Champ Bailey    |
| 2000 | 12   | DE  | Bruce Smith     |
| 2000 | 5    | DE  | Marco Coleman   |
| 2000 | 5    | CB  | Deion Sanders   |
| 2003 | 4    | CB  | Champ Bailey    |
| 2005 | 15   | DE  | Phillip Daniels |
| 2006 | 12   | S   | Sean Taylor     |
| 2006 | 9    | S   | Troy Vincent    |
| 2008 | 2    | S   | Chris Horton    |
| 2009 | 14   | LB  | Brian Drakpo    |
| 2010 | 5    | S   | LaRon Landry    |
| 2010 | 7    | CB  | DeAngelo Hall   |
| 2011 | 4    | LB  | Brian Drakpo    |
| 2011 | 12   | CB  | DeAngelo Hall   |
| 2014 | 7    | LB  | Keenan Robinson |
| 2019 | 6    | S   | Landon Collins  |

### SPECIAL TEAMS [18]

| YEAR | WEEK | POS | PLAYER           |
|------|------|-----|------------------|
| 1991 | 2    | K   | Chip Lohmiller   |
| 1994 | 2    | RET | Brian Mitchell   |
| 1996 | 2    | RET | Brian Mitchell   |
| 1997 | 7    | P   | Matt Turk        |
| 1998 | 9    | P   | Matt Turk        |
| 1998 | 14   | RET | Brian Mitchell   |
| 2005 | 14   | RET | Antonio Brown    |
| 2005 | 17   | ST  | Mike Sellers     |
| 2007 | 9    | K   | Shaun Suisham    |
| 2008 | 8    | RET | Santana Moss     |
| 2008 | 16   | P   | Ryan Plackemeier |
| 2009 | 14   | P   | Hunter Smith     |
| 2010 | 16   | K   | Graham Gano      |
| 2014 | 8    | K   | Kai Forbath      |
| 2016 | 3    | K   | Dustin Hopkins   |
| 2016 | 5    | RET | Jamison Crowder  |
| 2018 | 10   | P   | Tress Way        |
| 2019 | 12   | RET | Steven Sims Jr.  |
| 2019 | 13   | P   | Tress Way        |

**\*\* NOTE - The NFL started awarding weekly honors in 1984.**

## NFC PLAYERS OF THE MONTH

### OFFENSE [7]

| YEAR | MONTH | POS | PLAYER         |
|------|-------|-----|----------------|
| 1990 | Dec   | RB  | Earnest Byner  |
| 1991 | Nov   | WR  | Gary Clark     |
| 1996 | Oct   | RB  | Terry Allen    |
| 2007 | Dec   | QB  | Todd Collins   |
| 2008 | Oct   | RB  | Clinton Portis |
| 2015 | Dec   | QB  | Kirk Cousins   |
| 2016 | Nov   | QB  | Kirk Cousins   |

### DEFENSE [5]

| YEAR | MONTH | POS | PLAYER            |
|------|-------|-----|-------------------|
| 1986 | Nov   | DE  | Dexter Manley     |
| 1991 | Oct   | LB  | Wilber Marshall   |
| 1992 | Oct   | LB  | Wilber Marshall   |
| 2005 | Dec   | LB  | Marcus Washington |
| 2012 | Dec   | LB  | London Fletcher   |

### SPECIAL TEAMS [3]

| YEAR | MONTH | POS | PLAYER         |
|------|-------|-----|----------------|
| 1993 | Sept  | S   | Pat Eilers     |
| 1997 | Oct   | P   | Matt Turk      |
| 2016 | Sept  | K   | Dustin Hopkins |

# PRESEASON RESULTS SINCE 1961

## 1961 (0-5)

8/11...vs. Los Angeles...7-26...L  
 8/19...vs. Chicago...13-29...L...Charleston, SC  
 8/26...vs. Baltimore...7-41...L...Norfolk, VA  
 9/2...vs. Philadelphia...10-17...L...Bristol, TN  
 9/9...vs. Green Bay...24-31...L...Columbus, GA

## 1962 (1-4)

8/11...at Los Angeles...7-37...L  
 8/16...vs. Baltimore...14-34...L  
 8/25...vs. Philadelphia...7-24...L...Charlotte, NC  
 9/1...vs. Chicago...29-28...W...Norfolk, VA  
 9/8...vs. Green Bay...14-20...L...Columbus, GA

## 1963 (0-4)

8/15...vs. Chicago...26-28...L  
 8/24...vs. Philadelphia...13-41...L...Charlotte, NC  
 8/31...vs. Baltimore...13-27...L...Norfolk, VA  
 9/6...vs. Green Bay...17-28...L

## 1964 (2-3)

8/8...vs. Detroit...27-28...L...Charlotte, NC  
 8/15...vs. Chicago...13-14...L...Richmond, VA  
 8/22...vs. NY Giants...27-24...W...Ithaca, NY  
 8/27...vs. Baltimore...14-41...L  
 9/5...vs. St. Louis...17-10...W...Norfolk, VA

## 1965 (3-3)

8/3...vs. Philadelphia...37-0...W...Hershey, PA  
 8/12...vs. Chicago...30-31...L  
 8/21...vs. St. Louis...13-7...W...Richmond, VA  
 8/28...vs. Minnesota...16-20...L...Charlotte, NC  
 9/4...vs. Baltimore...23-33...L...Norfolk, VA  
 9/12...vs. Detroit...20-3...W...Canton, OH

## 1966 (1-3)

8/3...vs. Baltimore...0-35...L  
 8/20...vs. Chicago...10-24...L...Norfolk, VA  
 8/26...vs. Minnesota...27-30...L...Cleveland, OH  
 9/3...vs. Philadelphia...35-20...W

## 1967 (4-1)

8/9...vs. Chicago...37-14...W  
 8/19...vs. NY Giants...31-13...W...Raleigh, NC  
 8/26...at Boston...13-7...W  
 8/31...vs. Baltimore...17-23...L  
 9/9...vs. Pittsburgh...16-10...W...Norfolk, VA

## 1968 (3-3)

8/1...at Houston...3-9...L  
 8/10...vs. Atlanta...16-14...W...Tampa, FL  
 8/16...vs. Baltimore...13-15...L  
 8/24...vs. Chicago...13-45...L...Raleigh, NC  
 8/29...vs. Detroit...16-10...W  
 9/7...vs. Pittsburgh...24-17...W...Norfolk, VA

## 1969 (2-4)

8/2...vs. Chicago...13-7...W  
 8/8...at Buffalo...17-21...L  
 8/23...at Atlanta...24-7...W  
 8/30...vs. Detroit...20-21...L...Tampa, FL  
 9/6...vs. Cleveland...10-20...L  
 9/14...at Philadelphia...17-26...L

## 1970 (5-1)

8/8...at Cincinnati...12-27...L  
 8/18...at Boston...45-21...W  
 8/21...vs. Atlanta...21-13...W  
 8/28...vs. Buffalo...27-0...W  
 9/5...vs. Miami...26-21...W...Tampa, FL  
 9/12...vs. Baltimore...17-14...W

## 1971 (2-3-1)

8/7...at San Diego...10-19...L  
 8/14...at Denver...17-13...W  
 8/21...vs. St. Louis...20-13...W  
 8/28...vs. Baltimore...14-20...L  
 9/4...at Miami...10-27...L  
 9/11...vs. Cincinnati...17-17...T

## 1972 (3-2-1)

8/4...vs. Baltimore...33-3...W...Tampa, FL  
 8/11...vs. Denver...41-0...W  
 8/18...vs. Philadelphia...34-10...W  
 8/25...at Detroit...10-23...L  
 8/31...vs. Miami...24-27...L  
 9/9...at Pittsburgh...10-10...T

## 1973 (5-1)

8/3...vs. Detroit...14-17...L  
 8/10...vs. Denver...14-10...W  
 8/17...at Buffalo...37-21...W  
 8/25...vs. Baltimore...20-3...W  
 9/2...at New England...35-14...W  
 9/9...vs. Chicago...17-3...W

## 1974 (2-4)

8/2...vs. New England...17-21...L  
 8/9...vs. Houston...3-48...L  
 8/18...vs. Buffalo...15-16...L  
 8/24...at Cleveland...20-17...W  
 8/30...vs. Pittsburgh...19-21...L  
 9/6...vs. Baltimore...7-6...W

## 1975 (4-3)

8/2...vs. Cincinnati...17-9...W...Canton, OH  
 8/8...vs. Atlanta...14-16...L  
 8/16...at Houston...13-24...L  
 8/22...vs. Cleveland...23-14...W  
 8/29...vs. Detroit...34-13...W  
 9/7...vs. NY Jets...31-35...L  
 9/12...vs. Baltimore...24-10...W

## 1976 (2-4)

7/31...at Atlanta...17-10...W  
 8/6...at Baltimore...3-20...L  
 8/14...vs. Pittsburgh...7-27...L  
 8/21...at Kansas City...20-23...L  
 8/28...at NY Jets...38-7...W  
 9/3...vs. Chicago...7-9...L

## 1977 (4-2)

8/8...at Cleveland...16-14...W  
 8/13...at Miami...15-27...L  
 8/18...vs. Kansas City...13-7...W  
 8/27...at Green Bay...13-9...W  
 9/4...at New England...7-45...L  
 9/9...vs. NY Jets...14-7...W

## 1978 (2-2)

8/5...at Minnesota...13-20...L  
 8/11...vs. Green Bay...20-12...W  
 8/18...at Baltimore...17-16...W  
 8/25...vs. Atlanta...7-10...L

## 1979 (2-2)

8/4...at Tampa Bay...9-7...W  
 8/11...at Denver...6-13...L  
 8/18...at Atlanta...16-6...W  
 8/24...vs. Cleveland...9-21...L

## 1980 (3-1)

8/9...at Baltimore...13-3...W  
 8/18...at Cleveland...12-3...W  
 8/23...vs. Oakland...34-17...W  
 8/29...at Tampa Bay...6-11...L

## 1981 (3-1)

8/7...vs. Kansas City...16-10...W  
 8/14...vs. Minnesota...27-13...W  
 8/22...at Baltimore...13-7...W  
 8/30...at New England...10-19...L

## 1982 (0-4)

8/14...at Miami...7-24...L  
 8/21...at Tampa Bay...13-28...L  
 8/27...vs. Buffalo...14-20...L  
 9/3...at Cincinnati...21-28...L

## 1983 (2-2)

8/6...at Atlanta...10-13...L  
 8/12...vs. Cincinnati...27-23...W  
 8/19...vs. Miami...7-38...L  
 8/27...at Buffalo...27-19...W

## 1984 (2-2)

8/4...at Denver...16-13...W  
 8/10...vs. L.A. Raiders...20-21...L  
 8/17...vs. New England...27-31...L  
 8/25...at New Orleans...14-6...W

## 1985 (4-0)

8/10...at Atlanta...17-14...W  
 8/18...at L.A. Raiders...14-9...W  
 8/23...vs. New England...37-36...W  
 8/30...at Tampa Bay...20-7...W

## 1986 (3-1)

8/10...at New England...7-18...L  
 8/15...vs. Pittsburgh...27-24...W  
 8/23...at Tampa Bay...21-13...W  
 8/29...vs. Atlanta...29-21...W

## 1987 (3-1)

8/14...vs. Pittsburgh...23-17...W  
 8/22...vs. Green Bay...33-0...W...Madison, WI  
 8/29...at Tampa Bay...10-17...L  
 9/5...at L.A. Rams...26-14...W

## 1988 (3-1)

8/5...vs. Pittsburgh...31-44...L  
 8/13...at Miami...27-10...W  
 8/20...at L.A. Raiders...45-27...W  
 8/27...vs. Atlanta...34-17...W...Birmingham, AL

## 1989 (4-1)

8/5...vs. Buffalo...31-6...W...Canton, OH  
 8/12...at Pittsburgh...21-14...W  
 8/21...at Minnesota...13-24...L  
 8/25...vs. Miami...35-21...W  
 9/1...at New Orleans...26-21...W

## 1990 (3-1)

8/11...vs. Atlanta...27-31...L...Chapel Hill, NC  
 8/17...vs. Pittsburgh...27-24...W  
 8/25...at Cleveland...31-13...W  
 8/31...vs. L.A. Rams...37-10...W

## 1991 (1-3)

8/4...at Pittsburgh...7-13...L  
 8/10...at New England...27-6...W  
 8/16...vs. Cleveland...21-24...L...OT  
 8/24...vs. NY Jets...9-13...L...Columbia, SC

# PRESEASON RESULTS SINCE 1961

## 1992 (1-4)

8/1...vs. Miami.....21-22 ... L.....Orlando, FL  
 8/8...at NY Jets.....13-14 ... L.....  
 8/16...vs. San Francisco..15-17... L.....London  
 8/22...at L.A. Raiders...27-23... W.....  
 8/29...vs. Minnesota.....0-30... L.....

## 1993 (3-1)

8/9...vs. Cleveland.....41-12 ... W.....  
 8/14...at Miami.....10-19 ... L.....  
 8/22...at Pittsburgh.....10-3 ... W.....  
 8/27...vs. NY Jets.....17-3 ... W.....

## 1994 (1-3)

8/8...at Buffalo.....11-13 ... L.....  
 8/12...vs. Kansas City....14-17... L.....  
 8/18...at New England..17-27 ... L.....  
 8/26...vs. Pittsburgh.....22-21... W.....

## 1995 (1-3)

8/5...at Kansas City....21-37 ... L.....  
 8/12...vs. Houston.....16-13 ... W...Nashville, TN  
 8/19...at Miami.....12-27 ... L.....  
 8/25...at Green Bay.....23-35 ... L.....

## 1996 (1-3)

8/2...at Buffalo.....17-7 ... W.....  
 8/9...at Detroit.....25-34 ... L.....  
 8/16...vs. Cincinnati.....7-28 ... L.....  
 8/23...at New England..19-27 ... L.....

## 1997 (3-1)

8/2...at Tampa Bay....20-8 ... W.....  
 8/9...at Tennessee.....18-12 ... W.....  
 8/16...at Atlanta.....35-31 ... W.....  
 8/21...at Miami.....7-28 ... L.....

## 1998 (1-3)

8/8...vs. Miami.....16-19 ... L.....  
 8/15...at Tennessee.....27-24 ... W.....  
 8/22...vs. New England..17-20 ... L.....  
 8/28...at Buffalo.....17-27 ... L.....

## 1999 (3-1)

8/13...at New England..20-14 ... W.....  
 8/20...vs. Buffalo.....20-19 ... W.....  
 8/28...at Pittsburgh.....27-14 ... W.....  
 9/3...vs. Tampa Bay....13-16 ... L.....

## 2000 (3-1)

8/4...at Tampa Bay....12-13 ... L.....  
 8/11...vs. New England..30-20 ... W.....  
 8/19...at Cleveland.....24-0 ... W.....  
 8/25...vs. Pittsburgh.....17-10 ... W.....

## 2001 (1-3)

8/12...at Kansas City....0-20 ... L.....  
 8/17...vs. Atlanta.....6-27 ... L.....  
 8/24...vs. Cleveland.....27-25 ... W.....  
 8/30...at New England..13-33 ... L.....

## 2002 (4-1)

8/3...vs. San Francisco..38-7 ... W...Osaka, Japan  
 8/10...at Carolina.....37-30 ... W.....  
 8/18...vs. Pittsburgh.....35-34 ... W.....  
 8/24...at Tampa Bay....40-10 ... W.....  
 8/29...vs. New England..14-28 ... L.....

## 2003 (1-3)

8/9...at Carolina.....0-20 ... L.....  
 8/16...vs. New England..13-20 ... L.....  
 8/23...vs. Baltimore.....24-3 ... W.....  
 8/28...at Jacksonville...15-17 ... L.....

## 2004 (3-2)

8/9...vs. Denver.....20-17 ... W...Canton, OH  
 8/14...vs. Carolina.....20-23 ... L.....  
 8/21...at Miami.....17-0 ... W.....  
 8/27...at St. Louis.....3-28 ... L.....  
 9/3...vs. Atlanta.....27-0 ... W.....

## 2005 (1-3)

8/13...at Carolina.....10-28 ... L.....  
 8/19...vs. Cincinnati.....17-24 ... L.....  
 8/26...vs. Pittsburgh.....17-10 ... W.....  
 9/1...at Baltimore.....20-26 (OT) L.....

## 2006 (0-4)

8/13...at Cincinnati.....3-19 ... L.....  
 8/19...vs. NY Jets.....14-27 ... L.....  
 8/26...at New England..0-41 ... L.....  
 8/31...vs. Baltimore.....10-17 ... L.....

## 2007 (2-2)

8/11...at Tennessee.....14-6 ... W.....  
 8/18...vs. Pittsburgh.....10-12 ... L.....  
 8/25...at Baltimore.....13-7 ... W.....  
 8/30...at Jacksonville...14-31 ... L.....

## 2008 (3-2)

8/3...vs. Indianapolis...30-16 ... W...Canton, OH  
 8/9...vs. Buffalo.....17-14 ... W.....  
 8/16...at NY Jets.....13-10 ... W.....  
 8/23...at Carolina.....3-47 ... L.....  
 8/28...vs. Jacksonville...3-24 ... L.....

## 2009 (1-3)

8/13...at Baltimore.....0-23 ... L.....  
 8/22...vs. Pittsburgh.....17-13 ... W.....  
 8/28...vs. New England..24-27 ... L.....  
 9/3...at Jacksonville...17-24 ... L.....

## 2010 (2-2)

8/13...vs. Buffalo.....42-17 ... W.....  
 8/21...vs. Baltimore.....3-23 ... L.....  
 8/27...at NY Jets.....16-11 ... W.....  
 9/2...at Arizona.....10-20 ... L.....

## 2011 (3-1)

8/12...vs. Pittsburgh.....16-7 ... W.....  
 8/19...at Indianapolis...16-3 ... W.....  
 8/25...at Baltimore.....31-34 ... L.....  
 9/1...vs. Tampa Bay....29-24 ... W.....

## 2012 (3-1)

8/9...at Buffalo.....7-6 ... W.....  
 8/18...at Chicago.....31-33 ... L.....  
 8/25...vs. Indianapolis...30-17 ... W.....  
 8/29...vs. Tampa Bay....30-3 ... W.....

## 2013 (4-0)

9/8...at Tennessee.....22-21 ... W.....  
 9/19...vs. Pittsburgh.....24-13 ... W.....  
 9/24...vs. Buffalo.....30-7 ... W.....  
 9/29...at Tampa Bay....30-12 ... W.....

## 2014 (3-1)

8/7...vs. New England..23-6 ... W.....  
 8/18...vs. Cleveland.....24-23 ... W.....  
 8/23...at Baltimore.....23-17 ... L.....  
 8/28...at Tampa Bay....24-10 ... W.....

## 2015 (3-1)

8/13...at Cleveland.....20-17 ... W.....  
 8/20...vs. Detroit.....21-17 ... W.....  
 8/29...at Baltimore.....31-13 ... W.....  
 9/3...vs. Jacksonville...17-16 ... L.....

## 2016 (3-1)

8/11...at Atlanta.....23-17 ... L.....  
 8/19...vs. NY Jets.....22-18 ... W.....  
 8/26...vs. Buffalo.....21-16 ... W.....  
 8/31...at Tampa Bay....20-13 ... W.....

## 2017 (2-2)

8/10...at Baltimore.....23-3 ... L.....  
 8/19...vs. Green Bay....21-17 ... L.....  
 8/27...vs. Cincinnati.....23-17 ... W.....  
 8/31...at Tampa Bay....13-10 ... W.....

## 2018 (1-3)

8/9...at New England..26-17 ... L.....  
 8/16...vs. NY Jets.....15-13 ... W.....  
 8/24...vs. Denver.....29-17 ... L.....  
 8/30...at Baltimore.....30-20 ... L.....

## 2019 (1-3)

8/8...at Cleveland.....30-10 ... L.....  
 8/15...vs. Cincinnati.....23-13 ... L.....  
 8/22...at Atlanta.....19-7 ... W.....  
 8/29...vs. Baltimore.....20-7 ... L.....

## SINCE 1961

*Preseason records vs. NFL franchises since 1961*

|                              |         |
|------------------------------|---------|
| 49ers.....                   | 1-1-0   |
| Bears.....                   | 4-8-0   |
| Bengals.....                 | 3-6-1   |
| Bills.....                   | 11-5-0  |
| Broncos.....                 | 5-2-0   |
| Browns.....                  | 10-4-0  |
| Buccaneers.....              | 11-5-0  |
| Cardinals (STL/PHX/ARI)..... | 3-1-0   |
| Chargers.....                | 0-1-0   |
| Chiefs.....                  | 2-4-0   |
| Colts (BAL/IND).....         | 11-10-0 |
| Dolphins.....                | 4-10-0  |
| Eagles.....                  | 3-4-0   |
| Falcons.....                 | 11-6-0  |
| Giants.....                  | 2-0-0   |
| Jaguars.....                 | 0-5-0   |
| Jets.....                    | 7-4-0   |
| Lions.....                   | 4-5-0   |
| Oilers/Titans (HOU/TEN)..... | 5-3-0   |
| Packers.....                 | 3-5-0   |
| Panthers.....                | 1-4-0   |
| Patriots (BOS/NE).....       | 8-14-0  |
| Raiders (LA/DAK).....        | 4-1-0   |
| Rams (LA/STL).....           | 2-3-0   |
| Ravens.....                  | 3-9-0   |
| Saints.....                  | 2-0-0   |
| Steelers.....                | 15-5-1  |
| Vikings.....                 | 1-5-0   |

# PRIME-TIME GAMES SINCE 1970

Entering 2019, the Redskins are 51-71-1 in prime-time regular season contests since the 1970 AFL-NFL merger.

## 1970 (0-1)

10/19/70 ..... Mon. .... at Oakland ..... 20-34 L

## 1971 (1-0)

12/13/71 ..... Mon. .... at LA Rams ..... 38-24 W

## 1972 (2-0)

9/18/72 ..... Mon. .... at Minnesota ..... 24-21 W

11/20/72 ..... Mon. .... vs. Atlanta ..... 24-13 W

## 1973 (1-1)

10/8/73 ..... Mon. .... vs. Dallas ..... 14-7 W

11/5/73 ..... Mon. .... at Pittsburgh ..... 16-21 L

## 1974 (2-0)

9/30/74 ..... Mon. .... vs. Denver ..... 30-3 W

12/9/74 ..... Mon. .... at LA Rams ..... 23-17 W

## 1975 (1-0)

10/13/75 ..... Mon. .... vs. STL Cardinals ..... 27-17 W

## 1976 (2-0)

9/27/76 ..... Mon. .... at Philadelphia ..... 20-17 W

10/25/76 ..... Mon. .... vs. STL Cardinals ..... 20-10 W

## 1977 (1-1)

11/7/77 ..... Mon. .... at Baltimore ..... 3-10 L

11/21/77 ..... Mon. .... vs. Green Bay ..... 10-9 W

## 1978 (1-1)

10/2/78 ..... Mon. .... vs. Dallas ..... 9-5 W

11/6/78 ..... Mon. .... at Baltimore ..... 17-21 L

## 1979 (1-0)

9/17/79 ..... Mon. .... vs. NY Giants ..... 27-0 W

## 1980 (0-2)

9/8/80 ..... Mon. .... vs. Dallas ..... 3-17 L

10/13/80 ..... Mon. .... at Denver ..... 17-20 L

## 1983 (1-2)

9/5/83 ..... Mon. .... vs. Dallas ..... 30-31 L

10/17/83 ..... Mon. .... at Green Bay ..... 47-48 L

10/31/83 ..... Mon. .... at San Diego ..... 27-24 W

## 1984 (2-1)

9/10/84 ..... Mon. .... at San Francisco ..... 31-37 L

11/5/84 ..... Mon. .... vs. Atlanta ..... 27-14 W

11/29/84 ..... Thu. .... at Minnesota ..... 31-17 W

## 1985 (2-1)

9/9/85 ..... Mon. .... at Dallas ..... 14-44 L

10/7/85 ..... Mon. .... vs. STL Cardinals ..... 27-10 W

11/18/85 ..... Mon. .... vs. NY Giants ..... 23-21 W

## 1986 (1-1)

10/27/86 ..... Mon. .... at NY Giants ..... 20-27 L

11/17/86 ..... Mon. .... vs. San Francisco ..... 14-6 W

## 1987 (1-2)

10/19/87 ..... Mon. .... at Dallas ..... 13-7 W

11/23/87 ..... Sun. .... vs. LA Rams ..... 26-30 L

12/20/87 ..... Sun. .... at Miami ..... 21-23 L

## 1988 (0-3)

9/5/88 ..... Mon. .... at NY Giants ..... 20-27 L

10/30/88 ..... Sun. .... at Houston ( Oilers ) ..... 17-41 L

11/21/88 ..... Mon. .... at San Francisco ..... 21-37 L

## 1989 (0-3)

9/11/89 ..... Mon. .... vs. NY Giants ..... 24-27 L

11/5/89 ..... Sun. .... vs. Dallas ..... 3-13 L

11/20/89 ..... Mon. .... vs. Denver ..... 10-14 L

## 1990 (1-2)

9/30/90 ..... Sun. .... at Phoenix ..... 38-10 W

11/12/90 ..... Mon. .... at Philadelphia ..... 14-28 L

12/22/90 ..... Sat. .... at Indianapolis ..... 28-35 L

## 1991 (4-0)

9/1/91 ..... Sun. .... vs. Detroit ..... 45-0 W

9/9/91 ..... Mon. .... at Dallas ..... 33-31 W

9/30/91 ..... Mon. .... vs. Philadelphia ..... 23-0 W

10/27/91 ..... Sun. .... at NY Giants ..... 17-13 W

## 1992 (1-3)

9/7/92 ..... Mon. .... at Dallas ..... 10-23 L

10/12/92 ..... Mon. .... vs. Denver ..... 34-3 W

11/1/92 ..... Sun. .... vs. NY Giants ..... 7-24 L

11/23/92 ..... Mon. .... at New Orleans ..... 3-20 L

## 1993 (2-2)

9/6/93 ..... Mon. .... vs. Dallas ..... 35-16 W

10/4/93 ..... Mon. .... at Miami ..... 10-17 L

11/1/93 ..... Mon. .... at Buffalo ..... 10-24 L

11/7/93 ..... Sun. .... vs. Indianapolis ..... 30-24 W

## 1994 (0-1)

10/9/94 ..... Sun. .... at Philadelphia ..... 17-21 L

## 1995 (0-1)

10/29/95 ..... Sun. .... vs. NY Giants ..... 15-24 L

## 1996 (1-0)

9/29/96 ..... Sun. .... vs. NY Jets ..... 31-16 W

## 1997 (2-0-1)

8/31/97 ..... Sun. .... at Carolina ..... 24-10 W

10/13/97 ..... Mon. .... vs. Dallas ..... 21-16 W

11/23/97 ..... Sun. .... vs. NY Giants ..... -7-7 T

## 1998 (0-2)

9/14/98 ..... Mon. .... vs. San Francisco ..... 10-45 L

12/27/98 ..... Sun. .... at Dallas ..... 7-23 L

## 1999 (2-0)

10/17/99 ..... Sun. .... at Arizona ..... 24-10 W

12/26/99 ..... Sun. .... at San Francisco ..... 26-20 W

## 2000 (2-2)

9/18/00 ..... Mon. .... vs. Dallas ..... 21-27 L

9/24/00 ..... Sun. .... at NY Giants ..... 16-6 W

10/30/00 ..... Mon. .... vs. Tennessee ..... 21-27 L

11/20/00 ..... Mon. .... at St. Louis ..... 33-20 W

## 2001 (1-2)

9/24/01 ..... Mon. .... at Green Bay ..... 0-37 L

10/15/01 ..... Mon. .... at Dallas ..... 7-9 L

12/30/01 ..... Sun. .... at New Orleans ..... 40-10 W

## 2002 (1-1)

9/16/02 ..... Mon. .... vs. Philadelphia ..... 7-37 L

10/27/02 ..... Sun. .... vs. Indianapolis ..... 26-21 W

## 2003 (1-2)

9/4/03 ..... Thu. .... vs. NY Jets ..... 16-13 W

11/23/03 ..... Sun. .... at Miami ..... 23-24 L

12/27/03 ..... Sat. .... vs. Philadelphia ..... 7-31 L

## 2004 (0-3)

9/27/04 ..... Mon. .... vs. Dallas ..... 18-21 L

10/10/04 ..... Sun. .... vs. Baltimore ..... 10-17 L

12/12/04 ..... Sun. .... vs. Philadelphia ..... 14-17 L

## 2005 (2-0)

9/19/05 ..... Mon. .... at Dallas ..... 14-13 W

11/6/05 ..... Sun. .... vs. Philadelphia ..... 17-10 W

## 2006 (0-3)

9/11/06 ..... Mon. .... vs. Minnesota ..... 16-19 L

9/17/06 ..... Sun. .... at Dallas ..... 10-27 L

12/30/06 ..... Sat. .... vs. NY Giants ..... 28-34 L

## 2007 (4-0)

9/17/07 ..... Mon. .... at Philadelphia ..... 20-12 W

12/6/07 ..... Thu. .... vs. Chicago ..... 24-16 W

12/16/07 ..... Sun. .... at NY Giants ..... 22-10 W

12/23/07 ..... Sun. .... at Minnesota ..... 32-21 W

## 2008 (0-4)

9/4/08 ..... Thu. .... at NY Giants ..... 7-16 L

11/3/08 ..... Mon. .... vs. Pittsburgh ..... 6-23 L

11/16/08 ..... Sun. .... vs. Dallas ..... 10-14 L

12/7/08 ..... Sun. .... vs. Baltimore ..... 10-24 L

## 2009 (0-3)

10/26/09 ..... Mon. .... vs. Philadelphia ..... 17-27 L

12/21/09 ..... Mon. .... vs. NY Giants ..... 12-45 L

12/27/09 ..... Sun. .... vs. Baltimore ..... 0-17 L

## 2010 (1-2)

9/12/10 ..... Sun. .... vs. Dallas ..... 13-7 W

10/17/10 ..... Sun. .... vs. Indianapolis ..... 24-27 L

11/15/10 ..... Mon. .... vs. Philadelphia ..... 28-59 L

## 2011 (0-1)

9/26/11 ..... Mon. .... at Dallas ..... 16-18 L

## 2012 (2-0)

12/3/12 ..... Mon. .... vs. NY Giants ..... 17-16 W

12/30/12 ..... Sun. .... vs. Dallas ..... 28-18 W

## 2013 (0-5)

9/9/13 ..... Mon. .... vs. Philadelphia ..... 27-33 L

10/13/13 ..... Sun. .... at Dallas ..... 16-31 L

11/7/13 ..... Thu. .... vs. Minnesota ..... 27-34 L

11/25/13 ..... Mon. .... vs. San Francisco ..... 6-27 L

12/1/13 ..... Sun. .... vs. NY Giants ..... 17-24 L

## 2014 (1-2)

9/25/14 ..... Thu. .... vs. NY Giants ..... 14-45 L

10/6/14 ..... Mon. .... vs. Seattle ..... 17-27 L

10/27/14 ..... Mon. .... at Dallas ..... 20-17 W

## 2015 (1-2)

9/24/15 ..... Thu. .... at NY Giants ..... 21-32 L

12/7/15 ..... Mon. .... vs. Dallas ..... 16-19 L

12/26/15 ..... Sat. .... at Philadelphia ..... 38-24 W

## 2016 (1-2)

9/12/16 ..... Mon. .... vs. Pittsburgh ..... 16-38 L

11/20/16 ..... Sun. .... vs. Green Bay ..... 42-24 W

12/19/16 ..... Mon. .... vs. Carolina ..... 15-26 L

## 2017 (2-3)

9/24/17 ..... Sun. .... vs. Oakland ..... 27-10 W

10/2/17 ..... Mon. .... at Kansas City ..... 20-29 L

10/23/17 ..... Mon. .... at Philadelphia ..... 24-34 L

11/23/17 ..... Thu. .... vs. NY Giants ..... 20-10 W

11/30/17 ..... Thu. .... at Dallas ..... 14-38 L

## 2018 (0-4)

10/8/18 ..... Mon. .... at New Orleans ..... 19-43 L

11/22/18 ..... Thu. .... at Dallas ..... 23-31 L

12/3/18 ..... Mon. .... at Philadelphia ..... 13-28 L

12/22/18 ..... Sat. .... at Tennessee ..... 16-25 L

## 2019 (0-2)

9/23/19 ..... Mon. .... vs. Chicago ..... 15-31 L

10/24/19 ..... Thu. .... at Minnesota ..... 9-19 L

## RECORD BY NIGHT

Prime-time games by night since 1970

| Night    | Record | Night    | Record  |
|----------|--------|----------|---------|
| Monday   | 28-45  | Saturday | 1-3     |
| Thursday | 4-7    | Sunday   | 18-17-1 |

# PRO BOWLERS

## 1950

|                     |    |
|---------------------|----|
| Bill Dudley .....   | HB |
| Harry Gilmer .....  | QB |
| Paul Lipscomb ..... | T  |

## 1951

|                     |    |
|---------------------|----|
| Sammy Baugh .....   | QB |
| Bill Dudley .....   | RB |
| Rob Goode .....     | FB |
| Paul Lipscomb ..... | T  |
| Laurie Niemi .....  | T  |

## 1952

|                     |    |
|---------------------|----|
| Harry Gilmer .....  | QB |
| Paul Lipscomb ..... | T  |
| Laurie Niemi .....  | T  |
| Hugh Taylor .....   | E  |
| John Williams ..... | HB |

## 1953

|                     |   |
|---------------------|---|
| Gene Brito .....    | E |
| Don Doll .....      | T |
| Paul Lipscomb ..... | T |

## 1954

|                   |    |
|-------------------|----|
| Dick Alban .....  | HB |
| Rob Goode .....   | FB |
| Hugh Taylor ..... | E  |
| Bill Wells .....  | HB |

## 1955

|                         |    |
|-------------------------|----|
| Gene Brito .....        | E  |
| Chuck Drazenovich ..... | LB |
| Eddie LeBaron .....     | QB |
| Volney Peters .....     | T  |
| Joe Scudero .....       | HB |
| Torgy Torgeson .....    | LB |
| Harry Ulinski .....     | C  |

## 1956

|                         |    |
|-------------------------|----|
| Sam Baker .....         | P  |
| Gene Brito .....        | E  |
| Al Dorow .....          | QB |
| Chuck Drazenovich ..... | LB |
| Leo Elter .....         | RB |
| Dick Stanfel .....      | G  |
| Torgy Torgeson .....    | LB |

## 1957

|                         |    |
|-------------------------|----|
| Gene Brito .....        | E  |
| John Carson .....       | E  |
| Chuck Drazenovich ..... | LB |
| Eddie LeBaron .....     | QB |
| Jim Podoley .....       | RB |
| Dick Stanfel .....      | G  |

## 1958

|                         |    |
|-------------------------|----|
| Gene Brito .....        | E  |
| Chuck Drazenovich ..... | LB |
| Eddie LeBaron .....     | QB |
| Jim Schrader .....      | C  |
| Dick Stanfel .....      | G  |

## 1959

|                     |    |
|---------------------|----|
| Bill Anderson ..... | E  |
| Don Bosseler .....  | RB |
| Jim Schrader .....  | C  |
| Bob Toneff .....    | DT |

## 1960

|                     |    |
|---------------------|----|
| Bill Anderson ..... | E  |
| Bob Khayat .....    | DT |
| Bob Toneff .....    | DT |

## 1961

|                    |    |
|--------------------|----|
| Dickie James ..... | RB |
| Ray Lemek .....    | T  |
| Jim Schrader ..... | C  |
| Bob Toneff .....   | DT |

## 1962

|                      |    |
|----------------------|----|
| Rod Breedlove .....  | LB |
| Bobby Mitchell ..... | FL |
| John Nisby .....     | G  |
| Norm Snead .....     | QB |

## 1963

|                      |    |
|----------------------|----|
| Bobby Mitchell ..... | FL |
| Vince Promuto .....  | G  |
| Joe Rutgens .....    | DT |
| Norm Snead .....     | QB |

## 1964

|                       |    |
|-----------------------|----|
| Sam Huff .....        | LB |
| Sonny Jurgensen ..... | QB |
| Paul Krause .....     | DB |
| Bobby Mitchell .....  | FL |
| John Paluck .....     | DE |
| Vince Promuto .....   | G  |
| Charley Taylor .....  | RB |

## 1965

|                      |    |
|----------------------|----|
| Paul Krause .....    | DB |
| Joe Rutgens .....    | DT |
| Charley Taylor ..... | RB |

## 1966

|                       |    |
|-----------------------|----|
| Chris Hanburger ..... | LB |
| Sonny Jurgensen ..... | QB |
| Charley Taylor .....  | WR |

## 1967

|                       |    |
|-----------------------|----|
| Chris Hanburger ..... | LB |
| Len Hauss .....       | C  |
| Sonny Jurgensen ..... | QB |
| Jerry Smith .....     | TE |
| Charley Taylor .....  | WR |

## 1968

|                       |    |
|-----------------------|----|
| Chris Hanburger ..... | LB |
| Len Hauss .....       | C  |

## 1969

|                       |    |
|-----------------------|----|
| Larry Brown .....     | RB |
| Pat Fischer .....     | CB |
| Chris Hanburger ..... | LB |
| Len Hauss .....       | C  |
| Sonny Jurgensen ..... | QB |
| Jerry Smith .....     | TE |

## 1970

|                    |    |
|--------------------|----|
| Larry Brown* ..... | RB |
| Len Hauss .....    | C  |

## 1971

|                     |    |
|---------------------|----|
| Larry Brown* .....  | RB |
| Speedy Duncan ..... | PR |
| Len Hauss .....     | C  |
| Roy Jefferson ..... | WR |
| Curt Knight .....   | K  |

## 1972

|                        |    |
|------------------------|----|
| Larry Brown .....      | RB |
| Chris Hanburger* ..... | LB |
| Len Hauss .....        | C  |
| Billy Kilmer* .....    | QB |
| Charley Taylor .....   | WR |

## 1973

|                        |    |
|------------------------|----|
| Chris Hanburger* ..... | LB |
| Ken Houston* .....     | FS |
| Herb Mul-Key .....     | PR |
| Charley Taylor* .....  | WR |

## 1974

|                        |    |
|------------------------|----|
| Chris Hanburger* ..... | LB |
| Ken Houston* .....     | SS |
| Diron Talbert .....    | DT |
| Charley Taylor* .....  | WR |

## 1975

|                        |    |
|------------------------|----|
| Chris Hanburger* ..... | LB |
| Ken Houston* .....     | SS |
| Charley Taylor .....   | WR |

## 1976

|                       |    |
|-----------------------|----|
| Eddie Brown .....     | PR |
| Chris Hanburger ..... | LB |
| Ken Houston* .....    | SS |
| Mike Thomas .....     | RB |

## 1977

|                   |    |
|-------------------|----|
| Eddie Brown ..... | PR |
| Jean Fugett ..... | TE |
| Ken Houston ..... | SS |

## 1978

|                   |    |
|-------------------|----|
| Tony Green .....  | PR |
| Ken Houston ..... | SS |

## 1979

|                      |    |
|----------------------|----|
| Ken Houston .....    | SS |
| Mark Moseley .....   | K  |
| Lemar Parrish* ..... | CB |

## 1980

|                      |    |
|----------------------|----|
| Mike Nelms .....     | PR |
| Lemar Parrish* ..... | CB |

## 1981

|                  |    |
|------------------|----|
| Mike Nelms ..... | PR |
|------------------|----|

## 1982

|                      |    |
|----------------------|----|
| Charlie Brown .....  | WR |
| Mark Moseley .....   | K  |
| Mike Nelms .....     | PR |
| Tony Peters* .....   | SS |
| Joe Theismann* ..... | QB |

## 1983

|                      |    |
|----------------------|----|
| Jeff Bostic* .....   | C  |
| Charlie Brown .....  | WR |
| Dave Butz .....      | DT |
| Russ Grimm* .....    | G  |
| Joe Jacoby* .....    | T  |
| Mark Murphy* .....   | FS |
| Joe Theismann* ..... | QB |

# PRO BOWLERS

## 1984

|                |    |
|----------------|----|
| Darrell Green* | CB |
| Russ Grimm*    | G  |
| Joe Jacoby*    | T  |
| Art Monk       | WR |

## 1985

|             |    |
|-------------|----|
| Russ Grimm* | G  |
| Joe Jacoby  | T  |
| Art Monk*   | WR |

## 1986

|                |    |
|----------------|----|
| Gary Clark*    | WR |
| Darrell Green* | CB |
| Russ Grimm     | G  |
| Joe Jacoby     | T  |
| Dexter Manley* | DE |
| Art Monk       | WR |
| Jay Schroeder  | QB |

## 1987

|                |    |
|----------------|----|
| Gary Clark     | WR |
| Darrell Green* | CB |
| Charles Mann   | DE |

## 1988

|              |    |
|--------------|----|
| Charles Mann | DE |
| Mark May*    | T  |

## 1989

|              |    |
|--------------|----|
| Charles Mann | DE |
| Mark Rypien  | QB |

## 1990

|                |    |
|----------------|----|
| Earnest Byner* | RB |
| Gary Clark     | WR |
| Darrell Green* | CB |
| Jim Lachey*    | T  |

## 1991

|                |    |
|----------------|----|
| Earnest Byner  | RB |
| Gary Clark     | WR |
| Darrell Green* | CB |
| Jim Lachey*    | T  |
| Chip Lohmiller | K  |
| Charles Mann   | DE |
| Mark Rypien*   | QB |
| Mark Schlereth | G  |

## 1992

|                 |    |
|-----------------|----|
| Wilber Marshall | LB |
|-----------------|----|

## 1994

|             |    |
|-------------|----|
| Ken Harvey* | LB |
| Reggie Roby | P  |

## 1995

|                |       |
|----------------|-------|
| Ken Harvey*    | LB    |
| Brian Mitchell | KR/PR |

## 1996

|               |    |
|---------------|----|
| Terry Allen*  | RB |
| Gus Frerotte  | QB |
| Darrell Green | CB |
| Ken Harvey    | LB |
| Matt Turk     | P  |

## 1997

|                |    |
|----------------|----|
| Cris Dishman   | CB |
| Darrell Green* | CB |
| Ken Harvey     | LB |
| Matt Turk      | P  |

## 1998

|           |   |
|-----------|---|
| Matt Turk | P |
|-----------|---|

## 1999

|               |    |
|---------------|----|
| Stephen Davis | RB |
| Brad Johnson  | QB |
| Tré Johnson*  | G  |

## 2000

|                   |    |
|-------------------|----|
| Stephen Alexander | TE |
| Champ Bailey*     | CB |
| Marco Coleman     | DE |
| Stephen Davis     | RB |

## 2001

|                  |    |
|------------------|----|
| LaVar Arrington* | LB |
| Chris Samuels*   | OT |
| Champ Bailey     | CB |

## 2002

|                  |    |
|------------------|----|
| LaVar Arrington* | LB |
| Champ Bailey*    | CB |
| Chris Samuels*   | OT |

## 2003

|                  |    |
|------------------|----|
| LaVar Arrington* | LB |
| Champ Bailey*    | CB |
| Laveranues Coles | WR |

## 2004

|                    |    |
|--------------------|----|
| Marcus Washington* | LB |
|--------------------|----|

## 2005

|               |    |
|---------------|----|
| Santana Moss* | WR |
| Chris Samuels | OT |

## 2006

|               |    |
|---------------|----|
| Chris Samuels | OT |
| Sean Taylor   | S  |

## 2007

|                |    |
|----------------|----|
| Ethan Albright | LS |
| Chris Cooley   | TE |
| Chris Samuels* | OT |
| Sean Taylor    | S  |

## 2008

|                |    |
|----------------|----|
| Chris Cooley   | TE |
| Clinton Portis | RB |
| Chris Samuels  | OT |
| Mike Sellers*  | FB |

## 2009

|                  |    |
|------------------|----|
| London Fletcher* | LB |
| Brian Orakpo*    | LB |

## 2010

|                 |    |
|-----------------|----|
| London Fletcher | LB |
| DeAngelo Hall*  | CB |
| Brian Orakpo*   | LB |

## 2011

|                 |    |
|-----------------|----|
| London Fletcher | LB |
|-----------------|----|

## 2012

|                    |       |
|--------------------|-------|
| Lorenzo Alexander  | ST/LB |
| London Fletcher*   | LB    |
| Robert Griffin III | QB    |
| Ryan Kerrigan      | LB    |
| Trent Williams     | T     |

## 2013

|                 |    |
|-----------------|----|
| Alfred Morris   | RB |
| Brian Orakpo    | LB |
| Trent Williams* | T  |

## 2014

|                |    |
|----------------|----|
| Alfred Morris  | RB |
| Trent Williams | T  |

## 2015

|                |   |
|----------------|---|
| Trent Williams | T |
|----------------|---|

## 2016

|                 |    |
|-----------------|----|
| Kirk Cousins    | QB |
| Ryan Kerrigan   | LB |
| Jordan Reed     | TE |
| Brandon Scherff | G  |
| Trent Williams* | T  |

## 2017

|                 |    |
|-----------------|----|
| Ryan Kerrigan*  | LB |
| Brandon Scherff | G  |
| Trent Williams  | T  |

## 2018

|                |    |
|----------------|----|
| Ryan Kerrigan* | LB |
| Trent Williams | T  |

## 2019

|                 |   |
|-----------------|---|
| Tress Way*      | P |
| Brandon Scherff | G |

\*Starters since 1970 NFL-AFL merger indi-

## MOST SELECTIONS

All-time

| Player          | No. | Years                     |
|-----------------|-----|---------------------------|
| Chris Hanburger | 9   | 1966-69, 72-76            |
| Charley Taylor  | 8   | 1964-67, 72-75            |
| Darrell Green   | 7   | 1984, 86-87, 90-91, 96-97 |
| Ken Houston     | 7   | 1973-79                   |
| Trent Williams  | 7   | 2001-02, 2012-18          |
| Chris Samuels   | 6   | 2001-02, 05-08            |
| Len Hauss       | 6   | 1967-72                   |

## CONSECUTIVE SELECTIONS

All-time

| Player            | No. | Years   |
|-------------------|-----|---------|
| Ken Houston       | 7   | 1973-79 |
| Trent Williams    | 7   | 2012-18 |
| Len Hauss         | 6   | 1967-72 |
| Chris Hanburger   | 5   | 1972-76 |
| Paul Lipscomb     | 4   | 1950-53 |
| Gene Brito        | 4   | 1955-58 |
| Chuck Drazenovich | 4   | 1955-58 |
| Charley Taylor    | 4   | 1964-67 |
| Chris Hanburger   | 4   | 1966-69 |
| Larry Brown       | 4   | 1969-72 |
| Russ Grimm        | 4   | 1983-86 |
| Joe Jacoby        | 4   | 1983-86 |
| Ken Harvey        | 4   | 1994-97 |
| Chris Samuels     | 4   | 2005-08 |
| London Fletcher   | 4   | 2009-12 |

# RECORD BOOK: TEAM

\*Asterisks indicate NFL records

## CHAMPIONSHIPS

|                               |   |
|-------------------------------|---|
| <b>League Championships</b>   |   |
| 5 .....                       | 1937, 42, 82, 87, 91                                    |
| <b>NFC Championships</b>      |   |
| 5 .....                       | 1972, 82-83, 87, 91                                     |
| <b>Division Championships</b> |   |
| 15 .....                      | 1936-37, 40, 42-43, 45, 72, 82-84, 87, 91, 99,<br>..... |
|                               | 2012, 15  |

## GAMES WON

|   |  |
|---|--|
| <b>Most Consecutive Games Won</b>                             |  |
| 14 .....  | 1942-43 (includes playoffs)                        |
| 11 .....  | (all wins) ..... 1991                              |
| 11 .....  | 1983 (includes playoffs)                           |
| <b>Most Consecutive Games Without Defeat</b>                  |  |
| 17 .....  | (16 wins, 1 tie) ..... 1942-43 (includes playoffs) |
| 11 .....  | (all wins) ..... 1991                              |
| 11 .....  | (all wins) ..... 1983 (includes playoffs)          |
| <b>Most Games Won, Season</b>                                 |  |
| 14 .....  | 1983   |
| 14 .....  | 1991   |
| 12 .....  | 1986   |
| <b>Most Games Won, Season (Including Playoffs)</b>            |  |
| 17 .....  | 1991   |
| 16 .....  | 1983   |
| 14 .....  | 1997   |
| 14 .....  | 1986   |
| <b>Most Consecutive Games Won, Season</b>                     |  |
| 11 .....  | 1991   |
| 9 .....   | 1983   |
| 9 .....   | 1972   |
| <b>Most Consecutive Games Won, Start of Season</b>            |  |
| 11 .....  | 1991   |
| 7 .....   | 1940   |
| 5 .....   | 1986   |
| 5 .....   | 1971   |
| <b>Most Consecutive Games Won, End of Season</b>              |  |
| 9 .....   | 1942   |
| 9 .....   | 1983   |
| 7 .....   | 2012   |
| <b>Most Consecutive Games Without Defeat, Start of Season</b> |  |
| 11 .....  | (all wins) ..... 1991                              |
| 7 .....   | (6 wins, 1 tie) ..... 1943                         |
| 7 .....   | (all wins) ..... 1940                              |
| <b>Most Consecutive Games Without Defeat, End of Season</b>   |  |
| 9 .....   | (all wins) ..... 1983                              |
| 9 .....   | (all wins) ..... 1942                              |
| 7 .....   | (all wins) ..... 2012                              |
| <b>Most Consecutive Home Games Won</b>                        |  |
| 11 .....  | 1939-40  |
| 11 .....  | 1990-91  |
| 10 .....  | 1974-75  |

|   |  |
|---|--|
| <b>Most Consecutive Home Games Without Defeat</b>   |  |
| 14 .....  | (won 2, tied 1, won 11) ..... 1938-40        |
| 11 .....  | (all wins) ..... 1990-91                     |
| 10 .....  | (all wins) ..... 1974-75                     |
| <b>Most Consecutive Road Games Won</b>              |  |
| 9 .....   | 1981-83                                      |
| 7 .....   | 1991   |
| 7 .....   | 1985-86                                      |
| 7 .....   | 1942-43                                      |
| <b>Most Consecutive Road Games Without Defeat</b>   |  |
| 9 .....   | (all wins) ..... 1981-83                     |
| 8 .....   | (7 wins, 1 tie) ..... 1942-43                |
| 7 .....   | Three times ..... (Last: 1991)               |
| <b>Most Shutout Games Won or Tied, Season</b>       |  |
| 4 .....   | (all wins) ..... 1934                        |
| 3 .....   | Four times ..... (Last: 1991)                |
| <b>Most Consecutive Shutout Games Won or Tied</b>   |  |
| 2 .....   | Multiple times (Last: 12/23/89 and 09/09/90) |
| <b>Largest Margin of Victory</b>                    |  |
| 45 .....  | vs. Lions ..... 09/01/91                     |
| 44 .....  | vs. Rams ..... 01/01/84                      |
| 42 .....  | vs. Bears ..... 12/15/74                     |
| 42 .....  | at Dodgers ..... 11/12/39                    |
| <b>Overtime Games, Played, Season</b>               |  |
| 4 .....   | 2010   |
| 3 .....   | Two times ..... (Last: 1999)                 |
| <b>Overtime Games, Won, Season</b>                  |  |
| 3 .....   | 2010   |
| 2 .....   | Two times ..... (Last: 2007)                 |
| <b>GAMES LOST</b>                                   |  |
| <b>Most Consecutive Games Lost</b>                  |  |
| 17 .....  | 1960-61                                      |
| 9 .....   | 2013-14                                      |
| 8 .....   | 1950   |
| 8 .....   | 1935   |
| <b>Most Consecutive Games Without Victory</b>       |  |
| 23 .....  | (20 losses, 3 ties) ..... 1960-61            |
| 9 .....   | (all losses) ..... 2013-14                   |
| 8 .....   | (all losses) ..... 1950                      |
| 8 .....   | (all losses) ..... 1935                      |
| <b>Most Games Lost, Season</b>                      |  |
| 13 .....  | 2013   |
| 13 .....  | 1994   |
| <b>Most Consecutive Games Lost, Season</b>          |  |
| 9 .....   | 1961   |
| 8 .....   | 2013   |
| 8 .....   | 1950   |
| 8 .....   | 1935   |
| <b>Most Consecutive Games Lost, Start of Season</b> |  |
| 9 .....   | 1961   |
| 7 .....   | 1998   |
| 5 .....   | Three times ..... (Last: 1981)               |
| <b>Most Consecutive Games Lost, End of Season</b>   |  |
| 8 .....   | 2013   |
| 8 .....   | 1960   |
| 5 .....   | Three times ..... (Last: 1978)               |

# RECORD BOOK: TEAM

## Most Consecutive Games Without Victory, Season

|    |                                |            |
|----|--------------------------------|------------|
| 13 | ..... (lost 9, tied 1, lost 3) | ..... 1961 |
| 8  | ..... (all losses)             | ..... 2013 |
| 8  | ..... (all losses)             | ..... 1950 |
| 8  | ..... (all losses)             | ..... 1935 |

## Most Consecutive Games Without Victory, Start of Season

|    |                                |                    |
|----|--------------------------------|--------------------|
| 13 | ..... (lost 9, tied 1, lost 3) | ..... 1961         |
| 7  | ..... (all losses)             | ..... 1998         |
| 5  | ..... Multiple times           | ..... (Last: 2019) |

## Most Consecutive Games Without Victory, End of Season

|   |                   |                    |
|---|-------------------|--------------------|
| 8 | .....             | ..... 2013         |
| 8 | .....             | ..... 1960         |
| 5 | ..... Three times | ..... (Last: 1978) |

## Most Consecutive Home Games Lost

|    |       |               |
|----|-------|---------------|
| 10 | ..... | ..... 1960-61 |
| 9  | ..... | ..... 2018-19 |
| 9  | ..... | ..... 1993-94 |
| 8  | ..... | ..... 2011-12 |

## Most Consecutive Home Games Without Victory

|    |       |               |
|----|-------|---------------|
| 11 | ..... | ..... 1960-61 |
| 9  | ..... | ..... 2018-19 |
| 9  | ..... | ..... 1993-94 |
| 8  | ..... | ..... 2011-12 |

## Most Consecutive Road Games Lost

|   |       |               |
|---|-------|---------------|
| 9 | ..... | ..... 2014-15 |
| 9 | ..... | ..... 2013-14 |
| 9 | ..... | ..... 2008-09 |
| 9 | ..... | ..... 1960-61 |

## Most Consecutive Road Games Without Victory

|    |       |               |
|----|-------|---------------|
| 18 | ..... | ..... 1959-62 |
| 9  | ..... | ..... 2014-15 |
| 9  | ..... | ..... 2013-14 |
| 9  | ..... | ..... 2008-09 |

## Most Shutout Games Lost or Tied, Season

|   |                         |            |
|---|-------------------------|------------|
| 5 | ..... (4 losses, 1 tie) | ..... 1933 |
| 5 | ..... (4 losses, 1 tie) | ..... 1932 |
| 4 | ..... (3 losses, 1 tie) | ..... 1935 |
| 4 | ..... (all losses)      | ..... 1934 |

## Most Consecutive Shutout Games Lost or Tied

|   |                      |                    |
|---|----------------------|--------------------|
| 2 | ..... Multiple times | ..... (Last: 1961) |
|---|----------------------|--------------------|

## Largest Margin of Defeat

|    |                  |                |
|----|------------------|----------------|
| 73 | ..... vs. Bears  | ..... 12/08/40 |
| 59 | ..... vs. Browns | ..... 11/07/54 |
| 53 | ..... vs. Giants | ..... 11/05/61 |

## TIE GAMES

### Most Tie Games, Season

|   |                 |                    |
|---|-----------------|--------------------|
| 3 | .....           | ..... 1967         |
| 2 | ..... Six times | ..... (Last: 1969) |

### Most Consecutive Tie Games

|   |                      |                                     |
|---|----------------------|-------------------------------------|
| 2 | ..... Multiple times | ..... (Last: 10/15/67 and 10/22/67) |
|---|----------------------|-------------------------------------|

## SCORING

### Seasons Leading League, Scoring

|   |       |                        |
|---|-------|------------------------|
| 3 | ..... | ..... 1940, 1983, 1991 |
|---|-------|------------------------|

### Most Consecutive Seasons Leading League, Scoring

|   |       |                        |
|---|-------|------------------------|
| 1 | ..... | ..... 1940, 1983, 1991 |
|---|-------|------------------------|

## POINTS

### Most Points, Season

|     |       |            |
|-----|-------|------------|
| 541 | ..... | ..... 1983 |
| 485 | ..... | ..... 1991 |
| 443 | ..... | ..... 1999 |

### Fewest Points, Season

|     |       |            |
|-----|-------|------------|
| 55  | ..... | ..... 1932 |
| 65  | ..... | ..... 1935 |
| 103 | ..... | ..... 1933 |

### Most Points, Game

|     |                   |                |
|-----|-------------------|----------------|
| 72* | ..... vs. Giants  | ..... 11/27/66 |
| 59  | ..... vs. Yanks   | ..... 10/31/48 |
| 56  | ..... vs. Falcons | ..... 11/10/91 |

### Most Points, Both Teams, Game

|      |  |                |
|------|--|----------------|
| 113* | ..... Washington (72) vs. Giants (41)  | ..... 11/27/66 |
| 95   | ..... Washington (47) vs. Packers (48) | ..... 10/17/83 |
| 87   | ..... Washington (42) vs. Cards (45)   | ..... 11/22/98 |
| 87   | ..... Washington (42) vs. Eagles (45)  | ..... 09/28/47 |

### Fewest Points, Both Teams, Game

|   |                  |                                   |
|---|------------------|-----------------------------------|
| 0 | ..... Four times | ..... (Last: vs. Giants 10/01/39) |
|---|------------------|-----------------------------------|

### Most Points, Shutout Victory, Game

|    |                   |                |
|----|-------------------|----------------|
| 45 | ..... vs. Lions   | ..... 09/01/91 |
| 42 | ..... vs. Bears   | ..... 12/15/74 |
| 42 | ..... vs. Dodgers | ..... 11/12/39 |

### Most Consecutive Games Scoring Including Playoffs

|     |       |               |
|-----|-------|---------------|
| 129 | ..... | ..... 1961-70 |
|-----|-------|---------------|

### Most Consecutive Games Scoring, Regular Season

|     |       |               |
|-----|-------|---------------|
| 201 | ..... | ..... 1980-93 |
|-----|-------|---------------|

### Fewest Points, Shutout Victory, Game

|   |                   |                                   |
|---|-------------------|-----------------------------------|
| 3 | ..... vs. Dodgers | ..... 10/05/41                    |
| 6 | ..... vs. Eagles  | ..... 10/21/34                    |
| 7 | ..... Five times  | ..... (Last: vs. 49ers, 11/13/55) |

### Most Points Overcome to Win Game

|       |  |                |
|-------|--|----------------|
| 24..  | ..... vs. Buccaneers (trailed 24-0, won 31-30)   | ..... 10/25/15 |
| 21... | ..... vs. Panthers (trailed 21-0, won 38-36)     | ..... 10/03/99 |
| 21... | ..... vs. Lions (trailed 35-13, won 41-38 in OT) | ..... 11/04/90 |
| 21... | ..... vs. Cowboys (trailed 21-0, won 34-31)      | ..... 11/28/65 |

### Most Points Overcome to Tie Game

|    |  |                |
|----|--|----------------|
| 21 | ..... vs. Eagles (trailed 14-35, tied 35-35) | ..... 12/03/67 |
|----|--|----------------|

### Most Points, One Half

|    |                           |                |
|----|---------------------------|----------------|
| 43 | ..... vs. Lions [2nd]     | ..... 11/14/48 |
| 38 | ..... vs. Rams [1st]      | ..... 01/01/84 |
| 38 | ..... vs. Giants [2nd]    | ..... 11/27/66 |
| 38 | ..... vs. Cardinals [1st] | ..... 11/09/58 |

### Most Points, Both Teams, One Half

|    |   |                |
|----|---|----------------|
| 65 | ..... Washington (38) vs. Giants (27), 2nd    | ..... 11/27/66 |
| 55 | ..... Washington (13) vs. Bears (42), 2nd     | ..... 10/26/47 |
| 52 | ..... Washington (14) vs. Broncos (38), 2nd   | ..... 10/27/13 |
| 52 | ..... Washington (28) vs. Panthers (24), 1st  | ..... 10/03/99 |
| 52 | ..... Washington (31) vs. Eagles (21), 2nd    | ..... 10/01/55 |
| 52 | ..... Washington (14) vs. Cardinals (38), 1st | ..... 10/22/50 |

### Most Points, One Quarter

|    |                         |                                     |
|----|-------------------------|-------------------------------------|
| 35 | ..... vs. Broncos [2nd] | ..... 01/31/88                      |
| 28 | ..... Multiple times    | ..... (Last: vs. Cowboys, 11/22/12) |

# RECORD BOOK: TEAM

## Most Points, Each Quarter

|  |
|--|
| Q1: 21..... Five times .....[Last: at Cowboys, 01/03/16] |
| Q2: 35 ..... vs. Broncos .....01/31/88                   |
| Q3: 28 ..... at Eagles.....10/01/55                      |
| Q4: 27 ..... vs. Lions.....11/14/48                      |

## Most Points, Both Teams, Each Quarter

|  |
|--|
| Q1: 28 ..... Multiple times ... [Last: vs. CAR, 14-14, 11/22/15] |
| Q2: 42 ..... Washington (21) vs. Eagles (21).....11/27/83        |
| Q3: 42 ..... Washington (28) vs. Eagles (14).....10/01/55        |
| Q4: 37 ..... Washington (24) vs. Giants (13) .....11/27/66       |

## Most Points, Both Teams, One Quarter

|   |
|---|
| 42..... Washington (21) vs. Eagles (21), 2nd ....11/27/83 |
| 42..... Washington (28) vs. Eagles (14), 3rd...10/01/55   |
| 38..... Washington (17) vs. Falcons (21), 2nd 09/14/03    |

## TOUCHDOWNS

### Seasons Leading League, Touchdowns

|                 |
|-----------------|
| 2 .....1940, 83 |
|-----------------|

### Most Touchdowns, Season

|             |
|-------------|
| 63.....1983 |
| 56.....1991 |
| 54.....1999 |

### Fewest Touchdowns, Season

|             |
|-------------|
| 8 .....1932 |
| 9 .....1935 |
| 14.....1933 |

### Most Touchdowns, Game

|                                    |
|------------------------------------|
| 10* ..... vs. Giants .....11/27/66 |
| 8 ..... vs. Falcons .....11/10/91  |
| 8 ..... vs. Yanks .....10/31/48    |

### Most Touchdowns, Both Teams, Game

|  |
|--|
| 16* ..... Washington (10) vs. Giants (6) .....11/27/66 |
| 12 ..... Washington (4) vs. Eagles (8) .....11/15/10   |
| 12 ..... Washington (6) vs. Eagles (6) .....09/28/47   |

### Most Consecutive Games Scoring Touchdowns

|                |
|----------------|
| 86.....1995-00 |
|----------------|

## POINTS AFTER TOUCHDOWNS

### Most (One-Point) PATs, Season

|             |
|-------------|
| 62.....1983 |
| 56.....1991 |
| 50.....2012 |

### Fewest (One-Point) PATs, Season

|             |
|-------------|
| 8 .....1934 |
| 12.....1938 |
| 13.....1933 |

### Most (One-Point) PATs, Game

|                                   |
|-----------------------------------|
| 9 ..... vs. Giants .....11/27/66  |
| 8 ..... vs. Falcons .....11/10/91 |
| 8 ..... vs. Yanks .....10/31/48   |

### Most (One-Point) PATs, Both Teams, Game

|  |
|--|
| 14* ..... Washington (9) vs. Giants (5).....11/27/66 |
|--|

### Most Two-Point Conversions, Season

|                                |
|--------------------------------|
| 3 .....1994                    |
| 2 .....Nine times [Last: 2018] |

### Most Two-Point Conversions, Game

|   |
|---|
| 2 ..... vs. New York Giants.....12/9/18 |
| 2 ..... vs. Philadelphia.....11/17/13   |
| 2 ..... vs. Dallas.....12/19/10         |
| 2 ..... vs. San Francisco.....11/06/94  |

### Most Two-Point Conversions, Both Teams, Game

|  |
|--|
| 2 ..... Multiple times .....[Last: vs. NY Giants, 12/9/18] |
|--|

## FIELD GOALS

### Seasons Leading League, Field Goals

|                   |
|-------------------|
| 8 .....Last: 1992 |
|-------------------|

### Most Consecutive Seasons Leading League, Field Goals

|                |
|----------------|
| 2 .....1976-77 |
|----------------|

### Most Field Goals Attempted, Season

|             |
|-------------|
| 49.....1971 |
| 47.....1983 |
| 43.....1991 |

### Fewest Field Goals Attempted, Season

|             |
|-------------|
| 5 .....1940 |
| 7 .....1949 |
| 7 .....1948 |
| 7 .....1943 |

### Most Field Goals Attempted, Game

|  |
|--|
| 7 ..... vs. Oilers .....10/10/71                         |
| 6 ..... Multiple times .....[Last: vs. Titans, 11/21/10] |

### Most Field Goal Attempts, Both Teams, Game

|  |
|--|
| 11* ..... Washington (6) vs. Giants (5).....11/14/76 |
| 11* ..... Washington (6) vs. Bears (5).....11/14/71  |
| 10 ..... Washington (7) vs. Oilers (3).....10/10/71  |

### Most Field Goals, Season

|             |
|-------------|
| 34.....2016 |
| 33.....1983 |
| 31.....2011 |
| 31.....1991 |

### Fewest Field Goals, Season

|             |
|-------------|
| 0 .....1935 |
| 0 .....1932 |

### Most Field Goals, Game

|   |
|---|
| 5 ..... Multiple times .....[Last: at Giants, 09/25/16] |
|---|

### Most Field Goals, Both Teams, Game

|  |
|--|
| 9 ..... Washington (3) vs. Cowboys (6) .....09/26/11 |
| 8 ..... Washington (3) vs. Bills (5).....12/02/07    |
| 8 ..... Washington (5) vs. Bears (3).....11/14/71    |

### Most Consecutive Games, Scoring Field Goals

|                |
|----------------|
| 28.....1988-90 |
|----------------|

## SAFETIES

### Most Safeties, Season

|  |
|--|
| 3 .....1989                              |
| 2 ..... Multiple times .....[Last: 2007] |

### Most Safeties, Game

|   |
|---|
| 1 ..... Multiple times ..... [Last: vs. Panthers, 11/22/15] |
|---|

### Most Safeties Allowed, Game

|                                  |
|----------------------------------|
| 2 ..... vs. Giants .....11/05/61 |
|----------------------------------|

# RECORD BOOK: TEAM

## FIRST DOWNS

### Seasons Leading League, First Downs

1 ..... 1999

### Most First Downs, Season

353 ..... 1983  
345 ..... 1984  
341 ..... 2012

### Fewest First Downs, Season

95 ..... 1935  
112 ..... 1943  
133 ..... 1944

### Most First Downs, Game

39 ..... vs. Lions [14 rush/25 pass] ..... 11/04/90  
35 ..... vs. Bears [9 rush/22 pass/4 pen] ..... 11/26/89  
33 ..... vs. Packers [12 rush/21 pass] ..... 10/17/83  
33 ..... vs. Browns [9 rush/22 pass/2 pen] ..... 11/26/67

### Fewest First Downs, Game

4 ..... vs. Browns [2 rush/1 pass/1 pen] ..... 11/07/54

### Most First Downs, Both Teams, Game

65\* ..... Washington [30] vs. Bengals [35] ..... 10/30/16  
57 ..... Washington [25] vs. Cardinals [32] ..... 11/10/96  
56 ..... Washington [31] vs. Cardinals [25] ..... 11/22/98  
56 ..... Washington [33] vs. Packers [23] ..... 10/17/83

### Fewest First Downs, Both Teams, Game

10 ..... Washington [6] vs. Giants [4] ..... 12/11/60

### Most First Downs, Rushing, Season

165 ..... 1983  
154 ..... 1984  
147 ..... 1985

### Fewest First Downs, Rushing, Season

55 ..... 1961  
55 ..... 1943  
59 ..... 1962  
59 ..... 1944

### Most First Downs, Rushing, Game

17 ..... vs. Cowboys ..... 12/30/12  
15 ..... vs. Bengals ..... 09/23/12  
15 ..... vs. Texans ..... 12/22/02  
15 ..... vs. Colts ..... 10/27/96

### Fewest First Downs, Rushing, Game

0 ..... at Bills ..... 10/30/11  
0 ..... vs. Giants ..... 12/13/97  
0 ..... vs. Cowboys ..... 09/06/81  
0 ..... vs. Dolphins ..... 10/13/74  
0 ..... vs. Saints ..... 10/28/73  
0 ..... at Philadelphia ..... 9/8/19  
1 ..... Multiple times ..... [Last: vs. Eagles, 12/30/18]

### Most First Downs, Rushing, Both Teams, Game

36\* ..... Washington [11] vs. Eagles [25] ..... 12/02/51  
31 ..... Washington [13] vs. Lions [18] ..... 09/30/51

### Fewest First Downs, Rushing, Both Teams, Game [since 1991]

4 ..... Washington [3] vs. Eagles [1] ..... 09/10/17  
4 ..... Washington [1] at Cardinals [3] ..... 10/12/14  
4 ..... Washington [2] vs. Cowboys [2] ..... 12/30/07  
5 ..... Washington [0] vs. Bills [5] ..... 10/30/11  
5 ..... Washington [3] vs. Cowboys [2] ..... 09/26/11  
5 ..... Washington [2] vs. Eagles [3] ..... 10/26/09

### Most First Downs, Passing, Season

226 ..... 2016  
217 ..... 1989  
204 ..... 2015

### Fewest First Downs, Passing, Season

49 ..... 1943  
62 ..... 1951  
64 ..... 1941

### Most First Downs, Passing, Game

25 ..... vs. Lions ..... 11/04/90  
24 ..... vs. Bengals ..... 10/30/16  
23 ..... vs. Titans ..... 11/21/10

### Fewest First Downs, Passing, Game

2 ..... vs. Cardinals ..... 09/19/71

### Most First Downs, Passing, Both Teams, Game

41 ..... Washington [24] vs. Bengals [17] ..... 10/30/16  
40 ..... Washington [17] vs. Texans [23] ..... 09/19/10  
39 ..... Washington [21] vs. Lions [18] ..... 09/22/13

### Fewest First Downs, Passing, Both Teams, Game [since 1991]

8 ..... Washington [3] vs. Cowboys [5] ..... 12/14/03  
9 ..... Washington [7] vs. Eagles [2] ..... 11/25/01  
10 ..... Three times ..... [Last: vs. Bears, 10/17/04]

### Most First Downs, Penalty, Season

44 ..... 2014  
34 ..... 1999  
31 ..... 2002

### Fewest First Downs, Penalty, Season

4 ..... 1944  
6 ..... 1945  
7 ..... 1964

### Most First Downs, Penalty, Game

7 ..... at Arizona ..... 09/09/18  
7 ..... vs. Buccaneers ..... 10/25/15  
6 ..... Multiple times ..... [Last: vs. Eagles, 12/20/14]

### Fewest First Downs, Penalty, Game

0 ..... Multiple times ..... [Last: at Buffalo 11/03/19]

### Most First Downs, Penalty, Both Teams, Game

12 ..... Washington [4] vs. Bengals [8] ..... 10/30/16  
12 ..... Washington [4] vs. Cowboys [8] ..... 12/26/93  
10 ..... Washington [6] vs. Packers [4] ..... 10/20/02

### Fewest First Downs, Penalty, Both Teams, Game

0 ..... Multiple times ..... [Last: at Eagles, 9/8/19]

## NET YARDS GAINED RUSHING & PASSING

### Seasons Leading League, Net Yards Gained

1 ..... 1945

### Most Yards Gained, Season

6,454 ..... 2016  
6,253 ..... 1989  
6,139 ..... 1983

### Fewest Yards Gained, Season

1,432 ..... 1932  
2,038 ..... 1935  
2,127 ..... 1934

# RECORD BOOK: TEAM

## Most Yards Gained, Game

|     |                   |               |
|-----|-------------------|---------------|
| 676 | ..... at Lions    | .....11/04/90 |
| 625 | ..... vs. Yanks   | .....10/31/48 |
| 602 | ..... vs. Broncos | .....01/31/88 |

## Fewest Yards Gained, Game

|    |                    |               |
|----|--------------------|---------------|
| 64 | ..... at Browns    | .....11/07/54 |
| 82 | ..... vs. Giants   | .....11/05/61 |
| 85 | ..... vs. Steelers | .....12/16/56 |

## Most Yards Gained, Both Teams, Game

|       |  |               |
|-------|--|---------------|
| 1,045 | ..... Washington [504] vs. Cowboys [541]   | .....09/12/99 |
| 1,031 | ..... Washington [416] vs. Cardinals [615] | .....11/10/96 |
| 1,027 | ..... Washington [676] at Lions [351]      | .....11/04/90 |

## Fewest Yards Gained, Both Teams, Game

|     |  |               |
|-----|--|---------------|
| 154 | ..... Washington [103] vs. Giants [51] | .....12/11/60 |
|-----|--|---------------|

## Most Consecutive Games, 400 or More Yards Gained (since 1940)

|   |       |              |
|---|-------|--------------|
| 3 | ..... | .....2016    |
| 3 | ..... | .....2015    |
| 3 | ..... | .....2013    |
| 3 | ..... | .....1983    |
| 3 | ..... | .....1981-82 |
| 3 | ..... | .....1949    |

## Most Consecutive Games, 300 or More Yards Gained (since 1950)

|    |       |                                     |
|----|-------|-------------------------------------|
| 19 | ..... | .....2015-16 (regular season games) |
|----|-------|-------------------------------------|

## RUSHING - ATTEMPTS

### Seasons Leading League, Rushing Attempts

|   |       |                       |
|---|-------|-----------------------|
| 4 | ..... | .....1951, 58, 83, 91 |
|---|-------|-----------------------|

### Most Rushing Attempts, Season

|     |       |           |
|-----|-------|-----------|
| 629 | ..... | .....1983 |
| 609 | ..... | .....1979 |
| 588 | ..... | .....1984 |

### Fewest Rushing Attempts, Season

|     |       |           |
|-----|-------|-----------|
| 304 | ..... | .....1932 |
| 315 | ..... | .....1982 |
| 320 | ..... | .....1943 |

### Most Rushing Attempts, Game

|    |                   |               |
|----|-------------------|---------------|
| 65 | ..... vs. Rams    | .....11/25/51 |
| 64 | ..... at Steelers | .....11/18/51 |

### Most Rushing Attempts, Both Teams, Game

|    |  |               |
|----|--|---------------|
| 99 | ..... Washington [62] vs. Packers [37] | .....10/24/48 |
|----|--|---------------|

### Fewest Rushing Attempts, Both Teams, Game

|    |                                      |               |
|----|--------------------------------------|---------------|
| 36 | ..... Washington [21] vs. Lions [15] | .....12/05/99 |
|----|--------------------------------------|---------------|

## RUSHING - YARDS GAINED

### Seasons Leading League, Yards Gained, Rushing

|   |       |                 |
|---|-------|-----------------|
| 2 | ..... | .....1933, 2012 |
|---|-------|-----------------|

### Most Yards Gained Rushing, Season

|       |       |           |
|-------|-------|-----------|
| 2,709 | ..... | .....2012 |
| 2,625 | ..... | .....1983 |
| 2,523 | ..... | .....1985 |

### Fewest Yards Gained Rushing, Season

|       |       |           |
|-------|-------|-----------|
| 904   | ..... | .....1944 |
| 1,037 | ..... | .....1965 |
| 1,069 | ..... | .....1943 |

## Most Yards Gained Rushing, Game

|     |                  |               |
|-----|------------------|---------------|
| 420 | ..... vs. Giants | .....10/08/33 |
| 352 | ..... vs. Rams   | .....11/25/51 |
| 307 | ..... at Falcons | .....11/03/85 |

## Fewest Yards Gained Rushing, Game

|    |                     |                                    |
|----|---------------------|------------------------------------|
| 5  | ..... vs. Bears     | .....12/08/40                      |
| 10 | ..... at Buccaneers | .....12/04/94                      |
| 14 | ..... 2 Games       | .....[Last: at Panthers, 11/22/15] |

## Most Yards Gained Rushing, Both Teams, Game

|     |   |               |
|-----|---|---------------|
| 558 | ..... Washington [420] vs. Giants [138] | .....10/08/33 |
| 531 | ..... Washington [255] vs. Browns [276] | .....11/15/59 |

## Fewest Yards Gained Rushing, Both Teams, Game (since 1950)

|    |  |               |
|----|--|---------------|
| 64 | ..... Washington [48] vs. Bears [16]   | .....10/25/64 |
| 65 | ..... Washington [77] vs. Eagles [-12] | .....10/29/61 |
| 76 | ..... Washington [18] vs. Texans [58]  | .....09/19/10 |

## RUSHING - AVERAGE GAIN

### Highest Average Gain, Rushing, Season

|     |       |           |
|-----|-------|-----------|
| 5.2 | ..... | .....2012 |
| 4.8 | ..... | .....2013 |
| 4.8 | ..... | .....1933 |

### Lowest Average Gain, Rushing, Season

|     |       |           |
|-----|-------|-----------|
| 2.6 | ..... | .....1944 |
| 2.7 | ..... | .....1941 |
| 2.8 | ..... | .....1935 |

## RUSHING - TOUCHDOWNS

### Seasons Leading League, Touchdowns, Rushing

|   |       |                       |
|---|-------|-----------------------|
| 4 | ..... | .....1983, 91, 96, 99 |
|---|-------|-----------------------|

### Most Touchdowns, Rushing, Season

|    |       |           |
|----|-------|-----------|
| 30 | ..... | .....1983 |
| 27 | ..... | .....1996 |
| 23 | ..... | .....1999 |
| 23 | ..... | .....1986 |

### Fewest Touchdowns, Rushing, Season

|   |                  |                   |
|---|------------------|-------------------|
| 4 | .....            | .....1977         |
| 4 | .....            | .....1932         |
| 5 | ..... Four times | .....[Last: 1994] |

### Most Touchdowns, Rushing, Game

|   |                    |               |
|---|--------------------|---------------|
| 5 | ..... vs. Steelers | .....10/15/39 |
| 5 | ..... vs. Browns   | .....10/13/91 |

### Most Touchdowns, Rushing, Both Teams, Game

|   |                                     |               |
|---|-------------------------------------|---------------|
| 7 | ..... Washington [2] at Bills [5]   | .....11/03/96 |
| 7 | ..... Washington [4] vs. Giants [3] | .....11/27/66 |

## PASSING - ATTEMPTS

### Seasons Leading League, Passing Attempts

|   |       |                             |
|---|-------|-----------------------------|
| 6 | ..... | .....1937-38, 43-44, 47, 67 |
|---|-------|-----------------------------|

### Consecutive Seasons Leading League, Passing Attempts

|   |       |                     |
|---|-------|---------------------|
| 2 | ..... | .....1937-38, 43-44 |
|---|-------|---------------------|

### Most Passes Attempted, Season

|     |       |           |
|-----|-------|-----------|
| 611 | ..... | .....2013 |
| 607 | ..... | .....2016 |
| 605 | ..... | .....2010 |

# RECORD BOOK: TEAM

## Fewest Passes Attempted, Season

|          |      |
|----------|------|
| 92.....  | 1932 |
| 106..... | 1933 |
| 138..... | 1934 |

## Most Passes Attempted, Game

|                                   |          |
|-----------------------------------|----------|
| 63..... vs. Lions [43 comp.]..... | 11/04/90 |
| 63..... vs. Raiders [32].....     | 10/29/89 |
| 60..... vs. Giants [28].....      | 11/23/97 |

## Fewest Passes Attempted, Game

|  |          |
|--|----------|
| 7..... Three times..... [Last: vs. Giants, 12/11/60] |          |
| 10..... vs. Cowboys.....                             | 10/03/71 |

## Most Pass Attempts, Both Teams, Game

|   |          |
|---|----------|
| 100..... Washington [40] vs. 49ers [60].....    | 11/17/86 |
| 98..... Washington [56] at Bengals [42].....    | 10/30/16 |
| 95..... Washington [49] vs. Packers [46].....   | 10/10/10 |
| 95..... Washington [36] vs. Cardinals [59]..... | 11/10/96 |

## Most Consecutive Passes Attempted, No Interceptions [reg. season]

|          |         |
|----------|---------|
| 379..... | 2007-08 |
|----------|---------|

## PASSING - COMPLETIONS

### Seasons Leading League, Passing Completions

|        |                            |
|--------|----------------------------|
| 9..... | 1937, 41, 43-45, 47-49, 67 |
|--------|----------------------------|

### Consecutive Seasons Leading League, Passing Completions

|        |                |
|--------|----------------|
| 3..... | 1943-45, 47-49 |
|--------|----------------|

## Most Passes Completed, Season

|          |      |
|----------|------|
| 407..... | 2016 |
| 386..... | 2015 |
| 364..... | 2014 |

## Fewest Passes Completed, Season

|         |      |
|---------|------|
| 33..... | 1933 |
| 44..... | 1934 |

## Most Passes Completed, Game

|                         |          |
|-------------------------|----------|
| 43..... at Lions.....   | 11/04/90 |
| 41..... at Cowboys..... | 11/24/16 |
| 38..... at Bengals..... | 10/30/16 |

## Fewest Passes Completed, Game

|                        |          |
|------------------------|----------|
| 0..... vs. Giants..... | 12/11/60 |
|------------------------|----------|

## Most Passes Completed, Both Teams, Game

|  |          |
|--|----------|
| 68..... Washington [31] at Eagles [37].....  | 12/26/15 |
| 66..... Washington [28] vs. Texans [38]..... | 09/19/10 |
| 65..... Washington [38] at Bengals [27]..... | 10/30/16 |
| 65..... Washington [30] vs. Saints [35]..... | 12/06/09 |

## Fewest Passes Completed, Both Teams, Game [since 1950]

|  |          |
|--|----------|
| 6..... Washington [0] vs. Giants [6].....    | 12/11/60 |
| 8..... Washington [5] vs. Steelers [3].....  | 11/18/51 |
| 11..... Washington [3] vs. Steelers [8]..... | 10/18/59 |

## PASSING - YARDS GAINED

### Seasons Leading League, Passing Yardage

|        |                                 |
|--------|---------------------------------|
| 8..... | 1938, 40, 44, 47-48, 67, 74, 89 |
|--------|---------------------------------|

## Most Consecutive Seasons Leading League, Passing Yardage

|        |         |
|--------|---------|
| 2..... | 1947-48 |
|--------|---------|

## Most Net Yards Gained, Passing, Season

|            |      |
|------------|------|
| 4,758..... | 2016 |
| 4,349..... | 1989 |
| 4,136..... | 1988 |

## Fewest Net Yards Gained, Passing, Season

|          |      |
|----------|------|
| 216..... | 1932 |
| 459..... | 1934 |
| 514..... | 1933 |

## Most Net Yards Gained, Passing, Game

|                         |          |
|-------------------------|----------|
| 501..... vs. Yanks..... | 10/31/48 |
| 482..... at Lions.....  | 11/04/90 |
| 454..... at 49ers.....  | 12/26/99 |

## Fewest Yards Gained, Passing, Game

|                            |          |
|----------------------------|----------|
| -32..... at Steelers.....  | 11/27/55 |
| -28..... vs. Steelers..... | 12/07/58 |
| -13..... vs. Steelers..... | 10/18/59 |

## Most Yards Gained, Passing, Both Teams, Game

|  |          |
|--|----------|
| 871..... Washington [403] vs. Texans [468].....  | 09/19/10 |
| 849..... Washington [378] vs. Vikings [471]..... | 11/02/86 |
| 821..... Washington [316] vs. Giants [505].....  | 10/28/62 |

## Fewest Yards Gained, Passing, Both Teams, Game [since 1950]

|   |          |
|---|----------|
| 52..... Washington [0] vs. Giants [52].....     | 12/11/60 |
| 95..... Washington [50] vs. Steelers [45].....  | 11/18/51 |
| 100..... Washington [23] vs. Steelers [77]..... | 10/18/59 |

## PASSING - TIMES SACKED

### Seasons Leading League, Fewest Times Sacked [since 1982]

|        |      |
|--------|------|
| 1..... | 1991 |
|--------|------|

## Most Times Sacked, Season

|         |      |
|---------|------|
| 61..... | 1998 |
| 58..... | 2014 |
| 52..... | 1985 |
| 52..... | 1977 |

## Fewest Times Sacked, Season

|         |      |
|---------|------|
| 9.....  | 1991 |
| 11..... | 1972 |
| 17..... | 1971 |

## Most Times Sacked, Game

|                           |          |
|---------------------------|----------|
| 10..... at Bills.....     | 10/30/11 |
| 9..... vs. Cardinals..... | 11/19/78 |
| 9..... vs. Cardinals..... | 10/04/64 |

## Most Times Sacked, Both Teams, Game

|   |          |
|---|----------|
| 13..... Washington [10] vs. Jaguars [3].....  | 09/14/14 |
| 13..... Washington [4] vs. Cardinals [9]..... | 12/21/80 |
| 13..... Washington [8] at Cowboys [5].....    | 12/09/84 |

## PASSING - COMPLETION PCT.

### Seasons Leading League, Completion Percentage

|         |  |
|---------|--|
| 11..... | 1937, 39-40, 42-45, 47-48, 69-70, 2015 |
|---------|--|

### Consecutive Seasons Leading League, Completion Percentage

|        |         |
|--------|---------|
| 4..... | 1942-45 |
|--------|---------|

## Highest Completion Percentage, Season

|                                     |      |
|-------------------------------------|------|
| 69.5..... [555 att./386 comp.]..... | 2015 |
| 67.1..... [607 att./407 comp.]..... | 2016 |
| 66.5..... [547 att./364 comp.]..... | 2014 |

# RECORD BOOK: TEAM

## Lowest Completion Percentage, Season

|      |                           |      |
|------|---------------------------|------|
| 18.5 | ..... [92 att./17 comp.]  | 1932 |
| 25.4 | ..... [138 att./35 comp.] | 1934 |
| 27.4 | ..... [175 att./48 comp.] | 1935 |

## PASSING - TOUCHDOWNS

### Most Touchdowns, Passing, Season

|    |       |      |
|----|-------|------|
| 33 | ..... | 1988 |
| 31 | ..... | 1967 |
| 30 | ..... | 2015 |
| 30 | ..... | 1991 |

### Fewest Touchdowns, Passing, Season

|   |       |      |
|---|-------|------|
| 1 | ..... | 1933 |
| 1 | ..... | 1932 |

### Most Touchdowns, Passing, Game

|   |                     |          |
|---|---------------------|----------|
| 6 | ..... vs. Falcons   | 11/10/91 |
| 6 | ..... vs. Cardinals | 11/23/47 |
| 6 | ..... at Brooklyn   | 10/31/43 |

### Most Touchdowns Passes, Both Teams, Game

|    |                                    |          |
|----|------------------------------------|----------|
| 11 | ..... Washington (4) at Giants (7) | 10/28/62 |
| 9  | ..... Washington (5) vs. Bears (4) | 11/09/58 |
| 9  | ..... Washington (3) at Rams (6)   | 12/11/49 |

## PASSING - HAD INTERCEPTED

### Most Passes Had Intercepted, Season

|    |       |      |
|----|-------|------|
| 35 | ..... | 1935 |
| 34 | ..... | 1963 |
| 32 | ..... | 1954 |

### Fewest Passes Had Intercepted, Season

|   |       |      |
|---|-------|------|
| 6 | ..... | 2008 |
| 8 | ..... | 2012 |
| 9 | ..... | 1982 |

### Most Passes Had Intercepted, Game

|   |                    |          |
|---|--------------------|----------|
| 8 | ..... vs. Bears    | 12/08/40 |
| 7 | ..... vs. Eagles   | 12/21/75 |
| 7 | ..... at Giants    | 12/08/63 |
| 7 | ..... vs. Steelers | 12/03/50 |

### Most Passes Had Intercepted, Both Teams, Game

|    |                                      |          |
|----|--------------------------------------|----------|
| 11 | ..... Washington (7) vs. Giants (4)  | 12/08/63 |
| 11 | ..... Washington (6) vs. Pirates (5) | 12/01/35 |
| 11 | ..... Eagles (7) vs. Washington (4)  | 11/03/35 |

## PUNTING

### Seasons Leading League (Average Distance)

|   |       |              |
|---|-------|--------------|
| 8 | ..... | [Last: 2019] |
|---|-------|--------------|

### Most Consecutive Seasons Leading League (Average Distance)

|    |       |         |
|----|-------|---------|
| 4* | ..... | 1940-43 |
|----|-------|---------|

### Most Punts, Season

|     |       |      |
|-----|-------|------|
| 113 | ..... | 1934 |
| 112 | ..... | 1935 |
| 103 | ..... | 2004 |
| 103 | ..... | 1978 |

### Fewest Punts, Season (since 1940)

|    |       |      |
|----|-------|------|
| 33 | ..... | 1945 |
| 45 | ..... | 1946 |
| 48 | ..... | 1958 |

### Most Punts, Game

|    |                  |          |
|----|------------------|----------|
| 14 | ..... vs. Eagles | 11/05/39 |
| 13 | ..... vs. Giants | 11/28/97 |
| 12 | ..... vs. Eagles | 10/04/42 |

### Fewest Punts, Game

|   |                  |                                 |
|---|------------------|---------------------------------|
| 0 | ..... Many times | [Last: vs. Cardinals, 11/05/00] |
|---|------------------|---------------------------------|

### Most Punts, Both Teams, Game

|    |                                       |          |
|----|---------------------------------------|----------|
| 28 | ..... Washington (14) vs. Eagles (14) | 11/05/39 |
|----|---------------------------------------|----------|

### Fewest Punts, Both Teams, Game

|   |                                      |          |
|---|--------------------------------------|----------|
| 2 | ..... Washington (1) vs. Saints (1)  | 11/18/90 |
| 2 | ..... Washington (1) vs. Packers (1) | 10/17/83 |
| 2 | ..... Washington (1) vs. Eagles (1)  | 09/17/67 |

## PUNTING - AVERAGE DISTANCE

### Highest Average Distance, Punting, Season (since 1939)

|      |       |      |
|------|-------|------|
| 49.6 | ..... | 2019 |
| 46.9 | ..... | 2014 |
| 45.9 | ..... | 1941 |

### Lowest Average Distance, Punting, Season (since 1939)

|      |       |      |
|------|-------|------|
| 34.5 | ..... | 1962 |
| 37.3 | ..... | 1982 |
| 37.5 | ..... | 1990 |

## PUNT RETURNS

### Seasons Leading League (Average Return)

|   |       |                     |
|---|-------|---------------------|
| 5 | ..... | 1957, 63, 76, 94-95 |
|---|-------|---------------------|

### Most Consecutive Seasons Leading League (Average Return)

|   |       |         |
|---|-------|---------|
| 2 | ..... | 1994-95 |
|---|-------|---------|

### Most Punt Returns, Season

|    |       |      |
|----|-------|------|
| 61 | ..... | 1975 |
| 57 | ..... | 1977 |
| 56 | ..... | 1987 |

### Fewest Punt Returns, Season

|    |       |      |
|----|-------|------|
| 15 | ..... | 1960 |
| 17 | ..... | 2018 |
| 22 | ..... | 2003 |
| 22 | ..... | 2019 |

### Most Punt Returns, Game

|    |                     |          |
|----|---------------------|----------|
| 11 | ..... at Buccaneers | 10/09/77 |
| 10 | ..... at Saints     | 12/26/82 |

### Most Punt Returns, Both Teams, Game

|    |  |          |
|----|--|----------|
| 16 | ..... Washington (11) vs. Buccaneers (5) | 10/09/77 |
| 15 | ..... Washington (10) vs. Saints (5)     | 12/26/82 |

## PUNT RETURNS - FAIR CATCHES

### Fewest Fair Catches, Season

|   |       |      |
|---|-------|------|
| 2 | ..... | 1984 |
| 2 | ..... | 1982 |
| 4 | ..... | 1981 |
| 4 | ..... | 1968 |

### Most Fair Catches, Season

|    |       |      |
|----|-------|------|
| 28 | ..... | 2005 |
| 27 | ..... | 2014 |
| 24 | ..... | 1994 |

### Most Fair Catches, Game

|   |                     |          |
|---|---------------------|----------|
| 5 | ..... at Cardinals  | 10/12/14 |
| 5 | ..... vs. Steelers  | 11/03/08 |
| 5 | ..... vs. Cardinals | 09/14/97 |

# RECORD BOOK: TEAM

## PUNT RETURNS - YARDS GAINED

**Most Yards, Punt Returns, Season**

|     |       |      |
|-----|-------|------|
| 688 | ..... | 1976 |
| 675 | ..... | 1941 |
| 615 | ..... | 1987 |

**Fewest Yards, Punt Returns, Season**

|     |       |      |
|-----|-------|------|
| 45  | ..... | 1970 |
| 65  | ..... | 1960 |
| 104 | ..... | 2019 |

**Most Yards, Punt Returns, Game**

|     |                    |       |          |
|-----|--------------------|-------|----------|
| 155 | ..... vs. Rams     | ..... | 09/21/63 |
| 146 | ..... vs. Steelers | ..... | 11/21/65 |
| 142 | ..... vs. Giants   | ..... | 10/11/87 |

**Fewest Yards, Punt Returns, Game**

|      |                  |       |          |
|------|------------------|-------|----------|
| -28* | ..... at Cowboys | ..... | 12/11/66 |
| -10  | ..... at Bills   | ..... | 11/03/96 |
| -9   | ..... at Eagles  | ..... | 11/10/68 |

**Most Yards, Punt Returns, Both Teams, Game**

|     |   |       |          |
|-----|---|-------|----------|
| 177 | ..... Washington (0) vs. Chiefs (177)   | ..... | 12/08/13 |
| 177 | ..... Washington (55) vs. Packers (122) | ..... | 09/24/50 |

**Fewest Yards, Punt Returns, Both Teams, Game (since 1941)**

|    |                                      |       |          |
|----|--------------------------------------|-------|----------|
| -9 | ..... Washington (-9) vs. Eagles (0) | ..... | 11/15/10 |
| -8 | ..... Washington (-2) at Eagles (-6) | ..... | 10/05/80 |
| -8 | ..... Washington (-8) vs. Giants (0) | ..... | 10/13/46 |

## PUNT RETURNS - AVERAGE YARDS

**Highest Average, Punt Returns, Season (since 1941)**

|      |       |      |
|------|-------|------|
| 15.0 | ..... | 1941 |
| 14.1 | ..... | 1994 |
| 13.3 | ..... | 1991 |

**Lowest Average, Punt Returns, Season (since 1941)**

|     |       |      |
|-----|-------|------|
| 1.7 | ..... | 1970 |
| 4.0 | ..... | 1959 |
| 4.3 | ..... | 1960 |

## PUNT RETURNS - TOUCHDOWNS

**Most Touchdowns, Punt Returns, Season**

|   |       |      |
|---|-------|------|
| 3 | ..... | 1941 |
|---|-------|------|

**Most Touchdowns, Punt Returns, Game**

|   |                      |       |                             |
|---|----------------------|-------|-----------------------------|
| 1 | ..... Multiple times | ..... | [Last: at Ravens, 10/09/16] |
|---|----------------------|-------|-----------------------------|

**Most Touchdowns, Punt Returns, Both Teams, Game**

|    |                                    |       |          |
|----|------------------------------------|-------|----------|
| 2* | ..... Washington (1) at Eagles (1) | ..... | 11/09/52 |
|----|------------------------------------|-------|----------|

## KICKOFF RETURNS

**Seasons Leading League (Average Return)**

|    |       |                                |
|----|-------|--------------------------------|
| 8* | ..... | 1942, 47, 62-63, 73-74, 81, 95 |
|----|-------|--------------------------------|

**Most Consecutive Seasons Leading League (Average Return)**

|   |       |                |
|---|-------|----------------|
| 2 | ..... | 1962-63, 73-74 |
|---|-------|----------------|

**Most Kickoff Returns, Season**

|    |       |      |
|----|-------|------|
| 78 | ..... | 2003 |
| 74 | ..... | 1988 |
| 73 | ..... | 2010 |
| 73 | ..... | 2006 |

**Fewest Kickoff Returns, Season**

|    |       |      |
|----|-------|------|
| 23 | ..... | 1942 |
| 26 | ..... | 1943 |
| 27 | ..... | 2016 |

**Most Kickoff Returns, Game**

|   |                   |       |                              |
|---|-------------------|-------|------------------------------|
| 9 | ..... Three times | ..... | [Last: at Packers, 10/17/83] |
| 8 | ..... 16 times    | ..... | [Last: vs. Chiefs, 12/08/13] |

**Most Kickoff Returns, Both Teams, Game**

|     |                                      |       |          |
|-----|--------------------------------------|-------|----------|
| 19* | ..... Washington (7) vs. Giants (12) | ..... | 11/27/66 |
| 17  | ..... Washington (9) vs. Packers (8) | ..... | 10/17/83 |

## KICK RETURNS - YARDS GAINED

**Most Yards, Kickoff Returns, Season**

|       |       |      |
|-------|-------|------|
| 1,720 | ..... | 1962 |
| 1,718 | ..... | 1963 |
| 1,685 | ..... | 1994 |

**Fewest Yards, Kickoff Returns, Season (since 1941)**

|     |       |      |
|-----|-------|------|
| 570 | ..... | 2016 |
| 570 | ..... | 2018 |
| 580 | ..... | 1941 |

**Most Yards, Kickoff Returns, Game**

|     |                  |       |          |
|-----|------------------|-------|----------|
| 239 | ..... vs. Giants | ..... | 11/25/62 |
| 236 | ..... vs. Browns | ..... | 10/15/63 |
| 236 | ..... vs. Eagles | ..... | 09/28/47 |

**Most Yards, Kickoff Returns, Both Teams, Game**

|     |  |       |          |
|-----|--|-------|----------|
| 453 | ..... Washington (236) vs. Eagles (217)  | ..... | 09/28/47 |
| 401 | ..... Washington (193) vs. Packers (208) | ..... | 10/17/83 |

## KICK RETURNS - AVERAGE YARDS

**Highest Average, Kickoff Returns, Season (since 1941)**

|      |                              |       |      |
|------|------------------------------|-------|------|
| 28.2 | ..... [61 returns/1720 yds.] | ..... | 1962 |
| 27.8 | ..... [23 returns/640 yds.]  | ..... | 1942 |
| 26.8 | ..... [64 returns/1718 yds.] | ..... | 1963 |

**Lowest Average, Kickoff Returns, Season (since 1941)**

|      |                              |       |      |
|------|------------------------------|-------|------|
| 18.0 | ..... [62 returns/1113 yds.] | ..... | 1990 |
| 18.3 | ..... [74 returns/1355 yds.] | ..... | 1988 |
| 18.4 | ..... [37 returns/682 yds.]  | ..... | 1944 |

## KICK RETURNS - TOUCHDOWNS

**Most Touchdowns, Kickoff Returns, Season**

|   |                  |       |              |
|---|------------------|-------|--------------|
| 2 | ..... Four times | ..... | [Last: 2015] |
|---|------------------|-------|--------------|

**Most Touchdowns, Kickoff Returns, Game**

|   |                      |       |                             |
|---|----------------------|-------|-----------------------------|
| 1 | ..... Multiple times | ..... | [Last: vs. Lions, 11/24/19] |
|---|----------------------|-------|-----------------------------|

**Most Touchdowns, Kickoff Returns, Both Teams, Game**

|   |                                     |       |          |
|---|-------------------------------------|-------|----------|
| 2 | ..... Washington (1) vs. Eagles (1) | ..... | 09/28/47 |
| 2 | ..... Washington (1) vs. Eagles (1) | ..... | 11/01/42 |

## FUMBLES

**Fewest Fumbles, Season**

|    |       |      |
|----|-------|------|
| 13 | ..... | 1983 |
| 14 | ..... | 1990 |
| 15 | ..... | 1982 |

**Most Fumbles, Season**

|    |       |      |
|----|-------|------|
| 36 | ..... | 1976 |
| 35 | ..... | 2007 |
| 35 | ..... | 1980 |

# RECORD BOOK: TEAM

## Most Fumbles, Game

|   |                    |          |
|---|--------------------|----------|
| 8 | ..... at Raiders   | 10/29/89 |
| 8 | ..... vs. Pirates  | 11/14/37 |
| 7 | ..... vs. Chargers | 09/09/01 |

## Most Fumbles, Both Teams, Game

|    |  |          |
|----|--|----------|
| 13 | ..... Washington (4) vs. Cardinals (9) | 10/25/76 |
| 13 | ..... Washington (6) vs. Giants (7)    | 11/05/50 |
| 13 | ..... Washington (8) vs. Pirates (5)   | 11/14/37 |

## FUMBLES LOST

### Most Fumbles Lost, Season

|    |       |      |
|----|-------|------|
| 23 | ..... | 1976 |
| 21 | ..... | 1988 |

### Fewest Fumbles Lost, Season

|   |       |      |
|---|-------|------|
| 4 | ..... | 2018 |
| 6 | ..... | 2012 |
| 6 | ..... | 1990 |

### Most Fumbles Lost, Game

|   |                  |          |
|---|------------------|----------|
| 5 | ..... at Falcons | 12/15/13 |
| 5 | ..... at Oilers  | 10/30/88 |

## FUMBLES RECOVERED

### Most Fumbles Recovered, Season, Own and Opponents'

|    |                        |      |
|----|------------------------|------|
| 40 | (own 18, opponents 22) | 1984 |
| 35 | (own 13, opponents 22) | 1976 |

### Fewest Fumbles Recovered, Season, Own and Opponents'

|    |                |      |
|----|----------------|------|
| 12 | (6 own, 6 opp) | 1994 |
|----|----------------|------|

### Most Fumbles Recovered, Game, Own and Opponents'

|     |                                    |          |
|-----|------------------------------------|----------|
| 10* | ..... vs. Cardinals (2 own, 8 opp) | 10/25/76 |
|-----|------------------------------------|----------|

### Fewest Own Fumbles Recovered, Season

|   |       |      |
|---|-------|------|
| 2 | ..... | 1958 |
|---|-------|------|

### Most Own Fumbles Recovered, Season

|    |       |      |
|----|-------|------|
| 26 | ..... | 1940 |
|----|-------|------|

### Fewest Opponents' Fumbles Recovered, Season (since 1945)

|   |       |      |
|---|-------|------|
| 5 | ..... | 2008 |
|---|-------|------|

### Most Opponents' Fumbles Recovered, Season

|    |       |      |
|----|-------|------|
| 26 | ..... | 1983 |
|----|-------|------|

## FUMBLES - RECOVERED FOR TOUCHDOWN

### Most Touchdowns, Fumbles Recovered, Season, Own and Opponents'

|   |       |                         |
|---|-------|-------------------------|
| 3 | ..... | Five times (Last: 2012) |
|---|-------|-------------------------|

### Most Touchdowns, Fumbles Recovered, Game, Own and Opponents'

|   |                    |          |
|---|--------------------|----------|
| 2 | ..... at Vikings   | 11/29/84 |
| 2 | ..... vs. Chargers | 09/16/73 |

## TURNOVERS

### Most Turnovers, Season

|    |       |      |
|----|-------|------|
| 46 | ..... | 1988 |
| 46 | ..... | 1975 |

### Fewest Turnovers, Season

|    |       |      |
|----|-------|------|
| 14 | ..... | 2012 |
| 16 | ..... | 1982 |
| 17 | ..... | 2006 |

## Most Turnovers, Game

|    |                  |          |
|----|------------------|----------|
| 10 | ..... at Giants  | 12/08/63 |
| 10 | ..... vs. Giants | 12/04/38 |
| 9  | ..... vs. Bears  | 12/08/40 |

## Fewest Turnovers, Game

|   |   |
|---|---|
| 0 | ..... Multiple times .... (Last: vs. NY Giants, 12/22/19) |
|---|---|

## Most Turnovers, Both Teams, Game

|    |                                      |          |
|----|--------------------------------------|----------|
| 15 | ..... Washington (10) vs. Giants (5) | 12/08/63 |
|----|--------------------------------------|----------|

## Highest Turnover/Takeaway Ratio, Season

|     |       |      |
|-----|-------|------|
| +43 | ..... | 1983 |
| +22 | ..... | 1979 |
| +22 | ..... | 1964 |

## Lowest Turnover/Takeaway Ratio, Season

|     |       |      |
|-----|-------|------|
| -24 | ..... | 1988 |
| -22 | ..... | 1963 |
| -19 | ..... | 1954 |

## PENALTIES

### Seasons Leading League, Fewest Penalties

|   |       |                 |
|---|-------|-----------------|
| 4 | ..... | 1954, 57-58, 85 |
|---|-------|-----------------|

### Most Consecutive Seasons Leading League, Fewest Penalties

|   |       |         |
|---|-------|---------|
| 2 | ..... | 1957-58 |
|---|-------|---------|

### Seasons Leading League, Most Penalties

|   |       |          |
|---|-------|----------|
| 2 | ..... | 1945, 48 |
|---|-------|----------|

### Fewest Penalties, Season

|    |       |      |
|----|-------|------|
| 21 | ..... | 1935 |
| 40 | ..... | 1958 |

### Most Penalties, Season

|     |       |      |
|-----|-------|------|
| 124 | ..... | 2003 |
| 122 | ..... | 1948 |
| 120 | ..... | 2014 |

### Fewest Penalties, Game

|   |   |
|---|---|
| 0 | ..... Multiple times .... (last vs. Panthers, 11/16/03) |
|---|---|

### Most Penalties, Game

|    |                    |          |
|----|--------------------|----------|
| 17 | ..... vs. Giants   | 9/21/03  |
| 17 | ..... vs. Steelers | 10/10/48 |
| 16 | ..... vs. Giants   | 10/03/48 |
| 16 | ..... vs. Eagles   | 11/02/47 |
| 16 | ..... vs. Yanks    | 11/11/45 |

### Fewest Penalties, Both Teams, Game

|   |                                      |          |
|---|--------------------------------------|----------|
| 0 | ..... Washington (0) vs. Dodgers (0) | 9/27/36  |
| 2 | ..... Washington (0) vs. Vikings (2) | 12/22/73 |

### Most Penalties, Both Teams, Game

|    |                                       |          |
|----|---------------------------------------|----------|
| 32 | ..... Washington (17) vs. Giants (15) | 09/21/03 |
|----|---------------------------------------|----------|

## YARDS PENALIZED

### Seasons Leading League, Fewest Yards Penalized

|    |       |                                    |
|----|-------|------------------------------------|
| 10 | ..... | 1935, 53-54, 56-58, 70, 85, 95, 97 |
|----|-------|------------------------------------|

### Most Consecutive Seasons Leading League, Fewest Yards Penalized

|   |       |         |
|---|-------|---------|
| 3 | ..... | 1956-58 |
|---|-------|---------|

# RECORD BOOK: TEAM

## Fewest Yards Penalized, Season

|          |      |
|----------|------|
| 166..... | 1935 |
| 275..... | 1936 |
| 321..... | 1957 |

## Most Yards Penalized, Season

|            |      |
|------------|------|
| 1,130..... | 2014 |
| 1,110..... | 1948 |
| 1,047..... | 2004 |

## Fewest Yards Penalized, Game

|        |   |
|--------|---|
| 0..... | Multiple times ..... [Last: vs. Panthers, 11/16/03] |
|--------|---|

## Most Yards Penalized, Game

|          |                   |          |
|----------|-------------------|----------|
| 178..... | vs. Giants.....   | 09/26/71 |
| 160..... | vs. Steelers..... | 10/10/48 |
| 147..... | vs. Falcons.....  | 11/05/18 |

## Most Yards Penalized, Both Teams, Game

|          |   |          |
|----------|---|----------|
| 226..... | Washington (142) vs. Cardinals (124) .. | 11/08/53 |
|----------|---|----------|

## DEFENSIVE RECORDS

### SCORING

## Most Seasons Leading League, Fewest Points Allowed

|        |          |
|--------|----------|
| 2..... | 1943, 82 |
|--------|----------|

## Fewest Points Allowed, Season

|         |      |
|---------|------|
| 79..... | 1932 |
| 94..... | 1939 |
| 94..... | 1934 |

## Fewest Points Allowed, Game

|        |   |
|--------|---|
| 0..... | Multiple times ..... [Last: vs. Eagles, 09/30/91] |
|--------|---|

## Most Points Allowed, Season

|          |      |
|----------|------|
| 478..... | 2013 |
| 438..... | 2014 |
| 435..... | 2019 |

## Most Points Allowed, Game

|         |                 |          |
|---------|-----------------|----------|
| 73..... | vs. Bears.....  | 12/08/40 |
| 62..... | vs. Browns..... | 11/07/54 |
| 59..... | vs. Eagles..... | 11/15/10 |

## Most Points Allowed, One Half

|         |                       |          |
|---------|-----------------------|----------|
| 45..... | vs. Eagles (1st)..... | 11/15/10 |
| 45..... | vs. Bears (2nd).....  | 12/08/40 |
| 42..... | vs. Bears (2nd).....  | 10/26/47 |

## Most Points Allowed, One Quarter

|         |                          |          |
|---------|--------------------------|----------|
| 31..... | vs. Broncos (4th).....   | 10/27/13 |
| 31..... | vs. Bears (2nd).....     | 09/29/85 |
| 28..... | vs. Eagles (1st).....    | 11/15/10 |
| 28..... | vs. Chiefs (2nd).....    | 09/30/01 |
| 28..... | vs. Cardinals (2nd)..... | 10/22/50 |

## Fewest Touchdowns Allowed, Season

|         |      |
|---------|------|
| 10..... | 1934 |
| 11..... | 1932 |
| 11..... | 1942 |

## Fewest Touchdowns Allowed, Game

|        |   |
|--------|---|
| 0..... | Multiple times ..... [Last: at Tampa Bay, 11/11/18] |
|--------|---|

## Most Touchdowns Allowed, Season

|         |      |
|---------|------|
| 59..... | 2013 |
| 57..... | 1954 |
| 53..... | 2014 |

## POINTS AFTER TOUCHDOWN

### Fewest PATs Allowed, Season

|         |      |
|---------|------|
| 12..... | 1942 |
| 14..... | 1982 |
| 16..... | 1945 |

### Most PATs Allowed, Season

|         |      |
|---------|------|
| 59..... | 2013 |
| 54..... | 1954 |
| 50..... | 2014 |

### Most PATs Allowed, Game

|        |   |
|--------|---|
| 8..... | Multiple times ..... [Last: vs. Eagles, 11/15/10] |
|--------|---|

## FIELD GOALS

### Fewest Field Goals Allowed, Season

|        |      |
|--------|------|
| 1..... | 1945 |
| 2..... | 1943 |
| 3..... | 1948 |
| 3..... | 1946 |

### Most Field Goals Allowed, Season

|         |      |
|---------|------|
| 34..... | 2017 |
| 34..... | 2011 |

### Most Field Goals Allowed, Game

|        |                  |                                 |
|--------|------------------|---------------------------------|
| 6..... | vs. Cowboys..... | 09/26/11                        |
| 5..... | Six times.....   | [Last: vs. Cardinals, 12/17/17] |

## FIRST DOWNS

### Fewest First Downs Allowed, Season

|         |      |
|---------|------|
| 79..... | 1935 |
| 82..... | 1937 |

### Most First Downs Allowed, Season

|          |      |
|----------|------|
| 368..... | 2016 |
| 358..... | 1996 |

### Most First Downs Allowed, Game

|         |                          |          |
|---------|--------------------------|----------|
| 35..... | at Bengals (London)..... | 10/30/16 |
| 34..... | at Patriots.....         | 10/28/07 |

### Fewest First Downs Allowed, Rushing, Season

|         |      |
|---------|------|
| 47..... | 1982 |
| 52..... | 1942 |

### Most First Downs Allowed, Rushing, Season

|          |      |
|----------|------|
| 149..... | 1969 |
| 146..... | 1996 |

### Most First Downs Allowed, Rushing, Game

|         |                 |          |
|---------|-----------------|----------|
| 25..... | vs. Eagles..... | 12/02/51 |
| 21..... | at Bills.....   | 11/03/96 |

### Fewest First Downs Allowed, Passing, Season

|         |      |
|---------|------|
| 34..... | 1943 |
| 39..... | 1945 |

### Most First Downs Allowed, Passing, Season

|          |      |
|----------|------|
| 225..... | 2016 |
| 223..... | 2012 |

# RECORD BOOK: TEAM

## Most First Downs Allowed, Passing, Game

|                         |          |
|-------------------------|----------|
| 24..... at Saints.....  | 09/11/94 |
| 24..... vs. Eagles..... | 09/17/89 |

## Fewest First Downs Allowed, Penalty, Season

|        |      |
|--------|------|
| 3..... | 1957 |
|--------|------|

## Most First Downs Allowed, Penalty, Season

|         |      |
|---------|------|
| 36..... | 1965 |
| 35..... | 2014 |

## Most First Downs Allowed, Penalty, Game

|                                 |          |
|---------------------------------|----------|
| 8..... at Bengals (London)..... | 10/30/16 |
|---------------------------------|----------|

## NET YARDS GAINED RUSHING & PASSING

### Most Seasons Leading League, Fewest Yards Allowed

|        |                 |
|--------|-----------------|
| 5..... | 1935-37, 39, 46 |
|--------|-----------------|

### Most Consecutive Seasons Leading League, Fewest Yards Allowed

|         |         |
|---------|---------|
| 3*..... | 1935-37 |
|---------|---------|

### Fewest Yards Allowed, Season

|            |      |
|------------|------|
| 1,926..... | 1935 |
| 1,941..... | 1942 |

### Fewest Yards Allowed, Game

|   |          |
|---|----------|
| 51..... vs. Giants [-1 rush/52 pass]..... | 12/11/60 |
| 51..... vs. Giants [1 rush/50 pass].....  | 09/27/42 |

### Most Yards Allowed, Season

|            |      |
|------------|------|
| 6,228..... | 2010 |
| 6,090..... | 2015 |

### Most Yards Allowed, Game

|   |      |
|---|------|
| 625..... vs. Yanks [124 rush/501 pass].....     | 1948 |
| 615..... vs. Cardinals [108 rush/507 pass]..... | 1996 |

## RUSHING

### Most Seasons Leading League, Fewest Yards Allowed

|        |                 |
|--------|-----------------|
| 4..... | 1935-36, 41, 83 |
|--------|-----------------|

### Most Consecutive Seasons Leading League, Fewest Yards Allowed

|        |         |
|--------|---------|
| 2..... | 1935-36 |
|--------|---------|

### Fewest Yards Allowed, Rushing, Season

|          |      |
|----------|------|
| 848..... | 1942 |
| 946..... | 1982 |

### Fewest Yards Allowed, Rushing, Game

|                          |          |
|--------------------------|----------|
| -29..... vs. Rams.....   | 10/11/42 |
| -12..... vs. Eagles..... | 10/29/61 |

### Most Yards Allowed, Rushing, Season

|            |      |
|------------|------|
| 2,536..... | 1978 |
| 2,524..... | 1980 |

### Most Yards Allowed, Rushing, Game

|                          |          |
|--------------------------|----------|
| 382..... vs. Bears.....  | 12/08/40 |
| 376..... vs. Eagles..... | 11/21/48 |

### Fewest Rushing Attempts Allowed, Season

|          |      |
|----------|------|
| 247..... | 1982 |
| 329..... | 1933 |

### Fewest Rushing Attempts Allowed, Game

|  |          |
|--|----------|
| 6..... vs. Cardinals.....                            | 10/29/33 |
| 9..... Two times..... [Last: vs. Seahawks, 12/23/89] |          |

## Most Rushing Attempts Allowed, Season

|          |      |
|----------|------|
| 625..... | 1978 |
| 585..... | 1980 |

## Most Rushing Attempts Allowed, Game

|   |  |
|---|--|
| 64..... Three times..... [Last: vs. Eagles, 12/02/51] |  |
|---|--|

## Fewest Touchdowns Allowed, Rushing, Season

|        |      |
|--------|------|
| 3..... | 1937 |
| 3..... | 1936 |

## Most Touchdowns Allowed, Rushing, Season

|                                     |      |
|-------------------------------------|------|
| 26.....                             | 1969 |
| 24..... Two times..... [Last: 1998] |      |

## Most Touchdowns Allowed, Rushing, Game

|   |  |
|---|--|
| 5..... Four times..... [Last: at Bills, 11/03/96] |  |
|---|--|

## PASSING

### Most Seasons Leading League, Fewest Yards Allowed

|        |                             |
|--------|-----------------------------|
| 7..... | 1939, 42, 45, 52-53, 80, 85 |
|--------|-----------------------------|

### Most Consecutive Seasons Leading League, Fewest Yards Allowed

|        |         |
|--------|---------|
| 2..... | 1952-53 |
|--------|---------|

### Fewest Yards Allowed, Passing, Season

|          |      |
|----------|------|
| 682..... | 1934 |
| 928..... | 1935 |

### Fewest Yards Allowed, Passing, Game

|                             |          |
|-----------------------------|----------|
| -12..... vs. Cardinals..... | 11/21/80 |
| -3..... vs. Giants.....     | 10/01/39 |

### Most Yards Allowed, Passing, Season

|            |      |
|------------|------|
| 4,511..... | 2012 |
| 4,187..... | 2010 |

### Most Yards Allowed, Passing, Game

|                             |          |
|-----------------------------|----------|
| 507..... vs. Cardinals..... | 11/10/96 |
| 505..... at Giants.....     | 10/28/62 |

### Fewest Touchdowns Allowed, Passing, Season

|        |      |
|--------|------|
| 4..... | 1934 |
| 5..... | 1942 |

### Most Touchdowns Allowed, Passing, Season

|                        |      |
|------------------------|------|
| 37.....                | 1961 |
| 35..... Two times..... | 2014 |

### Most Touchdowns Allowed, Passing, Game

|                        |          |
|------------------------|----------|
| 7..... at Giants.....  | 10/28/62 |
| 7..... vs. Eagles..... | 10/17/54 |

### Fewest Pass Attempts Allowed, Season

|          |      |
|----------|------|
| 159..... | 1934 |
| 162..... | 1933 |

### Fewest Pass Attempts Allowed, Game

|                        |          |
|------------------------|----------|
| 1..... vs. Giants..... | 09/27/42 |
| 8..... at Cowboys..... | 12/10/00 |

### Most Pass Attempts Allowed, Season

|          |      |
|----------|------|
| 636..... | 2012 |
| 602..... | 2007 |

### Most Pass Attempts Allowed, Game

|                         |          |
|-------------------------|----------|
| 63..... vs. Bears.....  | 10/31/99 |
| 62..... at Cowboys..... | 11/22/12 |

# RECORD BOOK: TEAM

## Fewest Pass Completions Allowed, Season

|         |      |
|---------|------|
| 45..... | 1934 |
| 62..... | 1936 |

## Fewest Pass Completions Allowed, Game

|                        |                              |
|------------------------|------------------------------|
| 0..... vs. Eagles..... | 10/18/36                     |
| 1..... Two times.....  | (Last: vs. Giants, 09/27/42) |

## Most Pass Completions Allowed, Season

|          |      |
|----------|------|
| 393..... | 2012 |
| 387..... | 2016 |

## Most Pass Completions Allowed, Game

|                         |                             |
|-------------------------|-----------------------------|
| 38..... vs. Texans..... | 09/19/10                    |
| 37..... Five times..... | (Last: at Eagles, 12/26/15) |

## SACKS

### Most Sacks, Season

|         |      |
|---------|------|
| 66..... | 1984 |
| 55..... | 1986 |

### Fewest Sacks, Season

|         |      |
|---------|------|
| 18..... | 1969 |
| 19..... | 2006 |

### Most Sacks, Game

|                            |          |
|----------------------------|----------|
| 10..... vs. Jaguars.....   | 09/14/14 |
| 10..... at Buccaneers..... | 10/09/77 |
| 9..... at Cardinals.....   | 12/21/80 |

### Most Opponents' Yards Lost Attempting to Pass, Season

|          |      |
|----------|------|
| 529..... | 1984 |
| 424..... | 1987 |
| 424..... | 1986 |

### Most Opponents' Yards Lost Attempting to Pass, Game

|                            |          |
|----------------------------|----------|
| 99..... at Buccaneers..... | 10/09/77 |
| 81..... vs. Browns.....    | 10/30/60 |

### Fewest Opponents' Yards Lost Attempting to Pass, Season

|          |      |
|----------|------|
| 95.....  | 2006 |
| 110..... | 1956 |

## INTERCEPTIONS BY

### Most Seasons Leading League, Interceptions

|        |              |
|--------|--------------|
| 3..... | 1964, 71, 83 |
|--------|--------------|

### Most Passes Intercepted By, Season

|         |      |
|---------|------|
| 34..... | 1983 |
| 34..... | 1966 |
| 33..... | 1980 |

### Most Passes Intercepted By, Game

|                         |          |
|-------------------------|----------|
| 7..... vs. Eagles.....  | 11/03/35 |
| 6..... at Chargers..... | 10/31/83 |

### Fewest Passes Intercepted By, Season

|                          |              |
|--------------------------|--------------|
| 6.....                   | 2006         |
| 7.....                   | 2014         |
| 11..... Three times..... | (Last: 2015) |

### Most Consecutive Games, One or More Passes Intercepted By

|         |         |
|---------|---------|
| 36..... | 1962-65 |
|---------|---------|

### Most Yards Returning Interceptions, Season

|          |      |
|----------|------|
| 598..... | 1973 |
| 535..... | 1965 |

### Most Yards Returning Interceptions, Game

|                             |          |
|-----------------------------|----------|
| 173..... vs. Cardinals..... | 11/29/92 |
| 147..... at 49ers.....      | 12/18/04 |

### Fewest Yards, Returning Interceptions, Season

|         |      |
|---------|------|
| 25..... | 2006 |
| 38..... | 2014 |

### Most Yards Returning Interceptions, Both Teams, Game

|  |          |
|--|----------|
| 206..... Washington (23) vs. Cardinals (183).... | 11/08/42 |
|--|----------|

### Most Touchdowns, Returning Interceptions, Season

|        |      |
|--------|------|
| 5..... | 1971 |
| 4..... | 2013 |
| 4..... | 1984 |
| 4..... | 1973 |

### Most Touchdowns, Returning Interceptions, Game

|                          |          |
|--------------------------|----------|
| 2..... vs. Steelers..... | 12/19/65 |
| 2..... vs. Cowboys.....  | 11/22/64 |
| 2..... vs. Yanks.....    | 10/31/48 |

### Most Touchdowns, Returning Interceptions, Both Teams, Game

|  |          |
|--|----------|
| 3..... Washington (0) vs. Bears (3)..... | 12/08/40 |
|--|----------|

## PUNT RETURNS

### Fewest Opponents' Punt Returns, Season

|         |      |
|---------|------|
| 7*..... | 1962 |
| 14..... | 1973 |

### Most Opponents' Punt Returns, Season

|         |      |
|---------|------|
| 65..... | 2004 |
| 52..... | 1980 |

### Fewest Yards Allowed, Punt Returns, Season

|         |      |
|---------|------|
| 34..... | 1962 |
| 39..... | 1972 |

### Most Yards Allowed, Punt Returns, Season

|          |      |
|----------|------|
| 727..... | 2004 |
| 655..... | 2013 |

### Lowest Avg. Allowed, Punt Returns, Season

|          |      |
|----------|------|
| 1.9..... | 1959 |
| 2.1..... | 1972 |

### Highest Avg. Allowed, Punt Returns, Season

|           |      |
|-----------|------|
| 16.8..... | 2013 |
| 14.4..... | 1946 |

### Most Touchdowns Allowed, Punt Returns, Season

|                         |              |
|-------------------------|--------------|
| 3.....                  | 2013         |
| 3.....                  | 1952         |
| 2..... Eight times..... | (Last: 2008) |

## KICKOFF RETURNS

### Fewest Opponents' Kickoff Returns, Season (since 1940)

|         |      |
|---------|------|
| 13..... | 2018 |
| 17..... | 2019 |
| 24..... | 2017 |

### Most Opponents' Kickoff Returns, Season (since 1940)

|         |      |
|---------|------|
| 91..... | 1983 |
| 77..... | 1999 |

### Fewest Yards Allowed, Kickoff Returns, Season (since 1940)

|          |      |
|----------|------|
| 295..... | 2018 |
| 439..... | 2019 |
| 448..... | 2017 |

# RECORD BOOK: TEAM/INDIVIDUAL

## Most Yards Allowed, Kickoff Returns, Season [since 1940]

|            |      |
|------------|------|
| 1,772..... | 1999 |
| 1,772..... | 1983 |

## Lowest Average Allowed, Kickoff Returns, Season [since 1940]

|           |      |
|-----------|------|
| 16.3..... | 1976 |
| 16.8..... | 1979 |

## Highest Average Allowed, Kickoff Returns, Season

|           |      |
|-----------|------|
| 28.2..... | 1953 |
| 27.7..... | 1998 |

## Most Touchdowns Allowed, Kickoff Returns, Season

|        |             |              |
|--------|-------------|--------------|
| 2..... | Three times | [Last: 1998] |
|--------|-------------|--------------|

## FUMBLES

### Most Opponents' Fumbles, Season

|         |      |
|---------|------|
| 46..... | 1983 |
| 42..... | 1964 |

### Fewest Opponents' Fumbles, Season

|        |      |
|--------|------|
| 9..... | 1940 |
| 9..... | 1938 |

### Most Opponents' Fumbles, Game

|        |               |          |
|--------|---------------|----------|
| 9..... | vs. Cardinals | 10/25/76 |
|--------|---------------|----------|

### Most Opponents' Fumbles Recovered, Season

|         |      |
|---------|------|
| 27..... | 1983 |
|---------|------|

### Most Opponents' Fumbles Recovered, Game

|        |               |          |
|--------|---------------|----------|
| 8..... | vs. Cardinals | 10/25/76 |
|--------|---------------|----------|

### Fewest Opponents' Fumbles Recovered, Season

|        |            |              |
|--------|------------|--------------|
| 5..... | 2008       |              |
| 6..... | Four times | [Last: 2009] |

### Most Touchdown Returns, Fumbles Recovered, Game

|        |       |                              |
|--------|-------|------------------------------|
| 2..... | Twice | [Last: at Vikings, 11/29/84] |
|--------|-------|------------------------------|

## TURNOVERS

### Fewest Opponents' Turnovers, Season

|         |      |
|---------|------|
| 12..... | 2006 |
| 18..... | 2008 |

### Most Opponents' Turnovers, Season

|         |      |
|---------|------|
| 61..... | 1983 |
| 55..... | 1964 |

### Most Opponents' Turnovers, Game

|         |                              |          |
|---------|------------------------------|----------|
| 10..... | vs. Cardinals (9 ints/1 fum) | 10/25/76 |
| 8.....  | at Chargers (6 ints/2 fum)   | 10/31/83 |

\*Asterisks indicate NFL records

## SERVICE

### Most Seasons

|         |               |           |
|---------|---------------|-----------|
| 20..... | Darrell Green | 1983-2002 |
| 16..... | Monte Coleman | 1979-94   |
| 16..... | Sammy Baugh   | 1937-52   |

### Most Games Played, Career

|          |               |           |
|----------|---------------|-----------|
| 295..... | Darrell Green | 1983-2002 |
| 215..... | Monte Coleman | 1979-94   |
| 205..... | Art Monk      | 1980-93   |

### Most Consecutive Games Played, Career

|          |               |         |
|----------|---------------|---------|
| 196..... | Len Hauss     | 1964-77 |
| 170..... | Mark Moseley  | 1974-86 |
| 163..... | Joe Theismann | 1974-85 |

### Most Consecutive Games Started, Career

|          |           |         |
|----------|-----------|---------|
| 192..... | Len Hauss | 1964-77 |
|----------|-----------|---------|

## SCORING

### Most Seasons Leading League, Scoring

|        |                |      |
|--------|----------------|------|
| 1..... | Chip Lohmiller | 1991 |
| 1..... | Mark Moseley   | 1983 |
| 1..... | Sam Baker      | 1957 |
| 1..... | Andy Farkas    | 1939 |

### Most Seasons Leading Team [all consecutive]

|         |                |         |
|---------|----------------|---------|
| 12..... | Mark Moseley   | 1974-85 |
| 7.....  | Chip Lohmiller | 1988-94 |
| 5.....  | Curt Knight    | 1969-73 |

## POINTS

### Most Points, Career

|            |                |         |
|------------|----------------|---------|
| 1,206..... | Mark Moseley   | 1974-86 |
| 787.....   | Chip Lohmiller | 1988-94 |
| 540.....   | Charley Taylor | 1964-77 |

### Most Points, Season

|          |                |      |
|----------|----------------|------|
| 161..... | Mark Moseley   | 1983 |
| 149..... | Chip Lohmiller | 1991 |
| 144..... | John Riggins   | 1983 |

### Most Points, No Touchdowns, Season

|          |                |      |
|----------|----------------|------|
| 161..... | Mark Moseley   | 1983 |
| 149..... | Chip Lohmiller | 1991 |
| 138..... | Dustin Hopkins | 2016 |

### Most Seasons, 100 or More Points

|        |                |               |
|--------|----------------|---------------|
| 4..... | Chip Lohmiller | 1989-92       |
| 3..... | Mark Moseley   | 1979, 1983-84 |
| 3..... | Dustin Hopkins | 2015-16, 18   |
| 2..... | Graham Gano    | 2010-11       |
| 2..... | Shaun Suisham  | 2007-08       |
| 2..... | Brett Conway   | 1999, 2001    |
| 2..... | Curt Knight    | 1971, 1973    |

### Most Points, Rookie Season

|          |                 |      |
|----------|-----------------|------|
| 118..... | Scott Blanton   | 1996 |
| 105..... | Charlie Gogolak | 1966 |
| 97.....  | Chip Lohmiller  | 1988 |

### Most Points, Game

|         |                                      |          |
|---------|--------------------------------------|----------|
| 24..... | Larry Brown vs. Eagles (4 TDs)       | 12/16/73 |
| 24..... | Dick James vs. Cowboys (4 TDs)       | 12/17/61 |
| 20..... | Andy Farkas vs. Rams (3 TDs, 2 PATs) | 09/25/38 |

# RECORD BOOK: INDIVIDUAL

## Most Consecutive Games Scoring

|         |                     |         |
|---------|---------------------|---------|
| 92..... | Chip Lohmiller..... | 1988-93 |
| 91..... | Mark Moseley.....   | 1980-86 |
| 70..... | Mark Moseley.....   | 1974-78 |

## TOUCHDOWNS

### Most Seasons Leading League, Touchdowns

|        |                    |      |
|--------|--------------------|------|
| 1..... | Stephen Davis..... | 1999 |
| 1..... | Terry Allen.....   | 1996 |
| 1..... | George Rogers..... | 1986 |
| 1..... | John Riggins.....  | 1983 |
| 1..... | Larry Brown.....   | 1973 |
| 1..... | Richard Todd.....  | 1940 |
| 1..... | Cliff Battles..... | 1937 |

### Most Seasons Leading Team

|        |                     |                   |
|--------|---------------------|-------------------|
| 5..... | Clinton Portis..... | 2004-08           |
| 5..... | John Riggins.....   | 1979, 1981, 83-85 |
| 5..... | Hugh Taylor.....    | 1949-50, 52-54    |
| 4..... | Stephen Davis.....  | 1999-2002         |
| 4..... | Gary Clark.....     | 1986-87, 89-90    |
| 4..... | Larry Brown.....    | 1971-74           |
| 4..... | Charley Taylor..... | 1964-67           |
| 4..... | Bobby Mitchell..... | 1962-65           |
| 4..... | Andy Farkas.....    | 1938-39, 1942-43  |

### Most Consecutive Seasons Leading Team

|        |                     |         |
|--------|---------------------|---------|
| 5..... | Clinton Portis..... | 2004-08 |
| 4..... | Stephen Davis.....  | 1999-02 |
| 4..... | Larry Brown.....    | 1971-74 |
| 4..... | Charley Taylor..... | 1964-67 |
| 4..... | Bobby Mitchell..... | 1962-65 |

### Most Touchdowns, Career

|         |                     |                  |
|---------|---------------------|------------------|
| 90..... | Charley Taylor..... | 1964-77          |
| 85..... | John Riggins.....   | 1976-79, 1981-85 |
| 65..... | Art Monk.....       | 1980-93          |

### Most Touchdowns, Season

|         |                    |      |
|---------|--------------------|------|
| 24..... | John Riggins.....  | 1983 |
| 21..... | Terry Allen.....   | 1996 |
| 18..... | George Rogers..... | 1986 |

### Most Touchdowns, Rookie, Season

|         |                     |      |
|---------|---------------------|------|
| 13..... | Alfred Morris.....  | 2012 |
| 10..... | Charley Taylor..... | 1964 |
| 8.....  | Skip Hicks.....     | 1998 |
| 8.....  | Charlie Brown.....  | 1982 |

### Most Touchdowns, Game

|        |                             |                                     |
|--------|-----------------------------|-------------------------------------|
| 4..... | Larry Brown vs. Eagles..... | 12/16/73                            |
| 4..... | Dick James vs. Cowboys..... | 12/17/61                            |
| 3..... | Multiple times.....         | [Last: Rob Kelley vs. GB, 11/20/16] |

### Most Consecutive Games Scoring Touchdowns

|         |                    |         |
|---------|--------------------|---------|
| 13..... | George Rogers..... | 1985-86 |
| 13..... | John Riggins.....  | 1982-83 |

## POINTS AFTER TOUCHDOWNS

### Most Seasons Leading League, PATs

|        |                     |      |
|--------|---------------------|------|
| 1..... | Chip Lohmiller..... | 1991 |
| 1..... | Mark Moseley.....   | 1983 |
| 1..... | Riley Smith.....    | 1937 |

### Most [Kicking] PATs Attempted, Career

|          |                     |         |
|----------|---------------------|---------|
| 442..... | Mark Moseley.....   | 1974-86 |
| 267..... | Chip Lohmiller..... | 1988-94 |
| 176..... | Curt Knight.....    | 1969-73 |

### Most [Kicking] PATs Attempted, Season

|         |                     |      |
|---------|---------------------|------|
| 63..... | Mark Moseley.....   | 1983 |
| 56..... | Chip Lohmiller..... | 1991 |
| 51..... | Mark Moseley.....   | 1984 |

### Most [Kicking] PATs Attempted, Game

|     |                                 |          |
|-----|---------------------------------|----------|
| 10* | Charlie Gogolak vs. Giants..... | 11/27/66 |
|-----|---------------------------------|----------|

### Most [One-Point] PATs, Career

|          |                     |         |
|----------|---------------------|---------|
| 417..... | Mark Moseley.....   | 1974-86 |
| 262..... | Chip Lohmiller..... | 1988-94 |
| 172..... | Curt Knight.....    | 1969-73 |

### Most [One-Point] PATs, Season

|         |                     |      |
|---------|---------------------|------|
| 62..... | Mark Moseley.....   | 1983 |
| 56..... | Chip Lohmiller..... | 1991 |
| 49..... | Brett Conway.....   | 1999 |

### Most [One-Point] PATs, Game

|        |                                 |          |
|--------|---------------------------------|----------|
| 9*     | Charlie Gogolak vs. Giants..... | 11/27/66 |
| 8..... | Chip Lohmiller vs. Falcons..... | 11/10/91 |
| 8..... | Dick Poillon vs. Yanks.....     | 10/31/48 |

### Most Consecutive [Kicking] PATs

|          |                     |         |
|----------|---------------------|---------|
| 213..... | Chip Lohmiller..... | 1988-94 |
|----------|---------------------|---------|

### Highest [Kicking] PAT Percentage, Career [min. 200 PATs]

|           |                               |         |
|-----------|-------------------------------|---------|
| 98.1..... | Chip Lohmiller [262-267]..... | 1988-94 |
| 94.6..... | Mark Moseley [417-441].....   | 1974-86 |

### Most [Kicking] PATs, No Misses, Season

|         |                     |      |
|---------|---------------------|------|
| 56..... | Chip Lohmiller..... | 1991 |
| 41..... | Chip Lohmiller..... | 1990 |
| 41..... | Chip Lohmiller..... | 1989 |

### Most [Kicking] PATs, No Misses, Game

|        |                                 |          |
|--------|---------------------------------|----------|
| 8..... | Chip Lohmiller vs. Falcons..... | 11/10/91 |
| 7..... | Nick Novak vs. 49ers.....       | 10/23/05 |
| 7..... | Mark Moseley vs. Giants.....    | 09/28/75 |

### Most Two-Point Conversions, Career

|        |                         |           |
|--------|-------------------------|-----------|
| 3..... | Chris Cooley.....       | 2004-12   |
| 2..... | Jamison Crowder.....    | 2015      |
| 2..... | Darnierien McCants..... | 2002-04   |
| 2..... | Stephen Davis.....      | 1996-2002 |
| 2..... | Josh Johnson.....       | 2018      |

### Most Two-Point Conversions, Season

|        |                         |      |
|--------|-------------------------|------|
| 2..... | Josh Johnson.....       | 2018 |
| 2..... | Jamison Crowder.....    | 2015 |
| 2..... | Darnierian McCants..... | 2003 |

### Most Two-Point Conversions, Game

|        |                              |         |
|--------|------------------------------|---------|
| 2..... | Josh Johnson vs. Giants..... | 12/9/18 |
|--------|------------------------------|---------|

## FIELD GOALS

### Most Seasons Leading League

|        |                   |                 |
|--------|-------------------|-----------------|
| 4..... | Mark Moseley..... | 1976-77, 79, 82 |
|--------|-------------------|-----------------|

### Most Consecutive Seasons Leading League

|        |                     |         |
|--------|---------------------|---------|
| 2..... | Chip Lohmiller..... | 1991-92 |
| 2..... | Mark Moseley.....   | 1976-77 |

### Most Seasons Leading Team [all consecutive]

|         |                     |         |
|---------|---------------------|---------|
| 12..... | Mark Moseley.....   | 1974-85 |
| 7.....  | Chip Lohmiller..... | 1988-94 |
| 5.....  | Curt Knight.....    | 1969-73 |
| 5.....  | Dustin Hopkins..... | 2015-19 |

# RECORD BOOK: INDIVIDUAL

## Most Field Goals Attempted, Career

|     |                |         |
|-----|----------------|---------|
| 397 | Mark Moseley   | 1974-86 |
| 245 | Chip Lohmiller | 1988-94 |
| 175 | Curt Knight    | 1969-73 |

## Most Field Goals Attempted, Season

|    |                |      |
|----|----------------|------|
| 49 | Curt Knight    | 1971 |
| 47 | Mark Moseley   | 1983 |
| 43 | Chip Lohmiller | 1991 |

## Most Field Goals Attempted, Game

|   |                           |          |
|---|---------------------------|----------|
| 7 | Curt Knight vs. Oilers    | 10/10/71 |
| 6 | Graham Gano at Titans     | 11/21/10 |
| 6 | Brett Conway vs. Giants   | 11/21/99 |
| 6 | Chip Lohmiller at Eagles  | 12/22/91 |
| 6 | Chip Lohmiller vs. Eagles | 10/21/90 |
| 6 | Mark Moseley vs. Saints   | 10/26/80 |
| 6 | Curt Knight at Bears      | 11/14/71 |

## Most Field Goals, Career

|     |                |         |
|-----|----------------|---------|
| 263 | Mark Moseley   | 1974-86 |
| 175 | Chip Lohmiller | 1988-94 |
| 124 | Dustin Hopkins | 2015-19 |

## Most Field Goals, Season

|    |                |      |
|----|----------------|------|
| 34 | Dustin Hopkins | 2016 |
| 33 | Mark Moseley   | 1983 |
| 31 | Graham Gano    | 2011 |
| 31 | Chip Lohmiller | 1991 |

## Most Field Goals, Rookie, Season

|    |                 |      |
|----|-----------------|------|
| 26 | Scott Blanton   | 1996 |
| 22 | Charlie Gogolak | 1966 |
| 19 | Chip Lohmiller  | 1988 |

## Most Field Goals, Game

|   |                           |          |
|---|---------------------------|----------|
| 5 | Dustin Hopkins at Giants  | 09/25/16 |
| 5 | Shaun Suisham at Jets     | 11/04/07 |
| 5 | Chip Lohmiller at Vikings | 10/25/92 |
| 5 | Chip Lohmiller at Eagles  | 12/22/91 |
| 5 | Chip Lohmiller vs. Bills  | 12/30/90 |
| 5 | Mark Moseley vs. Saints   | 10/26/80 |
| 5 | Curt Knight vs. Colts     | 11/18/73 |
| 5 | Curt Knight at Bears      | 11/14/71 |
| 5 | Curt Knight vs. Oilers    | 10/10/71 |

## Most Field Goals, One Quarter

|    |                              |          |
|----|------------------------------|----------|
| 4* | Curt Knight vs. Giants (2nd) | 11/15/70 |
|----|------------------------------|----------|

## Most Consecutive Games Scoring Field Goals

|    |                |         |
|----|----------------|---------|
| 28 | Chip Lohmiller | 1988-90 |
| 16 | Mark Moseley   | 1976-77 |

## Most Consecutive Field Goals

|    |              |         |
|----|--------------|---------|
| 23 | Mark Moseley | 1981-82 |
| 18 | Kai Forbath  | 2013-14 |
| 17 | Kai Forbath  | 2012    |

## Most Consecutive Field Goals Made to Start a Career

|     |             |      |
|-----|-------------|------|
| 17* | Kai Forbath | 2012 |
|-----|-------------|------|

## Longest Field Goal

|    |                             |          |
|----|-----------------------------|----------|
| 59 | Graham Gano vs. 49ers       | 11/06/11 |
| 57 | Steve Cox vs. Seahawks      | 09/28/86 |
| 56 | Chip Lohmiller at Colts     | 12/22/90 |
| 56 | Dustin Hopkins vs. Panthers | 10/14/18 |

## Highest Field Goal Percentage, Career (min. 100 FGA)

|      |                          |         |
|------|--------------------------|---------|
| 84.9 | Dustin Hopkins (124/146) | 2015-19 |
| 80.2 | Shaun Suisham (81/101)   | 2006-09 |
| 71.4 | Chip Lohmiller (175/245) | 1988-94 |

## Highest Field Goal Percentage, Season (min. 20 FGA)

|      |                        |      |
|------|------------------------|------|
| 95.2 | Mark Moseley (20/21)   | 1982 |
| 89.7 | Dustin Hopkins (26/29) | 2008 |
| 89.3 | Dustin Hopkins (25/28) | 2015 |

## Most Field Goals, No Misses, Game

|   |                           |          |
|---|---------------------------|----------|
| 5 | Dustin Hopkins at Giants  | 09/25/16 |
| 5 | Shaun Suisham at Jets     | 11/04/07 |
| 5 | Chip Lohmiller at Vikings | 10/25/92 |
| 5 | Chip Lohmiller vs. Bills  | 12/30/90 |

## Most Field Goals, 50 or More Yards, Career

|    |                |           |
|----|----------------|-----------|
| 12 | Mark Moseley   | 1974-86   |
| 9  | Dustin Hopkins | 2015-19   |
| 9  | Chip Lohmiller | 1988-94   |
| 5  | Brett Conway   | 1998-2002 |

## Most Field Goals, 50 or More Yards, Season

|   |                |      |
|---|----------------|------|
| 4 | Dustin Hopkins | 2018 |
| 4 | Graham Gano    | 2011 |
| 4 | John Hall      | 2003 |
| 4 | Mark Moseley   | 1977 |
| 3 | Dustin Hopkins | 2016 |
| 3 | Brett Conway   | 1999 |
| 3 | Chip Lohmiller | 1990 |

## Most Field Goals, 50 or More Yards, Game

|   |            |   |
|---|------------|---|
| 2 | Four times | (Last: Brett Conway, vs. Bears, 10/31/99) |
|---|------------|---|

## SAFETIES

### Most Safeties, Career

|   |               |         |
|---|---------------|---------|
| 2 | Willie Wilkin | 1938-43 |
|---|---------------|---------|

### Most Safeties, Season

|   |               |      |
|---|---------------|------|
| 2 | Willie Wilkin | 1942 |
|---|---------------|------|

### Most Safeties, Game

|   |                  |  |
|---|------------------|--|
| 1 | Multiple players | (Last: Preston Smith vs. GB, 01/10/16) |
|---|------------------|--|

## RUSHING - ATTEMPTS

### Most Seasons Leading Team, Attempts

|   |                |                  |
|---|----------------|------------------|
| 6 | Larry Brown    | 1969-74          |
| 5 | Clinton Portis | 2004-05, 2007-09 |
| 5 | John Riggins   | 1978-79, 1982-84 |

### Most Consecutive Seasons Leading Team, Attempts

|   |               |           |
|---|---------------|-----------|
| 6 | Larry Brown   | 1969-74   |
| 4 | Alfred Morris | 2012-15   |
| 4 | Stephen Davis | 1999-2002 |
| 4 | Dan Bosseler  | 1957-60   |

### Most Attempts, Career

|       |                |                  |
|-------|----------------|------------------|
| 1,988 | John Riggins   | 1976-79, 1981-85 |
| 1,667 | Clinton Portis | 2004-10          |
| 1,530 | Larry Brown    | 1969-76          |

### Most Attempts, Season

|     |                |      |
|-----|----------------|------|
| 375 | John Riggins   | 1983 |
| 356 | Stephen Davis  | 2001 |
| 352 | Clinton Portis | 2005 |

### Most Attempts, Rookie, Season

|     |               |      |
|-----|---------------|------|
| 335 | Alfred Morris | 2012 |
| 235 | Mike Thomas   | 1975 |
| 233 | Reggie Brooks | 1993 |

### Most Attempts, Game

|     |                           |          |
|-----|---------------------------|----------|
| 45* | Jamie Morris at Bengals   | 12/17/88 |
| 39  | Earnest Byner at Patriots | 12/15/90 |

# RECORD BOOK: INDIVIDUAL

## RUSHING - YARDS GAINED

### Most Seasons Leading League, Yards Gained, Rushing

|   |       |               |       |      |
|---|-------|---------------|-------|------|
| 1 | ..... | Larry Brown   | ..... | 1970 |
| 1 | ..... | Cliff Battles | ..... | 1937 |
| 1 | ..... | Jim Musick    | ..... | 1933 |
| 1 | ..... | Cliff Battles | ..... | 1932 |

### Most Yards Gained, Rushing, Career

|       |       |                |       |                  |
|-------|-------|----------------|-------|------------------|
| 7,472 | ..... | John Riggins   | ..... | 1976-79, 1981-85 |
| 6,824 | ..... | Clinton Portis | ..... | 2004-10          |
| 5,875 | ..... | Larry Brown    | ..... | 1969-76          |

### Most Seasons, 1,000 or More Yards Rushing

|   |       |                |       |                  |
|---|-------|----------------|-------|------------------|
| 4 | ..... | Clinton Portis | ..... | 2004-05, 2007-08 |
| 4 | ..... | John Riggins   | ..... | 1978-79, 1983-84 |
| 3 | ..... | Alfred Morris  | ..... | 2012-14          |
| 3 | ..... | Stephen Davis  | ..... | 1999-2001        |

### Most Consecutive Seasons, 1,000 or More Yards Rushing

|   |       |                |       |           |
|---|-------|----------------|-------|-----------|
| 3 | ..... | Alfred Morris  | ..... | 2012-14   |
| 3 | ..... | Stephen Davis  | ..... | 1999-2001 |
| 2 | ..... | Clinton Portis | ..... | 2007-08   |
| 2 | ..... | Clinton Portis | ..... | 2004-05   |
| 2 | ..... | Terry Allen    | ..... | 1995-96   |
| 2 | ..... | Earnest Byner  | ..... | 1990-91   |
| 2 | ..... | George Rogers  | ..... | 1985-86   |
| 2 | ..... | John Riggins   | ..... | 1983-84   |
| 2 | ..... | John Riggins   | ..... | 1978-79   |

### Most Yards Gained, Rushing, Season

|       |       |                |       |      |
|-------|-------|----------------|-------|------|
| 1,613 | ..... | Alfred Morris  | ..... | 2012 |
| 1,516 | ..... | Clinton Portis | ..... | 2005 |
| 1,487 | ..... | Clinton Portis | ..... | 2008 |

### Most Yards Gained, Rushing, Rookie, Season

|       |       |               |       |      |
|-------|-------|---------------|-------|------|
| 1,613 | ..... | Alfred Morris | ..... | 2012 |
| 1,063 | ..... | Reggie Brooks | ..... | 1993 |
| 919   | ..... | Mike Thomas   | ..... | 1975 |

### Most Yards Gained, Rushing, Game

|     |       |                             |       |          |
|-----|-------|-----------------------------|-------|----------|
| 221 | ..... | Gerald Riggs vs. Eagles     | ..... | 09/17/89 |
| 215 | ..... | Cliff Battles vs. Giants    | ..... | 10/08/33 |
| 206 | ..... | George Rogers vs. Cardinals | ..... | 12/21/85 |

### Most Games, 200 or More Yards Rushing, Career [Regular Season]

|   |       |               |       |         |
|---|-------|---------------|-------|---------|
| 1 | ..... | Alfred Morris | ..... | 2012-15 |
| 1 | ..... | Gerald Riggs  | ..... | 1989-91 |
| 1 | ..... | George Rogers | ..... | 1985-87 |
| 1 | ..... | Cliff Battles | ..... | 1932-37 |

### Most Games, 200 or More Yards Rushing, Season

|   |       |               |       |      |
|---|-------|---------------|-------|------|
| 1 | ..... | Alfred Morris | ..... | 2012 |
| 1 | ..... | Gerald Riggs  | ..... | 1989 |
| 1 | ..... | George Rogers | ..... | 1985 |
| 1 | ..... | Cliff Battles | ..... | 1933 |

### Most Games, 100 or More Yards Rushing, Career [Regular Season]

|    |       |                |       |                |
|----|-------|----------------|-------|----------------|
| 26 | ..... | Clinton Portis | ..... | 2004-10        |
| 19 | ..... | John Riggins   | ..... | 1976-79, 81-85 |
| 19 | ..... | Larry Brown    | ..... | 1969-76        |
| 18 | ..... | Stephen Davis  | ..... | 1996-2002      |

### Most Games, 100 or More Yards Rushing, Season

|   |       |                |       |      |
|---|-------|----------------|-------|------|
| 9 | ..... | Clinton Portis | ..... | 2005 |
| 7 | ..... | Alfred Morris  | ..... | 2012 |
| 7 | ..... | Rob Goode      | ..... | 1951 |

### Most Consecutive Games, 100 or More Yards Rushing

|   |       |                |       |      |
|---|-------|----------------|-------|------|
| 5 | ..... | Clinton Portis | ..... | 2008 |
| 5 | ..... | Ladell Betts   | ..... | 2006 |
| 5 | ..... | Clinton Portis | ..... | 2005 |
| 5 | ..... | Rob Goode      | ..... | 1951 |

### Longest Run From Scrimmage

|     |       |                           |       |          |
|-----|-------|---------------------------|-------|----------|
| 90t | ..... | Adrian Peterson at Eagles | ..... | 12/03/18 |
| 88t | ..... | Billy Wells vs. Cardinals | ..... | 11/21/54 |
| 85t | ..... | Reggie Brooks vs. Eagles  | ..... | 09/19/93 |

## RUSHING - AVERAGE GAIN

### Highest Average Gain, Rushing, Career (min. 750 att.)

|      |       |                             |       |           |
|------|-------|-----------------------------|-------|-----------|
| 4.37 | ..... | Alfred Morris (1,078-4,713) | ..... | 2012-15   |
| 4.19 | ..... | Stephen Davis (1,383-5,790) | ..... | 1996-2002 |
| 4.18 | ..... | Cliff Battles (839-3,511)   | ..... | 1932-37   |

### Highest Average Gain, Rushing, Season (min. 100 att.)

|      |       |                              |       |      |
|------|-------|------------------------------|-------|------|
| 6.79 | ..... | Robert Griffin III (120-815) | ..... | 2012 |
| 5.42 | ..... | Frank Atkins (147-797)       | ..... | 1945 |
| 5.41 | ..... | Don Bosseler (119-644)       | ..... | 1959 |

### Highest Average Gain, Rushing, Game (min. 10 att.)

|      |       |   |       |          |
|------|-------|---|-------|----------|
| 12.9 | ..... | Derrius Guice (10-129) at Carolina      | ..... | 12/1/19  |
| 11.9 | ..... | Stephen Davis (12-143) vs. Bears        | ..... | 10/31/99 |
| 10.6 | ..... | Robert Griffin III (13-138) vs. Vikings | ..... | 10/14/12 |

## RUSHING - TOUCHDOWNS

### Most Seasons Leading League, Touchdowns, Rushing

|   |       |               |       |      |
|---|-------|---------------|-------|------|
| 1 | ..... | Stephen Davis | ..... | 1999 |
| 1 | ..... | Terry Allen   | ..... | 1996 |
| 1 | ..... | George Rogers | ..... | 1986 |
| 1 | ..... | John Riggins  | ..... | 1983 |
| 1 | ..... | Rob Goode     | ..... | 1951 |
| 1 | ..... | Andy Farkas   | ..... | 1938 |
| 1 | ..... | Cliff Battles | ..... | 1937 |

### Most Seasons Leading Team, Touchdowns, Rushing

|   |       |                |       |                |
|---|-------|----------------|-------|----------------|
| 7 | ..... | John Riggins   | ..... | 1978-79, 81-85 |
| 5 | ..... | Clinton Portis | ..... | 2004-08        |
| 4 | ..... | Stephen Davis  | ..... | 1999-2002      |
| 4 | ..... | Larry Brown    | ..... | 1970-73        |

### Most Consecutive Seasons Leading Team, Touchdowns, Rushing

|   |       |                |       |           |
|---|-------|----------------|-------|-----------|
| 5 | ..... | Clinton Portis | ..... | 2004-08   |
| 5 | ..... | John Riggins   | ..... | 1981-85   |
| 4 | ..... | Stephen Davis  | ..... | 1999-2002 |
| 4 | ..... | Larry Brown    | ..... | 1970-73   |

### Most Touchdowns, Rushing, Career

|    |       |                |       |                |
|----|-------|----------------|-------|----------------|
| 79 | ..... | John Riggins   | ..... | 1976-79, 81-85 |
| 46 | ..... | Clinton Portis | ..... | 2004-10        |
| 45 | ..... | Stephen Davis  | ..... | 1996-2002      |
| 37 | ..... | Terry Allen    | ..... | 1995-98        |

### Most Touchdowns, Rushing, Season

|    |       |               |       |      |
|----|-------|---------------|-------|------|
| 24 | ..... | John Riggins  | ..... | 1983 |
| 21 | ..... | Terry Allen   | ..... | 1996 |
| 18 | ..... | George Rogers | ..... | 1986 |

### Most Touchdowns, Rushing, Rookie, Season

|    |       |                    |       |      |
|----|-------|--------------------|-------|------|
| 13 | ..... | Alfred Morris      | ..... | 2012 |
| 8  | ..... | Skip Hicks         | ..... | 1998 |
| 7  | ..... | Robert Griffin III | ..... | 2012 |
| 7  | ..... | Don Bosseler       | ..... | 1957 |

# RECORD BOOK: INDIVIDUAL

## Most Touchdowns, Rushing, Game

|   |       |                            |       |          |
|---|-------|----------------------------|-------|----------|
| 3 | ..... | Rob Kelley vs. Packers     | ..... | 11/20/16 |
| 3 | ..... | Darrel Young vs. Chargers  | ..... | 11/03/13 |
| 3 | ..... | Roy Helu, Jr. vs. Bears    | ..... | 10/20/13 |
| 3 | ..... | Alfred Morris vs. Cowboys  | ..... | 12/30/12 |
| 3 | ..... | Clinton Portis vs. 49ers   | ..... | 10/23/05 |
| 3 | ..... | Stephen Davis vs. Rams     | ..... | 11/24/02 |
| 3 | ..... | Stephen Davis at Jets      | ..... | 09/26/99 |
| 3 | ..... | Stephen Davis at Giants    | ..... | 09/19/99 |
| 3 | ..... | Skip Hicks vs. Eagles      | ..... | 11/15/98 |
| 3 | ..... | Terry Allen vs. Colts      | ..... | 10/27/96 |
| 3 | ..... | Terry Allen vs. Giants     | ..... | 10/20/96 |
| 3 | ..... | Gerald Riggs at Bengals    | ..... | 09/22/91 |
| 3 | ..... | Earnest Byner vs. Dolphins | ..... | 12/02/90 |
| 3 | ..... | John Riggins vs. Lions     | ..... | 10/13/85 |
| 3 | ..... | Otis Wonsley vs. Lions     | ..... | 11/11/84 |
| 3 | ..... | John Riggins vs. Rams      | ..... | 01/01/84 |
| 3 | ..... | Reggie Evans vs. Lions     | ..... | 10/23/83 |
| 3 | ..... | John Riggins at Cardinals  | ..... | 10/09/83 |
| 3 | ..... | Ray McDonald at Saints     | ..... | 09/24/87 |
| 3 | ..... | Dick James vs. Cowboys     | ..... | 12/17/81 |
| 3 | ..... | Don Bossler vs. Eagles     | ..... | 12/08/57 |
| 3 | ..... | Andy Farkas at Bears       | ..... | 12/19/43 |
| 3 | ..... | Andy Farkas at Dodgers     | ..... | 11/12/39 |
| 3 | ..... | Andy Farkas vs. Rams       | ..... | 09/25/38 |
| 3 | ..... | Cliff Battles vs. Giants   | ..... | 10/17/37 |

## Most Consecutive Games Rushing for Touchdowns

|    |       |               |       |         |
|----|-------|---------------|-------|---------|
| 13 | ..... | George Rogers | ..... | 1985-86 |
| 13 | ..... | John Riggins  | ..... | 1982-83 |
| 10 | ..... | Terry Allen   | ..... | 1995-96 |

## PASSING - PASSER RATING

### Most Seasons Leading League, Passer Rating

|    |       |                 |       |                          |
|----|-------|-----------------|-------|--------------------------|
| 6* | ..... | Sammy Baugh     | ..... | 1937, 40, 43, 45, 47, 49 |
| 2  | ..... | Sonny Jurgensen | ..... | 1967, 69                 |

### Most Seasons Leading Team, Passer Rating

|    |       |                 |       |                  |
|----|-------|-----------------|-------|------------------|
| 14 | ..... | Sammy Baugh     | ..... | 1937-43, 1945-51 |
| 8  | ..... | Joe Theismann   | ..... | 1978-85          |
| 8  | ..... | Sonny Jurgensen | ..... | 1964-70, 74      |

### Most Consecutive Seasons Leading Team, Passer Rating

|   |       |                 |       |         |
|---|-------|-----------------|-------|---------|
| 8 | ..... | Joe Theismann   | ..... | 1978-85 |
| 7 | ..... | Sonny Jurgensen | ..... | 1964-70 |
| 7 | ..... | Sammy Baugh     | ..... | 1945-51 |
| 7 | ..... | Sammy Baugh     | ..... | 1937-43 |

### Highest Passer Rating, Career (min. 1,500 att.)

|      |       |                 |       |         |
|------|-------|-----------------|-------|---------|
| 93.7 | ..... | Kirk Cousins    | ..... | 2012-17 |
| 83.9 | ..... | Sonny Jurgensen | ..... | 1964-74 |
| 82.3 | ..... | Jason Campbell  | ..... | 2005-09 |

### Highest Passer Rating, Season (min. 150 att.)

|       |       |                    |       |      |
|-------|-------|--------------------|-------|------|
| 109.9 | ..... | Sammy Baugh        | ..... | 1945 |
| 102.4 | ..... | Robert Griffin III | ..... | 2012 |
| 101.6 | ..... | Kirk Cousins       | ..... | 2015 |

### Highest Passer Rating, Rookie, Season (min. 150 att.)

|       |       |                    |       |      |
|-------|-------|--------------------|-------|------|
| 102.4 | ..... | Robert Griffin III | ..... | 2012 |
| 76.5  | ..... | Jason Campbell     | ..... | 2006 |
| 76.1  | ..... | Dwayne Haskins Jr. | ..... | 2019 |

## PASSING - ATTEMPTS

### Most Seasons Leading League, Attempts, Passing

|   |       |                 |       |                 |
|---|-------|-----------------|-------|-----------------|
| 4 | ..... | Sammy Baugh     | ..... | 1937, 43, 47-48 |
| 3 | ..... | Sonny Jurgensen | ..... | 1966-67, 69     |

## Most Consecutive Seasons Leading League, Attempts, Passing

|   |       |                 |       |         |
|---|-------|-----------------|-------|---------|
| 2 | ..... | Sonny Jurgensen | ..... | 1966-67 |
| 2 | ..... | Sammy Baugh     | ..... | 1947-48 |

## Most Passes Attempted, Career

|       |       |                 |       |         |
|-------|-------|-----------------|-------|---------|
| 3,602 | ..... | Joe Theismann   | ..... | 1974-85 |
| 3,155 | ..... | Sonny Jurgensen | ..... | 1964-74 |
| 2,995 | ..... | Sammy Baugh     | ..... | 1937-52 |

## Most Passes Attempted, Season

|     |       |               |       |      |
|-----|-------|---------------|-------|------|
| 606 | ..... | Kirk Cousins  | ..... | 2016 |
| 543 | ..... | Kirk Cousins  | ..... | 2015 |
| 541 | ..... | Jay Schroeder | ..... | 1986 |

## Most Passes Attempted, Rookie, Season

|     |       |                    |       |      |
|-----|-------|--------------------|-------|------|
| 393 | ..... | Robert Griffin III | ..... | 2012 |
| 375 | ..... | Norm Snead         | ..... | 1961 |
| 265 | ..... | Heath Shuler       | ..... | 1994 |

## Most Passes Attempted, Game

|    |       |                                  |       |          |
|----|-------|----------------------------------|-------|----------|
| 58 | ..... | Jay Schroeder vs. 49ers          | ..... | 12/01/85 |
| 56 | ..... | Kirk Cousins at Bengals [London] | ..... | 10/30/16 |
| 54 | ..... | Jason Campbell at Cowboys        | ..... | 11/18/07 |
| 54 | ..... | Trent Green vs. Cardinals        | ..... | 11/22/98 |
| 54 | ..... | Mark Rypien at Cowboys           | ..... | 11/22/90 |

## PASSING - COMPLETIONS

### Most Seasons Leading League, Completions

|   |       |             |       |                     |
|---|-------|-------------|-------|---------------------|
| 5 | ..... | Sammy Baugh | ..... | 1937, 43, 45, 47-48 |
|---|-------|-------------|-------|---------------------|

### Most Consecutive Seasons Leading League, Completions

|   |       |                 |       |         |
|---|-------|-----------------|-------|---------|
| 2 | ..... | Sonny Jurgensen | ..... | 1966-67 |
| 2 | ..... | Sammy Baugh     | ..... | 1947-48 |

### Most Seasons Leading Team, Completions

|    |       |                 |       |                       |
|----|-------|-----------------|-------|-----------------------|
| 13 | ..... | Sammy Baugh     | ..... | 1937-38, 40-43, 45-51 |
| 8  | ..... | Joe Theismann   | ..... | 1978-85               |
| 7  | ..... | Billy Kilmer    | ..... | 1971-77               |
| 7  | ..... | Sonny Jurgensen | ..... | 1964-70               |

### Most Consecutive Seasons Leading Team, Completions

|   |       |                 |       |         |
|---|-------|-----------------|-------|---------|
| 8 | ..... | Joe Theismann   | ..... | 1978-85 |
| 7 | ..... | Billy Kilmer    | ..... | 1971-77 |
| 7 | ..... | Sonny Jurgensen | ..... | 1964-70 |
| 7 | ..... | Sammy Baugh     | ..... | 1945-51 |

### Most Passes Completed, Career

|       |       |                 |       |         |
|-------|-------|-----------------|-------|---------|
| 2,044 | ..... | Joe Theismann   | ..... | 1974-85 |
| 1,831 | ..... | Sonny Jurgensen | ..... | 1964-74 |
| 1,693 | ..... | Sammy Baugh     | ..... | 1937-52 |

### Most Passes Completed, Season

|     |       |              |       |      |
|-----|-------|--------------|-------|------|
| 406 | ..... | Kirk Cousins | ..... | 2016 |
| 379 | ..... | Kirk Cousins | ..... | 2015 |
| 347 | ..... | Kirk Cousins | ..... | 2017 |

### Most Passes Completed, Rookie, Season

|     |       |                    |       |      |
|-----|-------|--------------------|-------|------|
| 258 | ..... | Robert Griffin III | ..... | 2012 |
| 172 | ..... | Norm Snead         | ..... | 1961 |
| 120 | ..... | Heath Shuler       | ..... | 1994 |

### Most Passes Completed, Game

|    |       |                                  |       |          |
|----|-------|----------------------------------|-------|----------|
| 41 | ..... | Kirk Cousins at Cowboys          | ..... | 11/24/16 |
| 38 | ..... | Kirk Cousins at Bengals [London] | ..... | 10/30/16 |
| 33 | ..... | Alex Smith vs. Colts             | ..... | 09/16/18 |
| 33 | ..... | Kirk Cousins vs. Buccaneers      | ..... | 10/25/15 |
| 33 | ..... | Jason Campbell at Cowboys        | ..... | 11/18/07 |

# RECORD BOOK: INDIVIDUAL

## Most Consecutive Passes Completed, Game

22..... Mark Brunell vs. Texans .....09/24/06

## PASSING - COMPLETION PCT.

### Most Seasons Leading League

7..... Sammy Baugh.....1940, 42-43, 45, 47-49

### Most Consecutive Seasons Leading League

3..... Sammy Baugh.....1947-49

### Highest Completion Percentage, Career (min. 1,500 att.)

65.5..... Kirk Cousins.....2012-17

61.2..... Jason Campbell.....2005-09

58.2..... Sonny Jurgensen.....1964-74

### Highest Completion Percentage, Season (min. 150 att.)

70.3..... Sammy Baugh (128-182) .....1945

69.8..... Kirk Cousins (379-543) .....2015

68.7..... Robert Griffin III (147-214).....2014

### Highest Completion Percentage, Rookie, Season

65.7..... Robert Griffin III.....2012

58.6..... Dwayne Haskins Jr. ....2019

53.1..... Jason Campbell.....2007

### Highest Completion Percentage, Game (min. 20 att.)

88.9..... Mark Brunell vs. Texans (24-27) .....09/24/06

## PASSING - YARDS GAINED

### Most Seasons Leading League, Yards Gained, Passing

4..... Sammy Baugh.....1937, 40, 47-48

3..... Sonny Jurgensen.....1966-67, 69

### Most Consecutive Seasons Leading League, Yards Gained, Passing

2..... Sonny Jurgensen.....1966-67

2..... Sammy Baugh.....1947-48

### Most Seasons Leading Team, Yards Gained, Passing

13..... Sammy Baugh.....1937-38, 40-43, 45-51

8..... Joe Theismann.....1978-85

7..... Billy Kilmer.....1971-77

7..... Sonny Jurgensen.....1964-70

### Most Yards Gained, Passing, Career

25,206... Joe Theismann.....1974-85

22,585... Sonny Jurgensen.....1964-74

21,886... Sammy Baugh.....1937-52

### Most Seasons, 3,000 or More Yards Passing

3..... Kirk Cousins.....2015-17

3..... Mark Rypien.....1989, 91-92

3..... Joe Theismann.....1981, 83-84

3..... Sonny Jurgensen.....1966-67, 69

### Most Yards Gained, Passing, Season

4,917..... Kirk Cousins.....2016

4,166..... Kirk Cousins.....2015

4,109..... Jay Schroeder.....1986

### Most Yards Gained, Passing, Rookie, Season

3,200..... Robert Griffin III.....2012

2,337..... Norm Snead.....1961

1,658..... Heath Shuler.....1994

### Most Yards Gained, Passing, Game

471..... Brad Johnson at 49ers .....12/26/99

458..... Kirk Cousins at Bengals.....10/30/16

449..... Kirk Cousins at Cowboys.....11/24/16

### Most Games, 400 or More Passing Yards, Career

3..... Kirk Cousins.....2012-16

2..... Mark Rypien.....1988-93

2..... Sonny Jurgensen.....1964-74

### Most Games, 400 or More Passing Yards, Season

2..... Kirk Cousins.....2016

### Most Games, 300 or More Yards Passing, Career

23..... Kirk Cousins.....2012-17

15..... Sonny Jurgensen.....1964-74

14..... Joe Theismann.....1974-85

### Most Games, 300 or More Yards Passing, Season

7..... Kirk Cousins.....2016

7..... Kirk Cousins.....2015

5..... Kirk Cousins.....2017

5..... Mark Rypien.....1989

5..... Jay Schroeder.....1986

5..... Sonny Jurgensen.....1967

### Most Consecutive Games, 300 or More Yards Passing, Season

3..... Kirk Cousins.....2015

3..... Robert Griffin III.....2013

### Longest Pass Completion (all TDs)

99\*..... Sonny Jurgensen (to Allen) at Bears.....09/15/68

99\*..... George Izo (to Mitchell) vs. Browns.....09/15/63

99\*..... Frank Filchock (to Farkas) vs. Steelers...10/15/39

## PASSING - AVERAGE GAIN

### Most Seasons Leading League, Average Gain, Passing

3..... Sammy Baugh.....1937, 40, 48

### Highest Average Gain, Career (1,500 att.)

7.73..... Kirk Cousins.....2012-17

7.31..... Sammy Baugh.....1937-52

7.22..... Mark Rypien.....1988-93

### Highest Average Gain, Season (150 att.)

9.17..... Sammy Baugh.....1945

9.03..... Eddie LeBaron.....1957

8.47..... Mark Rypien.....1991

### Highest Average Gain, Rookie, Season

8.14..... Robert Griffin III.....2012

7.22..... Al Dorow.....1954

### Highest Average Gain, Game (20 att.)

18.58\*..... Sammy Baugh vs. Yanks (24 att-446 yds)...10/31/48

## PASSING - TOUCHDOWNS

### Most Seasons Leading League, Touchdowns, Passing

2..... Sammy Baugh.....1940, 47

2..... Frank Filchock.....1939, 44

### Most Seasons Leading Team

13..... Sammy Baugh.....1937-38, 40-43, 45-51

8..... Joe Theismann.....1978-85

8..... Sonny Jurgensen.....1964-70, 74

### Most Consecutive Seasons Leading Team

8..... Joe Theismann.....1978-85

7..... Sonny Jurgensen.....1964-70

7..... Sammy Baugh.....1945-51

# RECORD BOOK: INDIVIDUAL

## Most Touchdown Passes, Career

|     |       |                 |       |         |
|-----|-------|-----------------|-------|---------|
| 187 | ..... | Sammy Baugh     | ..... | 1937-52 |
| 179 | ..... | Sonny Jurgensen | ..... | 1964-74 |
| 160 | ..... | Joe Theismann   | ..... | 1974-85 |

## Most Touchdown Passes, Season

|    |       |                 |       |      |
|----|-------|-----------------|-------|------|
| 31 | ..... | Sonny Jurgensen | ..... | 1967 |
| 29 | ..... | Kirk Cousins    | ..... | 2015 |
| 29 | ..... | Joe Theismann   | ..... | 1983 |

## Most Touchdown Passes, Rookie, Season

|    |       |                    |       |      |
|----|-------|--------------------|-------|------|
| 20 | ..... | Robert Griffin III | ..... | 2012 |
| 14 | ..... | Eddie LeBaron      | ..... | 1952 |
| 11 | ..... | Norm Snead         | ..... | 1961 |

## Most Touchdown Passes, Game

|   |       |                           |       |          |
|---|-------|---------------------------|-------|----------|
| 6 | ..... | Mark Rypien vs. Falcons   | ..... | 11/10/91 |
| 6 | ..... | Sammy Baugh vs. Cardinals | ..... | 11/23/47 |
| 6 | ..... | Sammy Baugh at Dodgers    | ..... | 10/31/43 |

## Most Games, Four or More Touchdown Passes, Career

|   |       |                 |       |         |
|---|-------|-----------------|-------|---------|
| 9 | ..... | Sonny Jurgensen | ..... | 1964-74 |
| 5 | ..... | Mark Rypien     | ..... | 1988-93 |

## Most Games, Four or More Touchdown Passes, Season

|   |       |                 |       |          |
|---|-------|-----------------|-------|----------|
| 3 | ..... | Kirk Cousins    | ..... | 2015     |
| 3 | ..... | Sonny Jurgensen | ..... | 1964, 67 |

## Most Consecutive Games, Touchdown Passes (reg. season)

|    |       |                 |       |         |
|----|-------|-----------------|-------|---------|
| 23 | ..... | Sonny Jurgensen | ..... | 1966-68 |
| 16 | ..... | Kirk Cousins    | ..... | 2015    |
| 15 | ..... | Joe Theismann   | ..... | 1982-83 |

## PASSING - HAD INTERCEPTED

### Most Consecutive Passes Attempted, No Interceptions

|     |       |                |       |         |
|-----|-------|----------------|-------|---------|
| 271 | ..... | Jason Campbell | ..... | 2007-08 |
| 187 | ..... | Kirk Cousins   | ..... | 2016    |
| 162 | ..... | Joe Theismann  | ..... | 1983    |

### Most Passes Had Intercepted, Career

|     |       |                 |       |         |
|-----|-------|-----------------|-------|---------|
| 203 | ..... | Sammy Baugh     | ..... | 1937-52 |
| 138 | ..... | Joe Theismann   | ..... | 1974-85 |
| 116 | ..... | Sonny Jurgensen | ..... | 1964-74 |

### Most Passes Had Intercepted, Season

|    |       |               |       |      |
|----|-------|---------------|-------|------|
| 27 | ..... | Norm Snead    | ..... | 1963 |
| 23 | ..... | Sammy Baugh   | ..... | 1948 |
| 22 | ..... | Jay Schroeder | ..... | 1986 |
| 22 | ..... | Norm Snead    | ..... | 1962 |
| 22 | ..... | Norm Snead    | ..... | 1961 |

### Most Passes Had Intercepted, Game

|   |       |                          |       |          |
|---|-------|--------------------------|-------|----------|
| 6 | ..... | Jay Schroeder vs. Giants | ..... | 12/07/86 |
| 6 | ..... | Sammy Baugh at Giants    | ..... | 11/11/51 |

### Most Attempts, No Interceptions, Game

|    |       |                         |       |          |
|----|-------|-------------------------|-------|----------|
| 53 | ..... | Kirk Cousins at Cowboys | ..... | 11/24/16 |
| 53 | ..... | Mark Brunell at Broncos | ..... | 10/09/05 |

### Most Seasons Leading League, Lowest Percentage, Passes Had Intercepted

|    |       |             |       |                     |
|----|-------|-------------|-------|---------------------|
| 5* | ..... | Sammy Baugh | ..... | 1940, 42, 44-45, 47 |
|----|-------|-------------|-------|---------------------|

### Lowest Percentage, Passes Had Intercepted, Career (min. 1,000 att.)

|     |       |                    |       |         |
|-----|-------|--------------------|-------|---------|
| 2.2 | ..... | Robert Griffin III | ..... | 2012-14 |
| 2.3 | ..... | Jason Campbell     | ..... | 2005-09 |
| 2.6 | ..... | Kirk Cousins       | ..... | 2012-17 |

### Lowest Percentage, Passes Had Intercepted, Season (min. 150 att.)

|      |       |                            |       |      |
|------|-------|----------------------------|-------|------|
| 1.19 | ..... | Jason Campbell (6-506)     | ..... | 2008 |
| 1.27 | ..... | Robert Griffin III (5-393) | ..... | 2012 |
| 1.50 | ..... | Alex Smith (5-328)         | ..... | 2018 |

### Lowest Pct. Of Passes Had Intercepted, Rookie, Season

|     |       |                    |       |      |
|-----|-------|--------------------|-------|------|
| 1.3 | ..... | Robert Griffin III | ..... | 2012 |
| 3.4 | ..... | Dwayne Haskins Jr. | ..... | 2019 |
| 3.5 | ..... | Patrick Ramsey     | ..... | 2002 |

## PASSING - TIMES SACKED

### Most Times Sacked, Career

|     |       |                 |       |         |
|-----|-------|-----------------|-------|---------|
| 340 | ..... | Joe Theismann   | ..... | 1974-85 |
| 227 | ..... | Sonny Jurgensen | ..... | 1964-74 |
| 117 | ..... | Billy Kilmer    | ..... | 1971-78 |

### Most Times Sacked, Season

|    |       |                |       |      |
|----|-------|----------------|-------|------|
| 49 | ..... | Trent Green    | ..... | 1998 |
| 48 | ..... | Joe Theismann  | ..... | 1984 |
| 43 | ..... | Jason Campbell | ..... | 2009 |

### Most Times Sacked, Game

|    |       |                             |       |          |
|----|-------|-----------------------------|-------|----------|
| 10 | ..... | John Beck at Bills          | ..... | 10/30/11 |
| 9  | ..... | Joe Theismann vs. Cardinals | ..... | 11/19/78 |

## PASS RECEPTIONS

### Most Seasons Leading League, Receptions

|   |       |                |       |         |
|---|-------|----------------|-------|---------|
| 2 | ..... | Charley Taylor | ..... | 1966-67 |
|---|-------|----------------|-------|---------|

### Most Seasons Leading Team, Receptions

|   |       |                |       |                         |
|---|-------|----------------|-------|-------------------------|
| 8 | ..... | Charley Taylor | ..... | 1966-69, 72-75          |
| 6 | ..... | Santana Moss   | ..... | 2005-10                 |
| 6 | ..... | Art Monk       | ..... | 1980, 82, 84-85, 89, 91 |
| 6 | ..... | Hugh Taylor    | ..... | 1949-54                 |

### Most Consecutive Seasons Leading Team, Receptions

|   |       |                |       |         |
|---|-------|----------------|-------|---------|
| 6 | ..... | Santana Moss   | ..... | 2005-10 |
| 6 | ..... | Hugh Taylor    | ..... | 1949-54 |
| 4 | ..... | Charley Taylor | ..... | 1972-75 |
| 4 | ..... | Charley Taylor | ..... | 1966-69 |
| 4 | ..... | Bobby Mitchell | ..... | 1962-65 |

### Most Pass Receptions, Career

|     |       |                |       |         |
|-----|-------|----------------|-------|---------|
| 888 | ..... | Art Monk       | ..... | 1980-93 |
| 649 | ..... | Charley Taylor | ..... | 1964-77 |
| 581 | ..... | Santana Moss   | ..... | 2005-14 |

### Most Seasons, 50 or More Pass Receptions

|   |       |                |       |                        |
|---|-------|----------------|-------|------------------------|
| 9 | ..... | Art Monk       | ..... | 1980-81, 84-86, 88-91  |
| 7 | ..... | Charley Taylor | ..... | 1964, 66-67, 69, 73-75 |
| 6 | ..... | Santana Moss   | ..... | 2005-10                |
| 6 | ..... | Bobby Mitchell | ..... | 1962-67                |

### Most Pass Receptions, Season

|     |       |               |       |      |
|-----|-------|---------------|-------|------|
| 113 | ..... | Pierre Garçon | ..... | 2013 |
| 106 | ..... | Art Monk      | ..... | 1984 |
| 93  | ..... | Santana Moss  | ..... | 2010 |

### Most Pass Receptions, Rookie, Season

|    |       |                 |       |      |
|----|-------|-----------------|-------|------|
| 59 | ..... | Jamison Crowder | ..... | 2015 |
| 58 | ..... | Art Monk        | ..... | 1980 |
| 58 | ..... | Terry McLaurin  | ..... | 2019 |

### Most Pass Receptions, Game

|    |       |                                    |       |          |
|----|-------|------------------------------------|-------|----------|
| 14 | ..... | Roy Helu, Jr. vs. 49ers (105 yds)  | ..... | 11/06/11 |
| 13 | ..... | Art Monk at Lions (168 yds)        | ..... | 11/04/90 |
| 13 | ..... | Kelvin Bryant vs. Giants (130 yds) | ..... | 12/07/86 |
| 13 | ..... | Art Monk vs. Bengals (230 yds)     | ..... | 12/15/85 |

# RECORD BOOK: INDIVIDUAL

|  |  |          |
|--|--|----------|
| 13.....  | Chris Thompson vs. Colts (92 yds)..... | 09/16/18 |
| <b>Most Consecutive Games, Pass Receptions</b> |  |          |
| 164.....                                       | Art Monk.....                          | 1983-93  |

## RECEIVING - YARDS GAINED

|   |                     |         |
|---|---------------------|---------|
| <b>Most Seasons Leading League, Yards Gained, Receiving</b> |                     |         |
| 2.....  | Bobby Mitchell..... | 1962-63 |

|   |                     |         |
|---|---------------------|---------|
| <b>Most Consecutive Seasons Leading League, Yards Gained, Receiving</b> |                     |         |
| 2.....  | Bobby Mitchell..... | 1962-63 |

|   |                     |                |
|---|---------------------|----------------|
| <b>Most Seasons Leading Team, Yards Gained, Receiving</b> |                     |                |
| 8.....  | Charley Taylor..... | 1966-69, 72-75 |
| 6.....  | Santana Moss.....   | 2005-10        |
| 6.....  | Gary Clark.....     | 1986-87, 89-92 |
| 6.....  | Hugh Taylor.....    | 1949-54        |

|   |                     |         |
|---|---------------------|---------|
| <b>Most Consecutive Seasons Leading Team, Yards Gained, Receiving</b> |                     |         |
| 6.....  | Santana Moss.....   | 2005-10 |
| 6.....  | Hugh Taylor.....    | 1949-54 |
| 4.....  | Gary Clark.....     | 1989-92 |
| 4.....  | Charley Taylor..... | 1966-69 |
| 4.....  | Bobby Mitchell..... | 1962-65 |

|  |                     |         |
|--|---------------------|---------|
| <b>Most Yards Gained, Pass Receiving, Career</b> |                     |         |
| 12,026....                                       | Art Monk.....       | 1980-93 |
| 9,110.....                                       | Charley Taylor..... | 1964-77 |
| 8,742....  | Gary Clark.....     | 1985-92 |

|  |                   |                 |
|--|-------------------|-----------------|
| <b>Most Seasons, 1,000 or More Yards, Pass Receiving</b> |                   |                 |
| 5.....   | Art Monk.....     | 1984-86, 89, 91 |
| 5.....   | Gary Clark.....   | 1986-87, 89-91  |
| 3.....   | Santana Moss..... | 2005, 08, 10    |
| 3.....   | Henry Ellard..... | 1994-96         |

|  |                     |      |
|--|---------------------|------|
| <b>Most Yards Gained, Pass Receiving, Season</b> |                     |      |
| 1,483.....                                       | Santana Moss.....   | 2005 |
| 1,436.....                                       | Bobby Mitchell..... | 1963 |
| 1,397.....                                       | Henry Ellard.....   | 1994 |

|  |                     |      |
|--|---------------------|------|
| <b>Most Yards Gained, Pass Receiving, Rookie, Season</b> |                     |      |
| 926.....   | Gary Clark.....     | 1985 |
| 919.....   | Terry McLaurin..... | 2019 |
| 814.....   | Charley Taylor..... | 1964 |

|  |  |          |
|--|--|----------|
| <b>Most Yards Gained, Pass Receiving, Game</b> |  |          |
| 255.....                                       | Anthony Allen vs. Cardinals (7 rec.) ... | 10/04/87 |
| 241.....                                       | Gary Clark at Giants (11).....           | 10/27/86 |
| 230.....                                       | Art Monk vs. Bengals (13).....           | 12/15/85 |

|   |                     |         |
|---|---------------------|---------|
| <b>Most Games, 100 or More Yards Pass Receiving, Career</b> |                     |         |
| 36.....   | Art Monk.....       | 1980-93 |
| 28.....   | Gary Clark.....     | 1985-92 |
| 23.....   | Charley Taylor..... | 1964-77 |
| 23.....   | Bobby Mitchell..... | 1962-68 |

|   |                     |      |
|---|---------------------|------|
| <b>Most Games, 100 or More Yards Pass Receiving, Season</b> |                     |      |
| 7.....  | Bobby Mitchell..... | 1962 |
| 6.....  | DeSean Jackson..... | 2014 |
| 6.....  | Art Monk.....       | 1985 |
| 6.....  | Art Monk.....       | 1984 |
| 6.....  | Bobby Mitchell..... | 1963 |

|   |                 |                            |
|---|-----------------|----------------------------|
| <b>Most Consecutive Games, 100 or More Yards Pass Receiving</b> |                 |                            |
| 3.....  | Many times..... | Last: DeSean Jackson, 2016 |

|   |   |          |
|---|---|----------|
| <b>Longest Pass Reception (all TDs)</b> |   |          |
| 99*.....                                | Gerry Allen (from Jurgensen) at Bears.....    | 09/15/68 |
| 99*.....                                | Bobby Mitchell (from Izo) at Browns.....      | 09/15/63 |
| 99*.....                                | Andy Farkas (from Filchock) vs. Steelers..... | 10/15/39 |

## RECEIVING - AVERAGE GAIN

|   |                     |         |
|---|---------------------|---------|
| <b>Highest Average Gain, Career (min. 200 rec.)</b> |                     |         |
| 19.24.....  | Hugh Taylor.....    | 1947-54 |
| 18.19.....  | Henry Ellard.....   | 1994-98 |
| 16.52.....  | Bobby Mitchell..... | 1962-68 |

|  |                    |      |
|--|--------------------|------|
| <b>Highest Average Gain, Season (min. 24 rec.)</b> |                    |      |
| 23.44.....   | Hugh Taylor.....   | 1952 |
| 21.56.....   | Charlie Brown..... | 1982 |
| 21.36.....   | Hugh Taylor.....   | 1950 |

|   |  |          |
|---|--|----------|
| <b>Highest Average Gain, Game (min. 3 rec.)</b> |  |          |
| 50.75.....                                      | Gary Clark vs. Falcons (4/203).....    | 11/10/91 |
| 49.33.....                                      | Charley Taylor vs. Rams (3/148).....   | 10/22/67 |
| 48.33.....                                      | Andy Farkas vs. Cardinals (3/145)..... | 11/19/39 |

## RECEIVING - TOUCHDOWNS

|                                  |                     |                     |
|----------------------------------|---------------------|---------------------|
| <b>Most Seasons Leading Team</b> |                     |                     |
| 7.....                           | Gary Clark.....     | 1985-87, 89-92      |
| 7.....                           | Hugh Taylor.....    | 1947, 49-54         |
| 5.....                           | Santana Moss.....   | 2005-06, 08, 10, 12 |
| 5.....                           | Charley Taylor..... | 1969, 71-74         |

|  |                     |         |
|--|---------------------|---------|
| <b>Most Consecutive Seasons Leading Team</b> |                     |         |
| 6.....                                       | Hugh Taylor.....    | 1949-54 |
| 4.....                                       | Gary Clark.....     | 1989-92 |
| 4.....                                       | Charley Taylor..... | 1971-74 |
| 4.....                                       | Bobby Mitchell..... | 1962-65 |

|                                |                     |         |
|--------------------------------|---------------------|---------|
| <b>Most Touchdowns, Career</b> |                     |         |
| 79.....                        | Charley Taylor..... | 1964-77 |
| 65.....                        | Art Monk.....       | 1980-93 |
| 60.....                        | Jerry Smith.....    | 1965-77 |

|                                |                     |      |
|--------------------------------|---------------------|------|
| <b>Most Touchdowns, Season</b> |                     |      |
| 12.....                        | Ricky Sanders.....  | 1988 |
| 12.....                        | Jerry Smith.....    | 1967 |
| 12.....                        | Charley Taylor..... | 1966 |
| 12.....                        | Hugh Taylor.....    | 1952 |

|  |                     |      |
|--|---------------------|------|
| <b>Most Touchdowns, Rookie, Season</b> |                     |      |
| 8.....                                 | Charlie Brown.....  | 1982 |
| 7.....                                 | Terry McLaurin..... | 2019 |
| 6.....                                 | Chris Cooley.....   | 2004 |
| 6.....                                 | Hugh Taylor.....    | 1947 |

|                              |                                      |          |
|------------------------------|--------------------------------------|----------|
| <b>Most Touchdowns, Game</b> |                                      |          |
| 3.....                       | Santana Moss vs. Jaguars.....        | 10/01/06 |
| 3.....                       | Santana Moss vs. Giants.....         | 12/24/05 |
| 3.....                       | Chris Cooley vs. Cowboys.....        | 12/18/05 |
| 3.....                       | Albert Connell at Jaguars.....       | 10/22/00 |
| 3.....                       | Michael Westbrook vs. Cardinals..... | 11/22/98 |
| 3.....                       | Gary Clark vs. Falcons.....          | 11/10/91 |
| 3.....                       | Anthony Allen vs. Cardinals.....     | 10/04/87 |
| 3.....                       | Art Monk at Colts.....               | 10/07/84 |
| 3.....                       | Alvin Garrett vs. Lions.....         | 01/08/83 |
| 3.....                       | Jean Fugett at 49ers.....            | 12/07/76 |
| 3.....                       | Larry Brown vs. Eagles.....          | 12/16/73 |
| 3.....                       | Jerry Smith vs. Cowboys.....         | 11/16/69 |
| 3.....                       | Pat Richter at Bears.....            | 09/15/68 |
| 3.....                       | Jerry Smith at Rams.....             | 10/22/67 |
| 3.....                       | Hugh Taylor vs. Cardinals.....       | 12/12/54 |
| 3.....                       | Hugh Taylor at Giants.....           | 12/07/52 |
| 3.....                       | Hugh Taylor vs. Cardinals.....       | 10/22/50 |

# RECORD BOOK: INDIVIDUAL

|   |       |                          |       |          |
|---|-------|--------------------------|-------|----------|
| 3 | ..... | Hugh Taylor at Colts     | ..... | 09/17/50 |
| 3 | ..... | Hal Crisler vs. Bulldogs | ..... | 10/16/49 |
| 3 | ..... | Hugh Taylor at Eagles    | ..... | 09/28/47 |

## Most Consecutive Games, Receiving Touchdown

|   |       |                |       |                             |
|---|-------|----------------|-------|-----------------------------|
| 6 | ..... | Santana Moss   | ..... | 2007-08 (includes playoffs) |
| 6 | ..... | Bobby Mitchell | ..... | 1964                        |
| 5 | ..... | Charlie Brown  | ..... | 1982                        |

## YARDS FROM SCRIMMAGE

### Most Scrimmage Yards, Career

|        |       |                |       |         |
|--------|-------|----------------|-------|---------|
| 12,358 | ..... | Art Monk       | ..... | 1980-93 |
| 10,628 | ..... | Charley Taylor | ..... | 1964-77 |
| 8,796  | ..... | Gary Clark     | ..... | 1985-92 |

### Most Scrimmage Yards, Season

|       |       |                |       |      |
|-------|-------|----------------|-------|------|
| 1,732 | ..... | Clinton Portis | ..... | 2005 |
| 1,705 | ..... | Clinton Portis | ..... | 2008 |
| 1,690 | ..... | Alfred Morris  | ..... | 2012 |

### Most Scrimmage Yards, Rookie, Season

|       |       |                |       |      |
|-------|-------|----------------|-------|------|
| 1,690 | ..... | Alfred Morris  | ..... | 2012 |
| 1,569 | ..... | Charley Taylor | ..... | 1964 |
| 1,402 | ..... | Mike Thomas    | ..... | 1975 |

### Most Scrimmage Yards, Game

|     |       |                        |       |          |
|-----|-------|------------------------|-------|----------|
| 255 | ..... | Larry Brown vs. Eagles | ..... | 12/16/73 |
|-----|-------|------------------------|-------|----------|

## INTERCEPTIONS BY

### Most Seasons Leading League, Interceptions By

|   |       |               |       |      |
|---|-------|---------------|-------|------|
| 1 | ..... | Barry Wilburn | ..... | 1987 |
| 1 | ..... | Mark Murphy   | ..... | 1983 |
| 1 | ..... | Paul Krause   | ..... | 1964 |
| 1 | ..... | Dan Sandifer  | ..... | 1948 |
| 1 | ..... | Sammy Baugh   | ..... | 1943 |

### Most Seasons Leading Team, Interceptions By

|   |       |  |       |         |
|---|-------|--|-------|---------|
| 4 | ..... | Sammy Baugh                                      | ..... | 1941-43 |
| 3 | ..... | Multiple players. (Last: DeAngelo Hall, 2009-11) | ..... |         |

### Most Consecutive Seasons Leading Team, Interceptions By

|   |       |               |       |         |
|---|-------|---------------|-------|---------|
| 3 | ..... | DeAngelo Hall | ..... | 2009-11 |
| 3 | ..... | Fred Smoot    | ..... | 2001-03 |
| 3 | ..... | Norb Hecker   | ..... | 1955-57 |
| 3 | ..... | Sammy Baugh   | ..... | 1941-43 |

### Most Seasons Leading Team

|   |       |               |       |              |
|---|-------|---------------|-------|--------------|
| 4 | ..... | DeAngelo Hall | ..... | 2009-11, 13  |
| 3 | ..... | Fred Smoot    | ..... | 2001-03      |
| 3 | ..... | Darrell Green | ..... | 1986, 91, 98 |
| 3 | ..... | Tom Carter    | ..... | 1993, 95-96  |
| 3 | ..... | Vernon Dean   | ..... | 1982, 84-85  |
| 3 | ..... | Ken Houston   | ..... | 1973, 75, 77 |
| 3 | ..... | Brig Owens    | ..... | 1966, 68, 70 |
| 3 | ..... | Paul Krause   | ..... | 1964-65, 67  |
| 3 | ..... | Norb Hecker   | ..... | 1955-57      |
| 3 | ..... | Sammy Baugh   | ..... | 1942-43, 45  |

### Most Interceptions By, Career

|    |       |               |       |           |
|----|-------|---------------|-------|-----------|
| 54 | ..... | Darrell Green | ..... | 1983-2002 |
| 36 | ..... | Brig Owens    | ..... | 1966-72   |
| 31 | ..... | Sammy Baugh   | ..... | 1937-52   |

### Most Interceptions By, Season

|    |       |              |       |      |
|----|-------|--------------|-------|------|
| 13 | ..... | Dan Sandifer | ..... | 1948 |
| 12 | ..... | Paul Krause  | ..... | 1964 |
| 11 | ..... | Sammy Baugh  | ..... | 1943 |

### Most Interceptions By, Rookie, Season

|    |       |              |       |      |
|----|-------|--------------|-------|------|
| 13 | ..... | Dan Sandifer | ..... | 1948 |
| 12 | ..... | Paul Krause  | ..... | 1964 |
| 7  | ..... | Brig Owens   | ..... | 1966 |
| 7  | ..... | Jim Kerr     | ..... | 1961 |

### Most Interceptions By, Game

|    |       |                        |       |          |
|----|-------|------------------------|-------|----------|
| 4* | ..... | DeAngelo Hall at Bears | ..... | 10/24/10 |
| 4* | ..... | Dan Sandifer vs. Yanks | ..... | 10/31/48 |
| 4* | ..... | Sammy Baugh vs. Lions  | ..... | 11/14/43 |

### Most Consecutive Games, Passes Intercepted By

|   |       |               |       |         |
|---|-------|---------------|-------|---------|
| 7 | ..... | Paul Krause   | ..... | 1964    |
| 6 | ..... | Barry Wilburn | ..... | 1987    |
| 6 | ..... | Lemar Parrish | ..... | 1978-79 |

## INTERCEPTIONS - RETURN YARDS GAINED

### Most Yards Gained, Career

|     |       |               |       |           |
|-----|-------|---------------|-------|-----------|
| 686 | ..... | Brig Owens    | ..... | 1966-72   |
| 631 | ..... | Darrell Green | ..... | 1983-2002 |
| 491 | ..... | Sammy Baugh   | ..... | 1937-52   |

### Most Yards Gained, Season

|     |       |                 |       |      |
|-----|-------|-----------------|-------|------|
| 258 | ..... | Dan Sandifer    | ..... | 1948 |
| 168 | ..... | George Cheverko | ..... | 1948 |
| 165 | ..... | Brig Owens      | ..... | 1966 |

### Most Yards Gained, Rookie, Season

|     |       |              |       |      |
|-----|-------|--------------|-------|------|
| 258 | ..... | Dan Sandifer | ..... | 1948 |
| 165 | ..... | Brig Owens   | ..... | 1966 |
| 140 | ..... | Paul Krause  | ..... | 1964 |

### Most Yards Gained, Game

|     |       |                            |       |          |
|-----|-------|----------------------------|-------|----------|
| 110 | ..... | Jim Steffen vs. Cowboys    | ..... | 09/29/63 |
| 103 | ..... | Brad Edwards vs. Cardinals | ..... | 11/29/92 |
| 100 | ..... | Barry Wilburn at Vikings   | ..... | 12/26/87 |

### Longest Return (All TDs)

|     |       |                              |       |          |
|-----|-------|------------------------------|-------|----------|
| 100 | ..... | Barry Wilburn at Vikings     | ..... | 12/26/87 |
| 96  | ..... | Bashaud Breeland at Chargers | ..... | 12/10/17 |
| 93  | ..... | Dick Poillon at Eagles       | ..... | 11/21/48 |

## INTERCEPTIONS - RETURN TOUCHDOWNS

### Most Touchdowns, Career

|   |       |               |       |           |
|---|-------|---------------|-------|-----------|
| 6 | ..... | Darrell Green | ..... | 1983-2002 |
| 3 | ..... | Ryan Kerrigan | ..... | 2011-17   |
| 3 | ..... | DeAngelo Hall | ..... | 2008-16   |
| 3 | ..... | Monte Coleman | ..... | 1974-94   |
| 3 | ..... | Andre Collins | ..... | 1990-94   |
| 3 | ..... | Brig Owens    | ..... | 1966-77   |
| 3 | ..... | Mike Bass     | ..... | 1969-75   |

### Most Touchdowns, Season

|   |       |               |       |      |
|---|-------|---------------|-------|------|
| 2 | ..... | DeAngelo Hall | ..... | 2013 |
| 2 | ..... | Andre Collins | ..... | 1994 |
| 2 | ..... | Vernon Dean   | ..... | 1984 |
| 2 | ..... | Dale Hackbart | ..... | 1961 |
| 2 | ..... | Dan Sandifer  | ..... | 1948 |
| 2 | ..... | Pug Rentner   | ..... | 1936 |

### Most Touchdowns, Rookie, Season

|   |       |              |       |      |
|---|-------|--------------|-------|------|
| 2 | ..... | Dan Sandifer | ..... | 1948 |
|---|-------|--------------|-------|------|

### Most Touchdowns, Game

|    |       |                        |       |          |
|----|-------|------------------------|-------|----------|
| 2* | ..... | Dan Sandifer vs. Yanks | ..... | 10/31/48 |
|----|-------|------------------------|-------|----------|

# RECORD BOOK: INDIVIDUAL

## PUNTING

### Most Punts, Career

|     |            |         |
|-----|------------|---------|
| 896 | Mike Bragg | 1968-79 |
| 437 | Tress Way  | 2014-19 |
| 388 | Matt Turk  | 1995-99 |

### Most Punts, Season

|     |            |      |
|-----|------------|------|
| 103 | Tom Tupa   | 2004 |
| 103 | Mike Bragg | 1978 |
| 93  | Matt Turk  | 1998 |

### Most Punts, Rookie, Season

|    |             |      |
|----|-------------|------|
| 76 | Mike Bragg  | 1968 |
| 74 | Matt Turk   | 1995 |
| 54 | Doug Elmore | 1962 |

### Most Punts, Game

|    |                        |          |
|----|------------------------|----------|
| 14 | Sammy Baugh vs. Eagles | 11/05/39 |
|----|------------------------|----------|

### Longest Punt

|    |                        |          |
|----|------------------------|----------|
| 85 | Sammy Baugh vs. Eagles | 12/01/40 |
| 81 | Sammy Baugh vs. Lions  | 11/14/43 |
| 79 | Tress Way at Panthers  | 12/1/19  |
| 77 | Tress Way vs. Giants   | 09/25/14 |
| 77 | Steve Cox at Bills     | 11/01/87 |

## PUNTING - AVERAGE YARDAGE

### Highest Average, Punting, Career (min. 300 punts)

|       |             |         |
|-------|-------------|---------|
| 46.60 | Tress Way   | 2014-19 |
| 45.10 | Sammy Baugh | 1937-52 |
| 43.77 | Matt Turk   | 1995-99 |
| 41.96 | Pat Richter | 1963-70 |

### Highest Average, Punting, Season (min. 30 punts)

|        |             |      |
|--------|-------------|------|
| 51.40* | Sammy Baugh | 1940 |
| 49.60  | Tress Way   | 2019 |
| 48.73  | Sammy Baugh | 1941 |

### Highest Average, Punting, Rookie, Season

|       |               |      |
|-------|---------------|------|
| 43.26 | Mike Bragg    | 1968 |
| 42.43 | Matt Turk     | 1995 |
| 42.16 | Eddie LeBaron | 1952 |

### Highest Average, Punting, Game (min. 4 punts)

|       |                              |          |
|-------|------------------------------|----------|
| 59.40 | Sammy Baugh at Lions [5-297] | 10/27/40 |
|-------|------------------------------|----------|

## PUNTING - NET YARDAGE

Since 1976

### Highest Net Average, Punting, Career (min. 250 att.)

|      |           |         |
|------|-----------|---------|
| 40.7 | Tress Way | 2014-19 |
|------|-----------|---------|

### Highest Net Average, Punting, Season

|      |           |      |
|------|-----------|------|
| 44.1 | Tress Way | 2019 |
| 41.5 | Tress Way | 2018 |
| 40.0 | Tress Way | 2014 |
| 39.8 | Tress Way | 2015 |

### Highest Net Punting Average, Rookie, Season

|      |            |      |
|------|------------|------|
| 37.7 | Matt Turk  | 1995 |
| 33.3 | Jeff Hayes | 1982 |

### Highest Net Average, Punting, Game (min. 4 att.)

|      |                       |          |
|------|-----------------------|----------|
| 55.5 | Tress Way vs. Giants  | 09/25/14 |
| 53.5 | Tress Way at Vikings  | 10/24/19 |
| 53.0 | Tress Way at Panthers | 11/22/15 |

## PUNTING - HAD BLOCKED

### Most Punts Had Blocked, Career

|   |                |         |
|---|----------------|---------|
| 8 | Mike Bragg     | 1968-79 |
| 7 | Sammy Baugh    | 1937-52 |
| 4 | Kelly Goodburn | 1990-93 |

### Most Punts Had Blocked, Season

|   |                |      |
|---|----------------|------|
| 3 | Kelly Goodburn | 1991 |
| 3 | Sammy Baugh    | 1943 |

## PUNTING - INSIDE 20

Since 1976

### Most Punts Inside the 20, Career

|     |  |         |
|-----|--|---------|
| 162 | Tress Way                                | 2014-19 |
| 134 | Matt Turk                                | 1995-99 |
| 79  | Mike Bragg (stat not tracked until 1976) | 1968-79 |

### Most Punts Inside the 20, Season

|    |           |      |
|----|-----------|------|
| 41 | Tress Way | 2018 |
| 33 | Tress Way | 2017 |
| 33 | Matt Turk | 1998 |
| 32 | Matt Turk | 1997 |

### Most Punts Inside the 20, Game

|   |             |                             |
|---|-------------|-----------------------------|
| 5 | Seven times | [Last: Tress Way, 10/21/18] |
|---|-------------|-----------------------------|

## PUNT RETURNS

### Most Seasons Leading League, Punt Returns

|   |               |      |
|---|---------------|------|
| 1 | Eddie Brown   | 1977 |
| 1 | Larry Jones   | 1975 |
| 1 | Steve Bagarus | 1945 |
| 1 | Andy Farkas   | 1943 |

### Most Seasons Leading Team (all consecutive)

|   |                |         |
|---|----------------|---------|
| 9 | Brian Mitchell | 1991-99 |
|---|----------------|---------|

### Most Punt Returns, Career

|     |                   |         |
|-----|-------------------|---------|
| 317 | Brian Mitchell    | 1990-99 |
| 212 | Mike Nelms        | 1980-84 |
| 129 | Antwaan Randle El | 2006-09 |

### Most Punt Returns, Season

|    |             |      |
|----|-------------|------|
| 57 | Eddie Brown | 1977 |
| 53 | Larry Jones | 1975 |
| 49 | Mike Nelms  | 1984 |

### Most Punt Returns, Rookie, Season

|    |               |      |
|----|---------------|------|
| 48 | Mike Nelms    | 1980 |
| 42 | Tony Green    | 1978 |
| 38 | Brandon Banks | 2010 |

### Most Punt Returns, Game

|     |                           |          |
|-----|---------------------------|----------|
| 11* | Eddie Brown at Buccaneers | 10/09/77 |
| 10  | Mike Nelms at Saints      | 12/26/82 |
| 9   | Mike Nelms at Cardinals   | 12/21/80 |

## PUNT RETURNS - FAIR CATCHES

### Most Fair Catches, Career

|     |                |         |
|-----|----------------|---------|
| 151 | Brian Mitchell | 1990-99 |
|-----|----------------|---------|

### Most Fair Catches, Season

|    |                |      |
|----|----------------|------|
| 25 | Andre Roberts  | 2014 |
| 24 | Brian Mitchell | 1994 |
| 23 | Brian Mitchell | 1997 |

# RECORD BOOK: INDIVIDUAL

## Most Fair Catches, Game

|   |       |                                |       |          |
|---|-------|--------------------------------|-------|----------|
| 5 | ..... | Andre Roberts at Cardinals     | ..... | 10/12/14 |
| 5 | ..... | Antwaan Randle El vs. Steelers | ..... | 11/03/08 |
| 5 | ..... | Brian Mitchell vs. Cardinals   | ..... | 09/14/97 |

## PUNT RETURNS - YARDS GAINED

### Most Seasons Leading League, Yards Gained, Punt Returns

|   |       |             |       |      |
|---|-------|-------------|-------|------|
| 1 | ..... | Eddie Brown | ..... | 1976 |
| 1 | ..... | Bert Zagers | ..... | 1957 |
| 1 | ..... | Andy Farkas | ..... | 1943 |

### Most Seasons Leading Team, Yards Gained, Punt Returns

|   |       |                |       |         |
|---|-------|----------------|-------|---------|
| 9 | ..... | Brian Mitchell | ..... | 1991-99 |
| 5 | ..... | Mike Nelms     | ..... | 1980-84 |
| 5 | ..... | Rickie Harris  | ..... | 1965-69 |
| 5 | ..... | Dick James     | ..... | 1959-63 |

### Most Yards Gained, Punt Returns, Career

|       |       |                |       |         |
|-------|-------|----------------|-------|---------|
| 3,476 | ..... | Brian Mitchell | ..... | 1990-99 |
| 1,948 | ..... | Mike Nelms     | ..... | 1980-84 |
| 1,150 | ..... | Eddie Brown    | ..... | 1975-77 |

### Most Yards Gained, Punt Returns, Season

|     |       |                |       |      |
|-----|-------|----------------|-------|------|
| 646 | ..... | Eddie Brown    | ..... | 1976 |
| 600 | ..... | Brian Mitchell | ..... | 1991 |
| 506 | ..... | Brian Mitchell | ..... | 1998 |

### Most Yards Gained, Punt Returns, Rookie, Season

|     |       |               |       |      |
|-----|-------|---------------|-------|------|
| 487 | ..... | Mike Nelms    | ..... | 1980 |
| 443 | ..... | Tony Green    | ..... | 1978 |
| 431 | ..... | Brandon Banks | ..... | 2010 |

### Most Yards Gained, Punt Returns, Game

|     |       |                               |       |          |
|-----|-------|-------------------------------|-------|----------|
| 146 | ..... | Rickie Harris at Steelers     | ..... | 11/21/65 |
| 142 | ..... | Ted Wilson at Giants          | ..... | 10/11/87 |
| 118 | ..... | Derrick Shepard vs. Cardinals | ..... | 10/04/87 |

### Longest Punt Return (All TDs)

|    |       |                          |       |          |
|----|-------|--------------------------|-------|----------|
| 96 | ..... | Bill Dudley vs. Steelers | ..... | 12/03/50 |
| 90 | ..... | Jacquez Green vs. Eagles | ..... | 09/16/02 |
| 89 | ..... | Eric Metcalf vs. Giants  | ..... | 10/28/01 |

## PUNT RETURNS - AVERAGE YARDAGE

### Highest Average, Career (min. 40 returns)

|       |       |                 |       |         |
|-------|-------|-----------------|-------|---------|
| 13.20 | ..... | Dick Todd       | ..... | 1939-48 |
| 12.81 | ..... | Johnny Williams | ..... | 1952-53 |
| 12.11 | ..... | Andy Farkas     | ..... | 1938-44 |

### Highest Average, Season (min. 20 returns)

|       |       |                 |       |      |
|-------|-------|-----------------|-------|------|
| 15.25 | ..... | Johnny Williams | ..... | 1952 |
| 14.12 | ..... | Brian Mitchell  | ..... | 1994 |
| 13.46 | ..... | Eddie Brown     | ..... | 1976 |

### Highest Average, Rookie, Season

|       |       |                 |       |      |
|-------|-------|-----------------|-------|------|
| 15.25 | ..... | Johnny Williams | ..... | 1952 |
| 12.16 | ..... | Rickie Harris   | ..... | 1965 |
| 11.95 | ..... | Steve Bagarus   | ..... | 1945 |

### Highest Average, Game (min. 3 returns)

|      |       |                               |       |          |
|------|-------|-------------------------------|-------|----------|
| 39.3 | ..... | Derrick Shepard vs. Cardinals | ..... | 10/04/97 |
| 34.0 | ..... | Pervis Atkins at Eagles       | ..... | 11/01/64 |
| 33.3 | ..... | Brian Mitchell vs. Giants     | ..... | 11/01/92 |

## PUNT RETURNS - TOUCHDOWNS

### Most Touchdowns, Punt Returns, Career

|   |       |                |       |         |
|---|-------|----------------|-------|---------|
| 7 | ..... | Brian Mitchell | ..... | 1990-99 |
| 3 | ..... | Rickie Harris  | ..... | 1965-70 |
| 3 | ..... | Dick Todd      | ..... | 1939-48 |

### Most Touchdowns, Punt Returns, Season

|   |       |                |       |      |
|---|-------|----------------|-------|------|
| 2 | ..... | Brian Mitchell | ..... | 1994 |
| 2 | ..... | Brian Mitchell | ..... | 1991 |
| 2 | ..... | Mike Nelms     | ..... | 1981 |
| 2 | ..... | Bert Zagers    | ..... | 1957 |
| 2 | ..... | John Williams  | ..... | 1952 |

### Most Touchdowns, Punt Returns, Rookie, Season

|   |       |               |       |                              |
|---|-------|---------------|-------|------------------------------|
| 2 | ..... | John Williams | ..... | 1952                         |
| 1 | ..... | Five players  | ..... | (Last: Desmond Howard, 1992) |

### Most Touchdowns, Punt Returns, Game

|   |       |                |       |  |
|---|-------|----------------|-------|--|
| 1 | ..... | Multiple times | ..... | (Last: Jamison Crowder at BAL, 10/09/16) |
|---|-------|----------------|-------|--|

## KICK RETURNS

### Most Seasons Leading League, Kick Returns

|   |       |               |       |          |
|---|-------|---------------|-------|----------|
| 2 | ..... | Eddie Saenz   | ..... | 1947, 49 |
| 2 | ..... | Dan Sandifer  | ..... | 1948-49  |
| 1 | ..... | Brandon Banks | ..... | 2011     |
| 1 | ..... | Larry Jones   | ..... | 1975     |

### Most Consecutive Seasons Leading League, Kick Returns

|   |       |              |       |         |
|---|-------|--------------|-------|---------|
| 2 | ..... | Dan Sandifer | ..... | 1948-49 |
|---|-------|--------------|-------|---------|

### Most Seasons Leading Team

|   |       |                |       |         |
|---|-------|----------------|-------|---------|
| 9 | ..... | Brian Mitchell | ..... | 1991-99 |
| 5 | ..... | Mike Nelms     | ..... | 1980-84 |
| 5 | ..... | Dick James     | ..... | 1959-63 |

### Most Kickoff Returns, Career

|     |       |                 |       |         |
|-----|-------|-----------------|-------|---------|
| 421 | ..... | Brian Mitchell  | ..... | 1990-99 |
| 222 | ..... | Rock Cartwright | ..... | 2002-09 |
| 175 | ..... | Mike Nelms      | ..... | 1980-84 |

### Most Kickoff Returns, Season

|    |       |                 |       |      |
|----|-------|-----------------|-------|------|
| 64 | ..... | Rock Cartwright | ..... | 2006 |
| 59 | ..... | Brian Mitchell  | ..... | 1998 |
| 58 | ..... | Brian Mitchell  | ..... | 1994 |

### Most Kickoff Returns, Rookie, Season

|    |       |               |       |      |
|----|-------|---------------|-------|------|
| 46 | ..... | Brandon Banks | ..... | 2010 |
| 38 | ..... | Mike Nelms    | ..... | 1980 |
| 34 | ..... | Tony Green    | ..... | 1978 |

### Most Kickoff Returns, Game

|   |       |                             |       |          |
|---|-------|-----------------------------|-------|----------|
| 8 | ..... | Terry Metcalf vs. Cardinals | ..... | 09/20/81 |
| 8 | ..... | Niles Paul vs. Kansas City  | ..... | 12/08/13 |

## KICK RETURNS - YARDS GAINED

### Most Yards Gained, Kickoff Returns, Career

|       |       |                 |       |         |
|-------|-------|-----------------|-------|---------|
| 9,586 | ..... | Brian Mitchell  | ..... | 1990-99 |
| 5,332 | ..... | Rock Cartwright | ..... | 2002-09 |
| 4,128 | ..... | Mike Nelms      | ..... | 1980-84 |

### Most Yards Gained, Kickoff Returns, Season

|       |       |                 |       |      |
|-------|-------|-----------------|-------|------|
| 1,541 | ..... | Rock Cartwright | ..... | 2006 |
| 1,478 | ..... | Brian Mitchell  | ..... | 1994 |
| 1,408 | ..... | Brian Mitchell  | ..... | 1995 |

### Most Yards Gained, Kickoff Returns Rookie, Season

|       |       |                 |       |      |
|-------|-------|-----------------|-------|------|
| 1,155 | ..... | Brandon Banks   | ..... | 2010 |
| 870   | ..... | Tony Green      | ..... | 1978 |
| 819   | ..... | Steven Sims Jr. | ..... | 2019 |

### Most Yards Gained, Kickoff Returns, Game

|     |       |                             |       |          |
|-----|-------|-----------------------------|-------|----------|
| 225 | ..... | Herb Mul-Key at Cardinals   | ..... | 09/23/73 |
| 213 | ..... | Brandon Banks at Lions      | ..... | 10/31/10 |
| 189 | ..... | Brian Mitchell vs. Chargers | ..... | 12/06/98 |

# RECORD BOOK: INDIVIDUAL

## Longest Kickoff Return (All TDs)

|          |                                  |          |
|----------|----------------------------------|----------|
| 102..... | Larry Jones vs. Eagles .....     | 11/24/74 |
| 101..... | Brian Mitchell vs. Chargers..... | 12/06/98 |
| 101..... | Rashad Ross at Giants .....      | 09/24/15 |

## KICK RETURNS - AVERAGE YARDAGE

### Most Seasons Leading League, Average Yardage, Kick Returns

|        |                   |      |
|--------|-------------------|------|
| 1..... | Mike Nelms .....  | 1981 |
| 1..... | Eddie Saenz ..... | 1947 |

### Highest Average, Career (min. 40 returns)

|             |                      |         |
|-------------|----------------------|---------|
| 28.50 ..... | Bobby Mitchell ..... | 1962-68 |
| 27.87.....  | Herb Mul-key.....    | 1972-74 |
| 25.98.....  | Joe Scudero .....    | 1954-58 |

### Highest Average, Season (min. 20 returns)

|            |                  |      |
|------------|------------------|------|
| 29.70..... | Mike Nelms ..... | 1981 |
| 29.38..... | Dick James ..... | 1961 |
| 29.22..... | Larry Jones..... | 1974 |

### Highest Average, Rookie, Season

|             |                     |      |
|-------------|---------------------|------|
| 29.22.....  | Larry Jones.....    | 1974 |
| 25.96.....  | Dale Atkeson .....  | 1954 |
| 25.60 ..... | Steven Sims Jr..... | 2019 |

## KICK RETURNS - TOUCHDOWNS

### Most Touchdowns, Career

|        |                      |         |
|--------|----------------------|---------|
| 2..... | Brian Mitchell ..... | 1990-99 |
| 2..... | Bobby Mitchell ..... | 1962-68 |
| 2..... | Eddie Saenz .....    | 1946-51 |
| 2..... | Andy Farkas.....     | 1938-44 |

### Most Touchdowns, Season

|        |                   |      |
|--------|-------------------|------|
| 2..... | Eddie Saenz ..... | 1947 |
|--------|-------------------|------|

### Most Touchdowns, Rookie, Season

|        |                      |                               |
|--------|----------------------|-------------------------------|
| 1..... | Multiple times ..... | (Last: Steven Sims Jr., 2019) |
|--------|----------------------|-------------------------------|

### Most Touchdowns, Game

|        |                    |   |
|--------|--------------------|---|
| 1..... | Many players ..... | (Last: Steven Sims Jr. vs. DET, 11/24/19) |
|--------|--------------------|---|

## COMBINED KICK/PUNT RETURNS

### Most Combined Kick/Punt Returns, Career

|           |                      |         |
|-----------|----------------------|---------|
| 738 ..... | Brian Mitchell ..... | 1990-99 |
| 386 ..... | Mike Nelms .....     | 1980-84 |
| 253 ..... | Dick James .....     | 1956-63 |

### Most Combined Kick/Punt Returns, Season

|          |                     |      |
|----------|---------------------|------|
| 103..... | Brian Mitchell..... | 1998 |
| 100..... | Larry Jones.....    | 1975 |
| 91.....  | Mike Nelms .....    | 1984 |
| 91.....  | Eddie Brown .....   | 1977 |

### Most Combined Kick/Punt Returns, Game

|         |  |          |
|---------|--|----------|
| 12..... | Eddie Brown vs. Buccaneers (P-11/K-1) .. | 10/09/77 |
| 12..... | Larry Jones vs. Cowboys (6/6) .....      | 12/13/75 |
| 11..... | Brandon Banks vs. Lions (5/6) .....      | 10/31/10 |
| 11..... | Larry Jones vs. Raiders (6/5) .....      | 11/23/75 |

## COMBINED KICK RETURN YARDS

### Most Yards Returned, Career

|            |                      |         |
|------------|----------------------|---------|
| 13,062.... | Brian Mitchell ..... | 1990-99 |
| 6,076..... | Mike Nelms .....     | 1980-84 |
| 4,743..... | Dick James .....     | 1956-63 |

### Most Yards Returned, Season

|             |                      |      |
|-------------|----------------------|------|
| 1,930 ..... | Brian Mitchell ..... | 1994 |
| 1,843 ..... | Brian Mitchell ..... | 1998 |
| 1,723.....  | Brian Mitchell ..... | 1995 |

### Most Yards Returned, Game

|          |                                  |          |
|----------|----------------------------------|----------|
| 271..... | Brandon Banks at Lions.....      | 10/31/10 |
| 240..... | Brian Mitchell at Broncos.....   | 09/17/95 |
| 226..... | Brian Mitchell vs. Chargers..... | 10/06/98 |

## COMBINED KICK RETURN TOUCHDOWNS

### Most Touchdowns, Career

|        |                      |         |
|--------|----------------------|---------|
| 9..... | Brian Mitchell ..... | 1990-99 |
| 3..... | Rickie Harris.....   | 1965-70 |
| 3..... | Bert Zagers.....     | 1955-58 |
| 3..... | Dick Todd.....       | 1939-48 |
| 3..... | Andy Farkas.....     | 1934-44 |

### Most Touchdowns, Season

|        |                      |      |
|--------|----------------------|------|
| 2..... | Brian Mitchell ..... | 1997 |
| 2..... | Brian Mitchell ..... | 1994 |
| 2..... | Brian Mitchell ..... | 1991 |
| 2..... | Mike Nelms .....     | 1981 |
| 2..... | Tony Green .....     | 1978 |
| 2..... | Bert Zagers.....     | 1957 |
| 2..... | Joe Scudero .....    | 1955 |
| 2..... | John Williams.....   | 1952 |
| 2..... | Eddie Saenz .....    | 1947 |

### Most Touchdowns, Game

|        |  |
|--------|--|
| 1..... | Multiple times... (Last: Jamison Crowder at BAL, 10/09/16) |
|--------|--|

## FUMBLES

### Most Fumbles, Career

|         |                     |         |
|---------|---------------------|---------|
| 47..... | Sammy Baugh.....    | 1937-52 |
| 42..... | Mark Rypien.....    | 1987-93 |
| 42..... | Joe Theismann ..... | 1974-85 |

### Most Fumbles, Season

|         |                   |      |
|---------|-------------------|------|
| 15..... | Sammy Baugh.....  | 1947 |
| 14..... | Trent Green ..... | 1998 |
| 14..... | Mark Rypien.....  | 1989 |

### Most Fumbles, Game

|        |                                |          |
|--------|--------------------------------|----------|
| 5..... | Patrick Ramsey at Packers..... | 10/20/02 |
|--------|--------------------------------|----------|

## FUMBLES RECOVERED

### Most Fumbles Recovered, Career, Own and Opponents'

|         |                    |         |
|---------|--------------------|---------|
| 21..... | Sammy Baugh.....   | 1937-52 |
| 16..... | Brad Dusek .....   | 1974-81 |
| 15..... | Monte Coleman..... | 1979-94 |

### Most Fumbles Recovered, Season, Own and Opponents'

|        |                     |      |
|--------|---------------------|------|
| 8..... | Donovan McNabb..... | 2010 |
| 7..... | Sammy Baugh.....    | 1947 |
| 7..... | Stephen Davis.....  | 2001 |
| 6..... | Joe Theismann ..... | 1984 |

## OWN FUMBLES RECOVERED

### Most Own Fumbles Recovered, Career

|         |                      |         |
|---------|----------------------|---------|
| 18..... | Sammy Baugh.....     | 1937-52 |
| 16..... | Charley Taylor ..... | 1964-77 |
| 15..... | Kirk Cousins.....    | 2012-17 |

# RECORD BOOK: INDIVIDUAL

## Most Own Fumbles Recovered, Season

|   |                |      |
|---|----------------|------|
| 8 | Donovan McNabb | 2010 |
| 7 | Sammy Baugh    | 1947 |
| 6 | Joe Theismann  | 1984 |

## Most Own Fumbles Recovered, Game

|   |  |
|---|--|
| 2 | 15 players (Last: Alex Smith at Cardinals, 09/09/18) |
|---|--|

## OPPONENTS' FUMBLES RECOVERED

### Most Opponents' Fumbles Recovered, Career

|    |                 |         |
|----|-----------------|---------|
| 16 | Brad Dusek      | 1974-81 |
| 16 | Chris Hanburger | 1965-78 |
| 14 | Monte Coleman   | 1979-94 |
| 14 | Chris Hanburger | 1965-78 |
| 14 | John Paluck     | 1956-65 |

### Most Opponents' Fumbles Recovered, Season

|   |             |      |
|---|-------------|------|
| 6 | Gene Brito  | 1955 |
| 5 | Ken Houston | 1973 |
| 5 | Paul Krause | 1965 |
| 5 | Bob Toneff  | 1959 |

### Most Opponents' Fumbles Recovered, Game

|   |                  |          |
|---|------------------|----------|
| 2 | Bashaud Breeland | 11/22/15 |
| 2 | LaVar Arrington  | 12/29/02 |
| 2 | Shawn Barber     | 12/03/00 |
| 2 | Pat Eilers       | 09/06/93 |
| 2 | Danny Copeland   | 12/13/92 |

## YARDS RETURNING FUMBLES

### Longest Fumble Return (all TDs)

|    |                          |          |
|----|--------------------------|----------|
| 78 | Darrell Green vs. Colts  | 10/07/93 |
| 76 | John Paluck vs. Giants   | 12/02/56 |
| 75 | DeAngelo Hall vs. Eagles | 09/09/13 |

## FUMBLE RETURN TOUCHDOWNS

### Most Touchdowns, Career

|   |                 |         |
|---|-----------------|---------|
| 3 | DeAngelo Hall   | 2008-15 |
| 3 | Chris Hanburger | 1965-78 |
| 3 | Brad Dusek      | 1974-79 |

### Most Touchdowns, Season

|   |                |                             |
|---|----------------|-----------------------------|
| 2 | Harold McPhail | 1934                        |
| 1 | Multiple times | (Last: Preston Smith, 2018) |

## COMBINED NET YARDS GAINED

Rushing, Receiving, Returns

### Most Seasons Leading League, Net Yards Gained

|   |                |             |
|---|----------------|-------------|
| 4 | Brian Mitchell | 1994-96, 98 |
|---|----------------|-------------|

### Most Consecutive Seasons Leading League, Net Yards Gained

|   |                |         |
|---|----------------|---------|
| 3 | Brian Mitchell | 1994-96 |
|---|----------------|---------|

### Most Seasons Leading Team, Net Yards Gained

|   |                |                  |
|---|----------------|------------------|
| 7 | Brian Mitchell | 1993-99          |
| 6 | Larry Brown    | 1969-74          |
| 4 | Clinton Portis | 2004-05, 2007-08 |

### Most Consecutive Seasons Leading Team

|   |                |         |
|---|----------------|---------|
| 7 | Brian Mitchell | 1993-99 |
| 6 | Larry Brown    | 1969-74 |

## COMBINED NET YARDS - ATTEMPTS

### Most Attempts, Career

|       |                |                |
|-------|----------------|----------------|
| 2,109 | John Riggins   | 1976-79, 81-85 |
| 1,834 | Clinton Portis | 2004-10        |
| 1,768 | Larry Brown    | 1969-76        |

### Most Attempts, Season

|     |                |      |
|-----|----------------|------|
| 384 | Stephen Davis  | 2001 |
| 383 | Clinton Portis | 2004 |
| 382 | Clinton Portis | 2005 |

### Most Attempts, Game

|    |                           |          |
|----|---------------------------|----------|
| 45 | Jamie Morris at Bengals   | 12/17/88 |
| 41 | Jamie Morris at Eagles    | 11/12/89 |
| 39 | Earnest Byner at Patriots | 12/15/90 |

## COMBINED NET YARDS - YARDS

### Most Yards Gained, Career

|        |                |         |
|--------|----------------|---------|
| 16,900 | Brian Mitchell | 1990-99 |
| 12,358 | Art Monk       | 1980-93 |
| 10,803 | Charley Taylor | 1964-77 |

### Most Yards Gained, Season

|       |                |      |
|-------|----------------|------|
| 2,477 | Brian Mitchell | 1994 |
| 2,357 | Brian Mitchell | 1998 |
| 2,348 | Brian Mitchell | 1995 |

### Most Yards Gained, Rookie, Season

|       |                |      |
|-------|----------------|------|
| 1,690 | Alfred Morris  | 2012 |
| 1,602 | Brandon Banks  | 2010 |
| 1,589 | Charley Taylor | 1964 |

## SACKS

### Most Seasons Leading Team

|   |               |                 |
|---|---------------|-----------------|
| 6 | Ryan Kerrigan | 2012, 2014-18   |
| 5 | Dexter Manley | 1982, 84-86, 88 |
| 4 | Brian Orakpo  | 2009-11, 13     |
| 4 | Andre Carter  | 2006-09         |
| 3 | Ken Harvey    | 1994-95, 97     |
| 3 | Charles Mann  | 1987, 89, 91    |
| 3 | Coy Bacon     | 1978-80         |

### Most Sacks, Career (Unofficial)

|      |               |         |
|------|---------------|---------|
| 975  | Dexter Manley | 1981-89 |
| 90.0 | Ryan Kerrigan | 2011-19 |
| 82.0 | Charles Mann  | 1983-93 |

### Most Sacks, Career (Since 1982)

|      |               |         |
|------|---------------|---------|
| 91.0 | Dexter Manley | 1981-89 |
| 90.0 | Ryan Kerrigan | 2011-19 |
| 82.0 | Charles Mann  | 1983-93 |

### Most Sacks, Season

|      |               |      |
|------|---------------|------|
| 18.5 | Dexter Manley | 1986 |
| 15.0 | Dexter Manley | 1985 |
| 15.0 | Coy Bacon     | 1979 |

### Most Sacks, Rookie, Season

|      |               |      |
|------|---------------|------|
| 11.0 | Brian Orakpo  | 2009 |
| 8.0  | Preston Smith | 2015 |
| 7.5  | Ryan Kerrigan | 2011 |
| 7.0  | Montez Sweat  | 2019 |

### Most Sacks, Game

|     |                             |          |
|-----|-----------------------------|----------|
| 4.0 | Ryan Kerrigan vs. Jaguars   | 09/14/14 |
| 4.0 | Brian Orakpo at Raiders     | 12/13/09 |
| 4.0 | Phillip Daniels vs. Cowboys | 12/18/05 |
| 4.0 | Ken Harvey vs. Giants       | 11/23/97 |

# RECORD BOOK: INDIVIDUAL/OPPONENT

4.0..... Dexter Manley vs. Giants .....10/02/88  
4.0..... Diron Talbert vs. Giants ..... 09/28/75

## Most Seasons, 10 or More Sacks

5 ..... Charles Mann ..... 1985-87, 89, 91  
4 ..... Dexter Manley ..... 1983-86  
4 ..... Ryan Kerrigan ..... 2014, 2016-18  
3 ..... Coy Bacon ..... 1978-80

## Most Consecutive Seasons, 10 or More Sacks

4 ..... Dexter Manley ..... 1983-86

## OPPONENT RECORDS

### SCORING

#### Most Points vs. Washington, Career

242 ..... Lou Groza ..... 1950-67

#### Most Points vs. Washington, Game

25 ..... Bobby Joe Conrad, Cardinals .....09/27/59

#### Touchdowns vs. Washington, Career

24 ..... Emmitt Smith .....1990-2002

#### Touchdowns vs. Washington, Game

4 ..... Terrell Owens, Cowboys ..... 11/18/07  
4 ..... Wilbert Montgomery, Eagles .....10/07/79  
4 ..... Wilbert Montgomery, Eagles .....09/10/78  
4 ..... Ollie Matson, Cardinals .....11/21/54  
4 ..... Bob Shaw, Rams ..... 12/11/49

#### Points After Touchdown vs. Washington, Career

101 ..... Lou Groza ..... 1950-67

#### Points After Touchdown vs. Washington, Game

8 ..... David Akers, Eagles .....11/15/10  
7 ..... Adam Vinatieri, Colts .....11/30/14  
7 ..... Stephen Gostkowski, Patriots ..... 10/28/07  
7 ..... Pat Summerall, Giants .....10/05/61  
7 ..... Bobby Joe Conrad, Cardinals .....09/27/59  
7 ..... Ray McLean, Bears ..... 10/26/47

#### Field Goals vs. Washington, Career

45 ..... Lou Groza ..... 1950-67

#### Field Goals vs. Washington, Game

6 ..... Dan Bailey, Cowboys ..... 09/26/11

#### Field Goals Attempted vs. Washington, Game

6 ..... Dan Bailey, Cowboys ..... 09/26/11  
6 ..... Jay Feely, Giants ..... 10/30/05  
6 ..... Ali Haji-Sheikh, Giants .....12/17/83

#### Longest Field Goal vs. Washington

58 ..... Nick Lowery, Chiefs .....09/18/83

### RUSHING

#### Most Yards Gained vs. Washington, Career

2,440 ..... Emmitt Smith .....1990-2002

#### Most Yards Gained vs. Washington, Game

234 ..... Tiki Barber, Giants ..... 12/30/06  
234 ..... Bobby Mitchell, Browns .....11/15/59

#### Most Rushing Attempts vs. Washington, Game

40 ..... Errict Rhett, Buccaneers .....12/04/94

#### Most Rushing Touchdowns vs. Washington, Game

3 ..... Multiple players .....(Last: Matt Asiata, Vikings, 11/02/14)

### PASSING

#### Most Passing Yards Gained vs. Washington, Career

6,692 ..... Eli Manning, Giants .....2004-18

#### Most Passing Yards Gained vs. Washington, Game

522 ..... Boomer Esiason, Cardinals .....11/10/96

#### Most Passing Attempts vs. Washington, Career

965 ..... Eli Manning, Giants .....2004-18

#### Most Passing Attempts vs. Washington, Game

62 ..... Tony Romo, Cowboys .....11/22/12

#### Most Completions vs. Washington, Career

560 ..... Eli Manning, Giants .....2004-18

#### Most Completions vs. Washington, Game

38 ..... Matt Schaub, Texans .....09/19/10

#### Most Passing Touchdowns vs. Washington, Career

38 ..... Charlie Conerly .....1948-61

#### Most Passing Touchdowns vs. Washington, Game

7\* ..... Y.A. Tittle, Giants .....10/28/62  
7\* ..... Adrian Burk, Eagles ..... 10/17/54

#### Most Interceptions Thrown vs. Washington, Career

43 ..... Jim Hart .....1967-82

#### Most Interceptions Thrown vs. Washington, Game

6 ..... Ed Luther, Chargers .....10/31/83

#### Longest Pass Completion vs. Washington

99 ..... Jim Plunkett (to Branch), Raiders .....10/02/83

### RECEIVING

#### Most Receiving Yards Gained vs. Washington, Career

1,495 ..... Jason Witten ..... 2003-17, 2019

#### Most Receiving Yards Gained vs. Washington, Game

269 ..... Del Shofner, Giants (11 rec.) ..... 10/28/62

#### Most Receptions vs. Washington, Career

137 ..... Jason Witten, Cowboys ..... 2003-17, 2019

#### Most Receptions vs. Washington, Game

15 ..... Zach Ertz, Eagles .....12/20/14  
15 ..... Danny Amendola, Rams .....09/16/12

#### Most Receiving Touchdowns vs. Washington, Career

15 ..... Pete Pihos .....1947-55

#### Most Receiving Touchdowns vs. Washington, Game

4 ..... Terrell Owens, Cowboys ..... 11/18/07  
4 ..... Bob Shaw, Rams ..... 12/11/49

#### Longest Reception

99t ..... Cliff Branch (from Plunkett), Raiders .....10/02/83

### INTERCEPTIONS

#### Most Interceptions vs. Washington, Career

9 ..... Terence Newman ..... 2003-12  
9 ..... Everson Walls ..... 1981-91  
9 ..... Bill Bradley .....1969-77  
9 ..... Mel Renfro .....1964-77

# RECORD BOOK: OPPONENT

## Most Interceptions vs. Washington, Game

4 ..... Jerry Norton, Cardinals.....11/20/60  
4 ..... Jack Butler, Steelers.....12/13/53

## Most Interception Yards Gained vs. Washington, Career

157 ..... Aeneas Williams.....1991-2000

## Most Interception Yards Gained vs. Washington, Game

121 ..... Mike Gaechter, Cowboys.....11/03/63

## Most Interception Return Touchdowns vs. Washington, Career

3 ..... Larry Cole .....1968-80

## Most Interception Return Touchdowns vs. Washington, Game

2 ..... Robert Massey, Cardinals.....10/04/92

## Longest Interception Return vs. Washington

101t ..... Justin Reid, Texans.....11/18/18  
96 ..... Dennis Thurman, Cowboys .....09/06/81

## KICKOFF RETURNS

### Most Kickoff Returns vs. Washington, Career

36 ..... Vai Sikahema.....1986-93

### Most Kickoff Returns vs. Washington, Game

8 ..... Maurice Hicks, 49ers.....10/23/05  
8 ..... Erric Pegram, Falcons .....11/10/91  
8 ..... Harlan Huckleby, Packers .....10/17/83

### Most Kickoff Return Yards Gained vs. Washington, Career

795 ..... Vai Sikahema.....1986-93

### Most Kickoff Return Yards Gained vs. Washington, Game

222 ..... Allen Rossum, Eagles .....11/14/99

### Longest Kickoff Return, Touchdown vs. Washington

105t ..... Ollie Matson, Cardinals.....10/14/56

## PUNT RETURNS

### Most Punt Returns vs. Washington, Career

29 ..... Kelvin Martin .....1987-96

### Most Punt Returns vs. Washington, Game

8 ..... Dedric Ward, Cowboys .....09/27/04  
8 ..... Stump Mitchell, Cardinals. ....01/02/83  
8 ..... Leon Bright, Giants .....09/13/81

### Most Punt Return Yards Gained vs. Washington, Career

336 ..... Vai Sikahema.....1986-93

### Most Punt Return Yards Gained vs. Washington, Game

177 ..... Dexter McCluster, Chiefs .....12/08/13

### Longest Punt Return vs. Washington

98t ..... Charlie West, Vikings .....11/03/68

## FUMBLE RETURNS

### Longest Return vs. Washington

103t ..... Aeneas Williams, Cardinals.....11/05/00

# RECORD BOOK: POSTSEASON

## TEAM POSTSEASON RECORDS

### CHAMPIONSHIPS

|                               |  |
|-------------------------------|--|
| <b>League Championships</b>   | 5.....1937, 42, 82, 87, 91   |
| <b>NFC Championships</b>      | 5.....1972, 82-83, 87, 91  |
| <b>Division Championships</b> | 15.....1936-37, 40, 42-43, 45, 72, 82-84, 87, 91, 99,<br>.....2012, 15 |

### GAMES, VICTORIES, DEFEATS

|   |   |
|---|---|
| <b>Seasons Participating in Postseason Games</b>                  | 24.....1936-37, 40, 42-43, 45, 71-74, 76, 82-84,<br>.....86-87, 90-92, 99, 2005, 07, 12, 15 |
| <b>Most Consecutive Seasons Participating in Postseason Games</b> | 4.....1971-74   |
| <b>Games Played</b>   | 42.....1936-2015  |
| <b>Games Won</b>  | 23.....1937-2005  |
| <b>Most Consecutive Games Won</b>                                 | 6.....1982-83   |
| <b>Games Lost</b>   | 19.....1936-2015  |
| <b>Most Consecutive Games Lost</b>                                | 4.....1972-76   |

### SCORING

|   |   |
|---|---|
| <b>Most Points, Game</b>                  | 51.....vs. Rams.....01/01/84<br>42.....vs. Broncos.....01/31/88<br>41.....vs. Lions.....01/12/92  |
| <b>Most Points, Both Teams, Game</b>      | 73.....Washington [0] vs. Bears [73].....12/08/40<br>62.....Washington [21] at Bears [41].....12/26/43<br>61.....Washington [37]at Bills [24].....01/26/92    |
| <b>Fewest Points, Both Teams, Game</b>    | 17.....Washington [0] at Giants [17].....01/11/87<br>19.....Washington [16] vs. Packers [3].....12/24/72<br>20.....Washington [14] vs. Bears [6].....12/13/42 |
| <b>Largest Margin of Victory, Game</b>    | 44.....vs. Rams.....01/01/84<br>32.....vs. Broncos.....01/31/88<br>31.....vs. Lions.....01/12/92  |
| <b>Largest Margin of Defeat, Game</b>     | 73*.....vs. Bears.....12/08/40<br>29.....at Raiders.....01/22/84<br>21.....at Seahawks.....01/05/08   |
| <b>Most Points, Shutout Victory, Game</b> | 28.....at Giants.....12/19/43   |

|   |  |
|---|--|
| <b>Most Points Overcome to Win Game</b> | 14.....at Bears (trailed 14-0, won 21-17).....01/10/88 |
| <b>Most Points, One Half</b>            | 38.....vs. Rams (led 38-7 vs. halftime).....01/01/84   |
| <b>Most Points, One Quarter</b>         | 35.....vs. Broncos (second quarter).....01/31/88       |

### TOUCHDOWNS

|  |   |
|--|---|
| <b>Most Touchdowns, Game</b>               | 6.....vs. Broncos.....01/31/88<br>6.....vs. Rams.....01/01/84 |
| <b>Most Touchdowns, Both Teams, Game</b>   | 11.....Washington [0] vs. Bears [11].....12/08/40             |
| <b>Fewest Touchdowns, Both Teams, Game</b> | 1.....Washington [1] vs. Packers [0].....12/24/72             |

### POINTS AFTER TOUCHDOWNS

|  |  |
|--|--|
| <b>Most [One-Point] Points After Touchdown, Game</b>               | 6.....vs. Broncos.....01/31/88<br>6.....vs. Rams.....01/01/84  |
| <b>Most [One-Point] Points After Touchdown, Both Teams, Game</b>   | 7.....Washington [4] vs. Bills [3].....01/26/92<br>7.....Washington [6] vs. Broncos [1].....01/31/88<br>7.....Washington [6] vs. Rams [1].....01/01/84<br>7.....Washington [2] at Vikings [5].....12/18/76 |
| <b>Fewest [One-Point] Points After Touchdown, Both Teams, Game</b> | 2.....Washington [0] at Giants [2].....01/11/87<br>2.....Washington [1] at Rams [1].....12/22/74<br>2.....Washington [2] vs. Bears [0].....12/13/42  |
| <b>Most Two-Point Conversions, Game</b>                            | None.....  |

### FIELD GOALS

|   |   |
|---|---|
| <b>Most Field Goals, Game</b>             | 4.....vs. Rams.....12/28/86<br>4.....vs. Cowboys.....12/31/72 |
| <b>Most Field Goals, Both Teams, Game</b> | 5.....vs. Cowboys.....12/31/72                                |

### SAFETIES

|  |  |
|--|--|
| <b>Most Safeties, Game</b>             | 1*.....Two times.....[Last: vs. Packers, 01/10/16]             |
| <b>Most Safeties, Both Teams, Game</b> | 1*.....Two timesLast: Washington [1] vs. Packers [0], 01/10/16 |

### FIRST DOWNS

|                                 |  |
|---------------------------------|--|
| <b>Most First Downs, Game</b>   | 25.....at 49ers.....01/12/91<br>25.....vs. Broncos.....01/31/88  |
| <b>Fewest First Downs, Game</b> | 9.....at Buccaneers.....01/07/06<br>9.....vs. Bears.....12/13/42<br>10.....vs. Buccaneers.....01/15/00 |

# RECORD BOOK: POSTSEASON

## Most First Downs, Both Teams, Game

49.....Washington [24] vs. Bills [25] ..... 01/26/92

## Fewest First Downs, Both Teams, Game

19.....Washington [9] vs. Bears [10] .....12/13/42

## RUSHING FIRST DOWNS

### Most First Downs, Rushing, Game

14.....vs. Dolphins ..... 01/30/83

13.....vs. Broncos ..... 01/31/88

12.....at Vikings ..... 01/02/93

12.....vs. Vikings ..... 01/15/83

### Fewest First Downs, Rushing, Game

1.....vs. Buccaneers ..... 01/15/00

2.....vs. Giants .....01/11/87

3.....Four times.....[Last: at Seahawks, 01/14/06]

### Most First Downs, Rushing, Both Teams, Game

21.....Washington [14] vs. Dolphins [7] ..... 01/30/83

19.....Washington [13] vs. Broncos [6] ..... 01/31/88

18.....Washington [9] vs. Rams [9] .....12/28/86

### Fewest First Downs, Rushing, Both Teams, Game

4.....Washington [1] vs. Buccaneers [3] ... 01/15/00

6.....Washington [4] vs. Packers [2] .....12/13/36

7.....Three times .... [Last: vs. Seahawks, 01/05/08]

## PASSING FIRST DOWNS

### Most First Downs, Passing, Game

18.....vs. 49ers ..... 01/12/91

16.....vs. Seahawks ..... 01/05/08

15.....vs. 49ers ..... 01/09/93

15.....vs. Vikings .....12/18/76

### Fewest First Downs, Passing, Game

2.....vs. Bears .....12/13/42

3.....vs. Packers .....12/13/36

4.....Four times.....[Last: vs. Buccaneers, 01/07/06]

### Most First Downs, Passing, Both Teams, Game

34.....Washington [18] vs. 49ers [16] ..... 01/12/91

30.....Washington [12] vs. Bills [18] ..... 01/26/92

27.....Washington [16] vs. Seahawks [11] ... 01/05/08

27.....Washington [15] vs. 49ers [12] ..... 01/09/93

### Fewest First Downs, Passing, Both Teams, Game

7.....Washington [2] vs. Bears [5] .....12/13/42

7.....Washington [3] vs. Packers [4] .....12/13/36

8.....Washington [4] vs. Rams [4] .....12/16/45

## PENALTY FIRST DOWNS

### Most First Downs, Penalty, Game

3.....Seven times.....[Last: vs. Lions, 01/08/00]

### Most First Downs, Penalty, Both Teams, Game

5.....Washington [2] vs. Bills [3] .....01/26/32

4.....Four times.....[Last: vs. Lions, 01/08/00]

## NET YARDS GAINED RUSHING & PASSING

### Most Yards Gained, Game

602.....vs. Broncos ..... 01/31/88

445.....vs. Rams ..... 01/01/84

441.....vs. 49ers ..... 01/12/91

441.....vs. Bears .....12/12/37

### Fewest Yards Gained, Game

120.....vs. Buccaneers .....01/07/06

130.....vs. Packers .....12/13/36

166.....vs. Bears .....12/13/42

### Most Yards Gained, Both Teams, Game

942.....Washington [441] vs. Bears [501] .....12/12/37

870.....Washington [415] vs. Vikings [455]... 01/15/83

822.....Washington [602] vs. Broncos [220] 01/31/88

### Fewest Yards Gained, Both Teams, Game

358..... Washington [167] vs. Buccaneers [191] 01/15/00

362.....Washington [214] vs. Rams [148].....12/16/45

409.....Washington [166] vs. Bears [243].....12/13/42

## RUSHING - ATTEMPTS

### Most Attempts, Game

52.....vs. Dolphins ..... 01/30/83

47.....vs. Vikings ..... 01/02/93

46.....vs. Lions ..... 01/08/00

### Fewest Attempts, Game

14.....vs. Bears .....12/08/40

16.....vs. Giants .....01/11/87

18.....vs. Vikings .....12/18/76

18.....vs. Packers ..... 01/10/16

### Most Attempts, Both Teams, Game

81.....Washington [52] vs. Dolphins [29] ... 01/30/83

78.....Washington [39] vs. 49ers [39] .....12/26/71

78.....Washington [34] vs. Rams [44] .....12/16/45

### Fewest Attempts, Both Teams, Game

48.....Washington [24] vs. 49ers [24] ..... 01/12/91

50.....Washington [18] vs. Packers [32] ..... 01/10/16

50.....Washington [29] vs. Seahawks [21] ..... 01/05/08

50.....Washington [23] vs. Buccaneers [27]01/15/00

## RUSHING - YARDS GAINED

### Most Yards Gained, Game

280.....vs. Broncos ..... 01/31/88

276.....vs. Dolphins ..... 01/30/83

223.....vs. Lions ..... 01/08/00

### Fewest Yards Gained, Game

22.....vs. Bears .....12/08/40

35.....vs. Rams .....12/16/45

39.....vs. Packers .....12/13/36

### Most Yards Gained, Both Teams, Game

404.....Washington [22] vs. Bears [382] .....12/08/40

377.....Washington [280] vs. Broncos [97]... 01/31/88

372.....Washington [276] vs. Dolphins [96]. 01/30/83

### Fewest Yards Gained, Both Teams, Game

90.....Washington [46] vs. Buccaneers [44] 01/15/00

106.....Washington [39] vs. Packers [67] .....12/13/36

126.....Washington [80] vs. 49ers [46] ..... 01/12/91

## RUSHING - AVERAGE GAIN

### Highest Average Gain, Game

7.0.....vs. Broncos ..... 01/31/88

5.3.....vs. Dolphins ..... 01/30/83

4.9.....vs. Vikings ..... 01/15/83

### Lowest Average Gain, Game

1.0.....vs. Rams .....12/16/45

1.2.....vs. Packers .....12/13/36

# RECORD BOOK: POSTSEASON

## RUSHING - TOUCHDOWNS

### Most Touchdowns, Game

|                        |          |
|------------------------|----------|
| 3.....vs. Falcons..... | 01/04/92 |
| 3.....vs. Rams.....    | 01/01/84 |
| 3.....vs. Giants.....  | 12/19/43 |

### Most Touchdowns, Both Teams, Game

|   |          |
|---|----------|
| 7.....Washington [0] vs. Bears [7].....           | 12/08/40 |
| 4.....Washington [3] vs. Falcons [1].....         | 01/04/92 |
| 3.....Six times.....[Last: vs. Packers, 01/10/16] |          |

## PASSING - ATTEMPTS

### Most Attempts, Game

|                          |          |
|--------------------------|----------|
| 51.....vs. Bears.....    | 12/08/40 |
| 50.....vs. Seahawks..... | 01/05/08 |
| 50.....vs. Giants.....   | 01/11/87 |

### Fewest Attempts, Game

|                            |          |
|----------------------------|----------|
| 13.....vs. Bears.....      | 12/13/42 |
| 14.....vs. Packers.....    | 12/24/72 |
| 16.....vs. Buccaneers..... | 01/07/06 |

### Most Attempts, Both Teams, Game

|   |          |
|---|----------|
| 90.....Washington [33] vs. Bills [59].....    | 01/26/92 |
| 82.....Washington [46] vs. Packers [36].....  | 01/10/16 |
| 82.....Washington [50] vs. Seahawks [32]..... | 01/05/08 |

### Fewest Attempts, Both Teams, Game

|   |          |
|---|----------|
| 33.....Washington [13] vs. Bears [20].....    | 12/13/42 |
| 38.....Washington [14] vs. Packers [24].....  | 12/24/72 |
| 39.....Washington [28] vs. Dolphins [11]..... | 01/14/73 |
| 39.....Washington [18] vs. Cowboys [21].....  | 12/31/72 |

## PASSING - COMPLETIONS

### Most Completions, Game

|                          |          |
|--------------------------|----------|
| 29.....vs. Packers.....  | 01/10/16 |
| 29.....vs. Seahawks..... | 01/05/08 |
| 27.....vs. 49ers.....    | 01/12/91 |

### Fewest Completions, Game

|                           |          |
|---------------------------|----------|
| 5.....vs. Bears.....      | 12/13/42 |
| 7.....vs. Buccaneers..... | 01/07/06 |
| 7.....vs. Packers.....    | 12/24/72 |
| 7.....vs. Packers.....    | 12/13/36 |

### Most Completions, Both Teams, Game

|   |          |
|---|----------|
| 50.....Washington [29] vs. Packers [21].....  | 01/10/16 |
| 50.....Washington [27] vs. 49ers [23].....    | 01/12/91 |
| 49.....Washington [29] vs. Seahawks [20]..... | 01/05/08 |

### Fewest Completions, Both Teams, Game

|  |          |
|--|----------|
| 15.....Washington [5] vs. Bears [10].....    | 12/13/42 |
| 16.....Washington [7] vs. Dolphins [9].....  | 12/13/36 |
| 19.....Washington [15] vs. Packers [4].....  | 01/30/83 |
| 19.....Washington [7] vs. Dolphins [12]..... | 12/24/72 |

## PASSING - COMPLETION PCT.

### Highest Completion Percentage, Game [min. 20 att.]

|                                   |          |
|-----------------------------------|----------|
| 80.0.....vs. Rams [25-20].....    | 01/01/84 |
| 77.3.....vs. Giants [22-17].....  | 12/19/43 |
| 73.9.....vs. Vikings [23-17]..... | 01/15/83 |

### Lowest Completion Percentage, Game [min. 20 att.]

|                                  |          |
|----------------------------------|----------|
| 26.9.....vs. Packers [26-7]..... | 12/13/36 |
| 34.6.....vs. Vikings [26-9]..... | 01/17/88 |
| 39.2.....vs. Bears [51-20].....  | 12/08/40 |

## PASSING - YARDS GAINED

### Most Yards Gained, Game

|                          |          |
|--------------------------|----------|
| 371.....vs. Bears.....   | 12/12/37 |
| 361.....vs. 49ers.....   | 01/12/91 |
| 340.....vs. Broncos..... | 01/31/88 |

### Fewest Yards Gained, Game

|                            |          |
|----------------------------|----------|
| 41.....vs. Buccaneers..... | 01/07/06 |
| 65.....vs. Bears.....      | 12/13/42 |
| 90.....vs. Rams.....       | 12/28/86 |

### Most Yards Gained, Both Teams, Game

|   |          |
|---|----------|
| 663.....Washington [361] vs. 49ers [302].....   | 01/12/91 |
| 620.....Washington [340] vs. Broncos [280]..... | 01/31/88 |
| 612.....Washington [265] vs. 49ers [347].....   | 01/08/84 |

### Fewest Yards Gained, Both Teams, Game

|   |          |
|---|----------|
| 192.....Washington [104] vs. Dolphins [88]..... | 01/14/73 |
| 195.....Washington [65] vs. Bears [130].....    | 12/13/42 |
| 226.....Washington [90] vs. Rams [136].....     | 12/28/86 |

## PASSING - TIMES SACKED

### Most Times Sacked, Game

|                        |          |
|------------------------|----------|
| 7.....vs. Bears.....   | 12/30/84 |
| 6.....vs. Packers..... | 01/10/16 |
| 6.....vs. Raiders..... | 01/22/84 |

### Most Times Sacked, Both Teams, Game

|   |          |
|---|----------|
| 12.....Washington [7] vs. Bears [5].....  | 12/30/84 |
| 8.....Washington [0] vs. Vikings [8]..... | 01/17/88 |
| 8.....Washington [6] vs. Raiders [2]..... | 01/22/84 |

## PASSING - TOUCHDOWNS

### Most Touchdowns, Game

|                        |          |
|------------------------|----------|
| 4.....vs. Broncos..... | 01/31/88 |
| 3.....vs. Lions.....   | 01/08/83 |
| 3.....vs. Bears.....   | 12/12/37 |

### Most Touchdowns, Both Teams, Game

|   |          |
|---|----------|
| 7.....Washington [2] vs. Bears [5].....   | 12/26/43 |
| 5.....Washington [4] vs. Broncos [1]..... | 01/31/88 |
| 5.....Washington [2] vs. Vikings [3]..... | 12/18/76 |
| 5.....Washington [3] vs. Bears [2].....   | 12/12/37 |

## PASSING - HAD INTERCEPTED

### Most Passes Had Intercepted, Game

|  |          |
|--|----------|
| 8.....vs. Bears.....                             | 12/08/40 |
| 4.....vs. Bears.....                             | 12/26/43 |
| 3.....Four times.....[Last: vs. 49ers, 01/12/91] |          |

## PENALTIES

### Most Penalties, Game

|                       |          |
|-----------------------|----------|
| 9.....vs. Giants..... | 12/19/43 |
| 8.....vs. Bears.....  | 01/03/87 |
| 8.....vs. Bears.....  | 12/08/40 |

### Most Yards Penalized, Game

|                        |          |
|------------------------|----------|
| 83.....vs. Giants..... | 12/19/43 |
| 82.....vs. Bills.....  | 01/26/92 |
| 75.....vs. Lions.....  | 01/08/00 |

# RECORD BOOK: POSTSEASON

## DEFENSIVE POSTSEASON RECORDS

### TOTAL NET YARDS

#### Most Net Yards Allowed, Game

|     |                  |          |
|-----|------------------|----------|
| 425 | .....vs. Vikings | 01/08/84 |
| 401 | .....vs. 49ers   | 01/09/93 |
| 385 | .....vs. Raiders | 01/22/84 |

#### Fewest Net Yards Allowed

|     |                   |          |
|-----|-------------------|----------|
| 148 | .....vs. Vikings  | 01/02/93 |
| 169 | .....vs. Cowboys  | 12/31/72 |
| 176 | .....vs. Dolphins | 01/30/83 |

### FIRST DOWNS

#### Most First Downs Allowed

|    |                   |          |
|----|-------------------|----------|
| 25 | .....vs. Bills    | 01/26/92 |
| 24 | .....vs. Packers  | 01/10/16 |
| 22 | .....vs. Seahawks | 01/06/13 |
| 22 | .....vs. 49ers    | 01/09/93 |

#### Fewest First Downs Allowed

|   |                  |          |
|---|------------------|----------|
| 7 | .....vs. Packers | 12/13/36 |
| 8 | .....vs. Cowboys | 12/31/72 |
| 8 | .....vs. Giants  | 12/19/43 |

### RUSHING

#### Most Yards Allowed Rushing

|     |                   |          |
|-----|-------------------|----------|
| 382 | .....vs. Bears    | 12/08/40 |
| 231 | .....vs. Raiders  | 01/22/84 |
| 224 | .....vs. Seahawks | 01/06/13 |

#### Fewest Yards Allowed Rushing

|    |                     |          |
|----|---------------------|----------|
| 43 | .....vs. Bills      | 01/26/92 |
| 43 | .....vs. Falcons    | 01/04/92 |
| 44 | .....vs. Buccaneers | 01/15/00 |

### PASSING

#### Most Opponent Passes Attempted

|    |                |          |
|----|----------------|----------|
| 59 | .....vs. Bills | 01/26/92 |
| 48 | .....vs. 49ers | 01/08/84 |
| 46 | .....vs. Lions | 01/08/00 |

#### Fewest Opponent Passes Attempted

|    |                   |          |
|----|-------------------|----------|
| 10 | .....vs. Bears    | 12/08/40 |
| 11 | .....vs. Dolphins | 01/14/73 |
| 14 | .....vs. Giants   | 01/11/87 |

#### Most Opponent Passes Completed

|    |                     |          |
|----|---------------------|----------|
| 29 | .....vs. Bills      | 01/26/92 |
| 27 | .....vs. 49ers      | 01/08/84 |
| 25 | .....vs. Buccaneers | 01/07/06 |
| 25 | .....vs. Lions      | 01/12/92 |

#### Fewest Opponent Passes Completed

|   |                   |          |
|---|-------------------|----------|
| 4 | .....vs. Dolphins | 01/30/83 |
| 4 | .....vs. Giants   | 12/19/43 |
| 6 | .....vs. Vikings  | 01/02/93 |

#### Most Opponent Net Yards Passing

|     |                |          |
|-----|----------------|----------|
| 347 | .....vs. 49ers | 01/08/84 |
| 292 | .....vs. 49ers | 01/12/91 |
| 286 | .....vs. Bears | 12/26/43 |

#### Fewest Opponent Net Passing Yards

|    |                   |          |
|----|-------------------|----------|
| 57 | .....vs. Giants   | 12/19/43 |
| 69 | .....vs. Dolphins | 01/14/73 |
| 73 | .....vs. Cowboys  | 12/31/72 |

### SCORING

#### Most Opponent Points Scored

|    |                  |          |
|----|------------------|----------|
| 73 | .....vs. Bears   | 12/08/40 |
| 41 | .....vs. Bears   | 12/26/43 |
| 38 | .....vs. Raiders | 01/22/84 |

#### Fewest Opponent Points Scored

|   |                  |          |
|---|------------------|----------|
| 0 | .....vs. Giants  | 12/19/43 |
| 3 | .....vs. Cowboys | 12/31/72 |
| 3 | .....vs. Packers | 12/24/72 |

#### Most Opponent Touchdowns Scored

|     |                  |          |
|-----|------------------|----------|
| 11* | .....vs. Bears   | 12/08/40 |
| 6   | .....vs. Bears   | 12/26/43 |
| 5   | .....vs. Vikings | 12/18/76 |
| 5   | .....vs. Raiders | 01/22/84 |

#### Most Opponent Field Goals Scored

|   |                 |                             |
|---|-----------------|-----------------------------|
| 2 | .....Five times | (Last: vs. 49ers, 01/09/93) |
|---|-----------------|-----------------------------|

### SACKS

#### Most Sacks by Redskins, Game

|   |                  |          |
|---|------------------|----------|
| 7 | .....vs. Bears   | 12/30/84 |
| 6 | .....vs. Raiders | 01/22/84 |
| 5 | .....vs. 49ers   | 01/09/93 |

### INTERCEPTIONS

#### Most Passes Intercepted by Redskins, Game

|   |                  |          |
|---|------------------|----------|
| 4 | .....vs. Bills   | 01/26/92 |
| 4 | .....vs. Falcons | 01/04/92 |
| 3 | .....vs. Bears   | 12/12/37 |

### PENALTIES

#### Most Opponent Penalties

|    |                 |                               |
|----|-----------------|-------------------------------|
| 12 | .....vs. Lions  | 01/08/00                      |
| 8  | .....vs. Rams   | 12/28/86                      |
| 8  | .....at Bears   | 12/26/43                      |
| 7  | .....Five times | (Last: vs. Vikings, 01/02/93) |

#### Fewest Opponent Penalties

|   |                     |          |
|---|---------------------|----------|
| 1 | .....at Bears       | 12/12/37 |
| 2 | .....vs. Seahawks   | 01/14/06 |
| 2 | .....vs. Buccaneers | 01/15/00 |
| 2 | .....vs. Vikings    | 01/17/88 |
| 2 | .....vs. Vikings    | 12/22/73 |

# RECORD BOOK: POSTSEASON

## INDIVIDUAL POSTSEASON RECORDS

### SERVICE

**Most Games, Career**

|    |                    |              |
|----|--------------------|--------------|
| 21 | .....Joe Jacoby    | .....1982-89 |
| 19 | .....Don Warren    | .....1982-91 |
| 18 | .....Darrell Green | .....1983-99 |
| 18 | .....Jeff Bostic   | .....1982-91 |

**Most Games, Head Coach**

|    |                |                       |
|----|----------------|-----------------------|
| 24 | .....Joe Gibbs | .....1981-92, 2004-07 |
|----|----------------|-----------------------|

**Most Championships Won, Head Coach**

|   |                |                       |
|---|----------------|-----------------------|
| 3 | .....Joe Gibbs | .....1981-92, 2004-07 |
|---|----------------|-----------------------|

**Most Games Won, Head Coach**

|    |                |                       |
|----|----------------|-----------------------|
| 17 | .....Joe Gibbs | .....1981-92, 2004-07 |
|----|----------------|-----------------------|

**Most Games Lost, Head Coach**

|   |                |                       |
|---|----------------|-----------------------|
| 7 | .....Joe Gibbs | .....1981-92, 2004-07 |
|---|----------------|-----------------------|

### POINTS

**Most Points, Career**

|    |                     |              |
|----|---------------------|--------------|
| 72 | .....John Riggins   | .....1976-84 |
| 63 | .....Mark Moseley   | .....1976-84 |
| 55 | .....Chip Lohmiller | .....1990-92 |

**Most Points, Game**

|    |                              |               |
|----|------------------------------|---------------|
| 18 | .....John Riggins vs. Rams   | .....01/01/84 |
| 18 | .....Alvin Garrett vs. Lions | .....01/08/83 |
| 18 | .....Andy Farkas vs. Giants  | .....12/19/43 |

**Most Points, Single Postseason**

|    |                   |           |
|----|-------------------|-----------|
| 36 | .....Gerald Riggs | .....1991 |
| 36 | .....John Riggins | .....1983 |

**Most Points, No Touchdowns, Single Postseason**

|    |                     |           |
|----|---------------------|-----------|
| 30 | .....Chip Lohmiller | .....1991 |
|----|---------------------|-----------|

### TOUCHDOWNS

**Most Touchdowns, Career**

|    |                   |              |
|----|-------------------|--------------|
| 12 | .....John Riggins | .....1976-84 |
| 8  | .....Art Monk     | .....1983-92 |
| 7  | .....Gary Clark   | .....1986-92 |
| 7  | .....Gerald Riggs | .....1990-91 |
| 7  | .....Andy Farkas  | .....1940-43 |

**Most Touchdowns, Game**

|   |                              |               |
|---|------------------------------|---------------|
| 3 | .....John Riggins vs. Rams   | .....01/01/84 |
| 3 | .....Alvin Garrett vs. Lions | .....01/08/83 |
| 3 | .....Andy Farkas vs. Giants  | .....12/19/43 |

**Consecutive Games Scoring Touchdowns**

|   |                   |              |
|---|-------------------|--------------|
| 7 | .....John Riggins | .....1982-84 |
|---|-------------------|--------------|

### POINTS AFTER TOUCHDOWNS

**Most [Kicking] PATs, Career**

|    |                      |              |
|----|----------------------|--------------|
| 27 | .....Mark Moseley    | .....1976-84 |
| 19 | .....Chip Lohmiller  | .....1990-92 |
| 11 | .....Ali Haji-Sheikh | .....1987    |

**Most [Kicking] PATs, Game**

|   |                                  |               |
|---|----------------------------------|---------------|
| 6 | .....Ali Haji-Sheikh vs. Broncos | .....01/31/88 |
| 6 | .....Mark Moseley vs. Rams       | .....01/01/84 |
| 5 | .....Chip Lohmiller vs. Lions    | .....01/12/92 |

**Most [Kicking] PATs, No Misses, Career**

|    |                     |              |
|----|---------------------|--------------|
| 19 | .....Chip Lohmiller | .....1990-92 |
|----|---------------------|--------------|

**Most Two-Point Conversions, Career**

|      |       |       |
|------|-------|-------|
| None | ..... | ..... |
|------|-------|-------|

### FIELD GOALS

**Most Field Goals Attempted, Career**

|    |                     |              |
|----|---------------------|--------------|
| 18 | .....Chip Lohmiller | .....1990-92 |
|----|---------------------|--------------|

**Most Field Goals Attempted, Game**

|   |                             |               |
|---|-----------------------------|---------------|
| 5 | .....Mark Moseley vs. 49ers | .....01/08/84 |
|---|-----------------------------|---------------|

**Most Field Goals, Career**

|    |                     |              |
|----|---------------------|--------------|
| 12 | .....Chip Lohmiller | .....1990-92 |
| 12 | .....Mark Moseley   | .....1976-84 |

**Most Field Goals, Game**

|   |                              |               |
|---|------------------------------|---------------|
| 4 | .....Jess Atkinson vs. Rams  | .....12/28/86 |
| 4 | .....Curt Knight vs. Cowboys | .....12/31/72 |

**Longest Field Goal**

|    |                                  |               |
|----|----------------------------------|---------------|
| 52 | .....Curt Knight vs. Vikings     | .....12/22/73 |
| 48 | .....Brett Conway vs. Buccaneers | .....01/15/00 |
| 47 | .....John Hall vs. Buccaneers    | .....01/07/06 |
| 47 | .....Mark Moseley vs. Vikings    | .....12/18/76 |

**Highest Field Goal Percentage, Career (min. 10 FG)**

|      |                          |              |
|------|--------------------------|--------------|
| 73.3 | .....Curt Knight (11-15) | .....1971-73 |
|------|--------------------------|--------------|

### SAFETIES

**Most Safeties, Game**

|   |                                |           |
|---|--------------------------------|-----------|
| 1 | .....Preston Smith vs. Packers | .....2016 |
|---|--------------------------------|-----------|

### RUSHING - ATTEMPTS

**Most Attempts, Career**

|     |                    |              |
|-----|--------------------|--------------|
| 251 | .....John Riggins  | .....1976-84 |
| 151 | .....Larry Brown   | .....1971-76 |
| 104 | .....Earnest Byner | .....1990-92 |

**Most Attempts, Game**

|    |                                |               |
|----|--------------------------------|---------------|
| 38 | .....John Riggins vs. Dolphins | .....01/30/83 |
| 37 | .....John Riggins vs. Vikings  | .....01/15/83 |
| 36 | .....John Riggins vs. 49ers    | .....01/08/84 |
| 36 | .....John Riggins vs. Cowboys  | .....01/22/83 |

### RUSHING - YARDS GAINED

**Most Yards Gained, Career**

|     |                    |              |
|-----|--------------------|--------------|
| 996 | .....John Riggins  | .....1976-84 |
| 499 | .....Larry Brown   | .....1971-76 |
| 359 | .....Earnest Byner | .....1990-92 |

**Most Yards Gained, Game**

|     |                                |               |
|-----|--------------------------------|---------------|
| 204 | .....Timmy Smith vs. Broncos   | .....01/31/88 |
| 185 | .....John Riggins vs. Vikings  | .....01/15/83 |
| 166 | .....John Riggins vs. Dolphins | .....01/30/83 |

**Most Games, 100 or More Yards Rushing, Career**

|   |                   |              |
|---|-------------------|--------------|
| 6 | .....John Riggins | .....1976-84 |
|---|-------------------|--------------|

**Most Consecutive Games, 100 or More Yards Rushing**

|   |                   |              |
|---|-------------------|--------------|
| 6 | .....John Riggins | .....1982-83 |
|---|-------------------|--------------|

**Longest Run From Scrimmage**

|     |                                 |               |
|-----|---------------------------------|---------------|
| 58  | .....Stephen Davis vs. Lions    | .....01/08/00 |
| 58t | .....Timmy Smith vs. Broncos    | .....01/31/88 |
| 44  | .....Alvin Garrett vs. Dolphins | .....01/30/83 |

# RECORD BOOK: POSTSEASON

## RUSHING - AVERAGE GAIN

### Highest Average Gain, Career (min. 100 att.)

|          |                    |         |
|----------|--------------------|---------|
| 4.0..... | John Riggins.....  | 1976-84 |
| 3.5..... | Earnest Byner..... | 1990-92 |
| 3.3..... | Larry Brown.....   | 1971-76 |

### Highest Average Gain, Game (min. 10 att.)

|          |                                 |          |
|----------|---------------------------------|----------|
| 9.3..... | Timmy Smith vs. Broncos.....    | 01/31/88 |
| 7.9..... | Stephen Davis vs. Lions.....    | 01/08/00 |
| 6.8..... | Brian Mitchell vs. Vikings..... | 01/02/93 |

## RUSHING - TOUCHDOWNS

### Most Touchdowns, Career

|         |                   |         |
|---------|-------------------|---------|
| 12..... | John Riggins..... | 1976-84 |
| 6.....  | Gerald Riggs..... | 1990-91 |
| 5.....  | Andy Farkas.....  | 1940-43 |

### Most Touchdowns, Game

|        |                             |          |
|--------|-----------------------------|----------|
| 3..... | John Riggins vs. Rams.....  | 01/01/84 |
| 3..... | Andy Farkas vs. Giants..... | 12/19/43 |

### Most Consecutive Games Rushing for Touchdowns

|        |                   |         |
|--------|-------------------|---------|
| 7..... | John Riggins..... | 1982-83 |
|--------|-------------------|---------|

## PASSING - PASSER RATING

### Highest Passer Rating, Career (min. 150 att.)

|           |                    |         |
|-----------|--------------------|---------|
| 91.4..... | Joe Theismann..... | 1974-85 |
| 74.5..... | Mark Rypien.....   | 1990-92 |
| 68.6..... | Billy Kilmer.....  | 1971-76 |

## PASSING - ATTEMPTS

### Most Passes Attempted, Career

|          |                    |         |
|----------|--------------------|---------|
| 222..... | Mark Rypien.....   | 1990-92 |
| 211..... | Joe Theismann..... | 1974-84 |
| 178..... | Billy Kilmer.....  | 1971-76 |

### Most Passes Attempted, Game

|         |                                 |          |
|---------|---------------------------------|----------|
| 50..... | Todd Collins vs. Seahawks.....  | 01/05/08 |
| 50..... | Jay Schroeder vs. Seahawks..... | 01/11/87 |
| 49..... | Billy Kilmer vs. Vikings.....   | 12/18/76 |

## PASSING - COMPLETIONS

### Most Passes Completed, Career

|          |                    |         |
|----------|--------------------|---------|
| 128..... | Joe Theismann..... | 1974-84 |
| 121..... | Mark Rypien.....   | 1990-92 |
| 92.....  | Billy Kilmer.....  | 1971-76 |

### Most Passes Completed, Game

|         |                                |          |
|---------|--------------------------------|----------|
| 29..... | Kirk Cousins vs. Packers.....  | 01/10/16 |
| 29..... | Todd Collins vs. Seahawks..... | 01/05/08 |
| 27..... | Mark Rypien vs. 49ers.....     | 01/12/91 |

## PASSING - COMPLETION PCT.

### Highest Completion Percentage, Career (min. 150 att.)

|           |                    |         |
|-----------|--------------------|---------|
| 60.7..... | Joe Theismann..... | 1974-84 |
| 54.5..... | Mark Rypien.....   | 1990-92 |
| 51.7..... | Billy Kilmer.....  | 1971-76 |

### Highest Completion Percentage, Game (min. 15 comp.)

|           |                                |          |
|-----------|--------------------------------|----------|
| 78.3..... | Joe Theismann vs. Rams.....    | 01/01/84 |
| 76.2..... | Sammy Baugh vs. Giants.....    | 12/19/43 |
| 73.9..... | Joe Theismann vs. Vikings..... | 01/15/83 |

## PASSING - YARDS GAINED

### Most Yards Gained, Career

|            |                    |         |
|------------|--------------------|---------|
| 1,782..... | Joe Theismann..... | 1974-84 |
| 1,699..... | Mark Rypien.....   | 1990-92 |
| 1,060..... | Billy Kilmer.....  | 1971-76 |

### Most Yards Gained, Game

|          |                                |          |
|----------|--------------------------------|----------|
| 361..... | Mark Rypien vs. 49ers.....     | 01/12/91 |
| 340..... | Doug Williams vs. Broncos..... | 01/31/88 |
| 335..... | Sammy Baugh vs. Bears.....     | 12/12/37 |

### Most Games, 300 or More Yards Passing, Career

|        |                    |         |
|--------|--------------------|---------|
| 1..... | Kirk Cousins.....  | 2016    |
| 1..... | Mark Rypien.....   | 1990-92 |
| 1..... | Doug Williams..... | 1987    |
| 1..... | Joe Theismann..... | 1974-84 |
| 1..... | Sammy Baugh.....   | 1937-45 |

### Longest Pass Completion

|          |                                |          |
|----------|--------------------------------|----------|
| 80t..... | Doug Williams vs. Broncos..... | 01/31/88 |
| 60.....  | Joe Theismann vs. Raiders..... | 01/22/84 |
| 52.....  | Mark Brunell vs. Seahawks..... | 01/14/06 |

## PASSING - AVERAGE GAIN

### Highest Average Gain, Career (150 att.)

|           |                    |         |
|-----------|--------------------|---------|
| 8.45..... | Joe Theismann..... | 1974-84 |
| 7.65..... | Mark Rypien.....   | 1990-92 |
| 5.96..... | Billy Kilmer.....  | 1971-76 |

### Highest Average Gain, Game (20 att.)

|            |                                |          |
|------------|--------------------------------|----------|
| 13.13..... | Joe Theismann vs. Rams.....    | 01/01/84 |
| 11.72..... | Doug Williams vs. Broncos..... | 01/31/88 |
| 10.15..... | Sammy Baugh vs. Bears.....     | 12/12/37 |

## PASSING - TOUCHDOWNS

### Most Touchdown Passes, Career

|         |                    |         |
|---------|--------------------|---------|
| 11..... | Joe Theismann..... | 1974-84 |
| 8.....  | Mark Rypien.....   | 1990-92 |
| 8.....  | Billy Kilmer.....  | 1971-76 |

### Most Touchdown Passes, Game

|        |                                |          |
|--------|--------------------------------|----------|
| 4..... | Doug Williams vs. Broncos..... | 01/31/88 |
| 3..... | Joe Theismann vs. Lions.....   | 01/08/83 |
| 3..... | Sammy Baugh vs. Bears.....     | 12/12/37 |

## PASSING - HAD INTERCEPTED

### Lowest Percentage, Passes Had Intercepted, Career (min. 150 att.)

|          |                    |         |
|----------|--------------------|---------|
| 3.3..... | Joe Theismann..... | 1974-84 |
| 3.9..... | Billy Kilmer.....  | 1971-76 |
| 4.1..... | Mark Rypien.....   | 1990-92 |

### Most Attempts Without Interception, Game

|         |                                |          |
|---------|--------------------------------|----------|
| 46..... | Kirk Cousins vs. Packers.....  | 01/10/16 |
| 37..... | Mark Brunell vs. Seahawks..... | 01/14/06 |
| 26..... | Doug Williams vs. Vikings..... | 01/07/88 |

### Most Passes Had Intercepted, Career

|        |                  |         |
|--------|------------------|---------|
| 9..... | Mark Rypien..... | 1990-92 |
|--------|------------------|---------|

### Most Passes Had Intercepted, Game

|        |                                 |          |
|--------|---------------------------------|----------|
| 5..... | Frankie Filchock vs. Bears..... | 12/08/40 |
|--------|---------------------------------|----------|

# RECORD BOOK: POSTSEASON

## RECEPTIONS

### Most Pass Receptions, Career

|    |                         |         |
|----|-------------------------|---------|
| 69 | .....Art Monk.....      | 1983-92 |
| 56 | .....Gary Clark.....    | 1986-92 |
| 31 | .....Ricky Sanders..... | 1986-92 |
| 31 | .....Charlie Brown..... | 1982-83 |

### Most Pass Receptions, Game

|    |  |          |
|----|--|----------|
| 10 | .....Antwaan Randle El vs. Seahawks..... | 01/05/08 |
| 10 | .....Art Monk vs. 49ers.....             | 01/12/91 |
| 10 | .....Art Monk vs. Bears.....             | 12/30/84 |

## RECEIVING - YARDS GAINED

### Most Yards Gained, Career

|       |                         |         |
|-------|-------------------------|---------|
| 1,062 | .....Art Monk.....      | 1983-92 |
| 785   | .....Gary Clark.....    | 1986-92 |
| 643   | .....Charlie Brown..... | 1982-93 |

### Most Yards Gained, Game

|     |                                     |          |
|-----|-------------------------------------|----------|
| 193 | .....Ricky Sanders vs. Broncos..... | 01/31/88 |
| 171 | .....Charlie Brown vs. Rams.....    | 01/01/84 |
| 163 | .....Art Monk vs. 49ers.....        | 01/12/91 |

### Most Games, 100 or More Yards Pass Receiving, Career

|   |                         |         |
|---|-------------------------|---------|
| 4 | .....Art Monk.....      | 1983-92 |
| 2 | .....Gary Clark.....    | 1986-92 |
| 2 | .....Charlie Brown..... | 1982-83 |

### Longest Pass Reception

|     |                                     |          |
|-----|-------------------------------------|----------|
| 80t | .....Ricky Sanders vs. Broncos..... | 01/31/88 |
| 60  | .....Charlie Brown vs. Rams.....    | 01/22/84 |
| 52  | .....Chris Cooley vs. Seahawks..... | 01/14/06 |

## RECEIVING - AVERAGE GAIN

### Highest Average Gain, Career (min. 20 rec.)

|      |                         |         |
|------|-------------------------|---------|
| 20.7 | .....Charlie Brown..... | 1982-83 |
| 16.7 | .....Ricky Sanders..... | 1986-92 |
| 15.4 | .....Art Monk.....      | 1983-92 |

### Highest Average Gain, Game (min. 3 rec.)

|      |                                     |          |
|------|-------------------------------------|----------|
| 31.7 | .....Steve Bagarus vs. Rams.....    | 12/16/45 |
| 31.0 | .....Charlie Brown vs. Raiders..... | 01/22/84 |
| 28.5 | .....Charlie Brown vs. Rams.....    | 01/01/84 |

## RECEIVING - TOUCHDOWNS

### Most Touchdowns, Career

|   |                         |         |
|---|-------------------------|---------|
| 7 | .....Art Monk.....      | 1983-92 |
| 6 | .....Gary Clark.....    | 1986-92 |
| 5 | .....Alvin Garrett..... | 1982-83 |

### Most Touchdowns, Game

|    |                                   |          |
|----|-----------------------------------|----------|
| 3* | .....Alvin Garrett vs. Lions..... | 01/08/83 |
|----|-----------------------------------|----------|

## INTERCEPTIONS BY

### Most Interceptions By, Career

|   |                         |         |
|---|-------------------------|---------|
| 6 | .....Darrell Green..... | 1983-99 |
| 4 | .....Barry Wilburn..... | 1986-87 |

### Most Interceptions By, Game

|   |                       |  |
|---|-----------------------|--|
| 2 | .....Six players..... | Last LaRon Landry vs. Seahawks, 01/05/08 |
|---|-----------------------|--|

## INTERCEPTIONS - YARDS GAINED

### Most Yards Gained, Career

|     |                         |         |
|-----|-------------------------|---------|
| 133 | .....Darrell Green..... | 1983-99 |
| 77  | .....Jeris White.....   | 1982    |
| 67  | .....Kurt Gouveia.....  | 1987-99 |

### Most Yards Gained, Game

|    |                                  |          |
|----|----------------------------------|----------|
| 77 | .....Jeris White vs. Lions.....  | 01/08/83 |
| 72 | .....Darrell Green vs. Rams..... | 01/01/84 |
| 56 | .....Brad Edwards vs. Bills..... | 01/26/92 |

## INTERCEPTIONS - TOUCHDOWNS

### Most Touchdowns, Career

|   |                         |         |
|---|-------------------------|---------|
| 2 | .....Darrell Green..... | 1983-99 |
| 1 | .....Darryl Grant.....  | 1982-90 |
| 1 | .....Jeris White.....   | 1982    |

### Most Touchdowns, Game

|   |  |  |
|---|--|--|
| 1 | .....Four times... (Last: Darrell Green vs. Lions, 01/12/92) |  |
|---|--|--|

## PUNTING

### Most Punts, Career

|    |                      |         |
|----|----------------------|---------|
| 37 | .....Steve Cox.....  | 1986-87 |
| 35 | .....Jeff Hayes..... | 1982-84 |
| 35 | .....Mike Bragg..... | 1971-76 |

### Most Punts, Game

|    |                                     |          |
|----|-------------------------------------|----------|
| 10 | .....Riley Smith vs. Packers.....   | 12/13/36 |
| 9  | .....Kelly Goodburn vs. Eagles..... | 01/05/91 |
| 9  | .....Steve Cox vs. Giants.....      | 01/11/87 |

### Longest Punt

|    |                                   |          |
|----|-----------------------------------|----------|
| 66 | .....Mike Bragg vs. 49ers.....    | 12/26/71 |
| 61 | .....Roy Zimmerman vs. Bears..... | 12/08/40 |
| 60 | .....Tress Way vs. Packers.....   | 01/10/16 |

## PUNTING - AVERAGE YARDAGE

### Highest Average, Punting, Career (min. 25 punts)

|      |                          |         |
|------|--------------------------|---------|
| 39.5 | .....Mike Bragg.....     | 1971-76 |
| 38.9 | .....Steve Cox.....      | 1986-87 |
| 36.9 | .....Kelly Goodburn..... | 1990-92 |

### Highest Average, Punting, Game (min. 4 punts)

|      |                                  |          |
|------|----------------------------------|----------|
| 52.5 | .....Sammy Baugh vs. Bears.....  | 12/13/42 |
| 50.6 | .....Tress Way vs. Packers.....  | 01/10/16 |
| 48.3 | .....Sav Rocca vs. Seahawks..... | 01/06/13 |
| 46.5 | .....Mike Bragg vs. Packers..... | 12/24/72 |

## PUNT RETURNS

### Most Punt Returns, Career

|    |                          |         |
|----|--------------------------|---------|
| 18 | .....Brian Mitchell..... | 1990-99 |
| 15 | .....Mike Nelms.....     | 1982-84 |
| 11 | .....Eric Yarber.....    | 1986-87 |

### Most Punt Returns, Game

|   |   |          |
|---|---|----------|
| 6 | .....Mike Nelms vs. Dolphins.....       | 01/30/83 |
| 6 | .....Eddie Brown vs. Vikings.....       | 12/18/76 |
| 5 | .....Brian Mitchell vs. Buccaneers..... | 01/15/00 |

## PUNT RETURNS, YARDS GAINED

### Most Yards Gained, Career

|     |                          |         |
|-----|--------------------------|---------|
| 204 | .....Brian Mitchell..... | 1990-99 |
| 164 | .....Mike Nelms.....     | 1982-84 |
| 102 | .....Darrell Green.....  | 1983-99 |

# RECORD BOOK: POSTSEASON

## Most Yards Gained, Game

|    |       |                            |       |          |
|----|-------|----------------------------|-------|----------|
| 70 | ..... | Brian Mitchell vs. Vikings | ..... | 01/02/93 |
| 60 | ..... | Mike Nelms vs. Lions       | ..... | 01/08/83 |
| 56 | ..... | Nick Giaquinto vs. Rams    | ..... | 01/01/84 |

## Longest Punt Return

|     |       |                            |       |          |
|-----|-------|----------------------------|-------|----------|
| 54  | ..... | Brian Mitchell vs. Vikings | ..... | 01/02/93 |
| 52t | ..... | Darrell Green vs. Bears    | ..... | 01/10/88 |
| 48  | ..... | Nick Giaquinto vs. Rams    | ..... | 01/01/84 |

## PUNT RETURNS - AVERAGE YARDAGE

### Highest Average, Career [min. 10 returns]

|      |       |                |       |         |
|------|-------|----------------|-------|---------|
| 11.3 | ..... | Brian Mitchell | ..... | 1990-99 |
| 10.3 | ..... | Mike Nelms     | ..... | 1982-84 |

### Highest Average, Game

|      |       |                            |       |          |
|------|-------|----------------------------|-------|----------|
| 23.3 | ..... | Brian Mitchell vs. Vikings | ..... | 01/02/93 |
| 20.0 | ..... | Mike Nelms vs. Lions       | ..... | 01/08/83 |
| 18.7 | ..... | Nick Giaquinto vs. Rams    | ..... | 01/01/84 |

## PUNT RETURNS - TOUCHDOWNS

### Most Touchdowns, Career

|   |       |               |       |         |
|---|-------|---------------|-------|---------|
| 1 | ..... | Darrell Green | ..... | 1983-99 |
|---|-------|---------------|-------|---------|

### Most Touchdowns, Game

|    |       |                         |       |          |
|----|-------|-------------------------|-------|----------|
| 1* | ..... | Darrell Green vs. Bears | ..... | 01/10/88 |
|----|-------|-------------------------|-------|----------|

## KICKOFF RETURNS

### Most Kickoff Returns, Career

|    |       |                |       |         |
|----|-------|----------------|-------|---------|
| 14 | ..... | Brian Mitchell | ..... | 1990-99 |
| 13 | ..... | Mike Nelms     | ..... | 1982-84 |
| 9  | ..... | Alvin Garrett  | ..... | 1982-83 |

### Most Kickoff Returns, Game

|   |       |                              |       |          |
|---|-------|------------------------------|-------|----------|
| 6 | ..... | Rock Cartwright vs. Seahawks | ..... | 01/05/08 |
| 6 | ..... | Eddie Brown vs. Vikings      | ..... | 12/18/76 |
| 5 | ..... | Rashad Ross vs. Packers      | ..... | 01/10/16 |
| 5 | ..... | Alvin Garrett vs. Raiders    | ..... | 01/22/84 |

## KICK RETURNS - YARDS GAINED

### Most Yards Gained, Career

|     |       |                |       |         |
|-----|-------|----------------|-------|---------|
| 353 | ..... | Brian Mitchell | ..... | 1990-99 |
| 308 | ..... | Mike Nelms     | ..... | 1982-84 |
| 178 | ..... | Alvin Garrett  | ..... | 1982-83 |

### Most Yards Gained, Game

|     |       |                              |       |          |
|-----|-------|------------------------------|-------|----------|
| 176 | ..... | Rock Cartwright vs. Seahawks | ..... | 01/05/08 |
| 170 | ..... | Speedy Duncan vs. 49ers      | ..... | 12/26/71 |
| 136 | ..... | Eddie Brown vs. Vikings      | ..... | 12/18/76 |

### Longest Return

|      |       |                               |       |          |
|------|-------|-------------------------------|-------|----------|
| 100t | ..... | Brian Mitchell vs. Buccaneers | ..... | 01/15/00 |
|------|-------|-------------------------------|-------|----------|

## KICK RETURNS - AVERAGE GAIN

### Highest Average, Career [min. 10 returns]

|      |       |                |       |         |
|------|-------|----------------|-------|---------|
| 25.2 | ..... | Brian Mitchell | ..... | 1990-99 |
| 23.7 | ..... | Mike Nelms     | ..... | 1982-84 |

### Highest Average, Game [min. 3 returns]

|       |       |                              |       |          |
|-------|-------|------------------------------|-------|----------|
| 56.7* | ..... | Speedy Duncan vs. 49ers      | ..... | 12/26/71 |
| 32.0  | ..... | Mike Nelms vs. Dallas        | ..... | 01/22/83 |
| 29.3  | ..... | Rock Cartwright vs. Seahawks | ..... | 01/05/08 |

## KICK RETURNS - TOUCHDOWNS

### Most Touchdowns, Career

|   |       |                |       |         |
|---|-------|----------------|-------|---------|
| 1 | ..... | Brian Mitchell | ..... | 1990-99 |
|---|-------|----------------|-------|---------|

### Most Touchdowns, Game

|    |       |                               |       |          |
|----|-------|-------------------------------|-------|----------|
| 1* | ..... | Brian Mitchell vs. Buccaneers | ..... | 01/15/00 |
|----|-------|-------------------------------|-------|----------|

## FUMBLES

### Most Fumbles, Career

|   |       |                |       |         |
|---|-------|----------------|-------|---------|
| 3 | ..... | Kirk Cousins   | ..... | 2016    |
| 2 | ..... | Stephen Davis  | ..... | 1999    |
| 2 | ..... | Brian Mitchell | ..... | 1990-99 |

### Most Fumbles, Game

|   |       |                          |       |          |
|---|-------|--------------------------|-------|----------|
| 3 | ..... | Kirk Cousins vs. Packers | ..... | 01/10/16 |
|---|-------|--------------------------|-------|----------|

## FUMBLES - YARDS GAINED

### Longest Fumble Return

|    |       |                        |       |          |
|----|-------|------------------------|-------|----------|
| 49 | ..... | Mike Bass vs. Dolphins | ..... | 01/14/83 |
|----|-------|------------------------|-------|----------|

## FUMBLES - RETURN TOUCHDOWNS

### Most Touchdowns, Career

|   |       |                 |       |         |
|---|-------|-----------------|-------|---------|
| 3 | ..... | Brad Dusek      | ..... | 1974-81 |
| 3 | ..... | Chris Hanburger | ..... | 1965-78 |

## SACKS

### Most Sacks, Career

|      |       |               |       |         |
|------|-------|---------------|-------|---------|
| 10.0 | ..... | Charles Mann  | ..... | 1983-92 |
| 8.0  | ..... | Dexter Manley | ..... | 1982-87 |
| 7.0  | ..... | Fred Stokes   | ..... | 1991-92 |

### Most Sacks, Game

|     |       |                           |       |          |
|-----|-------|---------------------------|-------|----------|
| 3.5 | ..... | Rich Milot vs. Bears      | ..... | 12/30/84 |
| 3.0 | ..... | Fred Stokes vs. Vikings   | ..... | 01/02/93 |
| 3.0 | ..... | Wilber Marshall vs. Lions | ..... | 01/12/92 |
| 3.0 | ..... | Charles Mann vs. Bears    | ..... | 01/10/88 |

# SERIES HISTORIES

Contained below are all games contested between Washington and the NFL's 31 other active franchises. Games featuring combined teams are not included.

Years listed represent the accompanying NFL season. Postseason games indicated with an asterisk.

## ARIZONA



Washington leads overall series, 76-46-2  
Cumulative score: Washington 2,754, Cardinals 2,306

| YEAR | DATE       | GAME             | RESULT       |
|------|------------|------------------|--------------|
| 1932 | 10/16/1932 | ...vs. Chicago   | 9-0 L        |
| 1932 | 11/27/1932 | ...at Chicago    | 8-6 W        |
| 1933 | 10/22/1933 | ...vs. Chicago   | 10-0 W       |
| 1933 | 12/3/1933  | ...at Chicago    | 0-0          |
| 1934 | 10/28/1934 | ...vs. Chicago   | 9-0 W        |
| 1935 | 11/24/1935 | ...vs. Chicago   | 6-0 L        |
| 1936 | 11/1/1936  | ...vs. Chicago   | 13-10 W      |
| 1937 | 9/24/1937  | ...vs. Chicago   | 21-14 L      |
| 1939 | 11/19/1939 | ...vs. Chicago   | 28-7 W       |
| 1940 | 10/13/1940 | ...vs. Chicago   | 28-21 W      |
| 1942 | 11/8/1942  | ...vs. Chicago   | 28-0 W       |
| 1943 | 10/24/1943 | ...vs. Chicago   | 13-7 W       |
| 1945 | 11/4/1945  | ...vs. Chicago   | 24-21 W      |
| 1947 | 11/23/1947 | ...vs. Chicago   | 45-21 W      |
| 1949 | 9/26/1949  | ...at Chicago    | 38-7 L       |
| 1950 | 10/22/1950 | ...vs. Chicago   | 38-28 L      |
| 1951 | 10/21/1951 | ...vs. Chicago   | 7-3 W        |
| 1951 | 12/9/1951  | ...at Chicago    | 20-17 W      |
| 1952 | 9/29/1952  | ...at Chicago    | 23-7 W       |
| 1952 | 10/12/1952 | ...vs. Chicago   | 17-6 L       |
| 1953 | 9/27/1953  | ...at Chicago    | 24-13 W      |
| 1953 | 11/8/1953  | ...vs. Chicago   | 28-17 W      |
| 1954 | 11/21/1954 | ...at Chicago    | 38-16 L      |
| 1954 | 12/12/1954 | ...vs. Chicago   | 37-20 W      |
| 1955 | 10/9/1955  | ...vs. Chicago   | 24-10 L      |
| 1955 | 11/20/1955 | ...at Chicago    | 31-0 W       |
| 1956 | 10/14/1956 | ...vs. Chicago   | 31-3 L       |
| 1956 | 10/28/1956 | ...at Chicago    | 17-14 W      |
| 1957 | 10/6/1957  | ...at Chicago    | 37-14 W      |
| 1957 | 10/20/1957 | ...vs. Chicago   | 44-14 L      |
| 1958 | 10/4/1958  | ...at Chicago    | 37-10 L      |
| 1958 | 11/9/1958  | ...vs. Chicago   | 45-31 W      |
| 1959 | 9/27/1959  | ...at Chicago    | 49-21 L      |
| 1959 | 10/11/1959 | ...vs. Chicago   | 23-14 W      |
| 1960 | 11/6/1960  | ...at St. Louis  | 44-7 L       |
| 1960 | 11/20/1960 | ...vs. St. Louis | 26-14 L      |
| 1961 | 10/22/1961 | ...vs. St. Louis | 24-0 L       |
| 1961 | 12/3/1961  | ...at St. Louis  | 38-24 L      |
| 1962 | 9/30/1962  | ...vs. St. Louis | 24-14 W      |
| 1962 | 10/14/1962 | ...at St. Louis  | 17-17        |
| 1963 | 10/27/1963 | ...vs. St. Louis | 21-7 L       |
| 1963 | 11/10/1963 | ...at St. Louis  | 24-20 L      |
| 1964 | 10/4/1964  | ...vs. St. Louis | 23-17 L      |
| 1964 | 10/18/1964 | ...at St. Louis  | 38-24 L      |
| 1965 | 10/10/1965 | ...vs. St. Louis | 37-16 L      |
| 1965 | 10/24/1965 | ...at St. Louis  | 24-20 W      |
| 1966 | 9/18/1966  | ...at St. Louis  | 23-7 L       |
| 1966 | 10/23/1966 | ...vs. St. Louis | 26-20 W      |
| 1967 | 11/5/1967  | ...vs. St. Louis | 27-21 L      |
| 1968 | 10/20/1968 | ...at St. Louis  | 41-14 L      |
| 1969 | 10/12/1969 | ...vs. St. Louis | 33-17 W      |
| 1970 | 9/27/1970  | ...at St. Louis  | 27-17 L      |
| 1970 | 12/20/1970 | ...vs. St. Louis | 28-27 W      |
| 1971 | 9/19/1971  | ...at St. Louis  | 24-17 W      |
| 1971 | 10/17/1971 | ...vs. St. Louis | 20-0 W       |
| 1972 | 9/24/1972  | ...vs. St. Louis | 24-10 W      |
| 1972 | 10/15/1972 | ...at St. Louis  | 33-3 W       |
| 1973 | 9/23/1973  | ...at St. Louis  | 34-27 W      |
| 1973 | 10/21/1973 | ...vs. St. Louis | 31-13 W      |
| 1974 | 9/22/1974  | ...vs. St. Louis | 17-10 L      |
| 1974 | 10/27/1974 | ...at St. Louis  | 23-20 L      |
| 1975 | 10/13/1975 | ...vs. St. Louis | 27-17 W      |
| 1975 | 11/16/1975 | ...at St. Louis  | 20-17 [OT] L |
| 1976 | 10/25/1976 | ...vs. St. Louis | 20-10 W      |

|      |            |                  |              |
|------|------------|------------------|--------------|
| 1976 | 11/21/1976 | ...at St. Louis  | 16-10 W      |
| 1977 | 10/2/1977  | ...vs. St. Louis | 24-14 W      |
| 1977 | 12/10/1977 | ...at St. Louis  | 26-20 W      |
| 1978 | 9/17/1978  | ...at St. Louis  | 28-10 W      |
| 1978 | 11/19/1978 | ...vs. St. Louis | 27-17 L      |
| 1979 | 9/23/1979  | ...at St. Louis  | 17-7 W       |
| 1979 | 11/11/1979 | ...vs. St. Louis | 30-28 W      |
| 1980 | 10/19/1980 | ...vs. St. Louis | 23-0 W       |
| 1980 | 12/21/1980 | ...at St. Louis  | 31-7 W       |
| 1981 | 9/20/1981  | ...at St. Louis  | 40-30 L      |
| 1981 | 11/1/1981  | ...vs. St. Louis | 42-21 W      |
| 1982 | 12/12/1982 | ...at St. Louis  | 12-7 W       |
| 1982 | 1/2/1983   | ...vs. St. Louis | 28-0 W       |
| 1983 | 10/9/1983  | ...at St. Louis  | 38-14 W      |
| 1983 | 11/6/1983  | ...vs. St. Louis | 45-7 W       |
| 1984 | 10/21/1984 | ...at St. Louis  | 26-24 L      |
| 1984 | 12/16/1984 | ...vs. St. Louis | 29-27 W      |
| 1985 | 10/7/1985  | ...vs. St. Louis | 27-10 W      |
| 1985 | 12/21/1985 | ...at St. Louis  | 27-16 W      |
| 1986 | 10/19/1986 | ...vs. St. Louis | 28-21 W      |
| 1986 | 11/30/1986 | ...at St. Louis  | 20-17 W      |
| 1987 | 10/4/1987  | ...vs. St. Louis | 28-21 W      |
| 1987 | 12/6/1987  | ...at St. Louis  | 34-17 W      |
| 1988 | 9/25/1988  | ...at Phoenix    | 30-21 L      |
| 1988 | 10/16/1988 | ...vs. Phoenix   | 33-17 W      |
| 1989 | 10/8/1989  | ...vs. Phoenix   | 30-28 W      |
| 1989 | 12/3/1989  | ...at Phoenix    | 29-10 W      |
| 1990 | 9/8/1990   | ...vs. Phoenix   | 31-0 W       |
| 1990 | 9/30/1990  | ...at Phoenix    | 38-10 W      |
| 1991 | 9/15/1991  | ...vs. Phoenix   | 34-0 W       |
| 1991 | 12/8/1991  | ...at Phoenix    | 20-14 W      |
| 1992 | 10/4/1992  | ...at Phoenix    | 27-24 L      |
| 1992 | 11/29/1992 | ...vs. Phoenix   | 41-3 W       |
| 1993 | 9/12/1993  | ...vs. Phoenix   | 17-10 L      |
| 1993 | 10/17/1993 | ...at Phoenix    | 36-6 L       |
| 1994 | 10/16/1994 | ...vs. Arizona   | 19-16 [OT] L |
| 1994 | 12/11/1994 | ...at Arizona    | 17-15 L      |
| 1995 | 9/3/1995   | ...vs. Arizona   | 27-7 W       |
| 1995 | 10/15/1995 | ...at Arizona    | 24-20 L      |
| 1996 | 11/10/1996 | ...vs. Arizona   | 37-34 [OT] L |
| 1996 | 12/15/1996 | ...at Arizona    | 27-26 L      |
| 1997 | 9/14/1997  | ...vs. Arizona   | 19-13 [OT] W |
| 1997 | 12/7/1997  | ...at Arizona    | 38-28 W      |
| 1998 | 11/8/1998  | ...at Arizona    | 29-27 L      |
| 1998 | 11/22/1998 | ...vs. Arizona   | 45-42 L      |
| 1999 | 10/17/1999 | ...at Arizona    | 24-10 W      |
| 1999 | 12/12/1999 | ...vs. Arizona   | 28-3 W       |
| 2000 | 11/5/2000  | ...at Arizona    | 16-15 L      |
| 2000 | 12/24/2000 | ...vs. Arizona   | 20-3 W       |
| 2001 | 12/9/2001  | ...at Arizona    | 20-10 W      |
| 2001 | 1/6/2002   | ...vs. Arizona   | 20-17 W      |
| 2002 | 9/8/2002   | ...vs. Arizona   | 31-23 W      |
| 2005 | 12/11/2005 | ...at Arizona    | 17-13 W      |
| 2007 | 10/21/2007 | ...vs. Arizona   | 21-19 W      |
| 2008 | 9/21/2008  | ...vs. Arizona   | 24-17 W      |
| 2011 | 9/18/2011  | ...vs. Arizona   | 22-21 W      |
| 2014 | 10/12/2014 | ...at Arizona    | 30-20 L      |
| 2016 | 12/4/2016  | ...at Arizona    | 31-23 L      |
| 2017 | 12/17/2017 | ...vs. Arizona   | 20-15 W      |
| 2018 | 9/9/2018   | ...at Arizona    | 24-6 W       |

## ATLANTA



Washington leads overall series, 15-10-1  
Cumulative score: Washington 636, Falcons 624

| YEAR | DATE       | GAME           | RESULT  |
|------|------------|----------------|---------|
| 1966 | 10/9/1966  | ...vs. Atlanta | 33-20 W |
| 1967 | 10/15/1967 | ...at Atlanta  | 20-20   |
| 1969 | 11/23/1969 | ...vs. Atlanta | 27-20 W |
| 1972 | 11/20/1972 | ...vs. Atlanta | 24-13 W |
| 1975 | 12/7/1975  | ...at Atlanta  | 30-27 W |
| 1977 | 9/25/1977  | ...vs. Atlanta | 10-6 W  |
| 1978 | 12/10/1978 | ...at Atlanta  | 20-17 L |
| 1979 | 9/30/1979  | ...at Atlanta  | 16-7 W  |
| 1980 | 11/30/1980 | ...at Atlanta  | 10-6 L  |
| 1983 | 12/4/1983  | ...vs. Atlanta | 37-21 W |
| 1984 | 11/5/1984  | ...vs. Atlanta | 27-14 W |
| 1985 | 11/3/1985  | ...at Atlanta  | 44-10 W |

|      |            |                |              |
|------|------------|----------------|--------------|
| 1987 | 9/20/1987  | ...at Atlanta  | 21-20 L      |
| 1989 | 12/17/1989 | ...at Atlanta  | 31-30 W      |
| 1991 | 11/10/1991 | ...vs. Atlanta | 56-17 W*     |
| 1991 | 1/4/1992   | ...vs. Atlanta | 24-7 W       |
| 1992 | 9/13/1992  | ...vs. Atlanta | 24-17 W      |
| 1993 | 12/19/1993 | ...vs. Atlanta | 30-10 W      |
| 1994 | 9/25/1994  | ...vs. Atlanta | 27-20 L      |
| 2003 | 9/14/2003  | ...at Atlanta  | 33-31 W      |
| 2006 | 12/3/2006  | ...vs. Atlanta | 24-14 L      |
| 2009 | 11/8/2009  | ...at Atlanta  | 31-17 L      |
| 2012 | 10/7/2012  | ...vs. Atlanta | 24-17 L      |
| 2013 | 12/15/2013 | ...at Atlanta  | 27-26 L      |
| 2015 | 10/11/2015 | ...at Atlanta  | 25-19 [OT] L |
| 2018 | 11/4/2018  | ...vs. Atlanta | 38-14 L      |

## BALTIMORE



Overall series is tied, 3-3  
Cumulative score: Washington 94, Ravens 102

| YEAR | DATE       | GAME             | RESULT       |
|------|------------|------------------|--------------|
| 1997 | 10/26/1997 | ...vs. Baltimore | 20-17 L      |
| 2000 | 10/15/2000 | ...vs. Baltimore | 10-3 W       |
| 2004 | 10/10/2004 | ...vs. Baltimore | 17-10 L      |
| 2008 | 12/7/2008  | ...at Baltimore  | 24-10 L      |
| 2012 | 12/9/2012  | ...vs. Baltimore | 31-28 [OT] W |
| 2016 | 10/9/2016  | ...at Baltimore  | 16-10 W      |

## BUFFALO



Washington trails overall series, 6-9  
Cumulative score: Washington 282, Bills 313

| YEAR | DATE       | GAME           | RESULT   |
|------|------------|----------------|----------|
| 1972 | 12/17/1972 | ...vs. Buffalo | 24-17 L  |
| 1977 | 12/4/1977  | ...at Buffalo  | 10-0 W   |
| 1981 | 11/29/1981 | ...at Buffalo  | 21-14 L  |
| 1984 | 11/25/1984 | ...vs. Buffalo | 41-14 W  |
| 1987 | 11/1/1987  | ...at Buffalo  | 27-7 W   |
| 1990 | 12/30/1990 | ...vs. Buffalo | 29-14 W  |
| 1991 | 1/26/1992  | ...vs. Buffalo | 37-24 W* |



|      |            |                |         |
|------|------------|----------------|---------|
| 1993 | 11/1/1993  | ...at Buffalo  | 24-10 L |
| 1996 | 11/3/1996  | ...at Buffalo  | 38-13 L |
| 1999 | 11/7/1999  | ...vs. Buffalo | 34-17 L |
| 2003 | 10/19/2003 | ...at Buffalo  | 24-7 L  |
| 2007 | 12/2/2007  | ...vs. Buffalo | 17-16 L |
| 2011 | 10/30/2011 | ...at Buffalo  | 23-0 L  |
| 2015 | 12/20/2015 | ...vs. Buffalo | 35-25 W |
| 2019 | 11/3/2019  | ...at Buffalo  | 24-9 L  |

## CAROLINA



Washington leads overall series, 9-6  
Cumulative score: Washington 314, Panthers 334

| YEAR | DATE       | GAME            | RESULT  |
|------|------------|-----------------|---------|
| 1995 | 12/24/1995 | ...vs. Carolina | 20-17 W |
| 1997 | 8/31/1997  | ...at Carolina  | 24-10 W |

# SERIES HISTORIES

|      |       |            |       |              |       |              |
|------|-------|------------|-------|--------------|-------|--------------|
| 1998 | ..... | 12/13/1998 | ..... | at Carolina  | ..... | 29-25 W      |
| 1999 | ..... | 10/3/1999  | ..... | vs. Carolina | ..... | 38-36 W      |
| 2000 | ..... | 9/3/2000   | ..... | vs. Carolina | ..... | 20-17 W      |
| 2001 | ..... | 10/21/2001 | ..... | vs. Carolina | ..... | 17-14 [OT] W |
| 2003 | ..... | 11/16/2003 | ..... | at Carolina  | ..... | 20-17 L      |
| 2006 | ..... | 11/26/2006 | ..... | vs. Carolina | ..... | 17-13 W      |
| 2009 | ..... | 10/11/2009 | ..... | at Carolina  | ..... | 20-17 L      |
| 2011 | ..... | 10/23/2011 | ..... | at Carolina  | ..... | 33-20 W      |
| 2012 | ..... | 11/4/2012  | ..... | vs. Carolina | ..... | 21-13 L      |
| 2015 | ..... | 11/22/2015 | ..... | at Carolina  | ..... | 44-16 L      |
| 2016 | ..... | 12/19/2016 | ..... | vs. Carolina | ..... | 26-15 L      |
| 2018 | ..... | 10/14/2018 | ..... | vs. Carolina | ..... | 23-17 W      |
| 2019 | ..... | 12/1/2019  | ..... | at Carolina  | ..... | 29-21 W      |

## CHICAGO



Washington leads overall series, 26-24-1  
Cumulative score: Washington 949, Bears 1,101

| YEAR | DATE  | GAME       | RESULT |             |       |          |
|------|-------|------------|--------|-------------|-------|----------|
| 1932 | ..... | 10/30/1932 | .....  | vs. Chicago | ..... | 7-7      |
| 1933 | ..... | 10/1/1933  | .....  | at Chicago  | ..... | 7-0 L    |
| 1933 | ..... | 11/5/1933  | .....  | vs. Chicago | ..... | 10-0 W   |
| 1934 | ..... | 11/11/1934 | .....  | vs. Chicago | ..... | 21-10 L  |
| 1935 | ..... | 11/10/1935 | .....  | vs. Chicago | ..... | 30-14 L  |
| 1936 | ..... | 11/15/1936 | .....  | vs. Chicago | ..... | 26-0 L   |
| 1937 | ..... | 12/12/1937 | .....  | at Chicago  | ..... | 28-21 W* |
| 1938 | ..... | 11/13/1938 | .....  | at Chicago  | ..... | 31-7 L   |
| 1940 | ..... | 11/17/1940 | .....  | vs. Chicago | ..... | 7-3 W    |
| 1940 | ..... | 12/8/1940  | .....  | vs. Chicago | ..... | 73-0 L*  |
| 1941 | ..... | 11/16/1941 | .....  | at Chicago  | ..... | 35-21 L  |
| 1942 | ..... | 12/13/1942 | .....  | vs. Chicago | ..... | 14-6 W*  |

|      |       |            |       |             |       |          |
|------|-------|------------|-------|-------------|-------|----------|
| 1943 | ..... | 11/21/1943 | ..... | vs. Chicago | ..... | 21-7 W   |
| 1943 | ..... | 12/26/1943 | ..... | at Chicago  | ..... | 41-21 L* |
| 1945 | ..... | 11/18/1945 | ..... | vs. Chicago | ..... | 28-21 W  |
| 1948 | ..... | 11/17/1948 | ..... | at Chicago  | ..... | 24-20 L  |
| 1947 | ..... | 10/26/1947 | ..... | vs. Chicago | ..... | 56-20 W  |
| 1948 | ..... | 11/28/1948 | ..... | at Chicago  | ..... | 48-13 L  |
| 1949 | ..... | 11/20/1949 | ..... | vs. Chicago | ..... | 31-21 L  |
| 1951 | ..... | 11/4/1951  | ..... | vs. Chicago | ..... | 27-0 L   |
| 1953 | ..... | 11/15/1953 | ..... | vs. Chicago | ..... | 27-24 L  |
| 1957 | ..... | 12/1/1957  | ..... | at Chicago  | ..... | 14-3 W   |
| 1964 | ..... | 10/25/1964 | ..... | vs. Chicago | ..... | 27-20 W  |
| 1968 | ..... | 9/15/1968  | ..... | at Chicago  | ..... | 38-28 W  |
| 1971 | ..... | 11/14/1971 | ..... | at Chicago  | ..... | 16-15 L  |
| 1974 | ..... | 12/15/1974 | ..... | vs. Chicago | ..... | 42-0 W   |
| 1976 | ..... | 10/3/1976  | ..... | at Chicago  | ..... | 33-7 L   |
| 1978 | ..... | 12/16/1978 | ..... | vs. Chicago | ..... | 14-10 W  |
| 1980 | ..... | 11/9/1980  | ..... | at Chicago  | ..... | 35-21 L  |
| 1981 | ..... | 10/11/1981 | ..... | at Chicago  | ..... | 24-7 W   |
| 1984 | ..... | 12/30/1984 | ..... | vs. Chicago | ..... | 23-19 L* |
| 1985 | ..... | 9/29/1985  | ..... | at Chicago  | ..... | 45-10 L  |
| 1986 | ..... | 1/3/1987   | ..... | at Chicago  | ..... | 27-13 W* |
| 1987 | ..... | 1/10/1988  | ..... | at Chicago  | ..... | 21-17 W* |
| 1988 | ..... | 11/13/1988 | ..... | vs. Chicago | ..... | 34-14 L  |
| 1989 | ..... | 11/26/1989 | ..... | vs. Chicago | ..... | 38-14 W  |

|      |       |            |       |             |       |         |
|------|-------|------------|-------|-------------|-------|---------|
| 1990 | ..... | 12/9/1990  | ..... | vs. Chicago | ..... | 10-9 W  |
| 1991 | ..... | 10/6/1991  | ..... | at Chicago  | ..... | 20-7 W  |
| 1996 | ..... | 9/8/1996   | ..... | vs. Chicago | ..... | 10-3 W  |
| 1997 | ..... | 11/2/1997  | ..... | at Chicago  | ..... | 31-8 W  |
| 1999 | ..... | 10/31/1999 | ..... | vs. Chicago | ..... | 48-22 W |
| 2001 | ..... | 12/23/2001 | ..... | vs. Chicago | ..... | 20-15 L |
| 2003 | ..... | 12/21/2003 | ..... | at Chicago  | ..... | 27-24 L |
| 2004 | ..... | 10/17/2004 | ..... | at Chicago  | ..... | 13-10 W |
| 2005 | ..... | 9/11/2005  | ..... | vs. Chicago | ..... | 9-7 W   |
| 2007 | ..... | 12/6/2007  | ..... | vs. Chicago | ..... | 24-16 W |
| 2010 | ..... | 10/24/2010 | ..... | at Chicago  | ..... | 17-14 W |
| 2013 | ..... | 10/20/2013 | ..... | vs. Chicago | ..... | 45-41 W |
| 2015 | ..... | 12/13/2015 | ..... | at Chicago  | ..... | 24-21 W |
| 2016 | ..... | 12/24/2016 | ..... | at Chicago  | ..... | 41-21 W |
| 2019 | ..... | 9/23/2019  | ..... | vs. Chicago | ..... | 31-15 L |

## CINCINNATI



Washington trails overall series, 4-5-1  
Cumulative score: Washington 224, Bengals 215

| YEAR | DATE  | GAME       | RESULT |                |       |              |
|------|-------|------------|--------|----------------|-------|--------------|
| 1970 | ..... | 10/25/1970 | .....  | vs. Cincinnati | ..... | 20-0 W       |
| 1974 | ..... | 10/6/1974  | .....  | at Cincinnati  | ..... | 28-17 L      |
| 1979 | ..... | 12/9/1979  | .....  | vs. Cincinnati | ..... | 28-14 W      |
| 1985 | ..... | 12/15/1985 | .....  | vs. Cincinnati | ..... | 27-24 W      |
| 1988 | ..... | 12/17/1988 | .....  | at Cincinnati  | ..... | 20-17 [OT] L |
| 1991 | ..... | 9/22/1991  | .....  | at Cincinnati  | ..... | 34-27 W      |
| 2004 | ..... | 11/14/2004 | .....  | vs. Cincinnati | ..... | 17-10 L      |
| 2008 | ..... | 12/14/2008 | .....  | at Cincinnati  | ..... | 20-13 L      |
| 2012 | ..... | 9/23/2012  | .....  | vs. Cincinnati | ..... | 38-31 L      |
| 2016 | ..... | 10/30/2016 | .....  | at Cincinnati  | ..... | 27-27        |

## CLEVELAND



Washington trails overall series, 12-33-1  
Cumulative score: Washington 763, Browns 1,142

| YEAR | DATE  | GAME       | RESULT |               |       |         |
|------|-------|------------|--------|---------------|-------|---------|
| 1950 | ..... | 11/19/1950 | .....  | at Cleveland  | ..... | 20-14 L |
| 1950 | ..... | 12/10/1950 | .....  | vs. Cleveland | ..... | 45-21 L |
| 1951 | ..... | 10/14/1951 | .....  | at Cleveland  | ..... | 45-0 L  |
| 1952 | ..... | 10/26/1952 | .....  | at Cleveland  | ..... | 19-15 L |
| 1952 | ..... | 11/30/1952 | .....  | vs. Cleveland | ..... | 48-24 L |
| 1953 | ..... | 10/18/1953 | .....  | vs. Cleveland | ..... | 30-14 L |
| 1953 | ..... | 11/1/1953  | .....  | at Cleveland  | ..... | 27-3 L  |
| 1954 | ..... | 11/7/1954  | .....  | at Cleveland  | ..... | 62-3 L  |
| 1954 | ..... | 12/5/1954  | .....  | vs. Cleveland | ..... | 34-14 L |
| 1955 | ..... | 9/25/1955  | .....  | at Cleveland  | ..... | 27-17 W |
| 1955 | ..... | 10/16/1955 | .....  | vs. Cleveland | ..... | 24-14 L |
| 1956 | ..... | 10/21/1956 | .....  | vs. Cleveland | ..... | 20-9 W  |
| 1956 | ..... | 11/25/1956 | .....  | at Cleveland  | ..... | 20-17 W |
| 1957 | ..... | 11/3/1957  | .....  | at Cleveland  | ..... | 21-17 L |
| 1957 | ..... | 11/17/1957 | .....  | vs. Cleveland | ..... | 30-30   |
| 1958 | ..... | 11/16/1958 | .....  | vs. Cleveland | ..... | 20-10 L |
| 1958 | ..... | 11/30/1958 | .....  | at Cleveland  | ..... | 21-14 L |
| 1959 | ..... | 10/25/1959 | .....  | at Cleveland  | ..... | 34-7 L  |
| 1959 | ..... | 11/15/1959 | .....  | vs. Cleveland | ..... | 31-17 L |
| 1960 | ..... | 10/30/1960 | .....  | vs. Cleveland | ..... | 31-10 L |
| 1960 | ..... | 12/4/1960  | .....  | at Cleveland  | ..... | 27-16 L |
| 1961 | ..... | 10/8/1961  | .....  | at Cleveland  | ..... | 31-7 L  |
| 1961 | ..... | 11/12/1961 | .....  | vs. Cleveland | ..... | 17-6 L  |
| 1962 | ..... | 9/23/1962  | .....  | at Cleveland  | ..... | 17-16 W |
| 1962 | ..... | 11/11/1962 | .....  | vs. Cleveland | ..... | 17-9 W  |
| 1963 | ..... | 9/15/1963  | .....  | at Cleveland  | ..... | 37-14 L |
| 1963 | ..... | 12/15/1963 | .....  | vs. Cleveland | ..... | 27-20 L |
| 1964 | ..... | 9/13/1964  | .....  | vs. Cleveland | ..... | 27-13 L |
| 1964 | ..... | 11/8/1964  | .....  | at Cleveland  | ..... | 34-24 L |
| 1965 | ..... | 9/19/1965  | .....  | vs. Cleveland | ..... | 17-7 L  |
| 1965 | ..... | 12/5/1965  | .....  | at Cleveland  | ..... | 24-16 L |
| 1966 | ..... | 9/11/1966  | .....  | vs. Cleveland | ..... | 38-14 L |
| 1966 | ..... | 11/20/1966 | .....  | at Cleveland  | ..... | 14-3 L  |
| 1967 | ..... | 11/26/1967 | .....  | at Cleveland  | ..... | 42-37 W |
| 1968 | ..... | 12/8/1968  | .....  | vs. Cleveland | ..... | 24-21 L |
| 1969 | ..... | 9/28/1969  | .....  | at Cleveland  | ..... | 27-23 L |
| 1971 | ..... | 12/19/1971 | .....  | vs. Cleveland | ..... | 20-13 L |

|      |       |            |       |               |       |         |
|------|-------|------------|-------|---------------|-------|---------|
| 1975 | ..... | 10/26/1975 | ..... | at Cleveland  | ..... | 23-7 W  |
| 1979 | ..... | 10/14/1979 | ..... | at Cleveland  | ..... | 13-9 W  |
| 1985 | ..... | 10/27/1985 | ..... | at Cleveland  | ..... | 14-7 W  |
| 1988 | ..... | 11/27/1988 | ..... | vs. Cleveland | ..... | 17-13 L |
| 1991 | ..... | 10/13/1991 | ..... | vs. Cleveland | ..... | 42-17 W |
| 2004 | ..... | 10/3/2004  | ..... | at Cleveland  | ..... | 17-13 L |
| 2008 | ..... | 10/19/2008 | ..... | vs. Cleveland | ..... | 14-11 W |
| 2012 | ..... | 12/16/2012 | ..... | at Cleveland  | ..... | 38-21 W |
| 2016 | ..... | 10/2/2016  | ..... | vs. Cleveland | ..... | 31-20 W |

## DALLAS




Washington trails overall series, 45-73-2  
Cumulative score: Washington 2,330, Cowboys 2,807

| YEAR | DATE  | GAME       | RESULT |            |       |              |
|------|-------|------------|--------|------------|-------|--------------|
| 1960 | ..... | 10/9/1960  | .....  | vs. Dallas | ..... | 26-14 W      |
| 1961 | ..... | 11/19/1961 | .....  | at Dallas  | ..... | 28-28        |
| 1961 | ..... | 12/17/1961 | .....  | vs. Dallas | ..... | 34-24 W      |
| 1962 | ..... | 9/16/1962  | .....  | at Dallas  | ..... | 35-35        |
| 1962 | ..... | 11/4/1962  | .....  | vs. Dallas | ..... | 38-10 W      |
| 1963 | ..... | 9/29/1963  | .....  | vs. Dallas | ..... | 21-17 W      |
| 1963 | ..... | 11/3/1963  | .....  | at Dallas  | ..... | 35-20 L      |
| 1964 | ..... | 9/20/1964  | .....  | at Dallas  | ..... | 24-18 L      |
| 1964 | ..... | 11/22/1964 | .....  | vs. Dallas | ..... | 28-16 W      |
| 1965 | ..... | 9/26/1965  | .....  | at Dallas  | ..... | 27-7 L       |
| 1965 | ..... | 11/28/1965 | .....  | vs. Dallas | ..... | 34-31 W      |
| 1966 | ..... | 11/13/1966 | .....  | vs. Dallas | ..... | 31-30 L      |
| 1966 | ..... | 12/11/1966 | .....  | at Dallas  | ..... | 34-31 W      |
| 1967 | ..... | 10/8/1967  | .....  | vs. Dallas | ..... | 17-14 L      |
| 1967 | ..... | 11/19/1967 | .....  | at Dallas  | ..... | 27-20 W      |
| 1968 | ..... | 11/17/1968 | .....  | vs. Dallas | ..... | 44-24 L      |
| 1968 | ..... | 11/28/1968 | .....  | at Dallas  | ..... | 29-20 L      |
| 1969 | ..... | 11/16/1969 | .....  | vs. Dallas | ..... | 41-28 L      |
| 1969 | ..... | 12/21/1969 | .....  | at Dallas  | ..... | 20-10 L      |
| 1970 | ..... | 11/22/1970 | .....  | vs. Dallas | ..... | 45-21 L      |
| 1970 | ..... | 12/6/1970  | .....  | at Dallas  | ..... | 34-0 L       |
| 1971 | ..... | 10/3/1971  | .....  | at Dallas  | ..... | 20-16 W      |
| 1971 | ..... | 11/21/1971 | .....  | vs. Dallas | ..... | 13-0 L       |
| 1972 | ..... | 10/22/1972 | .....  | vs. Dallas | ..... | 24-20 W      |
| 1972 | ..... | 12/9/1972  | .....  | at Dallas  | ..... | 34-24 L      |
| 1972 | ..... | 12/31/1972 | .....  | vs. Dallas | ..... | 26-3 W*      |
| 1973 | ..... | 10/8/1973  | .....  | vs. Dallas | ..... | 14-7 W       |
| 1973 | ..... | 12/9/1973  | .....  | at Dallas  | ..... | 27-7 L       |
| 1974 | ..... | 11/17/1974 | .....  | vs. Dallas | ..... | 28-21 W      |
| 1974 | ..... | 11/28/1974 | .....  | at Dallas  | ..... | 24-23 L      |
| 1975 | ..... | 11/2/1975  | .....  | vs. Dallas | ..... | 30-24 [OT] W |
| 1975 | ..... | 12/13/1975 | .....  | at Dallas  | ..... | 31-10 L      |
| 1976 | ..... | 10/31/1976 | .....  | vs. Dallas | ..... | 20-7 L       |
| 1976 | ..... | 12/12/1976 | .....  | at Dallas  | ..... | 27-14 W      |
| 1977 | ..... | 10/16/1977 | .....  | at Dallas  | ..... | 34-16 L      |
| 1977 | ..... | 11/27/1977 | .....  | vs. Dallas | ..... | 14-7 L       |
| 1978 | ..... | 10/2/1978  | .....  | vs. Dallas | ..... | 9-5 W        |
| 1978 | ..... | 11/23/1978 | .....  | at Dallas  | ..... | 37-10 L      |
| 1979 | ..... | 11/18/1979 | .....  | vs. Dallas | ..... | 34-20 W      |
| 1979 | ..... | 12/16/1979 | .....  | at Dallas  | ..... | 35-34 L      |
| 1980 | ..... | 9/8/1980   | .....  | vs. Dallas | ..... | 17-3 L       |
| 1980 | ..... | 11/23/1980 | .....  | at Dallas  | ..... | 14-10 L      |
| 1981 | ..... | 9/6/1981   | .....  | vs. Dallas | ..... | 26-10 L      |
| 1981 | ..... | 11/22/1981 | .....  | at Dallas  | ..... | 24-10 L      |
| 1982 | ..... | 12/5/1982  | .....  | vs. Dallas | ..... | 24-10 L      |
| 1982 | ..... | 1/22/1983  | .....  | vs. Dallas | ..... | 31-17 W*     |
| 1983 | ..... | 9/5/1983   | .....  | vs. Dallas | ..... | 31-30 L      |
| 1983 | ..... | 12/11/1983 | .....  | at Dallas  | ..... | 31-10 W      |
| 1984 | ..... | 10/14/1984 | .....  | vs. Dallas | ..... | 34-14 W      |
| 1984 | ..... | 12/9/1984  | .....  | at Dallas  | ..... | 30-28 W      |
| 1985 | ..... | 9/9/1985   | .....  | vs. Dallas | ..... | 44-14 L      |
| 1985 | ..... | 10/10/1985 | .....  | vs. Dallas | ..... | 13-7 L       |
| 1986 | ..... | 10/12/1986 | .....  | at Dallas  | ..... | 30-6 L       |
| 1986 | ..... | 11/23/1986 | .....  | vs. Dallas | ..... | 4            |

# SERIES HISTORIES

|      |            |                  |                   |
|------|------------|------------------|-------------------|
| 1991 | 9/9/1991   | ..... at Dallas  | .....33-31 W      |
| 1991 | 11/24/1991 | ..... vs. Dallas | .....24-21 L      |
| 1992 | 9/7/1992   | ..... at Dallas  | .....23-10 L      |
| 1992 | 12/13/1992 | ..... vs. Dallas | .....20-17 W      |
| 1993 | 9/6/1993   | ..... vs. Dallas | .....35-16 W      |
| 1993 | 12/26/1993 | ..... at Dallas  | .....38-3 L       |
| 1994 | 10/2/1994  | ..... vs. Dallas | .....34-7 L       |
| 1994 | 11/20/1994 | ..... at Dallas  | .....31-7 L       |
| 1995 | 10/1/1995  | ..... vs. Dallas | .....27-23 W      |
| 1995 | 12/3/1995  | ..... at Dallas  | .....24-17 W      |
| 1996 | 11/28/1996 | ..... at Dallas  | .....21-10 L      |
| 1996 | 12/22/1996 | ..... vs. Dallas | .....37-10 W      |
| 1997 | 10/13/1997 | ..... vs. Dallas | .....21-16 W      |
| 1997 | 11/16/1997 | ..... at Dallas  | .....17-14 L      |
| 1998 | 10/4/1998  | ..... vs. Dallas | .....31-10 L      |
| 1998 | 12/27/1998 | ..... at Dallas  | .....23-7 L       |
| 1999 | 9/12/1999  | ..... vs. Dallas | .....41-35 (OT) L |
| 1999 | 10/24/1999 | ..... at Dallas  | .....38-20 L      |
| 2000 | 9/18/2000  | ..... vs. Dallas | .....27-21 L      |
| 2000 | 12/10/2000 | ..... at Dallas  | .....32-13 L      |
| 2001 | 10/15/2001 | ..... at Dallas  | .....9-7 L        |
| 2001 | 12/2/2001  | ..... vs. Dallas | .....20-14 L      |
| 2002 | 11/28/2002 | ..... at Dallas  | .....27-20 L      |
| 2002 | 12/29/2002 | ..... vs. Dallas | .....20-14 W      |
| 2003 | 11/2/2003  | ..... at Dallas  | .....21-14 L      |
| 2003 | 12/14/2003 | ..... vs. Dallas | .....27-0 L       |
| 2004 | 9/27/2004  | ..... vs. Dallas | .....21-18 L      |
| 2004 | 12/26/2004 | ..... at Dallas  | .....13-10 L      |
| 2005 | 9/19/2005  | ..... at Dallas  | .....14-13 W      |
| 2005 | 12/18/2005 | ..... vs. Dallas | .....35-7 W       |
| 2006 | 9/17/2006  | ..... at Dallas  | .....27-10 L      |
| 2006 | 11/5/2006  | ..... vs. Dallas | .....22-19 W      |
| 2007 | 11/18/2007 | ..... at Dallas  | .....28-23 L      |
| 2007 | 12/30/2007 | ..... vs. Dallas | .....27-6 W       |
| 2008 | 9/28/2008  | ..... at Dallas  | .....26-24 W      |
| 2008 | 11/16/2008 | ..... vs. Dallas | .....14-10 L      |
| 2009 | 11/22/2009 | ..... at Dallas  | .....7-6 L        |
| 2009 | 12/27/2009 | ..... vs. Dallas | .....17-0 L       |
| 2010 | 9/12/2010  | ..... vs. Dallas | .....13-7 W       |
| 2010 | 12/19/2010 | ..... at Dallas  | .....33-30 L      |



|      |            |                  |                   |
|------|------------|------------------|-------------------|
| 2011 | 9/26/2011  | ..... at Dallas  | .....18-16 L      |
| 2011 | 11/20/2011 | ..... vs. Dallas | .....27-24 (OT) L |
| 2012 | 11/22/2012 | ..... at Dallas  | .....38-31 W      |
| 2012 | 12/30/2012 | ..... vs. Dallas | .....28-18 W      |
| 2013 | 10/13/2013 | ..... at Dallas  | .....31-16 L      |
| 2013 | 12/22/2013 | ..... vs. Dallas | .....24-23 L      |
| 2014 | 10/27/2014 | ..... at Dallas  | .....20-17 (OT) W |
| 2014 | 12/28/2014 | ..... vs. Dallas | .....44-17 L      |
| 2015 | 12/7/2015  | ..... vs. Dallas | .....19-16 L      |
| 2015 | 1/3/2016   | ..... at Dallas  | .....34-23 W      |
| 2016 | 9/18/2016  | ..... vs. Dallas | .....27-23 L      |
| 2016 | 11/24/2016 | ..... at Dallas  | .....31-26 L      |
| 2017 | 10/29/2017 | ..... vs. Dallas | .....33-19 L      |
| 2017 | 11/30/2017 | ..... at Dallas  | .....38-14 L      |
| 2018 | 10/21/2018 | ..... vs. Dallas | .....20-17 W      |
| 2018 | 11/22/2018 | ..... at Dallas  | .....31-23 L      |
| 2019 | 9/15/2019  | ..... vs. Dallas | .....31-21 L      |
| 2019 | 12/30/2019 | ..... at Dallas  | .....47-16 L      |

## DENVER



Overall series is tied, 7-7  
Cumulative score: Washington 340, Broncos 264

| YEAR | DATE       | GAME             | RESULT        |
|------|------------|------------------|---------------|
| 1970 | 11/1/1970  | ..... at Denver  | .....19-3 W   |
| 1974 | 9/30/1974  | ..... vs. Denver | .....30-3 W   |
| 1980 | 10/13/1980 | ..... at Denver  | .....20-17 L  |
| 1986 | 12/13/1986 | ..... at Denver  | .....31-30 L  |
| 1987 | 1/31/1988  | ..... vs. Denver | .....42-10 W* |
| 1989 | 11/20/1989 | ..... vs. Denver | .....14-10 L  |
| 1992 | 10/12/1992 | ..... vs. Denver | .....34-3 W   |
| 1995 | 9/17/1995  | ..... at Denver  | .....38-31 L  |
| 1998 | 9/27/1998  | ..... vs. Denver | .....38-16 L  |
| 2001 | 11/18/2001 | ..... at Denver  | .....17-10 W  |
| 2005 | 10/9/2005  | ..... at Denver  | .....21-19 L  |
| 2009 | 11/15/2009 | ..... vs. Denver | .....27-17 W  |
| 2013 | 10/27/2013 | ..... at Denver  | .....45-21 L  |
| 2017 | 12/24/2017 | ..... vs. Denver | .....27-11 W  |

## DETROIT



Washington leads overall series, 31-14  
Cumulative score: Washington 989, Lions 721

| YEAR | DATE       | GAME                 | RESULT            |
|------|------------|----------------------|-------------------|
| 1932 | 11/20/1932 | ..... at Portsmouth  | .....10-0 L       |
| 1933 | 10/15/1933 | ..... vs. Portsmouth | .....13-0 L       |
| 1934 | 10/17/1934 | ..... at Detroit     | .....24-0 L       |
| 1935 | 10/13/1935 | ..... vs. Detroit    | .....17-7 L       |
| 1935 | 10/30/1935 | ..... at Detroit     | .....14-0 L       |
| 1938 | 10/16/1938 | ..... at Detroit     | .....7-5 W        |
| 1939 | 11/26/1939 | ..... vs. Detroit    | .....31-7 W       |
| 1940 | 10/27/1940 | ..... at Detroit     | .....20-14 W      |
| 1942 | 11/29/1942 | ..... at Detroit     | .....15-3 W       |
| 1943 | 11/14/1943 | ..... vs. Detroit    | .....42-20 W      |
| 1946 | 10/6/1946  | ..... vs. Detroit    | .....17-16 W      |
| 1947 | 11/16/1947 | ..... at Detroit     | .....38-21 L      |
| 1948 | 11/14/1948 | ..... vs. Detroit    | .....46-21 W      |
| 1951 | 9/30/1951  | ..... at Detroit     | .....35-17 L      |
| 1956 | 11/11/1956 | ..... vs. Detroit    | .....18-17 W      |
| 1965 | 10/3/1965  | ..... at Detroit     | .....14-10 L      |
| 1968 | 12/15/1968 | ..... vs. Detroit    | .....14-3 W       |
| 1970 | 10/11/1970 | ..... vs. Detroit    | .....31-10 W      |
| 1973 | 11/22/1973 | ..... at Detroit     | .....20-0 W       |
| 1976 | 10/17/1976 | ..... vs. Detroit    | .....20-7 W       |
| 1978 | 10/8/1978  | ..... at Detroit     | .....21-19 W      |
| 1979 | 9/9/1979   | ..... at Detroit     | .....27-24 W      |
| 1981 | 11/8/1981  | ..... vs. Detroit    | .....33-31 W      |
| 1982 | 1/8/1983   | ..... vs. Detroit    | .....31-7 W*      |
| 1983 | 10/23/1983 | ..... vs. Detroit    | .....38-17 W      |
| 1984 | 11/11/1984 | ..... vs. Detroit    | .....28-14 W      |
| 1985 | 10/13/1985 | ..... vs. Detroit    | .....24-3 W       |
| 1987 | 11/15/1987 | ..... vs. Detroit    | .....20-13 W      |
| 1990 | 11/4/1990  | ..... at Detroit     | .....41-38 (OT) W |
| 1991 | 9/1/1991   | ..... vs. Detroit    | .....45-0 W       |
| 1991 | 1/12/1992  | ..... vs. Detroit    | .....41-10 W*     |
| 1992 | 9/20/1992  | ..... vs. Detroit    | .....13-10 W      |
| 1995 | 10/22/1995 | ..... vs. Detroit    | .....36-30 (OT) W |
| 1997 | 11/9/1997  | ..... vs. Detroit    | .....30-7 W       |
| 1999 | 12/5/1999  | ..... at Detroit     | .....33-17 L      |
| 1999 | 1/8/2000   | ..... vs. Detroit    | .....27-13 W*     |
| 2000 | 9/10/2000  | ..... at Detroit     | .....15-10 L      |
| 2004 | 11/7/2004  | ..... at Detroit     | .....17-10 W      |
| 2007 | 10/7/2007  | ..... vs. Detroit    | .....34-3 W       |
| 2008 | 10/26/2008 | ..... at Detroit     | .....25-17 W      |
| 2009 | 9/27/2009  | ..... at Detroit     | .....19-14 L      |
| 2010 | 10/31/2010 | ..... at Detroit     | .....37-25 L      |
| 2013 | 9/22/2013  | ..... vs. Detroit    | .....27-20 L      |
| 2016 | 10/23/2016 | ..... at Detroit     | .....20-17 L      |
| 2019 | 11/24/2019 | ..... vs. Detroit    | .....19-16 W      |

## GREEN BAY



Washington trails overall series, 16-21-1  
Cumulative score: Washington 635, Packers 742

| YEAR | DATE       | GAME                | RESULT            |
|------|------------|---------------------|-------------------|
| 1932 | 11/13/1932 | ..... vs. Green Bay | .....21-0 L       |
| 1933 | 9/17/1933  | ..... at Green Bay  | .....7-7          |
| 1933 | 11/19/1933 | ..... vs. Green Bay | .....20-7 W       |
| 1934 | 11/4/1934  | ..... vs. Green Bay | .....10-0 L       |
| 1936 | 10/11/1936 | ..... at Green Bay  | .....31-2 L       |
| 1936 | 11/8/1936  | ..... vs. Green Bay | .....7-3 L        |
| 1936 | 12/13/1936 | ..... vs. Green Bay | .....21-6 L*      |
| 1937 | 11/28/1937 | ..... vs. Green Bay | .....14-6 W       |
| 1939 | 10/29/1939 | ..... at Green Bay  | .....24-14 L      |
| 1941 | 11/30/1941 | ..... vs. Green Bay | .....22-17 L      |
| 1943 | 10/17/1943 | ..... at Green Bay  | .....33-7 W       |
| 1946 | 12/1/1946  | ..... vs. Green Bay | .....20-7 L       |
| 1947 | 10/19/1947 | ..... at Green Bay  | .....27-10 L      |
| 1948 | 10/24/1948 | ..... at Green Bay  | .....23-7 W       |
| 1949 | 12/4/1949  | ..... vs. Green Bay | .....30-0 W       |
| 1950 | 9/24/1950  | ..... at Green Bay  | .....35-21 W      |
| 1952 | 10/5/1952  | ..... at Green Bay  | .....35-20 L      |
| 1958 | 10/19/1958 | ..... vs. Green Bay | .....37-21 W      |
| 1959 | 11/22/1959 | ..... at Green Bay  | .....21-0 L       |
| 1968 | 11/24/1968 | ..... vs. Green Bay | .....27-7 L       |
| 1972 | 11/26/1972 | ..... vs. Green Bay | .....21-16 W      |
| 1972 | 12/24/1972 | ..... vs. Green Bay | .....16-3 W*      |
| 1974 | 11/3/1974  | ..... at Green Bay  | .....17-6 W       |
| 1977 | 11/21/1977 | ..... vs. Green Bay | .....10-9 W       |
| 1979 | 12/2/1979  | ..... vs. Green Bay | .....38-21 W      |
| 1983 | 10/17/1983 | ..... at Green Bay  | .....48-47 L      |
| 1986 | 11/9/1986  | ..... at Green Bay  | .....16-7 W       |
| 1988 | 10/23/1988 | ..... at Green Bay  | .....20-17 W      |
| 2001 | 9/24/2001  | ..... at Green Bay  | .....37-0 L       |
| 2002 | 10/20/2002 | ..... at Green Bay  | .....30-9 L       |
| 2004 | 10/31/2004 | ..... vs. Green Bay | .....28-14 L      |
| 2007 | 10/14/2007 | ..... at Green Bay  | .....17-14 L      |
| 2010 | 10/10/2010 | ..... vs. Green Bay | .....16-13 (OT) W |
| 2013 | 9/15/2013  | ..... at Green Bay  | .....38-20 L      |
| 2015 | 1/10/2016  | ..... vs. Green Bay | .....35-18 L*     |
| 2016 | 11/20/2016 | ..... vs. Green Bay | .....42-24 W      |
| 2018 | 9/23/2018  | ..... vs. Green Bay | .....31-17 W      |
| 2019 | 12/8/2019  | ..... at Green Bay  | .....20-15 L      |



# SERIES HISTORIES

## HOUSTON



Washington trails overall series, 2-3

Cumulative score: Washington 111, Texans 95

| YEAR | DATE       | GAME        | RESULT       |
|------|------------|-------------|--------------|
| 2002 | 12/22/2002 | vs. Houston | 26-10 W      |
| 2006 | 9/24/2006  | at Houston  | 31-15 W      |
| 2010 | 9/19/2010  | vs. Houston | 30-27 (OT) L |
| 2014 | 9/7/2014   | at Houston  | 17-6 L       |
| 2018 | 11/18/2018 | vs. Houston | 23-21 L      |

## INDIANAPOLIS



Washington trails overall series, 10-21

Cumulative score: Washington 611, Colts 801

| YEAR | DATE       | GAME             | RESULT  |
|------|------------|------------------|---------|
| 1953 | 10/25/1953 | at Baltimore     | 27-17 L |
| 1954 | 10/31/1954 | vs. Baltimore    | 24-21 W |
| 1955 | 10/23/1955 | at Baltimore     | 14-13 W |
| 1956 | 12/23/1956 | at Baltimore     | 19-17 L |
| 1957 | 11/10/1957 | vs. Baltimore    | 21-17 L |
| 1958 | 10/26/1958 | at Baltimore     | 35-10 L |
| 1959 | 11/8/1959  | vs. Baltimore    | 27-24 W |
| 1960 | 9/25/1960  | at Baltimore     | 20-0 L  |
| 1961 | 11/26/1961 | vs. Baltimore    | 27-6 L  |
| 1962 | 12/8/1962  | at Baltimore     | 34-21 L |
| 1963 | 12/1/1963  | vs. Baltimore    | 36-20 W |
| 1964 | 12/13/1964 | at Baltimore     | 45-17 L |
| 1965 | 10/17/1965 | vs. Baltimore    | 39-7 W  |
| 1966 | 11/6/1966  | at Baltimore     | 37-10 L |
| 1967 | 10/29/1967 | vs. Baltimore    | 17-13 L |
| 1969 | 11/2/1969  | at Baltimore     | 41-17 L |
| 1973 | 11/18/1973 | vs. Baltimore    | 22-14 W |
| 1977 | 11/7/1977  | at Baltimore     | 10-3 L  |
| 1978 | 11/6/1978  | at Baltimore     | 21-17 L |
| 1981 | 12/13/1981 | vs. Baltimore    | 39-14 W |
| 1984 | 10/7/1984  | at Indianapolis  | 35-7 W  |
| 1990 | 12/22/1990 | at Indianapolis  | 35-28 L |
| 1993 | 11/7/1993  | vs. Indianapolis | 30-24 W |
| 1994 | 10/23/1994 | at Indianapolis  | 41-27 W |
| 1996 | 10/27/1996 | vs. Indianapolis | 31-16 W |
| 1999 | 12/19/1999 | at Indianapolis  | 24-21 L |
| 2002 | 10/27/2002 | vs. Indianapolis | 26-21 W |
| 2006 | 10/22/2006 | at Indianapolis  | 36-22 L |
| 2010 | 10/17/2010 | vs. Indianapolis | 27-24 L |
| 2014 | 11/30/2014 | at Indianapolis  | 49-27 L |
| 2018 | 9/16/2018  | vs. Indianapolis | 21-9 L  |

## JACKSONVILLE



Washington leads overall series, 6-1

Cumulative score: Washington 179, Jaguars 124

| YEAR | DATE       | GAME             | RESULT       |
|------|------------|------------------|--------------|
| 1997 | 9/28/1997  | vs. Jacksonville | 24-12 W      |
| 2000 | 10/22/2000 | at Jacksonville  | 35-16 W      |
| 2002 | 11/10/2002 | at Jacksonville  | 26-7 L       |
| 2006 | 10/1/2006  | vs. Jacksonville | 36-30 (OT) W |
| 2010 | 12/26/2010 | at Jacksonville  | 20-17 (OT) W |
| 2014 | 9/14/2014  | vs. Jacksonville | 41-10 W      |
| 2018 | 12/16/2018 | at Jacksonville  | 16-13 W      |

## KANSAS CITY



Washington trails overall series, 1-9

Cumulative score: Washington 166, Chiefs 292

| YEAR | DATE       | GAME            | RESULT  |
|------|------------|-----------------|---------|
| 1971 | 10/24/1971 | at Kansas City  | 27-20 L |
| 1976 | 10/10/1976 | vs. Kansas City | 33-30 L |
| 1983 | 9/18/1983  | vs. Kansas City | 27-12 W |
| 1992 | 11/15/1992 | at Kansas City  | 35-16 L |
| 1995 | 11/5/1995  | at Kansas City  | 24-3 L  |
| 2001 | 9/30/2001  | vs. Kansas City | 45-13 L |
| 2005 | 10/16/2005 | at Kansas City  | 28-21 L |
| 2009 | 10/18/2009 | vs. Kansas City | 14-6 L  |
| 2013 | 12/8/2013  | vs. Kansas City | 45-10 L |
| 2017 | 10/2/2017  | at Kansas City  | 29-20 L |

## LA CHARGERS



Washington leads overall series, 7-4

Cumulative score: Washington 268, Chargers 239

| YEAR | DATE       | GAME           | RESULT       |
|------|------------|----------------|--------------|
| 1973 | 9/16/1973  | vs. San Diego  | 38-0 W       |
| 1980 | 12/7/1980  | vs. San Diego  | 40-17 W      |
| 1983 | 10/31/1983 | at San Diego   | 27-24 W      |
| 1986 | 9/21/1986  | at San Diego   | 30-27 W      |
| 1989 | 12/10/1989 | vs. San Diego  | 26-21 W      |
| 1998 | 12/6/1998  | vs. San Diego  | 24-20 W      |
| 2001 | 9/9/2001   | at San Diego   | 30-3 L       |
| 2005 | 11/27/2005 | vs. San Diego  | 23-17 (OT) L |
| 2009 | 1/3/2010   | at San Diego   | 23-20 L      |
| 2013 | 11/3/2013  | vs. San Diego  | 30-24 (OT) W |
| 2017 | 12/10/2017 | at Los Angeles | 30-13 L      |

## LA RAMS



Washington leads overall series, 26-13-1

Cumulative score: Washington 931, Rams 739

| YEAR | DATE       | GAME            | RESULT       |
|------|------------|-----------------|--------------|
| 1937 | 11/21/1937 | at Cleveland    | 16-7 W       |
| 1938 | 9/25/1938  | vs. Cleveland   | 37-13 W      |
| 1941 | 10/26/1941 | vs. Cleveland   | 17-13 W      |
| 1942 | 10/11/1942 | vs. Cleveland   | 33-14 W      |
| 1944 | 11/5/1944  | vs. Cleveland   | 14-10 W      |
| 1945 | 12/16/1945 | at Cleveland    | 15-14 L*     |
| 1948 | 12/5/1948  | vs. Los Angeles | 41-13 L      |
| 1949 | 12/11/1949 | at Los Angeles  | 53-27 L      |
| 1951 | 11/25/1951 | vs. Los Angeles | 31-21 W      |
| 1962 | 10/7/1962  | vs. Los Angeles | 20-14 W      |
| 1963 | 9/21/1963  | at Los Angeles  | 37-14 W      |
| 1967 | 10/22/1967 | at Los Angeles  | 28-28        |
| 1969 | 11/30/1969 | vs. Los Angeles | 24-13 L      |
| 1971 | 12/13/1971 | at Los Angeles  | 38-24 W      |
| 1974 | 12/9/1974  | at Los Angeles  | 23-17 W      |
| 1974 | 12/22/1974 | at Los Angeles  | 19-10 L*     |
| 1977 | 12/17/1977 | vs. Los Angeles | 17-14 W      |
| 1981 | 12/20/1981 | at Los Angeles  | 30-7 W       |
| 1983 | 11/20/1983 | at Los Angeles  | 42-20 W      |
| 1983 | 1/1/1984   | vs. Los Angeles | 51-7 W*      |
| 1986 | 9/22/1986  | vs. Los Angeles | 19-7 W*      |
| 1987 | 11/23/1987 | vs. Los Angeles | 30-26 L      |
| 1991 | 12/1/1991  | at Los Angeles  | 27-6 W       |
| 1993 | 11/21/1993 | at Los Angeles  | 10-6 L       |
| 1994 | 12/24/1994 | at Los Angeles  | 24-21 W      |
| 1995 | 12/17/1995 | at St. Louis    | 35-23 W      |
| 1996 | 9/22/1996  | at St. Louis    | 17-10 W      |
| 1997 | 11/30/1997 | vs. St. Louis   | 23-20 W      |
| 2000 | 11/20/2000 | at St. Louis    | 33-20 W      |
| 2002 | 11/24/2002 | vs. St. Louis   | 20-17 W      |
| 2005 | 12/4/2005  | at St. Louis    | 24-9 W       |
| 2006 | 12/24/2006 | at St. Louis    | 37-31 (OT) L |

|      |            |                |         |
|------|------------|----------------|---------|
| 2008 | 10/12/2008 | vs. St. Louis  | 19-17 L |
| 2009 | 9/20/2009  | vs. St. Louis  | 9-7 W   |
| 2010 | 9/26/2010  | at St. Louis   | 30-16 L |
| 2011 | 10/2/2011  | at St. Louis   | 17-10 W |
| 2012 | 9/16/2012  | at St. Louis   | 31-28 L |
| 2014 | 12/7/2014  | vs. St. Louis  | 24-0 L  |
| 2015 | 9/20/2015  | vs. St. Louis  | 24-10 W |
| 2017 | 9/17/2017  | at Los Angeles | 27-20 W |


## MIAMI



Washington trails overall series, 6-9

Cumulative score: Washington 250, Dolphins 272

| YEAR | DATE       | GAME      | RESULT   |
|------|------------|-----------|----------|
| 1972 | 1/14/1973  | vs. Miami | 14-7 L*  |
| 1974 | 10/13/1974 | vs. Miami | 20-17 W  |
| 1978 | 12/3/1978  | vs. Miami | 16-0 L   |
| 1981 | 10/18/1981 | at Miami  | 13-10 L  |
| 1982 | 1/30/1983  | vs. Miami | 27-17 W* |



|      |            |           |              |
|------|------------|-----------|--------------|
| 1984 | 9/2/1984   | vs. Miami | 35-17 L      |
| 1987 | 12/20/1987 | at Miami  | 23-21 L      |
| 1990 | 12/2/1990  | vs. Miami | 42-20 W      |
| 1993 | 10/4/1993  | at Miami  | 17-10 L      |
| 1999 | 1/2/2000   | vs. Miami | 21-10 W      |
| 2003 | 11/23/2003 | at Miami  | 24-23 L      |
| 2007 | 9/9/2007   | vs. Miami | 16-13 (OT) W |
| 2011 | 11/3/2011  | at Miami  | 20-9 L       |
| 2015 | 9/13/2015  | vs. Miami | 17-10 L      |
| 2019 | 10/13/19   | at Miami  | 17-16 W      |

## MINNESOTA



Washington trails overall series, 13-14

Cumulative score: Washington 592, Vikings 643

| YEAR | DATE       | GAME          | RESULT       |
|------|------------|---------------|--------------|
| 1968 | 11/3/1968  | at Minnesota  | 27-14 L      |
| 1970 | 11/8/1970  | vs. Minnesota | 19-10 L      |
| 1972 | 9/18/1972  | at Minnesota  | 24-21 W      |
| 1973 | 12/22/1973 | at Minnesota  | 27-20 L*     |
| 1975 | 11/30/1975 | vs. Minnesota | 31-30 W      |
| 1976 | 12/18/1976 | at Minnesota  | 35-20 L*     |
| 1980 | 11/2/1980  | vs. Minnesota | 39-14 L      |
| 1982 | 1/15/1983  | vs. Minnesota | 21-7 W*      |
| 1984 | 11/29/1984 | at Minnesota  | 31-17 W      |
| 1986 | 11/2/1986  | vs. Minnesota | 44-38 (OT) W |
| 1987 | 12/26/1987 | at Minnesota  | 27-24 (OT) W |
| 1987 | 1/17/1988  | vs. Minnesota | 17-10 W*     |
| 1992 | 10/25/1992 | at Minnesota  | 15-13 W      |
| 1992 | 1/2/1993   | at Minnesota  | 24-7 W*      |
| 1993 | 12/31/1993 | vs. Minnesota | 14-9 L       |
| 1998 | 10/18/1998 | at Minnesota  | 41-7 L       |
| 2004 | 1/2/2005   | vs. Minnesota | 21-18 W      |
| 2006 | 9/11/2006  | vs. Minnesota | 19-16 L      |
| 2007 | 12/23/2007 | at Minnesota  | 32-21 W      |
| 2010 | 11/28/2010 | vs. Minnesota | 17-13 L      |
| 2011 | 12/24/2011 | vs. Minnesota | 33-26 W      |
| 2012 | 10/14/2012 | vs. Minnesota | 38-26 W      |
| 2013 | 11/7/2013  | at Minnesota  | 34-27 L      |

# SERIES HISTORIES

|      |               |                     |               |
|------|---------------|---------------------|---------------|
| 2014 | ...11/2/2014  | ..... at Minnesota  | ..... 29-26 L |
| 2016 | ...11/13/2016 | ..... vs. Minnesota | ..... 26-20 W |
| 2017 | ...11/12/2017 | ..... vs. Minnesota | ..... 38-30 L |
| 2019 | ...10/24/2019 | ..... at Minnesota  | ..... 19-9 L  |

## NEW ENGLAND



Washington leads overall series, 6-5  
Cumulative score: Washington 212, Patriots 265

| YEAR | DATE       | GAME                  | RESULT        |
|------|------------|-----------------------|---------------|
| 1972 | 10/1/1972  | ..... at New England  | ..... 24-23 L |
| 1976 | 9/3/1976   | ..... at New England  | ..... 16-14 W |
| 1981 | 10/25/1981 | ..... vs. New England | ..... 24-22 W |
| 1984 | 9/23/1984  | ..... at New England  | ..... 26-10 W |
| 1990 | 12/15/1990 | ..... at New England  | ..... 25-10 W |
| 1996 | 10/13/1996 | ..... at New England  | ..... 27-22 W |
| 2003 | 9/28/2003  | ..... vs. New England | ..... 20-17 W |
| 2007 | 10/28/2007 | ..... at New England  | ..... 52-7 L  |
| 2011 | 12/11/2011 | ..... vs. New England | ..... 34-27 L |
| 2015 | 11/8/2015  | ..... at New England  | ..... 27-10 L |
| 2019 | 10/6/2019  | ..... vs. New England | ..... 33-7 L  |

## NEW ORLEANS



Washington leads overall series, 17-10  
Cumulative score: Washington 659, Saints 557

| YEAR | DATE       | GAME                  | RESULT             |
|------|------------|-----------------------|--------------------|
| 1967 | 9/24/1967  | ..... at New Orleans  | ..... 30-10 W      |
| 1967 | 12/17/1967 | ..... vs. New Orleans | ..... 30-14 L      |
| 1968 | 9/22/1968  | ..... at New Orleans  | ..... 37-17 L      |
| 1969 | 9/21/1969  | ..... at New Orleans  | ..... 26-20 W      |
| 1969 | 12/14/1969 | ..... vs. New Orleans | ..... 17-14 W      |
| 1971 | 10/31/1971 | ..... vs. New Orleans | ..... 24-14 W      |
| 1973 | 10/28/1973 | ..... at New Orleans  | ..... 49-13 L      |
| 1975 | 9/21/1975  | ..... vs. New Orleans | ..... 41-3 W       |
| 1979 | 10/28/1979 | ..... vs. New Orleans | ..... 14-10 L      |
| 1980 | 10/26/1980 | ..... vs. New Orleans | ..... 22-14 W      |
| 1982 | 12/26/1982 | ..... at New Orleans  | ..... 27-10 W      |
| 1986 | 10/5/1986  | ..... at New Orleans  | ..... 14-6 W       |
| 1988 | 11/6/1988  | ..... vs. New Orleans | ..... 27-24 W      |
| 1989 | 10/1/1989  | ..... at New Orleans  | ..... 16-14 W      |
| 1990 | 11/18/1990 | ..... vs. New Orleans | ..... 31-17 W      |
| 1992 | 11/23/1992 | ..... at New Orleans  | ..... 20-3 L       |
| 1994 | 9/11/1994  | ..... at New Orleans  | ..... 38-24 W      |
| 2001 | 12/30/2001 | ..... at New Orleans  | ..... 40-10 W      |
| 2002 | 10/13/2002 | ..... vs. New Orleans | ..... 43-27 W      |
| 2003 | 11/30/2003 | ..... vs. New Orleans | ..... 24-20 L      |
| 2006 | 12/17/2006 | ..... at New Orleans  | ..... 16-10 W      |
| 2008 | 9/14/2008  | ..... vs. New Orleans | ..... 29-24 W      |
| 2009 | 12/6/2009  | ..... vs. New Orleans | ..... 33-30 [OT] L |
| 2012 | 9/9/2012   | ..... at New Orleans  | ..... 40-32 W      |
| 2015 | 11/15/2015 | ..... vs. New Orleans | ..... 47-14 W      |
| 2017 | 11/19/2017 | ..... at New Orleans  | ..... 34-31 [OT] L |
| 2018 | 10/8/2018  | ..... at New Orleans  | ..... 43-19 L      |

## NY GIANTS



Washington trails overall series, 69-103-4  
Cumulative score: Washington 3,147, Giants 3,573

| YEAR | DATE       | GAME                | RESULT        |
|------|------------|---------------------|---------------|
| 1932 | 10/9/1932  | ..... vs. NY Giants | ..... 14-6 W  |
| 1932 | 10/23/1932 | ..... at NY Giants  | ..... 0-0     |
| 1933 | 10/8/1933  | ..... vs. NY Giants | ..... 21-20 W |
| 1933 | 11/12/1933 | ..... at NY Giants  | ..... 7-0 L   |
| 1934 | 10/7/1934  | ..... vs. NY Giants | ..... 16-13 L |
| 1934 | 11/25/1934 | ..... at NY Giants  | ..... 3-0 L   |
| 1935 | 10/6/1935  | ..... vs. NY Giants | ..... 20-12 L |
| 1935 | 10/20/1935 | ..... at NY Giants  | ..... 17-6 L  |
| 1936 | 10/4/1936  | ..... vs. NY Giants | ..... 7-0 L   |
| 1936 | 12/6/1936  | ..... at NY Giants  | ..... 14-0 W  |

|      |            |                     |               |
|------|------------|---------------------|---------------|
| 1937 | 9/16/1937  | ..... vs. NY Giants | ..... 13-3 W  |
| 1937 | 12/5/1937  | ..... at NY Giants  | ..... 49-14 W |
| 1938 | 10/9/1938  | ..... vs. NY Giants | ..... 10-7 L  |
| 1938 | 12/4/1938  | ..... at NY Giants  | ..... 36-0 L  |
| 1939 | 10/1/1939  | ..... vs. NY Giants | ..... 0-0     |
| 1939 | 12/3/1939  | ..... at NY Giants  | ..... 9-7 L   |
| 1940 | 9/22/1940  | ..... vs. NY Giants | ..... 21-7 W  |
| 1940 | 11/24/1940 | ..... at NY Giants  | ..... 21-7 L  |
| 1941 | 9/28/1941  | ..... vs. NY Giants | ..... 17-10 L |
| 1941 | 11/23/1941 | ..... at NY Giants  | ..... 20-13 L |
| 1942 | 9/27/1942  | ..... vs. NY Giants | ..... 14-7 L  |
| 1942 | 11/15/1942 | ..... at NY Giants  | ..... 14-7 W  |
| 1943 | 12/5/1943  | ..... at NY Giants  | ..... 14-10 L |
| 1943 | 12/12/1943 | ..... vs. NY Giants | ..... 31-7 L  |
| 1943 | 12/19/1943 | ..... at NY Giants  | ..... 28-0 W* |
| 1944 | 12/3/1944  | ..... at NY Giants  | ..... 16-13 L |
| 1944 | 12/10/1944 | ..... vs. NY Giants | ..... 31-0 L  |
| 1945 | 10/28/1945 | ..... at NY Giants  | ..... 24-14 W |
| 1945 | 12/9/1945  | ..... vs. NY Giants | ..... 17-0 W  |
| 1946 | 10/13/1946 | ..... vs. NY Giants | ..... 24-14 W |
| 1946 | 12/8/1946  | ..... at NY Giants  | ..... 31-0 L  |
| 1947 | 10/12/1947 | ..... vs. NY Giants | ..... 28-20 W |
| 1947 | 12/7/1947  | ..... at NY Giants  | ..... 35-10 L |
| 1948 | 10/3/1948  | ..... vs. NY Giants | ..... 41-10 W |
| 1948 | 12/12/1948 | ..... at NY Giants  | ..... 28-21 W |
| 1949 | 10/9/1949  | ..... vs. NY Giants | ..... 45-35 L |
| 1949 | 11/27/1949 | ..... at NY Giants  | ..... 23-7 L  |
| 1950 | 10/8/1950  | ..... vs. NY Giants | ..... 21-17 L |
| 1950 | 11/5/1950  | ..... at NY Giants  | ..... 24-21 L |
| 1951 | 10/7/1951  | ..... vs. NY Giants | ..... 35-14 L |
| 1951 | 11/11/1951 | ..... at NY Giants  | ..... 28-14 L |
| 1952 | 11/23/1952 | ..... vs. NY Giants | ..... 14-10 L |
| 1952 | 12/7/1952  | ..... at NY Giants  | ..... 27-17 W |
| 1953 | 10/11/1953 | ..... vs. NY Giants | ..... 13-9 W  |
| 1953 | 11/22/1953 | ..... at NY Giants  | ..... 24-21 W |
| 1954 | 10/10/1954 | ..... vs. NY Giants | ..... 51-21 L |
| 1954 | 10/24/1954 | ..... at NY Giants  | ..... 24-7 L  |
| 1955 | 10/30/1955 | ..... at NY Giants  | ..... 35-7 L  |
| 1955 | 12/4/1955  | ..... vs. NY Giants | ..... 27-20 L |
| 1956 | 11/18/1956 | ..... vs. NY Giants | ..... 33-7 W  |
| 1956 | 12/2/1956  | ..... at NY Giants  | ..... 28-14 L |
| 1957 | 10/13/1957 | ..... vs. NY Giants | ..... 24-20 L |
| 1957 | 10/27/1957 | ..... at NY Giants  | ..... 31-14 W |
| 1958 | 10/12/1958 | ..... vs. NY Giants | ..... 21-14 L |
| 1958 | 11/23/1958 | ..... at NY Giants  | ..... 30-0 L  |
| 1959 | 11/29/1959 | ..... at NY Giants  | ..... 45-14 L |
| 1959 | 12/13/1959 | ..... vs. NY Giants | ..... 24-10 L |
| 1960 | 10/16/1960 | ..... at NY Giants  | ..... 24-24   |
| 1960 | 12/11/1960 | ..... vs. NY Giants | ..... 17-3 L  |
| 1961 | 10/1/1961  | ..... vs. NY Giants | ..... 24-21 L |
| 1961 | 11/5/1961  | ..... at NY Giants  | ..... 53-0 L  |
| 1962 | 10/28/1962 | ..... at NY Giants  | ..... 49-34 L |
| 1962 | 11/25/1962 | ..... vs. NY Giants | ..... 42-24 L |
| 1963 | 10/6/1963  | ..... vs. NY Giants | ..... 24-14 L |
| 1963 | 12/8/1963  | ..... at NY Giants  | ..... 44-14 L |
| 1964 | 9/25/1964  | ..... at NY Giants  | ..... 13-10 L |
| 1964 | 11/29/1964 | ..... vs. NY Giants | ..... 36-21 W |
| 1965 | 11/7/1965  | ..... at NY Giants  | ..... 23-7 W  |
| 1965 | 12/12/1965 | ..... vs. NY Giants | ..... 27-10 L |
| 1966 | 10/16/1966 | ..... at NY Giants  | ..... 13-10 L |
| 1966 | 11/27/1966 | ..... vs. NY Giants | ..... 72-41 W |
| 1967 | 10/1/1967  | ..... vs. NY Giants | ..... 38-34 W |
| 1968 | 9/29/1968  | ..... vs. NY Giants | ..... 48-21 L |
| 1968 | 10/27/1968 | ..... vs. NY Giants | ..... 13-10 L |
| 1969 | 10/19/1969 | ..... vs. NY Giants | ..... 20-14 W |
| 1970 | 11/15/1970 | ..... at NY Giants  | ..... 35-33 L |
| 1970 | 11/29/1970 | ..... vs. NY Giants | ..... 27-24 L |
| 1971 | 9/26/1971  | ..... at NY Giants  | ..... 30-3 W  |
| 1971 | 12/5/1971  | ..... vs. NY Giants | ..... 23-7 W  |
| 1972 | 10/29/1972 | ..... at NY Giants  | ..... 23-16 W |
| 1972 | 11/12/1972 | ..... vs. NY Giants | ..... 27-13 W |
| 1973 | 10/14/1973 | ..... at NY Giants  | ..... 21-3 W  |
| 1973 | 12/2/1973  | ..... vs. NY Giants | ..... 27-24 W |
| 1974 | 9/15/1974  | ..... at NY Giants  | ..... 13-10 W |
| 1974 | 10/20/1974 | ..... vs. NY Giants | ..... 24-3 W  |
| 1975 | 9/28/1975  | ..... vs. NY Giants | ..... 49-13 W |
| 1975 | 11/9/1975  | ..... at NY Giants  | ..... 21-13 W |
| 1976 | 9/12/1976  | ..... vs. NY Giants | ..... 19-17 W |
| 1976 | 11/14/1976 | ..... at NY Giants  | ..... 12-9 L  |
| 1977 | 9/18/1977  | ..... at NY Giants  | ..... 20-17 L |
| 1977 | 10/23/1977 | ..... vs. NY Giants | ..... 17-6 L  |

|      |            |                     |                    |
|------|------------|---------------------|--------------------|
| 1978 | 10/22/1978 | ..... at NY Giants  | ..... 17-6 L       |
| 1978 | 11/12/1978 | ..... vs. NY Giants | ..... 16-13 [OT] W |
| 1979 | 9/17/1979  | ..... vs. NY Giants | ..... 27-0 W       |
| 1979 | 11/25/1979 | ..... at NY Giants  | ..... 14-6 L       |
| 1980 | 9/14/1980  | ..... at NY Giants  | ..... 23-21 W      |
| 1980 | 12/13/1980 | ..... vs. NY Giants | ..... 16-13 W      |
| 1981 | 9/13/1981  | ..... vs. NY Giants | ..... 17-7 L       |
| 1981 | 11/15/1981 | ..... at NY Giants  | ..... 30-27 [OT] W |
| 1982 | 11/21/1982 | ..... at NY Giants  | ..... 27-17 W      |
| 1982 | 12/19/1982 | ..... vs. NY Giants | ..... 15-14 W      |
| 1983 | 11/13/1983 | ..... at NY Giants  | ..... 33-17 W      |
| 1983 | 12/17/1983 | ..... vs. NY Giants | ..... 31-22 W      |
| 1984 | 9/16/1984  | ..... vs. NY Giants | ..... 30-14 W      |
| 1984 | 10/28/1984 | ..... at NY Giants  | ..... 37-13 L      |
| 1985 | 10/20/1985 | ..... at NY Giants  | ..... 17-3 L       |
| 1985 | 11/18/1985 | ..... vs. NY Giants | ..... 23-21 W      |
| 1986 | 10/27/1986 | ..... at NY Giants  | ..... 27-20 L      |
| 1986 | 12/7/1986  | ..... vs. NY Giants | ..... 24-14 L      |
| 1986 | 1/11/1987  | ..... at NY Giants  | ..... 17-0 L*      |
| 1987 | 10/11/1987 | ..... at NY Giants  | ..... 38-12 W      |
| 1987 | 11/29/1987 | ..... vs. NY Giants | ..... 23-19 W      |
| 1988 | 9/5/1988   | ..... at NY Giants  | ..... 27-20 L      |
| 1988 | 10/2/1988  | ..... vs. NY Giants | ..... 24-23 L      |
| 1989 | 9/11/1989  | ..... vs. NY Giants | ..... 27-24 L      |
| 1989 | 10/15/1989 | ..... at NY Giants  | ..... 20-17 L      |
| 1990 | 10/14/1990 | ..... vs. NY Giants | ..... 24-20 L      |
| 1990 | 10/28/1990 | ..... at NY Giants  | ..... 21-10 L      |
| 1991 | 10/27/1991 | ..... at NY Giants  | ..... 17-13 W      |
| 1991 | 12/15/1991 | ..... vs. NY Giants | ..... 34-17 W      |
| 1992 | 11/1/1992  | ..... vs. NY Giants | ..... 24-7 L       |
| 1992 | 12/6/1992  | ..... at NY Giants  | ..... 28-10 W      |
| 1993 | 10/10/1993 | ..... vs. NY Giants | ..... 41-7 L       |
| 1993 | 11/14/1993 | ..... at NY Giants  | ..... 20-6 L       |
| 1994 | 9/18/1994  | ..... at NY Giants  | ..... 31-23 L      |
| 1994 | 11/27/1994 | ..... vs. NY Giants | ..... 21-19 L      |
| 1995 | 10/29/1995 | ..... vs. NY Giants | ..... 24-15 L      |
| 1995 | 12/10/1995 | ..... at NY Giants  | ..... 20-13 L      |
| 1996 | 9/15/1996  | ..... at NY Giants  | ..... 31-10 W      |
| 1996 | 10/20/1996 | ..... vs. NY Giants | ..... 31-21 W      |
| 1997 | 11/23/1997 | ..... vs. NY Giants | ..... 7-7 [OT]     |
| 1997 | 12/13/1997 | ..... at NY Giants  | ..... 30-10 L      |
| 1998 | 9/6/1998   | ..... at NY Giants  | ..... 31-24 L      |
| 1998 | 11/1/1998  | ..... vs. NY Giants | ..... 21-14 W      |
| 1999 | 9/19/1999  | ..... at NY Giants  | ..... 50-21 W      |
| 1999 | 11/21/1999 | ..... vs. NY Giants | ..... 23-13 W      |
| 2000 | 9/24/2000  | ..... at NY Giants  | ..... 16-6 W       |
| 2000 | 12/3/2000  | ..... vs. NY Giants | ..... 9-7 L        |
| 2001 | 10/7/2001  | ..... at NY Giants  | ..... 23-9 L       |
| 2001 | 10/28/2001 | ..... vs. NY Giants | ..... 35-21 W      |
| 2002 | 11/17/2002 | ..... at NY Giants  | ..... 19-17 L      |
| 2002 | 12/8/2002  | ..... vs. NY Giants | ..... 27-21 L      |
| 2003 | 9/21/2003  | ..... vs. NY Giants | ..... 24-21 [OT] L |
| 2003 | 12/7/2003  | ..... at NY Giants  | ..... 20-7 W       |
| 2004 | 9/19/2004  | ..... at NY Giants  | ..... 20-14 L      |
| 2004 | 12/5/2004  | ..... vs. NY Giants | ..... 31-7 W       |
| 2005 | 10/30/2005 | ..... at NY Giants  | ..... 36-0 L       |
| 2005 | 12/24/2005 | ..... vs. NY Giants | ..... 35-20 W      |
| 2006 | 10/8/2006  | ..... at NY Giants  | ..... 19-3 L       |
| 2006 | 12/30/2006 | ..... vs. NY Giants | ..... 34-28 L      |
| 2007 | 9/23/2007  | ..... vs. NY Giants | ..... 24-17 L      |
| 2007 | 12/16/2007 | ..... at NY Giants  | ..... 22-10 W      |
| 2008 | 9/4/2008   | ..... at NY Giants  | ..... 16-7 L       |
| 2008 | 11/30/2008 | ..... vs. NY Giants | ..... 23-7 L       |
| 2009 | 9/13/2009  | ..... at NY Giants  | ..... 23-17 L      |
| 2009 | 12/21/2009 | ..... vs. NY Giants | ..... 45-12 L      |
| 2010 | 12/5/2010  | ..... at NY Giants  | ..... 31-7 L       |
| 2010 | 1/2/2011   | ..... vs. NY Giants | ..... 17-14 L      |
| 2011 | 9/11/2011  | ..... vs. NY Giants | ..... 28-14 W      |
| 2011 | 12/18/2011 | ..... at NY Giants  | ..... 23-10 W      |
| 2012 | 10/21/2012 | ..... at NY Giants  | ..... 27-23 L      |
| 2012 | 12/3/2012  | ..... vs. NY Giants | ..... 17-16 W      |
| 2013 | 12/1/2013  | ..... vs. NY Giants | ..... 24-17 L      |
| 2013 | 12/29/2013 | ..... at NY Giants  | ..... 20-6 L       |
| 2014 | 9/25/2014  | ..... vs. NY Giants | ..... 45-14 L      |
| 2014 | 12/14/2014 | ..... at NY Giants  | ..... 24-13 L      |
| 2015 | 9/24/2015  | ..... at NY Giants  | ..... 32-21 L      |
| 2015 | 11/29/2015 | ..... vs. NY Giants | ..... 20-14 W      |
| 2016 | 9/25/2016  | ..... at NY Giants  | ..... 29-27 W      |
| 2016 | 1/1/2017   | ..... vs. NY Giants | ..... 19-10 L      |
| 2017 | 11/23/2017 | ..... vs. NY Giants | ..... 20-10 W      |
| 2017 | 12/31/2017 | ..... at NY Giants  | ..... 18-10 L      |

# SERIES HISTORIES

2018 ... 10/28/2018 ... at NY Giants ..... 20-13 W  
 2018 ... 12/9/2018 ... vs. NY Giants ..... 40-16 L  
 2019 ... 9/29/2019 ... at NY Giants ..... 24-3 L  
 2019 ... 12/22/2019 ... vs. NY Giants ..... 41-35 [OT] L

## NY JETS



Washington leads overall series, 8-4

Cumulative score: Washington 265, Jets 226

| YEAR | DATE       | GAME        | RESULT       |
|------|------------|-------------|--------------|
| 1972 | 11/5/1972  | at NY Jets  | 35-17 W      |
| 1976 | 12/5/1976  | at NY Jets  | 37-16 W      |
| 1976 | 9/24/1976  | vs. NY Jets | 23-3 W       |
| 1987 | 10/25/1987 | vs. NY Jets | 17-16 W      |
| 1993 | 12/11/1993 | vs. NY Jets | 3-0 L        |
| 1996 | 9/29/1996  | vs. NY Jets | 31-16 W      |
| 1999 | 9/26/1999  | at NY Jets  | 27-20 W      |
| 2003 | 9/4/2003   | vs. NY Jets | 16-13 W      |
| 2007 | 11/4/2007  | at NY Jets  | 23-20 [OT] W |
| 2011 | 12/4/2011  | vs. NY Jets | 34-19 L      |
| 2015 | 10/18/2015 | at NY Jets  | 34-20 W      |
| 2019 | 11/17/2019 | vs. NY Jets | 34-17 L      |

## OAKLAND



Washington trails overall series, 6-8

Cumulative score: Washington 299, Raiders 313

| YEAR | DATE       | GAME            | RESULT       |
|------|------------|-----------------|--------------|
| 1970 | 10/19/1970 | at Oakland      | 34-20 L      |
| 1975 | 11/23/1975 | vs. Oakland     | 26-23 [OT] L |
| 1980 | 12/4/2011  | at Oakland      | 24-21 L      |
| 1983 | 10/2/1983  | vs. Los Angeles | 37-35 W      |
| 1983 | 1/22/1984  | vs. Los Angeles | 38-9 L*      |
| 1986 | 9/14/1986  | vs. Los Angeles | 10-6 W       |
| 1989 | 10/29/1989 | at Los Angeles  | 37-24 L      |
| 1992 | 12/26/1992 | vs. Los Angeles | 21-20 L      |
| 1995 | 9/10/1995  | vs. Oakland     | 20-8 L       |
| 1998 | 11/29/1998 | at Oakland      | 29-19 W      |
| 2005 | 11/20/2005 | vs. Oakland     | 16-13 L      |
| 2009 | 12/13/2009 | at Oakland      | 34-13 W      |
| 2013 | 9/29/2013  | at Oakland      | 24-14 W      |
| 2017 | 9/24/2017  | vs. Oakland     | 27-10 W      |

## PHILADELPHIA



Washington leads overall series, 86-79-5

Cumulative score: Washington 3,382, Eagles 3,593

| YEAR | DATE       | GAME             | RESULT  |
|------|------------|------------------|---------|
| 1934 | 10/21/1934 | vs. Philadelphia | 6-0 W   |
| 1934 | 11/18/1934 | at Philadelphia  | 14-7 W  |
| 1935 | 10/3/1935  | vs. Philadelphia | 7-6 L   |
| 1936 | 9/20/1936  | at Philadelphia  | 26-3 W  |
| 1936 | 10/18/1936 | vs. Philadelphia | 17-7 W  |
| 1937 | 10/10/1937 | vs. Philadelphia | 14-0 L  |
| 1937 | 10/24/1937 | at Philadelphia  | 10-7 W  |
| 1938 | 9/11/1938  | at Philadelphia  | 26-23 W |
| 1938 | 10/23/1938 | vs. Philadelphia | 20-14 W |
| 1939 | 9/17/1939  | at Philadelphia  | 7-0 W   |
| 1939 | 11/5/1939  | vs. Philadelphia | 7-6 W   |
| 1940 | 10/20/1940 | at Philadelphia  | 34-17 W |
| 1940 | 12/1/1940  | vs. Philadelphia | 13-6 W  |
| 1941 | 10/19/1941 | at Philadelphia  | 21-17 W |
| 1941 | 12/7/1941  | vs. Philadelphia | 20-14 W |
| 1942 | 10/4/1942  | at Philadelphia  | 14-10 W |
| 1942 | 11/1/1942  | vs. Philadelphia | 30-27 W |
| 1944 | 10/8/1944  | at Philadelphia  | 31-31   |
| 1944 | 11/19/1944 | vs. Philadelphia | 37-7 L  |
| 1945 | 10/21/1945 | vs. Philadelphia | 24-14 W |
| 1945 | 11/25/1945 | at Philadelphia  | 16-0 L  |
| 1946 | 10/27/1946 | vs. Philadelphia | 28-24 W |
| 1946 | 11/24/1946 | at Philadelphia  | 27-10 W |

|      |            |                  |              |
|------|------------|------------------|--------------|
| 1947 | 9/28/1947  | at Philadelphia  | 45-42 L      |
| 1947 | 11/2/1947  | vs. Philadelphia | 38-14 L      |
| 1948 | 10/17/1948 | vs. Philadelphia | 45-0 L       |
| 1948 | 11/21/1948 | at Philadelphia  | 42-21 L      |
| 1949 | 10/23/1949 | at Philadelphia  | 49-14 L      |
| 1949 | 11/13/1949 | vs. Philadelphia | 44-21 L      |
| 1950 | 10/29/1950 | at Philadelphia  | 35-3 L       |
| 1950 | 11/12/1950 | vs. Philadelphia | 33-0 L       |
| 1951 | 10/28/1951 | at Philadelphia  | 27-23 W      |
| 1951 | 12/2/1951  | vs. Philadelphia | 35-21 W      |
| 1952 | 11/9/1952  | at Philadelphia  | 38-20 L      |
| 1952 | 12/14/1952 | vs. Philadelphia | 27-21 W      |
| 1953 | 10/2/1953  | at Philadelphia  | 21-21        |
| 1953 | 12/6/1953  | vs. Philadelphia | 10-0 W       |
| 1954 | 10/17/1954 | vs. Philadelphia | 49-21 L      |
| 1954 | 11/28/1954 | at Philadelphia  | 41-33 L      |
| 1955 | 10/1/1955  | at Philadelphia  | 31-30 W      |
| 1955 | 11/6/1955  | vs. Philadelphia | 34-21 W      |
| 1956 | 10/6/1956  | at Philadelphia  | 13-9 L       |
| 1956 | 12/9/1956  | vs. Philadelphia | 19-17 W      |
| 1957 | 11/24/1957 | at Philadelphia  | 21-12 L      |
| 1957 | 12/8/1957  | vs. Philadelphia | 42-7 W       |
| 1958 | 9/28/1958  | at Philadelphia  | 24-14 W      |
| 1958 | 12/14/1958 | vs. Philadelphia | 20-0 W       |
| 1959 | 11/1/1959  | at Philadelphia  | 30-23 L      |
| 1959 | 12/6/1959  | vs. Philadelphia | 34-14 L      |
| 1960 | 11/13/1960 | at Philadelphia  | 19-13 L      |
| 1960 | 12/18/1960 | vs. Philadelphia | 38-28 L      |
| 1961 | 9/24/1961  | at Philadelphia  | 14-7 L       |
| 1961 | 10/29/1961 | vs. Philadelphia | 27-24 L      |
| 1962 | 10/21/1962 | at Philadelphia  | 27-21 W      |
| 1962 | 12/2/1962  | vs. Philadelphia | 37-14 L      |
| 1963 | 10/13/1963 | vs. Philadelphia | 37-24 L      |
| 1963 | 11/24/1963 | at Philadelphia  | 13-10 W      |
| 1964 | 10/11/1964 | vs. Philadelphia | 35-20 W      |
| 1964 | 11/1/1964  | at Philadelphia  | 21-20 W      |
| 1965 | 10/31/1965 | vs. Philadelphia | 23-21 W      |
| 1965 | 11/4/1965  | at Philadelphia  | 21-14 L      |
| 1966 | 10/30/1966 | at Philadelphia  | 27-13 W      |
| 1966 | 12/18/1966 | vs. Philadelphia | 37-28 L      |
| 1967 | 9/17/1967  | at Philadelphia  | 35-24 L      |
| 1967 | 12/3/1967  | vs. Philadelphia | 35-35        |
| 1968 | 10/6/1968  | vs. Philadelphia | 17-14 W      |
| 1968 | 11/10/1968 | at Philadelphia  | 16-10 W      |
| 1969 | 11/9/1969  | vs. Philadelphia | 28-28        |
| 1969 | 12/7/1969  | at Philadelphia  | 34-29 W      |
| 1970 | 10/4/1970  | at Philadelphia  | 33-21 W      |
| 1970 | 12/13/1970 | vs. Philadelphia | 24-6 W       |
| 1971 | 11/7/1971  | vs. Philadelphia | 7-7          |
| 1971 | 11/28/1971 | at Philadelphia  | 20-13 W      |
| 1972 | 10/8/1972  | vs. Philadelphia | 14-0 W       |
| 1972 | 12/3/1972  | at Philadelphia  | 23-7 W       |
| 1973 | 9/30/1973  | at Philadelphia  | 28-7 W       |
| 1973 | 12/16/1973 | vs. Philadelphia | 38-20 W      |
| 1974 | 11/10/1974 | at Philadelphia  | 27-20 W      |
| 1974 | 11/24/1974 | vs. Philadelphia | 26-7 W       |
| 1975 | 10/5/1975  | at Philadelphia  | 26-10 L      |
| 1975 | 12/21/1975 | vs. Philadelphia | 26-3 L       |
| 1976 | 9/27/1976  | at Philadelphia  | 20-17 [OT] W |
| 1976 | 11/28/1976 | vs. Philadelphia | 24-0 W       |
| 1977 | 10/30/1977 | vs. Philadelphia | 23-17 W      |
| 1977 | 11/13/1977 | at Philadelphia  | 17-14 W      |
| 1978 | 9/10/1978  | vs. Philadelphia | 35-30 W      |
| 1978 | 10/15/1978 | at Philadelphia  | 17-10 L      |
| 1979 | 10/7/1979  | at Philadelphia  | 28-17 W      |
| 1979 | 10/21/1979 | vs. Philadelphia | 17-7 W       |
| 1980 | 10/5/1980  | at Philadelphia  | 24-14 L      |
| 1980 | 11/16/1980 | vs. Philadelphia | 24-0 L       |
| 1981 | 9/27/1981  | at Philadelphia  | 36-13 L      |
| 1981 | 12/6/1981  | vs. Philadelphia | 15-13 W      |
| 1982 | 9/12/1982  | at Philadelphia  | 37-34 [OT] W |
| 1982 | 11/28/1982 | vs. Philadelphia | 13-9 W       |
| 1983 | 9/11/1983  | at Philadelphia  | 23-13 W      |
| 1983 | 11/27/1983 | vs. Philadelphia | 28-24 W      |
| 1984 | 9/30/1984  | at Philadelphia  | 20-0 W       |
| 1984 | 11/18/1984 | vs. Philadelphia | 16-10 L      |
| 1985 | 9/22/1985  | vs. Philadelphia | 19-6 L       |
| 1985 | 12/8/1985  | at Philadelphia  | 17-12 W      |
| 1986 | 9/7/1986   | vs. Philadelphia | 41-14 W      |
| 1986 | 12/21/1986 | at Philadelphia  | 21-14 W      |
| 1987 | 9/13/1987  | vs. Philadelphia | 34-24 W      |

|      |            |                  |              |
|------|------------|------------------|--------------|
| 1987 | 11/8/1987  | at Philadelphia  | 31-27 L      |
| 1988 | 9/18/1988  | vs. Philadelphia | 17-10 W      |
| 1988 | 12/4/1988  | at Philadelphia  | 20-19 W      |
| 1989 | 9/17/1989  | vs. Philadelphia | 42-37 L      |
| 1989 | 11/12/1989 | at Philadelphia  | 10-3 W       |
| 1990 | 10/21/1990 | vs. Philadelphia | 13-7 W       |
| 1990 | 11/12/1990 | at Philadelphia  | 28-14 L      |
| 1990 | 1/5/1991   | at Philadelphia  | 20-6 W*      |
| 1991 | 9/30/1991  | vs. Philadelphia | 23-0 W       |
| 1991 | 12/22/1991 | at Philadelphia  | 24-22 L      |
| 1992 | 10/18/1992 | vs. Philadelphia | 16-12 W      |
| 1992 | 12/20/1992 | at Philadelphia  | 17-13 L      |
| 1993 | 9/19/1993  | at Philadelphia  | 34-31 L      |
| 1993 | 11/28/1993 | vs. Philadelphia | 17-14 L      |
| 1994 | 10/9/1994  | at Philadelphia  | 21-17 L      |
| 1994 | 10/30/1994 | vs. Philadelphia | 31-29 L      |
| 1995 | 10/8/1995  | at Philadelphia  | 37-34 [OT] L |
| 1995 | 11/26/1995 | vs. Philadelphia | 14-7 L       |
| 1996 | 9/1/1996   | vs. Philadelphia | 17-14 L      |
| 1996 | 11/17/1996 | at Philadelphia  | 26-21 W      |
| 1997 | 10/5/1997  | at Philadelphia  | 24-10 L      |
| 1997 | 12/21/1997 | vs. Philadelphia | 35-32 W      |
| 1998 | 10/11/1998 | at Philadelphia  | 17-12 L      |
| 1998 | 11/15/1998 | vs. Philadelphia | 28-3 W       |
| 1999 | 11/14/1999 | at Philadelphia  | 35-28 W      |
| 1999 | 11/28/1999 | vs. Philadelphia | 20-17 [OT] W |
| 2000 | 10/8/2000  | at Philadelphia  | 17-14 W      |
| 2000 | 11/26/2000 | vs. Philadelphia | 23-20 L      |
| 2001 | 11/25/2001 | at Philadelphia  | 13-3 W       |
| 2001 | 12/16/2001 | vs. Philadelphia | 20-6 L       |
| 2002 | 9/16/2002  | vs. Philadelphia | 37-7 L       |
| 2002 | 12/15/2002 | at Philadelphia  | 34-21 L      |
| 2003 | 10/5/2003  | at Philadelphia  | 27-25 L      |
| 2003 | 12/27/2003 | vs. Philadelphia | 31-7 L       |
| 2004 | 11/21/2004 | at Philadelphia  | 28-6 L       |
| 2004 | 12/12/2004 | vs. Philadelphia | 17-14 L      |
| 2005 | 11/6/2005  | vs. Philadelphia | 17-10 W      |
| 2005 | 1/1/2006   | at Philadelphia  | 31-20 W      |
| 2006 | 11/12/2006 | at Philadelphia  | 27-3 L       |
| 2006 | 12/10/2006 | vs. Philadelphia | 21-19 L      |
| 2007 | 9/17/2007  | at Philadelphia  | 20-12 W      |
| 2007 | 11/11/2007 | vs. Philadelphia | 33-25 L      |
| 2008 | 10/5/2008  | at Philadelphia  | 23-17 W      |
| 2008 | 12/21/2008 | vs. Philadelphia | 10-3 W       |
| 2009 | 10/26/2009 | vs. Philadelphia | 27-17 L      |
| 2009 | 11/29/2009 | at Philadelphia  | 27-24 L      |
| 2010 | 10/3/2010  | at Philadelphia  | 17-12 W      |
| 2010 | 11/15/2010 | vs. Philadelphia | 59-28 W      |
| 2011 | 10/16/2011 | vs. Philadelphia | 20-13 L      |
| 2011 | 1/1/2012   | at Philadelphia  | 34-10 L      |
| 2012 | 11/18/2012 | vs. Philadelphia | 31-6 W       |
| 2012 | 12/23/2012 | at Philadelphia  | 27-20 W      |
| 2013 | 9/9/2013   | vs. Philadelphia | 33-27 W      |
| 2013 | 11/17/2013 | at Philadelphia  | 24-16 L      |
| 2014 | 9/21/2014  | at Philadelphia  | 37-34 L      |
| 2014 | 12/20/2014 | vs. Philadelphia | 27-24 W      |
| 2015 | 10/4/2015  | vs. Philadelphia | 23-20 W      |
| 2015 | 12/26/2015 | vs. Philadelphia | 38-24 W      |
| 2016 | 10/16/2016 | vs. Philadelphia | 27-20 W      |
| 2016 | 12/11/2016 | at Philadelphia  | 27-22 W      |
| 2017 | 9/10/2017  | vs. Philadelphia | 30-17 L      |
| 2017 | 10/23/2017 | at Philadelphia  | 34-24 L      |
| 2018 | 12/3/2018  | at Philadelphia  | 28-13 L      |
| 2018 | 12/30/2018 | vs. Philadelphia | 24-0 L       |
| 2019 | 9/8/2019   | at Philadelphia  | 32-27 W      |
| 2019 | 12/15/2019 | vs. Philadelphia | 37-27 L      |

## PITTSBURGH



Washington leads overall series, 42-33-3

Cumulative score: Washington 1,447, Steelers 1,259

| YEAR | DATE       | GAME           | RESULT  |
|------|------------|----------------|---------|
| 1933 | 10/4/1933  | at Pittsburgh  | 21-6 W  |
| 1933 | 10/29/1933 | vs. Pittsburgh | 16-14 L |
| 1934 | 9/18/1934  | at Pittsburgh  | 7-0 W   |
| 1934 | 10/14/1934 | vs. Pittsburgh | 39-0 W  |
| 1935 | 10/27/1935 | vs. Pittsburgh | 6-0 L   |
| 1935 | 12/1/1935  | vs. Pittsburgh | 13-3 W  |

# SERIES HISTORIES

|      |            |                |         |
|------|------------|----------------|---------|
| 1936 | 9/13/1936  | at Pittsburgh  | 10-0 L  |
| 1936 | 11/29/1936 | vs. Pittsburgh | 30-0 W  |
| 1937 | 10/17/1937 | vs. Pittsburgh | 34-20 W |
| 1937 | 11/14/1937 | at Pittsburgh  | 21-13 L |
| 1938 | 11/6/1938  | at Pittsburgh  | 7-0 W   |
| 1938 | 11/27/1938 | vs. Pittsburgh | 15-0 W  |
| 1939 | 10/15/1939 | vs. Pittsburgh | 44-14 W |
| 1939 | 10/22/1939 | at Pittsburgh  | 21-14 W |
| 1940 | 10/6/1940  | at Pittsburgh  | 40-10 W |
| 1940 | 11/3/1940  | vs. Pittsburgh | 37-10 W |
| 1941 | 10/12/1941 | at Pittsburgh  | 24-20 W |
| 1941 | 11/2/1941  | vs. Pittsburgh | 23-3 W  |
| 1942 | 9/20/1942  | vs. Pittsburgh | 28-14 W |
| 1942 | 10/25/1942 | at Pittsburgh  | 14-0 W  |
| 1945 | 10/14/1945 | vs. Pittsburgh | 14-0 W  |
| 1945 | 12/2/1945  | vs. Pittsburgh | 24-0 W  |
| 1946 | 9/29/1946  | vs. Pittsburgh | 14-14   |
| 1946 | 11/3/1946  | at Pittsburgh  | 14-7 L  |
| 1947 | 10/5/1947  | vs. Pittsburgh | 27-26 W |
| 1947 | 11/9/1947  | at Pittsburgh  | 21-14 L |
| 1948 | 9/26/1948  | vs. Pittsburgh | 17-14 W |
| 1948 | 10/10/1948 | at Pittsburgh  | 10-7 L  |
| 1949 | 10/3/1949  | at Pittsburgh  | 27-14 W |
| 1949 | 11/6/1949  | vs. Pittsburgh | 27-14 W |
| 1950 | 10/1/1950  | vs. Pittsburgh | 26-7 L  |
| 1950 | 12/3/1950  | at Pittsburgh  | 24-7 W  |
| 1951 | 11/18/1951 | at Pittsburgh  | 22-7 W  |
| 1951 | 12/16/1951 | vs. Pittsburgh | 20-10 L |
| 1952 | 10/19/1952 | at Pittsburgh  | 28-24 W |
| 1952 | 11/2/1952  | vs. Pittsburgh | 24-23 L |
| 1953 | 11/29/1953 | at Pittsburgh  | 17-9 W  |
| 1953 | 12/13/1953 | vs. Pittsburgh | 14-13 L |
| 1954 | 10/2/1954  | at Pittsburgh  | 37-7 L  |
| 1954 | 11/14/1954 | vs. Pittsburgh | 17-14 W |
| 1955 | 11/27/1955 | vs. Pittsburgh | 23-14 W |
| 1955 | 12/1/1955  | vs. Pittsburgh | 28-17 W |
| 1956 | 9/30/1956  | at Pittsburgh  | 30-13 L |
| 1956 | 12/16/1956 | vs. Pittsburgh | 23-0 L  |
| 1957 | 9/29/1957  | at Pittsburgh  | 28-7 L  |
| 1957 | 12/15/1957 | vs. Pittsburgh | 10-3 W  |
| 1958 | 11/2/1958  | at Pittsburgh  | 24-16 L |
| 1958 | 12/7/1958  | vs. Pittsburgh | 14-14   |
| 1959 | 10/4/1959  | at Pittsburgh  | 23-17 W |
| 1959 | 10/18/1959 | vs. Pittsburgh | 27-6 L  |
| 1960 | 10/23/1960 | vs. Pittsburgh | 27-27   |
| 1960 | 11/27/1960 | at Pittsburgh  | 22-10 L |
| 1961 | 10/15/1961 | at Pittsburgh  | 20-0 L  |
| 1961 | 12/10/1961 | vs. Pittsburgh | 30-14 L |
| 1962 | 11/18/1962 | at Pittsburgh  | 23-21 L |
| 1962 | 12/16/1962 | vs. Pittsburgh | 27-24 L |
| 1963 | 10/20/1963 | at Pittsburgh  | 38-27 L |
| 1963 | 11/17/1963 | vs. Pittsburgh | 34-28 L |
| 1964 | 11/15/1964 | at Pittsburgh  | 30-0 W  |
| 1964 | 12/6/1964  | vs. Pittsburgh | 14-7 L  |
| 1965 | 11/21/1965 | at Pittsburgh  | 31-3 W  |
| 1965 | 12/19/1965 | vs. Pittsburgh | 35-14 W |
| 1966 | 9/25/1966  | at Pittsburgh  | 33-27 W |
| 1966 | 10/2/1966  | vs. Pittsburgh | 24-10 W |
| 1967 | 12/10/1967 | vs. Pittsburgh | 15-10 W |
| 1968 | 10/13/1968 | vs. Pittsburgh | 16-13 W |
| 1969 | 10/26/1969 | at Pittsburgh  | 14-7 W  |
| 1973 | 11/5/1973  | at Pittsburgh  | 21-16 L |
| 1979 | 11/4/1979  | at Pittsburgh  | 38-7 L  |
| 1985 | 11/24/1985 | at Pittsburgh  | 30-23 W |
| 1988 | 9/11/1988  | vs. Pittsburgh | 30-29 W |
| 1991 | 11/17/1991 | at Pittsburgh  | 41-14 W |
| 1997 | 9/7/1997   | at Pittsburgh  | 14-13 L |
| 2000 | 12/16/2000 | at Pittsburgh  | 24-3 L  |
| 2004 | 11/28/2004 | at Pittsburgh  | 16-7 L  |
| 2008 | 11/3/2008  | vs. Pittsburgh | 23-6 L  |
| 2012 | 10/28/2012 | at Pittsburgh  | 27-12 L |
| 2016 | 9/12/2016  | vs. Pittsburgh | 38-16 L |

## SAN FRANCISCO



Washington trails overall series, 11-21  
Cumulative score: Washington 607, 49ers 781

| YEAR | DATE       | GAME              | RESULT       |
|------|------------|-------------------|--------------|
| 1952 | 11/16/1952 | vs. San Francisco | 23-17 L      |
| 1954 | 9/26/1954  | at San Francisco  | 41-7 L       |
| 1955 | 11/13/1955 | vs. San Francisco | 7-0 W        |
| 1961 | 9/17/1961  | at San Francisco  | 35-3 L       |
| 1967 | 11/12/1967 | vs. San Francisco | 31-28 W      |
| 1969 | 10/5/1969  | at San Francisco  | 17-17        |
| 1970 | 9/20/1970  | at San Francisco  | 26-17 L      |
| 1971 | 12/26/1971 | at San Francisco  | 24-20 L*     |
| 1973 | 11/11/1973 | vs. San Francisco | 33-9 W       |
| 1976 | 11/7/1976  | at San Francisco  | 24-21 W      |
| 1978 | 10/29/1978 | vs. San Francisco | 38-20 W      |
| 1981 | 10/4/1981  | vs. San Francisco | 30-17 L      |
| 1983 | 1/8/1984   | vs. San Francisco | 24-21 W*     |
| 1984 | 9/10/1984  | at San Francisco  | 37-31 L      |
| 1985 | 12/1/1985  | vs. San Francisco | 35-8 W       |
| 1986 | 11/17/1986 | vs. San Francisco | 14-6 W       |
| 1988 | 11/21/1988 | at San Francisco  | 37-21 L      |
| 1990 | 9/16/1990  | at San Francisco  | 28-13 L      |
| 1990 | 1/12/1991  | at San Francisco  | 38-10 L*     |
| 1992 | 1/9/1993   | at San Francisco  | 20-13 L*     |
| 1994 | 11/6/1994  | vs. San Francisco | 37-22 L      |
| 1996 | 11/24/1996 | vs. San Francisco | 19-16 [OT] L |
| 1998 | 9/14/1998  | vs. San Francisco | 45-10 L      |
| 1999 | 12/26/1999 | at San Francisco  | 26-20 [OT] W |
| 2002 | 9/22/2002  | at San Francisco  | 20-10 L      |
| 2004 | 12/18/2004 | at San Francisco  | 26-16 W      |
| 2005 | 10/23/2005 | vs. San Francisco | 52-17 W      |
| 2008 | 12/28/2008 | at San Francisco  | 27-24 L      |
| 2011 | 11/6/2011  | vs. San Francisco | 19-11 L      |
| 2013 | 11/25/2013 | vs. San Francisco | 27-6 L       |
| 2014 | 11/23/2014 | at San Francisco  | 17-13 L      |
| 2017 | 10/15/2017 | vs. San Francisco | 26-24 W      |
| 2019 | 10/20/2019 | vs. San Francisco | 9-0 L        |

## SEATTLE



Washington leads overall series, 12-8  
Cumulative score: Washington 366, Seahawks 342

| YEAR | DATE       | GAME        | RESULT       |
|------|------------|-------------|--------------|
| 1976 | 9/19/1976  | vs. Seattle | 31-7 W       |
| 1980 | 9/28/1980  | vs. Seattle | 14-0 L       |
| 1983 | 9/25/1983  | at Seattle  | 27-17 W      |
| 1986 | 9/28/1986  | vs. Seattle | 19-14 W      |
| 1989 | 12/23/1989 | at Seattle  | 29-0 W       |
| 1992 | 11/8/1992  | at Seattle  | 16-3 W       |
| 1994 | 9/4/1994   | vs. Seattle | 28-7 L       |
| 1995 | 11/19/1995 | vs. Seattle | 27-20 L      |
| 1998 | 9/20/1998  | at Seattle  | 24-14 L      |
| 2001 | 11/4/2001  | vs. Seattle | 27-14 W      |
| 2002 | 11/3/2002  | at Seattle  | 14-3 W       |
| 2003 | 11/9/2003  | vs. Seattle | 27-20 W      |
| 2005 | 10/2/2005  | vs. Seattle | 20-17 [OT] W |
| 2005 | 1/14/2006  | at Seattle  | 20-10 L*     |
| 2007 | 1/5/2008   | at Seattle  | 35-14 L*     |
| 2008 | 11/23/2008 | at Seattle  | 20-17 W      |
| 2011 | 11/27/2011 | at Seattle  | 23-17 W      |
| 2012 | 1/6/2013   | vs. Seattle | 24-14 L*     |
| 2014 | 10/6/2014  | vs. Seattle | 27-17 L      |
| 2017 | 11/5/2017  | at Seattle  | 17-14 W      |

## TAMPA BAY



Washington leads overall series, 12-11  
Cumulative score: Washington 411, Buccaneers 428

| YEAR | DATE       | GAME          | RESULT       |
|------|------------|---------------|--------------|
| 1977 | 10/9/1977  | at Tampa Bay  | 10-0 W       |
| 1982 | 9/19/1982  | at Tampa Bay  | 21-13 W      |
| 1989 | 10/22/1989 | vs. Tampa Bay | 32-28 W      |
| 1993 | 12/5/1993  | at Tampa Bay  | 23-17 W      |
| 1994 | 12/4/1994  | at Tampa Bay  | 26-21 L      |
| 1994 | 12/18/1994 | vs. Tampa Bay | 17-14 L      |
| 1995 | 9/24/1995  | at Tampa Bay  | 14-6 L       |
| 1998 | 12/8/1998  | at Tampa Bay  | 24-10 L      |
| 1998 | 12/19/1998 | vs. Tampa Bay | 20-16 W      |
| 1999 | 1/15/2000  | at Tampa Bay  | 14-13 L*     |
| 2000 | 10/1/2000  | vs. Tampa Bay | 20-17 [OT] W |
| 2003 | 10/12/2003 | vs. Tampa Bay | 35-13 L      |
| 2004 | 9/12/2004  | vs. Tampa Bay | 16-10 W      |
| 2005 | 11/13/2005 | at Tampa Bay  | 36-35 L      |
| 2005 | 1/7/2006   | at Tampa Bay  | 17-10 W*     |
| 2006 | 11/19/2006 | at Tampa Bay  | 20-17 L      |
| 2007 | 11/25/2007 | at Tampa Bay  | 19-13 L      |
| 2009 | 10/4/2009  | vs. Tampa Bay | 16-13 W      |
| 2010 | 12/12/2010 | vs. Tampa Bay | 17-16 L      |
| 2012 | 9/30/2012  | at Tampa Bay  | 24-22 W      |
| 2014 | 11/16/2014 | vs. Tampa Bay | 27-7 L       |
| 2015 | 10/25/2015 | vs. Tampa Bay | 31-30 W      |
| 2018 | 11/11/2018 | at Tampa Bay  | 16-3 W       |

## TENNESSEE



Washington trails the overall series, 6-7  
Cumulative score: Washington 250, Titans 274

| YEAR | DATE       | GAME          | RESULT       |
|------|------------|---------------|--------------|
| 1971 | 10/10/1971 | vs. Houston   | 22-13 W      |
| 1975 | 10/19/1975 | at Houston    | 13-10 L      |
| 1979 | 9/2/1979   | vs. Houston   | 29-27 L      |
| 1985 | 9/15/1985  | vs. Houston   | 16-13 W      |
| 1988 | 10/30/1988 | at Houston    | 41-17 L      |
| 1991 | 11/3/1991  | vs. Houston   | 16-13 [OT] W |
| 1997 | 10/19/1997 | at Tennessee  | 28-14 L      |
| 2000 | 10/30/2000 | vs. Tennessee | 27-21 L      |
| 2002 | 10/6/2002  | at Tennessee  | 31-14 W      |
| 2006 | 10/15/2006 | vs. Tennessee | 25-22 L      |
| 2010 | 11/21/2010 | at Tennessee  | 19-16 [OT] W |
| 2014 | 10/19/2014 | vs. Tennessee | 19-17 W      |
| 2018 | 12/22/2018 | at Tennessee  | 25-16 L      |

# SERIES HISTORIES

## ALL GAMES

| ACTIVE FRANCHISES               | OVERALL |     |   |     | REGULAR SEASON |     |   |     | POSTSEASON |   |   |
|---------------------------------|---------|-----|---|-----|----------------|-----|---|-----|------------|---|---|
|                                 | W       | L   | T | G   | W              | L   | T | G   | W          | L | G |
| 49ers                           | 11      | 21  | 1 | 33  | 10             | 18  | 1 | 29  | 1          | 3 | 4 |
| Bears                           | 26      | 24  | 1 | 51  | 22             | 21  | 1 | 44  | 4          | 3 | 7 |
| Bengals                         | 4       | 5   | 1 | 10  | 4              | 5   | 1 | 10  | 0          | 0 | 0 |
| Bills                           | 6       | 9   | 0 | 15  | 5              | 9   | 0 | 14  | 1          | 0 | 1 |
| Broncos                         | 7       | 7   | 0 | 14  | 6              | 7   | 0 | 13  | 1          | 0 | 1 |
| Browns                          | 12      | 33  | 1 | 46  | 12             | 33  | 1 | 46  | 0          | 0 | 0 |
| Buccaneers                      | 12      | 11  | 0 | 23  | 11             | 10  | 0 | 21  | 1          | 1 | 2 |
| Cardinals [CHI/STL/PHX/ARI]     | 76      | 46  | 2 | 124 | 76             | 46  | 2 | 124 | 0          | 0 | 0 |
| Chargers                        | 7       | 4   | 0 | 11  | 7              | 4   | 0 | 11  | 0          | 0 | 0 |
| Chiefs                          | 1       | 9   | 0 | 10  | 1              | 9   | 0 | 10  | 0          | 0 | 0 |
| Colts [BAL/IND]                 | 10      | 21  | 0 | 31  | 10             | 21  | 0 | 31  | 0          | 0 | 0 |
| Cowboys                         | 45      | 73  | 2 | 120 | 43             | 73  | 2 | 118 | 2          | 0 | 2 |
| Dolphins                        | 6       | 9   | 0 | 15  | 5              | 8   | 0 | 13  | 1          | 1 | 2 |
| Eagles                          | 86      | 79  | 5 | 170 | 85             | 79  | 5 | 169 | 1          | 0 | 1 |
| Falcons                         | 15      | 10  | 1 | 26  | 14             | 10  | 1 | 25  | 1          | 0 | 1 |
| Giants                          | 68      | 102 | 4 | 174 | 67             | 101 | 4 | 172 | 1          | 1 | 2 |
| Jaguars                         | 5       | 1   | 0 | 6   | 5              | 1   | 0 | 6   | 0          | 0 | 0 |
| Jets                            | 8       | 4   | 0 | 12  | 8              | 4   | 0 | 12  | 0          | 0 | 0 |
| Oilers/Titans [HOU/TEN]         | 6       | 7   | 0 | 13  | 6              | 7   | 0 | 13  | 0          | 0 | 0 |
| Packers                         | 16      | 21  | 1 | 38  | 15             | 19  | 1 | 35  | 1          | 2 | 3 |
| Panthers                        | 9       | 6   | 0 | 15  | 9              | 6   | 0 | 15  | 0          | 0 | 0 |
| Patriots                        | 6       | 5   | 0 | 11  | 6              | 5   | 0 | 11  | 0          | 0 | 0 |
| Raiders [LA/OAK]                | 6       | 8   | 0 | 14  | 6              | 7   | 0 | 13  | 0          | 1 | 1 |
| Rams [CLE/LA/STL]               | 26      | 13  | 1 | 40  | 24             | 11  | 1 | 36  | 2          | 2 | 4 |
| Ravens                          | 3       | 3   | 0 | 6   | 3              | 3   | 0 | 6   | 0          | 0 | 0 |
| Saints                          | 17      | 10  | 0 | 27  | 17             | 10  | 0 | 27  | 0          | 0 | 0 |
| Seahawks                        | 12      | 8   | 0 | 20  | 12             | 5   | 0 | 17  | 0          | 3 | 3 |
| Spartans/Lions [Portsmouth/DET] | 30      | 14  | 0 | 44  | 27             | 14  | 0 | 41  | 3          | 0 | 3 |
| Steelers                        | 42      | 33  | 3 | 78  | 42             | 33  | 3 | 78  | 0          | 0 | 0 |
| Texans                          | 2       | 3   | 0 | 5   | 2              | 3   | 0 | 5   | 0          | 0 | 0 |
| Vikings                         | 13      | 14  | 0 | 27  | 10             | 12  | 0 | 22  | 3          | 2 | 5 |

| DEFUNCT/COMBINED FRANCHISES    | OVERALL |   |   |    | REGULAR SEASON |   |   |    | POSTSEASON |   |   |
|--------------------------------|---------|---|---|----|----------------|---|---|----|------------|---|---|
|                                | W       | L | T | G  | W              | L | T | G  | W          | L | G |
| Baltimore Colts [1949-50]      | 2       | 0 | 0 | 2  | 2              | 0 | 0 | 2  | 0          | 0 | 0 |
| Boston Yanks/New York Bulldogs | 9       | 2 | 1 | 12 | 9              | 2 | 1 | 12 | 0          | 0 | 0 |
| Brooklyn Dodgers/Tigers        | 17      | 5 | 3 | 25 | 17             | 5 | 3 | 25 | 0          | 0 | 0 |
| Chi-Pitt Cards/Steelers        | 1       | 0 | 0 | 1  | 1              | 0 | 0 | 1  | 0          | 0 | 0 |
| Phil-Pitt Steagles             | 0       | 1 | 1 | 2  | 0              | 1 | 1 | 2  | 0          | 0 | 0 |
| Staten Island Stapletons       | 1       | 0 | 0 | 1  | 1              | 0 | 0 | 1  | 0          | 0 | 0 |

# SERIES HISTORIES

## HOME GAMES

| ACTIVE FRANCHISES               | OVERALL |    |   |    | REGULAR SEASON |    |   |    | POSTSEASON |   |   |
|---------------------------------|---------|----|---|----|----------------|----|---|----|------------|---|---|
|                                 | W       | L  | T | G  | W              | L  | T | G  | W          | L | G |
| 49ers                           | 8       | 9  | 0 | 17 | 7              | 9  | 0 | 16 | 1          | 0 | 1 |
| Bears                           | 14      | 13 | 1 | 28 | 13             | 11 | 1 | 25 | 1          | 2 | 3 |
| Bengals                         | 3       | 2  | 0 | 5  | 3              | 2  | 0 | 5  | 0          | 0 | 0 |
| Bills                           | 3       | 3  | 0 | 6  | 3              | 3  | 0 | 6  | 0          | 0 | 0 |
| Broncos                         | 4       | 2  | 0 | 6  | 4              | 2  | 0 | 6  | 0          | 0 | 0 |
| Browns                          | 5       | 16 | 1 | 22 | 5              | 16 | 1 | 22 | 0          | 0 | 0 |
| Buccaneers                      | 6       | 4  | 0 | 10 | 6              | 4  | 0 | 10 | 0          | 0 | 0 |
| Cardinals [CHI/STL/PHX/ARI]     | 48      | 20 | 0 | 68 | 48             | 20 | 0 | 68 | 0          | 0 | 0 |
| Chargers                        | 5       | 1  | 0 | 6  | 5              | 1  | 0 | 6  | 0          | 0 | 0 |
| Chiefs                          | 1       | 4  | 0 | 5  | 1              | 4  | 0 | 5  | 0          | 0 | 0 |
| Colts [BAL/IND]                 | 7       | 7  | 0 | 14 | 7              | 7  | 0 | 14 | 0          | 0 | 0 |
| Cowboys                         | 29      | 33 | 0 | 62 | 27             | 33 | 0 | 60 | 2          | 0 | 2 |
| Dolphins                        | 4       | 3  | 0 | 7  | 4              | 3  | 0 | 7  | 0          | 0 | 0 |
| Eagles                          | 44      | 38 | 3 | 85 | 44             | 38 | 3 | 85 | 0          | 0 | 0 |
| Falcons                         | 10      | 4  | 0 | 14 | 9              | 4  | 0 | 13 | 1          | 0 | 1 |
| Giants                          | 39      | 47 | 2 | 88 | 39             | 47 | 2 | 88 | 0          | 0 | 0 |
| Jaguars                         | 3       | 0  | 0 | 3  | 3              | 0  | 0 | 3  | 0          | 0 | 0 |
| Jets                            | 4       | 3  | 0 | 7  | 4              | 3  | 0 | 7  | 0          | 0 | 0 |
| Oilers/Titans [HOU/TEN]         | 4       | 3  | 0 | 7  | 4              | 3  | 0 | 7  | 0          | 0 | 0 |
| Packers                         | 11      | 8  | 0 | 19 | 10             | 7  | 0 | 17 | 1          | 1 | 2 |
| Panthers                        | 6       | 2  | 0 | 7  | 6              | 2  | 0 | 8  | 0          | 0 | 0 |
| Patriots                        | 2       | 2  | 0 | 4  | 2              | 2  | 0 | 4  | 0          | 0 | 0 |
| Raiders [LA/OAK]                | 3       | 4  | 0 | 7  | 3              | 4  | 0 | 7  | 0          | 0 | 0 |
| Rams [CLE/LA/STL]               | 12      | 6  | 0 | 18 | 10             | 6  | 0 | 16 | 2          | 0 | 2 |
| Ravens                          | 2       | 2  | 0 | 4  | 2              | 2  | 0 | 4  | 0          | 0 | 0 |
| Saints                          | 8       | 5  | 0 | 13 | 8              | 5  | 0 | 13 | 0          | 0 | 0 |
| Seahawks                        | 5       | 5  | 0 | 10 | 5              | 4  | 0 | 9  | 0          | 1 | 1 |
| Spartans/Lions [Portsmouth/DET] | 21      | 3  | 0 | 24 | 18             | 3  | 0 | 21 | 3          | 0 | 3 |
| Steelers                        | 20      | 13 | 3 | 36 | 20             | 13 | 3 | 36 | 0          | 0 | 0 |
| Texans                          | 1       | 2  | 0 | 3  | 1              | 2  | 0 | 3  | 0          | 0 | 0 |
| Vikings                         | 7       | 7  | 0 | 14 | 5              | 7  | 0 | 12 | 2          | 0 | 2 |

| DEFUNCT/COMBINED FRANCHISES    | OVERALL |   |   |    | REGULAR SEASON |   |   |    | POSTSEASON |   |   |
|--------------------------------|---------|---|---|----|----------------|---|---|----|------------|---|---|
|                                | W       | L | T | G  | W              | L | T | G  | W          | L | G |
| Baltimore Colts [1949-50]      | 1       | 0 | 0 | 1  | 1              | 0 | 0 | 1  | 0          | 0 | 0 |
| Boston Yanks/New York Bulldogs | 6       | 0 | 0 | 6  | 6              | 0 | 0 | 6  | 0          | 0 | 0 |
| Brooklyn Dodgers/Tigers        | 10      | 1 | 1 | 12 | 10             | 1 | 1 | 12 | 0          | 0 | 0 |
| Chi-Pitt Cards/Steelers        | 1       | 0 | 0 | 1  | 1              | 0 | 0 | 1  | 0          | 0 | 0 |
| Phil-Pitt Steagles             | 0       | 1 | 0 | 1  | 0              | 1 | 0 | 1  | 0          | 0 | 0 |
| Staten Island Stapletons       | 1       | 0 | 0 | 1  | 1              | 0 | 0 | 1  | 0          | 0 | 0 |

# SERIES HISTORIES

## AWAY GAMES

| ACTIVE FRANCHISES               | OVERALL |    |   |    | REGULAR SEASON |    |   |    | POSTSEASON |   |   |
|---------------------------------|---------|----|---|----|----------------|----|---|----|------------|---|---|
|                                 | W       | L  | T | G  | W              | L  | T | G  | W          | L | G |
| 49ers                           | 3       | 12 | 1 | 16 | 3              | 9  | 1 | 13 | 0          | 3 | 3 |
| Bears                           | 12      | 11 | 0 | 23 | 9              | 10 | 0 | 19 | 3          | 1 | 4 |
| Bengals                         | 1       | 3  | 1 | 5  | 1              | 3  | 1 | 5  | 0          | 0 | 0 |
| Bills                           | 2       | 6  | 0 | 8  | 2              | 6  | 0 | 8  | 0          | 0 | 0 |
| Broncos                         | 2       | 5  | 0 | 7  | 2              | 5  | 0 | 7  | 0          | 0 | 0 |
| Browns                          | 7       | 17 | 0 | 24 | 7              | 17 | 0 | 24 | 0          | 0 | 0 |
| Buccaneers                      | 5       | 7  | 0 | 12 | 4              | 6  | 0 | 10 | 1          | 1 | 2 |
| Cardinals [CHI/STL/PHX/ARI]     | 28      | 26 | 2 | 56 | 28             | 26 | 2 | 56 | 0          | 0 | 0 |
| Chargers                        | 2       | 3  | 0 | 5  | 2              | 3  | 0 | 5  | 0          | 0 | 0 |
| Chiefs                          | 0       | 5  | 0 | 5  | 0              | 5  | 0 | 5  | 0          | 0 | 0 |
| Colts [BAL/IND]                 | 3       | 14 | 0 | 17 | 3              | 14 | 0 | 17 | 0          | 0 | 0 |
| Cowboys                         | 16      | 40 | 2 | 58 | 16             | 40 | 2 | 58 | 0          | 0 | 0 |
| Dolphins                        | 1       | 5  | 0 | 6  | 1              | 5  | 0 | 6  | 0          | 0 | 0 |
| Eagles                          | 42      | 41 | 2 | 85 | 41             | 41 | 2 | 84 | 1          | 0 | 1 |
| Falcons                         | 5       | 6  | 1 | 12 | 5              | 6  | 1 | 12 | 0          | 0 | 0 |
| Giants                          | 30      | 56 | 2 | 88 | 29             | 55 | 2 | 86 | 1          | 1 | 2 |
| Jaguars                         | 3       | 1  | 0 | 4  | 3              | 1  | 0 | 4  | 0          | 0 | 0 |
| Jets                            | 4       | 1  | 0 | 5  | 4              | 1  | 0 | 5  | 0          | 0 | 0 |
| Oilers/Titans [HOU/TEN]         | 2       | 4  | 0 | 6  | 2              | 4  | 0 | 6  | 0          | 0 | 0 |
| Packers                         | 5       | 12 | 1 | 18 | 5              | 12 | 1 | 18 | 0          | 0 | 0 |
| Panthers                        | 3       | 4  | 0 | 7  | 3              | 4  | 0 | 7  | 0          | 0 | 0 |
| Patriots                        | 4       | 3  | 0 | 7  | 4              | 3  | 0 | 7  | 0          | 0 | 0 |
| Raiders [LA/DAK]                | 3       | 3  | 0 | 6  | 3              | 3  | 0 | 6  | 0          | 0 | 0 |
| Rams [CLE/LA/STL]               | 14      | 7  | 1 | 22 | 14             | 5  | 1 | 20 | 0          | 2 | 2 |
| Ravens                          | 1       | 1  | 0 | 2  | 1              | 1  | 0 | 2  | 0          | 0 | 0 |
| Saints                          | 9       | 4  | 0 | 13 | 9              | 4  | 0 | 13 | 0          | 0 | 0 |
| Seahawks                        | 7       | 3  | 0 | 10 | 7              | 1  | 0 | 8  | 0          | 2 | 2 |
| Spartans/Lions [Portsmouth/DET] | 9       | 11 | 0 | 20 | 9              | 11 | 0 | 20 | 0          | 0 | 0 |
| Steelers                        | 22      | 20 | 0 | 42 | 22             | 20 | 0 | 42 | 0          | 0 | 0 |
| Texans                          | 1       | 1  | 0 | 2  | 1              | 1  | 0 | 2  | 0          | 0 | 0 |
| Vikings                         | 6       | 7  | 0 | 13 | 5              | 5  | 0 | 10 | 1          | 2 | 3 |

| DEFUNCT/COMBINED FRANCHISES    | OVERALL |   |   |    | REGULAR SEASON |   |   |    | POSTSEASON |   |   |
|--------------------------------|---------|---|---|----|----------------|---|---|----|------------|---|---|
|                                | W       | L | T | G  | W              | L | T | G  | W          | L | G |
| Baltimore Colts [1949-50]      | 1       | 0 | 0 | 1  | 1              | 0 | 0 | 1  | 0          | 0 | 0 |
| Boston Yanks/New York Bulldogs | 3       | 2 | 1 | 6  | 3              | 2 | 1 | 6  | 0          | 0 | 0 |
| Brooklyn Dodgers/Tigers        | 7       | 4 | 2 | 13 | 7              | 4 | 2 | 13 | 0          | 0 | 0 |
| Chi-Pitt Cards/Steelers        | 0       | 0 | 0 | 0  | 0              | 0 | 0 | 0  | 0          | 0 | 0 |
| Phil-Pitt Steagles             | 0       | 0 | 1 | 1  | 0              | 0 | 1 | 1  | 0          | 0 | 0 |
| Staten Island Stapletons       | 0       | 0 | 0 | 0  | 0              | 0 | 0 | 0  | 0          | 0 | 0 |

# STARTING QBs BY DECADE (SINCE 1960)

RECORD AS WASHINGTON'S STARTING QUARTERBACK (REGULAR SEASON ONLY)

## 1960s

| PLAYER          | 1960  | 1961   | 1962  | 1963 | 1964 | 1965 | 1966 | 1967  | 1968 | 1969  | TOTAL                |
|-----------------|-------|--------|-------|------|------|------|------|-------|------|-------|----------------------|
| Ralph Guglielmi | 1-8-2 |        |       |      |      |      |      |       |      |       | 1-8-2                |
| Eagle Day       | 0-1   |        |       |      |      |      |      |       |      |       | 0-1                  |
| Norm Snead      |       | 1-12-1 | 5-7-2 | 3-11 |      |      |      |       |      |       | 9-30-3               |
| Dick Shiner     |       |        |       |      |      | 0-1  |      |       |      |       | 0-1                  |
| Jim Ninowski    |       |        |       |      |      |      |      |       | 1-1  |       | 1-1                  |
| Sonny Jurgensen |       |        |       |      | 6-8  | 6-7  | 7-7  | 5-6-3 | 4-8  | 7-5-2 | 35-41-5^<br>52-51-5* |
|                 | 1-9-2 | 1-12-1 | 5-7-2 | 3-11 | 6-8  | 6-8  | 7-7  | 5-6-3 | 5-9  | 7-5-2 |                      |

^Decade Record // \*Career Record

## 1970s

| PLAYER          | 1970 | 1971  | 1972 | 1973 | 1974 | 1975 | 1976 | 1977 | 1978 | 1979 | TOTAL              |
|-----------------|------|-------|------|------|------|------|------|------|------|------|--------------------|
| Sonny Jurgensen | 6-8  | 1-0   | 4-0  | 3-1  | 3-1  |      |      |      |      |      | 17-10^<br>52-51-5* |
| Billy Kilmer    |      | 8-4-1 | 7-3  | 7-3  | 7-3  | 8-4  | 7-2  | 5-3  | 1-1  |      | 50-23-1            |
| Randy Johnson   |      |       |      |      |      | 0-2  |      |      |      |      | 0-2                |
| Joe Theismann   |      |       |      |      |      |      | 3-2  | 4-2  | 7-7  | 10-6 | 24-17^<br>77-47*   |
|                 | 6-8  | 9-4-1 | 11-3 | 10-4 | 10-4 | 8-6  | 10-4 | 9-5  | 8-8  | 10-6 |                    |

^Decade Record // \*Career Record

## 1980s

| PLAYER        | 1980 | 1981 | 1982 | 1983 | 1984 | 1985 | 1986 | 1987 | 1988 | 1989 | TOTAL            |
|---------------|------|------|------|------|------|------|------|------|------|------|------------------|
| Joe Theismann | 6-9  | 8-8  | 8-1  | 14-2 | 11-5 | 6-5  |      |      |      |      | 53-30^<br>77-47* |
| Mike Kruczek  | 0-1  |      |      |      |      |      |      |      |      |      | 0-1              |
| Jay Schroeder |      |      |      |      |      | 4-1  | 12-4 | 8-2  |      |      | 24-7             |
| Doug Williams |      |      |      |      |      |      |      | 0-2  | 4-6  | 1-1  | 5-9              |
| Ed Rubbert    |      |      |      |      |      |      |      | 3-0  |      |      | 3-0              |
| Mark Rypien   |      |      |      |      |      |      |      |      | 3-3  | 9-5  | 12-8^<br>45-27*  |
|               | 6-10 | 8-8  | 8-1  | 14-2 | 11-5 | 10-6 | 12-4 | 11-4 | 7-9  | 10-6 |                  |

^Decade Record // \*Career Record

# STARTING QBs BY DECADE (SINCE 1960)

## 1990s

| PLAYER         | 1990 | 1991 | 1992 | 1993 | 1994 | 1995 | 1996 | 1997  | 1998 | 1999 | TOTAL   |
|----------------|------|------|------|------|------|------|------|-------|------|------|---------|
| Mark Rypien    | 7-3  | 14-2 | 9-7  | 3-7  |      |      |      |       |      |      | 33-19^  |
| Jeff Rutledge  | 0-1  |      |      |      |      |      |      |       |      |      | 0-1     |
| Stan Humphries | 3-2  |      |      |      |      |      |      |       |      |      | 3-2     |
| Rich Gannon    |      |      |      | 1-3  |      |      |      |       |      |      | 1-3     |
| Cary Conklin   |      |      |      | 0-2  |      |      |      |       |      |      | 0-2     |
| Heath Shuler   |      |      |      |      | 1-7  | 3-2  |      |       |      |      | 4-9     |
| John Friesz    |      |      |      |      | 1-3  |      |      |       |      |      | 1-3     |
| Gus Frerotte   |      |      |      |      | 1-3  | 3-8  | 9-7  | 6-6-1 | 0-2  |      | 19-26-1 |
| Jeff Hostetler |      |      |      |      |      |      |      | 2-1   |      |      | 2-1     |
| Trent Green    |      |      |      |      |      |      |      |       | 6-8  |      | 6-8     |
| Brad Johnson   |      |      |      |      |      |      |      |       |      | 10-6 | 10-6^   |
|                | 10-6 | 14-2 | 9-7  | 4-12 | 3-13 | 6-10 | 9-7  | 8-7-1 | 6-10 | 10-6 |         |

## 2000s

| PLAYER         | 2000 | 2001 | 2002 | 2003 | 2004 | 2005 | 2006 | 2007 | 2008 | 2009 | TOTAL |
|----------------|------|------|------|------|------|------|------|------|------|------|-------|
| Brad Johnson   | 7-4  |      |      |      |      |      |      |      |      |      | 7-4^  |
| Jeff George    | 1-4  | 0-2  |      |      |      |      |      |      |      |      | 1-6   |
| Tony Banks     |      | 8-6  |      |      |      |      |      |      |      |      | 8-6   |
| Danny Wuerffel |      |      | 2-2  |      |      |      |      |      |      |      | 2-2   |
| Shane Matthews |      |      | 3-4  |      |      |      |      |      |      |      | 3-4   |
| Patrick Ramsey |      |      | 2-3  | 4-7  | 3-4  | 1-0  |      |      |      |      | 10-14 |
| Tim Hasselbeck |      |      |      | 1-4  |      |      |      |      |      |      | 1-4   |
| Mark Brunell   |      |      |      |      | 3-6  | 9-6  | 3-6  |      |      |      | 15-18 |
| Jason Campbell |      |      |      |      |      |      | 2-5  | 6-7  | 8-8  | 4-12 | 20-32 |
| Todd Collins   |      |      |      |      |      |      |      | 3-0  |      |      | 3-0   |
|                | 8-8  | 8-8  | 7-9  | 5-11 | 6-10 | 10-6 | 5-11 | 9-7  | 8-8  | 4-12 |       |

## 2010s

| PLAYER             | 2010 | 2011 | 2012 | 2013 | 2014 | 2015 | 2016  | 2017 | 2018 | 2019 | TOTAL   |
|--------------------|------|------|------|------|------|------|-------|------|------|------|---------|
| Donovan McNabb     | 5-8  |      |      |      |      |      |       |      |      |      | 5-8     |
| Rex Grossman       | 1-2  | 5-8  |      |      |      |      |       |      |      |      | 6-10    |
| John Beck          |      | 0-3  |      |      |      |      |       |      |      |      | 0-3     |
| Robert Griffin III |      |      | 9-6  | 3-10 | 2-5  |      |       |      |      |      | 14-21   |
| Kirk Cousins       |      |      | 1-0  | 0-3  | 1-4  | 9-7  | 8-7-1 | 7-9  |      |      | 26-30-1 |
| Colt McCoy         |      |      |      |      | 1-3  |      |       |      | 0-2  | 0-1  | 1-6     |
| Alex Smith         |      |      |      |      |      |      |       |      | 6-4  |      | 6-4     |
| Mark Sanchez       |      |      |      |      |      |      |       |      | 0-1  |      | 0-1     |
| Josh Johnson       |      |      |      |      |      |      |       |      | 1-2  |      | 1-2     |
| Case Keenum        |      |      |      |      |      |      |       |      |      | 1-7  | 1-7     |
| Dwayne Haskins Jr. |      |      |      |      |      |      |       |      |      | 2-5  | 2-5     |
|                    | 6-10 | 5-11 | 10-6 | 3-13 | 4-12 | 9-7  | 8-7-1 | 7-9  | 7-9  | 3-13 |         |

# TITLES, GAMES AND ATTENDANCE

## TITLES

|                             |   |
|-----------------------------|---|
| <b>DIVISION (15):</b>       | ..... 1936, 1937, 1940, 1942, 1943, 1945, 1972, 1982, 1983, 1984, 1987, 1991, 1999, 2012, 2015  |
| <b>NFC (5):</b>             | 1972 ..... Defeated Cowboys 26-3, Dec. 31, 1972 [at RFK]<br>1982 ..... Defeated Cowboys 31-17, Jan. 22, 1983 [at RFK]<br>1983 ..... Defeated 49ers 24-21, Jan. 8, 1984 [at RFK]<br>1987 ..... Defeated Vikings 17-10, Jan. 17, 1988 [at RFK]<br>1991 ..... Defeated Lions 41-10, Jan. 12, 1992 [at RFK] |
| <b>CHAMPIONSHIPS (5):</b>   | 1937 (8-3 record) ..... Defeated Bears 28-21, in title game<br>1942 (10-1 record) ..... Defeated Bears 14-6, in title game<br>1982 ..... Defeated Dolphins 27-17 in Super Bowl XVII<br>1987 ..... Defeated Broncos 42-10 in Super Bowl XXII<br>1991 ..... Defeated Bills 37-24 in Super Bowl XXVI       |
| <b>PLAYOFF BERTHS (24):</b> | ..... 1936, 1937, 1940, 1942, 1943, 1945, 1971, 1972, 1973, 1974, 1976, 1982, 1983,<br>..... 1984, 1986, 1987, 1990, 1991, 1992, 1999, 2005, 2007, 2012, 2015   |

## GAMES

|  |  |
|--|--|
| <b>Regular Season Record (1932-2018):</b>      | 603-603-28 (.500)  |
| <b>Playoff Record (1932-2015):</b>             | 23-19 (.548)   |
| <b>Most Victories, Season:</b>                 | 1991 - 17 (14-2 regular season, 3-0 playoffs, 17-2 overall)  |
| <b>Best Winning Pct., Season:</b>              | 1982 - .923 (8-1 regular season, 4-0 playoffs, 12-1 overall) |
| <b>Worst Winning Pct., Season:</b>             | 1961 - .077 (1-12-1 regular season)                          |
| <b>Most Consecutive Victories:</b>             | 14 (10/04/42 - 11/07/43)                                     |
| <b>Most Consecutive Games Without Defeat:</b>  | 17 (10/04/42 - 11/28/43) - 16 wins, no losses, one tie       |
| <b>Most Consecutive Losses:</b>                | 17 (10/30/60 - 11/19/61)                                     |
| <b>Most Consecutive Games Without Victory:</b> | 23 (10/16/60 - 12/17/61) - 20 losses, 3 ties                 |

## ATTENDANCE

|   |   |
|---|---|
| <b>All-Time Attendance, Home and Away, Regular and Postseason:</b>      | 65,629,332  |
| <b>All-Time Attendance, Home and Away, Regular Season:</b>              | 64,289,009  |
| <b>All-Time Attendance, Home and Away, Postseason:</b>                  | 2,477,962   |
| <b>All-Time Attendance, Home Games, Regular and Postseason:</b>         | 33,603,729  |
| <b>All-Time Attendance, Home Games, Regular Season:</b>                 | 32,629,210  |
| <b>All-Time Attendance, Home Games, Postseason:</b>                     | 974,519   |
| <b>All-Time Attendance, Road Games, Regular and Postseason:</b>         | 32,730,446  |
| <b>All-Time Attendance, Road Games, Regular Season:</b>                 | 31,659,799  |
| <b>All-Time Attendance, Road Games, Postseason:</b>                     | 1,070,647   |
| <b>All-Time Attendance, Neutral Sites, Postseason:</b>                  | 432,796   |
| <b>Highest Attendance, Any Site:</b>                                    | 103,667 (Jan. 30, 1983, SB XVII at the Rose Bowl) |
| <b>Highest Attendance, Home Game:</b>                                   | 90,910 (Dec. 30, 2007, vs. Dallas at FedExField)  |
| <b>Highest Attendance, Road Game:</b>                                   | 93,099 (Nov. 24, 2016, at Dallas at AT&T Stadium) |
| <b>Highest Home Attendance, Single Season (Total):</b>                  | 721,671 (2012, including one postseason game)     |
| <b>Highest Home Attendance, Single Season (Average):</b>                | 89,625 (2005)                                     |
| <b>Highest Regular Season Home Attendance, Single Season (Total):</b>   | 716,999 (2005)                                    |
| <b>Highest Regular Season Home Attendance, Single Season (Average):</b> | 89,625 (2005)                                     |

## HOME STADIUM BREAKDOWN

| FACILITY                   | G          | TOTAL             | AVG.          | RECORD        | ALL-TIME   |            |           | REGULAR SEASON |            |           | POSTSEASON |          |
|----------------------------|------------|-------------------|---------------|---------------|------------|------------|-----------|----------------|------------|-----------|------------|----------|
|                            |            |                   |               |               | W          | L          | T         | W              | L          | T         | W          | L        |
| Braves Field (1932)        | 6          | 63,500            | 10,583        | 18,000        | 2          | 3          | 1         | 2              | 3          | 1         | 0          | 0        |
| Fenway Park (1933-36)      | 27         | 355,923           | 13,182        | 26,000        | 14         | 13         | 0         | 14             | 13         | 0         | 0          | 0        |
| Griffith Stadium (1937-60) | 145        | 4,119,319         | 28,409        | 47,457        | 81         | 58         | 6         | 80             | 57         | 6         | 1          | 1        |
| RFK Stadium (1961-96)      | 278        | 14,260,098        | 51,295        | 65,454        | 173        | 102        | 3         | 162            | 101        | 3         | 11         | 1        |
| FedExField (1997-Present)  | 187        | 14,804,889        | 79,171        | 90,910        | 86         | 92         | 1         | 84             | 83         | 1         | 1          | 2        |
| <b>TOTAL</b>               | <b>643</b> | <b>33,603,729</b> | <b>52,261</b> | <b>90,910</b> | <b>359</b> | <b>273</b> | <b>11</b> | <b>346</b>     | <b>269</b> | <b>11</b> | <b>13</b>  | <b>4</b> |

# TOP TENS: CAREER

## GAMES PLAYED

| PLAYER            | YEARS   | GAMES |
|-------------------|---------|-------|
| 1 Darrell Green   | 1983-02 | 295   |
| 2 Monte Coleman   | 1979-94 | 215   |
| 3 Art Monk        | 1980-93 | 205   |
| 4 Dave Butz       | 1975-88 | 203   |
| 5 Len Hauss       | 1964-77 | 196   |
| 6 Don Warren      | 1979-92 | 193   |
| 7 Chris Hanburger | 1965-78 | 187   |
| 8 Jeff Bostic     | 1980-93 | 184   |
| 9 Mark Moseley    | 1974-86 | 182   |
| 10 Mike Bragg     | 1968-79 | 172   |

## SCORING

| PLAYER           | YEARS   | PTS   | TD | PAT | FGM | 2-PT |
|------------------|---------|-------|----|-----|-----|------|
| 1 Mark Moseley   | 1974-86 | 1,206 | 0  | 417 | 263 | 0    |
| 2 Chip Lohmiller | 1988-94 | 787   | 0  | 262 | 175 | 0    |
| 3 Charley Taylor | 1964-77 | 540   | 90 | 0   | 0   | 0    |
| 4 Dustin Hopkins | 2015-19 | 511   | 0  | 139 | 124 | 0    |
| 5 John Riggins   | 1976-85 | 510   | 85 | 0   | 0   | 0    |
| 6 Curt Knight    | 1969-73 | 475   | 0  | 172 | 101 | 0    |
| 7 Art Monk       | 1980-93 | 390   | 65 | 0   | 0   | 0    |
| 8 Jerry Smith    | 1965-77 | 360   | 60 | 0   | 0   | 0    |
| 9t Gary Clark    | 1985-92 | 348   | 58 | 0   | 0   | 0    |
| 9t Hugh Taylor   | 1947-54 | 348   | 58 | 0   | 0   | 0    |

## TOTAL TOUCHDOWNS

| PLAYER            | YEARS   | TD |
|-------------------|---------|----|
| 1 Charley Taylor  | 1964-77 | 90 |
| 2 John Riggins    | 1976-85 | 85 |
| 3 Art Monk        | 1980-93 | 65 |
| 4 Jerry Smith     | 1965-77 | 60 |
| 5t Gary Clark     | 1985-92 | 58 |
| 5t Hugh Taylor    | 1947-54 | 58 |
| 7 Larry Brown     | 1969-76 | 55 |
| 8 Bobby Mitchell  | 1962-68 | 53 |
| 9 Clinton Portis  | 2004-10 | 49 |
| 10t Stephen Davis | 1996-02 | 48 |
| 10t Santana Moss  | 2005-14 | 48 |



## RUSHING YARDS

| PLAYER           | YEARS   | YDS   | ATT   | AVG | LG  | TD |
|------------------|---------|-------|-------|-----|-----|----|
| 1 John Riggins   | 1976-85 | 7,472 | 1,988 | 3.8 | 66t | 79 |
| 2 Clinton Portis | 2004-10 | 6,824 | 1,667 | 4.1 | 78  | 46 |
| 3 Larry Brown    | 1969-76 | 5,875 | 1,530 | 3.8 | 75t | 35 |
| 4 Stephen Davis  | 1996-02 | 5,790 | 1,383 | 4.2 | 76t | 45 |
| 5 Alfred Morris  | 2012-15 | 4,713 | 1,078 | 4.4 | 48  | 29 |
| 6 Terry Allen    | 1995-98 | 4,086 | 1,043 | 3.9 | 49t | 37 |
| 7 Earnest Byner  | 1989-93 | 3,950 | 990   | 4.0 | 32  | 25 |
| 8 Cliff Battles  | 1932-37 | 3,511 | 839   | 4.2 | -   | 23 |
| 9 Mike Thomas    | 1975-78 | 3,359 | 878   | 3.8 | 34  | 15 |
| 10 Ladell Betts  | 2002-09 | 3,176 | 776   | 4.1 | 27  | 13 |

## RUSHING ATTEMPTS

| PLAYER           | YEARS   | ATT   |
|------------------|---------|-------|
| 1 John Riggins   | 1976-85 | 1,988 |
| 2 Clinton Portis | 2004-10 | 1,667 |
| 3 Larry Brown    | 1969-76 | 1,530 |
| 4 Stephen Davis  | 1996-02 | 1,383 |
| 5 Alfred Morris  | 2012-15 | 1,078 |
| 6 Terry Allen    | 1995-98 | 1,043 |
| 7 Earnest Byner  | 1989-93 | 990   |
| 8 Mike Thomas    | 1975-78 | 878   |
| 9 Cliff Battles  | 1932-37 | 839   |
| 10 Ladell Betts  | 2002-09 | 776   |

## RUSHING TOUCHDOWNS

| PLAYER           | YEARS   | TD |
|------------------|---------|----|
| 1 John Riggins   | 1976-85 | 79 |
| 2 Clinton Portis | 2004-10 | 46 |
| 3 Stephen Davis  | 1996-02 | 45 |
| 4 Terry Allen    | 1995-98 | 37 |
| 5 Larry Brown    | 1969-76 | 35 |
| 6 George Rogers  | 1985-87 | 31 |
| 7 Alfred Morris  | 2012-15 | 29 |
| 8 Earnest Byner  | 1989-93 | 25 |
| 9 Cliff Battles  | 1932-37 | 23 |
| 10 Don Bosseler  | 1957-64 | 22 |

## PASSING YARDS

| PLAYER                | YEARS   | YDS    | ATT   | COMP  | PCT  |
|-----------------------|---------|--------|-------|-------|------|
| 1 Joe Theismann       | 1974-85 | 25,206 | 3,602 | 2,044 | 56.7 |
| 2 Sonny Jurgensen     | 1964-74 | 22,585 | 3,155 | 1,831 | 58.0 |
| 3 Sammy Baugh         | 1937-52 | 21,886 | 2,995 | 1,693 | 56.5 |
| 4 Kirk Cousins        | 2012-17 | 16,206 | 2,096 | 1,372 | 65.5 |
| 5 Mark Rypien         | 1988-93 | 15,928 | 2,207 | 1,244 | 56.4 |
| 6 Billy Kilmer        | 1971-78 | 12,352 | 1,791 | 953   | 53.2 |
| 7 Jason Campbell      | 2006-09 | 10,860 | 1,637 | 1,002 | 61.2 |
| 8 Gus Frerotte        | 1994-98 | 9,769  | 1,422 | 744   | 52.3 |
| 9 Norm Snead          | 1961-63 | 8,306  | 1,092 | 531   | 48.6 |
| 10 Robert Griffin III | 2012-14 | 8,097  | 1,063 | 679   | 63.9 |

## PASS ATTEMPTS

| PLAYER            | YEARS   | ATT   |
|-------------------|---------|-------|
| 1 Joe Theismann   | 1974-85 | 3,602 |
| 2 Sonny Jurgensen | 1964-74 | 3,155 |
| 3 Sammy Baugh     | 1937-52 | 2,995 |
| 4 Mark Rypien     | 1988-93 | 2,207 |
| 5 Kirk Cousins    | 2012-17 | 2,096 |
| 6 Billy Kilmer    | 1971-78 | 1,791 |
| 7 Jason Campbell  | 2006-09 | 1,637 |
| 8 Gus Frerotte    | 1994-98 | 1,422 |
| 9 Eddie LeBaron   | 1952-59 | 1,104 |
| 10 Norm Snead     | 1961-63 | 1,092 |

# TOP TENS: CAREER

## PASS COMPLETIONS

| PLAYER.....               | YEARS.....   | COMP. |
|---------------------------|--------------|-------|
| 1 Joe Theismann.....      | 1974-85..... | 2,044 |
| 2 Sonny Jurgensen.....    | 1964-74..... | 1,831 |
| 3 Sammy Baugh.....        | 1937-52..... | 1,693 |
| 4 Kirk Cousins.....       | 2012-17..... | 1,372 |
| 5 Mark Rypien.....        | 1988-93..... | 1,244 |
| 6 Jason Campbell.....     | 2006-09..... | 1,002 |
| 7 Billy Kilmer.....       | 1971-78..... | 953   |
| 8 Gus Frerotte.....       | 1994-98..... | 744   |
| 9 Robert Griffin III..... | 2012-14..... | 679   |
| 10 Brad Johnson.....      | 1999-00..... | 544   |

## PASSING TOUCHDOWNS

| PLAYER.....            | YEARS.....   | TD  |
|------------------------|--------------|-----|
| 1 Sammy Baugh.....     | 1937-52..... | 187 |
| 2 Sonny Jurgensen..... | 1964-74..... | 179 |
| 3 Joe Theismann.....   | 1974-85..... | 160 |
| 4 Billy Kilmer.....    | 1971-78..... | 103 |
| 5 Mark Rypien.....     | 1988-93..... | 101 |
| 6 Kirk Cousins.....    | 2012-17..... | 99  |
| 7 Eddie LeBaron.....   | 1952-59..... | 59  |
| 8 Jason Campbell.....  | 2006-09..... | 55  |
| 9 Gus Frerotte.....    | 1994-98..... | 48  |
| 10 Norm Snead.....     | 1961-63..... | 46  |

## RECEIVING YARDS

| PLAYER.....           | YEARS.....   | YDS.   |
|-----------------------|--------------|--------|
| 1 Art Monk.....       | 1980-93..... | 12,026 |
| 2 Charley Taylor..... | 1964-77..... | 9,110  |
| 3 Gary Clark.....     | 1985-92..... | 8,742  |
| 4 Santana Moss.....   | 2005-14..... | 7,867  |
| 5 Bobby Mitchell..... | 1962-68..... | 6,492  |
| 6 Ricky Sanders.....  | 1986-93..... | 5,854  |
| 7 Jerry Smith.....    | 1965-77..... | 5,496  |
| 8 Hugh Taylor.....    | 1947-54..... | 5,233  |
| 9 Chris Cooley.....   | 2004-12..... | 4,711  |
| 10 Pierre Garçon..... | 2012-16..... | 4,549  |

## RECEPTIONS

| PLAYER.....           | YEARS.....   | REC..... | YDS..... | AVG..... | LG..... | TD |
|-----------------------|--------------|----------|----------|----------|---------|----|
| 1 Art Monk.....       | 1980-93..... | 888      | 12,026   | 13.5     | 79t     | 65 |
| 2 Charley Taylor..... | 1964-77..... | 849      | 9,110    | 14.0     | 88t     | 79 |
| 3 Santana Moss.....   | 2005-14..... | 581      | 7,867    | 13.5     | 78t     | 47 |
| 4 Gary Clark.....     | 1985-92..... | 549      | 8,742    | 15.9     | 84t     | 58 |
| 5 Chris Cooley.....   | 2004-12..... | 429      | 4,711    | 11.0     | 66t     | 33 |
| 6 Jerry Smith.....    | 1965-77..... | 421      | 5,496    | 13.1     | 56      | 60 |
| 7 Ricky Sanders.....  | 1986-93..... | 414      | 5,854    | 14.1     | 71      | 36 |
| 8 Bobby Mitchell..... | 1962-68..... | 393      | 6,492    | 16.5     | 99t     | 49 |
| 9 Pierre Garçon.....  | 2012-16..... | 376      | 4,549    | 12.1     | 88t     | 21 |
| 10 Jordan Reed.....   | 2013-18..... | 329      | 3,371    | 10.2     | 38      | 24 |

## RECEIVING TOUCHDOWNS

| PLAYER.....                | YEARS.....   | TD |
|----------------------------|--------------|----|
| 1 Charley Taylor.....      | 1964-77..... | 79 |
| 2 Art Monk.....            | 1980-93..... | 65 |
| 3 Jerry Smith.....         | 1965-77..... | 60 |
| 4t Gary Clark.....         | 1985-92..... | 58 |
| 4t Hugh Taylor.....        | 1947-54..... | 58 |
| 6 Bobby Mitchell.....      | 1962-68..... | 49 |
| 7 Santana Moss.....        | 2005-14..... | 47 |
| 8 Ricky Sanders.....       | 1986-93..... | 36 |
| 9 Chris Cooley.....        | 2004-12..... | 33 |
| 10t Michael Westbrook..... | 1995-01..... | 24 |
| 10t Jordan Reed.....       | 2013-18..... | 24 |



## SACKS (SINCE 1982)

| PLAYER.....          | YEARS.....   | SACKS |
|----------------------|--------------|-------|
| 1 Dexter Manley..... | 1981-89..... | *91.0 |
| 2 Ryan Kerrigan..... | 2011-19..... | 90.0  |
| 3 Charles Mann.....  | 1983-93..... | 82.0  |
| 4 Monte Coleman..... | 1979-94..... | *43.5 |
| 5 Ken Harvey.....    | 1994-98..... | 41.5  |
| 6 Brian Drakpo.....  | 2009-14..... | 40.0  |
| 7 Dave Butz.....     | 1975-88..... | *35.5 |
| 8 Andre Carter.....  | 2006-10..... | 34.0  |
| 9 Bruce Smith.....   | 2000-03..... | 29.0  |
| 10 Darryl Grant..... | 1981-90..... | *27.0 |

\* Incomplete Data (stat was not official until 1982)

## INTERCEPTIONS

| PLAYER.....           | YEARS.....   | INT..... | YDS..... | AVG..... | LG..... | TD |
|-----------------------|--------------|----------|----------|----------|---------|----|
| 1 Darrell Green.....  | 1983-02..... | 54       | 621      | 11.5     | *83t    | 6  |
| 2 Brig Owens.....     | 1966-77..... | 36       | 686      | 19.1     | *60t    | 3  |
| 3 Sammy Baugh.....    | 1937-52..... | *31      | *491     | *15.8    | *74     | 0  |
| 4 Mike Bass.....      | 1969-75..... | 30       | 478      | 15.9     | 68t     | 3  |
| 5 Joe Lavender.....   | 1976-82..... | *29      | *338     | *11.7    | *51t    | 1  |
| 6 Paul Krause.....    | 1964-67..... | 28       | 333      | 11.9     | 43      | 1  |
| 7t Pat Fischer.....   | 1968-77..... | 27       | 412      | 15.3     | *67     | 1  |
| 7t Mark Murphy.....   | 1977-84..... | 27       | 282      | 10.4     | *48     | 0  |
| 9 Ken Houston.....    | 1973-80..... | 24       | 248      | 10.3     | *37     | 0  |
| 10 DeAngelo Hall..... | 2008-13..... | 23       | 369      | 16.0     | 92t     | 3  |

## FIELD GOAL PCT. (MIN. 50 ATT.)

| PLAYER.....           | YEARS.....   | PCT.           |
|-----------------------|--------------|----------------|
| 1 Kai Forbath.....    | 2012-15..... | 87.0 (60-69)   |
| 2 Dustin Hopkins..... | 2015-19..... | 84.9 (124-146) |
| 3 Shaun Suisham.....  | 2006-09..... | 80.2 (81-101)  |
| 4 John Hall.....      | 2003-06..... | 78.3 (54-69)   |
| 5 Brett Conway.....   | 1998-02..... | 75.4 (52-69)   |
| 6 Graham Gano.....    | 2009-11..... | 73.8 (36-59)   |
| 7 Scott Blanton.....  | 1996-98..... | 73.3 (44-60)   |
| 8 Chip Lohmiller..... | 1988-94..... | 71.4 (175-245) |
| 9 Mark Moseley.....   | 1974-86..... | 66.2 (263-397) |
| 10 Curt Knight.....   | 1969-73..... | 57.7 (101-175) |

# TOP TENS: CAREER

## FIELD GOALS MADE

| PLAYER.....           | YEARS.....   | FG  |
|-----------------------|--------------|-----|
| 1 Mark Moseley.....   | 1974-86..... | 263 |
| 2 Chip Lohmiller..... | 1988-94..... | 175 |
| 3 Dustin Hopkins..... | 2015-19..... | 124 |
| 4 Curt Knight.....    | 1969-73..... | 101 |
| 5 Shaun Suisham.....  | 2006-09..... | 81  |
| 6 Kai Forbath.....    | 2012-15..... | 60  |
| 7 Graham Gano.....    | 2009-11..... | 59  |
| 8t Sam Baker.....     | 1953-59..... | 54  |
| 8t John Hall.....     | 2003-06..... | 54  |
| 10 Brett Punway.....  | 1998-02..... | 52  |

## PUNTING AVERAGE (MIN. 50 PUNTS)

| PLAYER.....         | YEARS.....   | AVG. |
|---------------------|--------------|------|
| 1 Tress Way.....    | 2014-19..... | 46.6 |
| 2 Sammy Baugh.....  | 1937-52..... | 45.1 |
| 3 Reggie Roby.....  | 1993-94..... | 44.3 |
| 4 Tom Tupa.....     | 2004.....    | 44.1 |
| 5 Matt Turk.....    | 1995-99..... | 43.8 |
| 6 Sam Baker.....    | 1953-59..... | 43.4 |
| 7 Sav Rocca.....    | 2011-13..... | 42.9 |
| 8t Steve Cox.....   | 1985-88..... | 42.0 |
| 8t Eagle Day.....   | 1950-60..... | 42.0 |
| 8t Pat Richter..... | 1963-70..... | 42.0 |

## PUNTING YARDS

| PLAYER.....          | YEARS.....   | YDS.   |
|----------------------|--------------|--------|
| 1 Mike Bragg.....    | 1968-79..... | 35,746 |
| 2 Tress Way.....     | 2014-18..... | 20,386 |
| 3 Matt Turk.....     | 1995-99..... | 16,981 |
| 4 Sammy Baugh.....   | 1937-52..... | 15,245 |
| 5 Pat Richter.....   | 1963-70..... | 14,183 |
| 6 Sam Baker.....     | 1953-59..... | 9,673  |
| 7 Derrick Frost..... | 2005-07..... | 9,617  |
| 8 Sav Rocca.....     | 2011-13..... | 9,352  |
| 9 Bryan Barker.....  | 2001-03..... | 9,048  |
| 10 Steve Cox.....    | 1985-88..... | 8,238  |

## PUNTS

| PLAYER.....          | YEARS.....   | PUNTS |
|----------------------|--------------|-------|
| 1 Mike Bragg.....    | 1968-79..... | 896   |
| 2 Tress Way.....     | 2014-18..... | 437   |
| 3 Matt Turk.....     | 1995-99..... | 388   |
| 4t Sammy Baugh.....  | 1937-52..... | 338   |
| 4t Pat Richter.....  | 1963-70..... | 338   |
| 6 Derrick Frost..... | 2005-07..... | 232   |
| 7 Sam Baker.....     | 1953-59..... | 223   |
| 8 Bryan Barker.....  | 2001-03..... | 222   |
| 9 Sav Rocca.....     | 2011-13..... | 218   |
| 10 Jeff Hayes.....   | 1982-85..... | 211   |

## KICKOFF RETURN YARDS

| PLAYER.....            | YEARS.....   | YDS.....   | KR ...   | AVG.....  | LG ...    | TD |
|------------------------|--------------|------------|----------|-----------|-----------|----|
| 1 Brian Mitchell.....  | 1990-99..... | 9,586..... | 421..... | 22.8..... | 101t..... | 2  |
| 2 Rock Cartwright..... | 2002-09..... | 5,332..... | 222..... | 24.4..... | 100t..... | 1  |
| 3 Mike Nelms.....      | 1980-84..... | 4,128..... | 175..... | 23.6..... | 84.....   | 0  |
| 4 Dick James.....      | 1956-63..... | 3,949..... | 155..... | 25.5..... | 72.....   | 0  |
| 5 Brandon Banks.....   | 2010-12..... | 2,856..... | 119..... | 24.0..... | 96t.....  | 1  |
| 6 Rickie Harris.....   | 1965-70..... | 2,326..... | 102..... | 22.8..... | 54.....   | 0  |
| 7 Eddie Saenz.....     | 1946-51..... | 2,191..... | 93.....  | 23.6..... | 94t.....  | 2  |
| 8 Ladell Betts.....    | 2002-09..... | 2,062..... | 86.....  | 24.0..... | 94t.....  | 1  |
| 9 James Thrash.....    | below*.....  | 1,903..... | 85.....  | 22.5..... | 95t.....  | 1  |
| 10 Larry Jones.....    | 1974-77..... | 1,816..... | 73.....  | 24.8..... | 102t..... | 1  |

\*1997-2000, 2004-09

## PUNT RETURN YARDS

| PLAYER.....              | YEARS.....   | YDS.....   | PR ...   | AVG.....   | LG ...    | TD |
|--------------------------|--------------|------------|----------|------------|-----------|----|
| 1 Brian Mitchell.....    | 1990-99..... | 3,476..... | 317..... | 11.0.....  | 84t.....  | 7  |
| 2 Mike Nelms.....        | 1980-84..... | 1,948..... | 212..... | 9.2.....   | 75t.....  | 2  |
| 3 Eddie Brown.....       | 1975-77..... | 1,150..... | 111..... | 10.4.....  | *71t..... | 1  |
| 4 Rickie Harris.....     | 1965-70..... | 1,005..... | 119..... | 8.4.....   | 86t.....  | 3  |
| 5 Brandon Banks.....     | 2010-12..... | 937.....   | 100..... | 9.4.....   | 55.....   | 0  |
| 6 Antwaan Randle El..... | 2006-09..... | 907.....   | 129..... | 7.0.....   | 87t.....  | 1  |
| 7 Dick James.....        | 1956-63..... | 794.....   | 98.....  | 8.1.....   | 39.....   | 0  |
| 8 Jamison Crowder.....   | 2015-18..... | 677.....   | 86.....  | 7.9.....   | 85t.....  | 1  |
| 9 Eddie Saenz.....       | 1946-51..... | 643.....   | 59.....  | 10.9.....  | *32.....  | 0  |
| 10 Andy Farkas.....      | 1938-44..... | *630.....  | *52..... | *12.1..... | *59.....  | 1  |



# TOP TENS: SINGLE-SEASON

## SCORING

| PLAYER               | YEAR | PTS | TD | PAT | FGM | 2-PT |
|----------------------|------|-----|----|-----|-----|------|
| 1 Mark Moseley       | 1983 | 181 | 0  | 62  | 33  | 0    |
| 2 Chip Lohmiller     | 1991 | 149 | 0  | 56  | 31  | 0    |
| 3 John Riggins       | 1983 | 144 | 24 | 0   | 0   | 0    |
| 4 Dustin Hopkins     | 2016 | 138 | 0  | 36  | 34  | 0    |
| 5 Chip Lohmiller     | 1990 | 131 | 0  | 41  | 30  | 0    |
| 6 Chip Lohmiller     | 1989 | 128 | 0  | 41  | 29  | 0    |
| 7 Terry Allen        | 1996 | 126 | 21 | 0   | 0   | 0    |
| 8t Chip Lohmiller    | 1992 | 120 | 0  | 30  | 30  | 0    |
| 8t Mark Moseley      | 1984 | 120 | 0  | 48  | 24  | 0    |
| 9t Graham Gano       | 2011 | 118 | 0  | 25  | 31  | 0    |
| 9t Scott Blanton [R] | 1996 | 118 | 0  | 40  | 26  | 0    |

## TOTAL TOUCHDOWNS

| PLAYER                 | YEAR | TD |
|------------------------|------|----|
| 1 John Riggins         | 1983 | 24 |
| 2 Terry Allen          | 1996 | 21 |
| 3 George Rogers        | 1986 | 18 |
| 4 Stephen Davis        | 1999 | 17 |
| 5 Charley Taylor       | 1966 | 15 |
| 6t Larry Brown         | 1973 | 14 |
| 6t John Riggins        | 1984 | 14 |
| 8t John Riggins        | 1981 | 13 |
| 8t Alfred Morris       | 2012 | 13 |
| 10t Seven players tied |      | 12 |

## RUSHING YARDS

| PLAYER           | YEAR | YDS   | ATT | AVG | LG  | TD |
|------------------|------|-------|-----|-----|-----|----|
| 1 Alfred Morris  | 2012 | 1,613 | 335 | 4.8 | 39t | 13 |
| 2 Clinton Portis | 2005 | 1,516 | 352 | 4.3 | 47t | 11 |
| 3 Clinton Portis | 2008 | 1,487 | 342 | 4.3 | 31  | 9  |
| 4 Stephen Davis  | 2001 | 1,432 | 356 | 4.0 | 32  | 5  |
| 5 Stephen Davis  | 1999 | 1,405 | 290 | 4.8 | 76t | 17 |
| 6 Terry Allen    | 1996 | 1,353 | 347 | 3.9 | 49t | 21 |
| 7 John Riggins   | 1983 | 1,347 | 375 | 3.6 | 44  | 24 |
| 8 Stephen Davis  | 2000 | 1,318 | 332 | 4.0 | 50t | 11 |
| 9 Clinton Portis | 2004 | 1,315 | 343 | 3.8 | 64t | 5  |
| 10 Terry Allen   | 1995 | 1,309 | 338 | 3.9 | 28  | 10 |

## RUSHING ATTEMPTS

| PLAYER              | YEAR | ATT |
|---------------------|------|-----|
| 1 John Riggins      | 1983 | 375 |
| 2 Stephen Davis     | 2001 | 356 |
| 3 Clinton Portis    | 2005 | 352 |
| 4 Terry Allen       | 1996 | 347 |
| 5 Clinton Portis    | 2004 | 343 |
| 6 Clinton Portis    | 2008 | 342 |
| 7 Terry Allen       | 1995 | 338 |
| 8 Alfred Morris [R] | 2012 | 335 |
| 9 Stephen Davis     | 2000 | 332 |
| 10 John Riggins     | 1984 | 327 |

## RUSHING TOUCHDOWNS

| PLAYER            | YEAR | TD |
|-------------------|------|----|
| 1 John Riggins    | 1983 | 24 |
| 2 Terry Allen     | 1996 | 21 |
| 3 George Rogers   | 1986 | 18 |
| 4 Stephen Davis   | 1999 | 17 |
| 5 John Riggins    | 1984 | 14 |
| 6t John Riggins   | 1981 | 13 |
| 6t Alfred Morris  | 2012 | 13 |
| 8t Stephen Davis  | 2000 | 11 |
| 8t Clinton Portis | 2005 | 11 |
| 8t Clinton Portis | 2007 | 11 |
| 8t Gerald Riggs   | 1991 | 11 |

## PASSING YARDS

| PLAYER            | YEAR | YDS   | ATT | COMP | TD | INT |
|-------------------|------|-------|-----|------|----|-----|
| 1 Kirk Cousins    | 2016 | 4,917 | 606 | 406  | 25 | 12  |
| 2 Kirk Cousins    | 2015 | 4,166 | 543 | 379  | 29 | 11  |
| 3 Jay Schroeder   | 1986 | 4,109 | 541 | 276  | 22 | 22  |
| 4 Kirk Cousins    | 2017 | 4,093 | 540 | 347  | 27 | 13  |
| 5 Brad Johnson    | 1999 | 4,005 | 519 | 316  | 24 | 13  |
| 6 Mark Rypien     | 1989 | 3,768 | 476 | 280  | 22 | 13  |
| 7 Sonny Jurgensen | 1967 | 3,747 | 508 | 288  | 31 | 16  |
| 8 Joe Theismann   | 1983 | 3,714 | 459 | 276  | 29 | 11  |
| 9 Jason Campbell  | 2009 | 3,618 | 507 | 327  | 20 | 15  |
| 10 Joe Theismann  | 1981 | 3,568 | 496 | 293  | 19 | 20  |

## PASS ATTEMPTS

| PLAYER            | YEAR | ATT |
|-------------------|------|-----|
| 1 Kirk Cousins    | 2016 | 606 |
| 2 Kirk Cousins    | 2015 | 543 |
| 3 Jay Schroeder   | 1986 | 541 |
| 4 Kirk Cousins    | 2017 | 540 |
| 5 Brad Johnson    | 1999 | 519 |
| 6 Trent Green     | 1998 | 509 |
| 7 Sonny Jurgensen | 1967 | 508 |
| 8 Jason Campbell  | 2009 | 507 |
| 9 Jason Campbell  | 2008 | 506 |
| 10 Joe Theismann  | 1981 | 496 |

## PASS COMPLETIONS

| PLAYER            | YEARS | COMP |
|-------------------|-------|------|
| 1 Kirk Cousins    | 2016  | 406  |
| 2 Kirk Cousins    | 2015  | 379  |
| 3 Kirk Cousins    | 2017  | 347  |
| 4 Jason Campbell  | 2009  | 327  |
| 5 Brad Johnson    | 1999  | 316  |
| 6 Jason Campbell  | 2008  | 315  |
| 7 Joe Theismann   | 1981  | 293  |
| 8 Sonny Jurgensen | 1967  | 288  |
| 9 Joe Theismann   | 1984  | 283  |
| 10 Mark Rypien    | 1989  | 280  |

## PASSING TOUCHDOWNS

| PLAYER             | YEARS | TD |
|--------------------|-------|----|
| 1 Sonny Jurgensen  | 1967  | 31 |
| 2t Kirk Cousins    | 2015  | 29 |
| 2t Joe Theismann   | 1983  | 29 |
| 4t Sonny Jurgensen | 1966  | 28 |
| 4t Mark Rypien     | 1991  | 28 |
| 6 Kirk Cousins     | 2017  | 27 |
| 7t Sammy Baugh     | 1947  | 25 |
| 7t Kirk Cousins    | 2016  | 25 |
| 9t Brad Johnson    | 1999  | 24 |
| 9t Sonny Jurgensen | 1964  | 24 |
| 9t Joe Theismann   | 1984  | 24 |

## PASSER RATING

| PLAYER                   | YEAR | RATING |
|--------------------------|------|--------|
| 1 Sammy Baugh            | 1945 | 109.9  |
| 2 Robert Griffin III [R] | 2012 | 102.4  |
| 3 Kirk Cousins           | 2015 | 101.6  |
| 4 Mark Rypien            | 1991 | 97.9   |
| 5 Kirk Cousins           | 2016 | 97.2   |
| 6 Joe Theismann          | 1983 | 97.0   |
| 7 Kirk Cousins           | 2017 | 93.9   |
| 8 Sammy Baugh            | 1947 | 92.0   |
| 9 Sonny Jurgensen        | 1970 | 91.5   |
| 10 Joe Theismann         | 1982 | 91.3   |

# TOP TENS: SINGLE-SEASON

## RECEIVING YARDS

| PLAYER           | YEAR | YDS.  |
|------------------|------|-------|
| 1 Santana Moss   | 2005 | 1,483 |
| 2 Bobby Mitchell | 1963 | 1,436 |
| 3 Henry Ellard   | 1994 | 1,397 |
| 4 Bobby Mitchell | 1962 | 1,384 |
| 5 Art Monk       | 1984 | 1,372 |
| 6 Pierre Garçon  | 2013 | 1,346 |
| 7 Gary Clark     | 1991 | 1,340 |
| 8 Gary Clark     | 1986 | 1,265 |
| 9 Gary Clark     | 1989 | 1,229 |
| 10 Art Monk      | 1985 | 1,226 |

## RECEPTIONS

| PLAYER             | YEAR | REC. |
|--------------------|------|------|
| 1 Pierre Garçon    | 2013 | 113  |
| 2 Art Monk         | 1984 | 106  |
| 3 Santana Moss     | 2010 | 93   |
| 4 Art Monk         | 1985 | 91   |
| 5 Laveranues Coles | 2004 | 90   |
| 6 Jordan Reed      | 2015 | 87   |
| 7 Art Monk         | 1989 | 86   |
| 8 Santana Moss     | 2005 | 84   |
| 9t Jordan Reed     | 2015 | 83   |
| 9t Chris Cooley    | 2008 | 83   |

## RECEIVING TOUCHDOWNS

| PLAYER               | YEAR | TD |
|----------------------|------|----|
| 1t Ricky Sanders     | 1988 | 12 |
| 1t Jerry Smith       | 1967 | 12 |
| 1t Charley Taylor    | 1966 | 12 |
| 1t Hugh Taylor       | 1952 | 12 |
| 5t Jordan Reed       | 2015 | 11 |
| 5t Bobby Mitchell    | 1962 | 11 |
| 7t Gary Clark        | 1991 | 10 |
| 7t Bobby Mitchell    | 1964 | 10 |
| 9t Gary Clark        | 1989 | 9  |
| 9t Bobby Mitchell    | 1966 | 9  |
| 9t Santana Moss      | 2005 | 9  |
| 9t Pat Richter       | 1968 | 9  |
| 9t Jerry Smith       | 1969 | 9  |
| 9t Jerry Smith       | 1970 | 9  |
| 9t Charley Taylor    | 1967 | 9  |
| 9t Hugh Taylor       | 1949 | 9  |
| 9t Hugh Taylor       | 1950 | 9  |
| 9t Michael Westbrook | 1999 | 9  |

## SACKS (SINCE 1982)

| PLAYER               | YEAR | SACKS |
|----------------------|------|-------|
| 1 Dexter Manley      | 1986 | 18.5  |
| 2 Dexter Manley      | 1985 | 15.0  |
| 3 Charles Mann       | 1985 | 14.5  |
| 4t Ryan Kerrigan     | 2014 | 13.5  |
| 4t Ken Harvey        | 1994 | 13.5  |
| 4t Dexter Manley     | 1984 | 13.5  |
| 7t Ryan Kerrigan     | 2018 | 13.0  |
| 7t Ryan Kerrigan     | 2017 | 13.0  |
| 9 Marco Coleman      | 2000 | 12.5  |
| 10t Dave Butz        | 1983 | 11.5  |
| 10t Charles Mann     | 1991 | 11.5  |
| 12t Ryan Kerrigan    | 2016 | 11.0  |
| 12t Andre Carter     | 2009 | 11.0  |
| 12t Brian Orakpo (R) | 2009 | 11.0  |
| 12t LaVar Arrington  | 2002 | 11.0  |
| 12t Dexter Manley    | 1983 | 11.0  |
| 12t Rich Owens       | 1996 | 11.0  |

## INTERCEPTIONS

| PLAYER             | YEAR | INT |
|--------------------|------|-----|
| 1 Dan Sandifer (R) | 1948 | 13  |
| 2 Paul Krause (R)  | 1964 | 12  |
| 3 Sammy Baugh      | 1943 | 11  |
| 4 Don Doll         | 1953 | 10  |
| 5t Dick Alban      | 1954 | 9   |
| 5t Mark Murphy     | 1983 | 9   |
| 5t Lemar Parrish   | 1979 | 9   |
| 5t Barry Wilburn   | 1987 | 9   |
| 9t Mike Bass       | 1971 | 8   |
| 9t Norb Hecker     | 1956 | 8   |
| 9t Paul Krause     | 1967 | 8   |
| 9t Joe Lavender    | 1976 | 8   |
| 9t Brig Owens      | 1968 | 8   |

## FIELD GOAL PCT. (MIN. 1 FGA/G)

| PLAYER               | YEAR | PCT.         |
|----------------------|------|--------------|
| 1 Mark Moseley       | 1982 | 95.2 (20-21) |
| 2 Kai Forbath        | 2012 | 94.4 (17-18) |
| 3 Dustin Hopkins     | 2018 | 89.7 (26-29) |
| 4 Dustin Hopkins     | 2015 | 89.3 (25-28) |
| 5 Kai Forbath        | 2014 | 88.9 (24-27) |
| 6 Shaun Suisham      | 2009 | 85.7 (18-21) |
| 7 Dustin Hopkins     | 2019 | 83.3 (25-30) |
| 8 Shaun Suisham      | 2007 | 82.9 (29-35) |
| 9 Kai Forbath        | 2013 | 81.8 (18-22) |
| 10 Scott Blanton (R) | 1996 | 81.3 (26-32) |

## FIELD GOALS MADE

| PLAYER            | YEAR | FG |
|-------------------|------|----|
| 1 Dustin Hopkins  | 2016 | 34 |
| 2 Mark Moseley    | 1983 | 33 |
| 3t Graham Gano    | 2011 | 31 |
| 3t Chip Lohmiller | 1991 | 31 |
| 5t Chip Lohmiller | 1990 | 30 |
| 5t Chip Lohmiller | 1992 | 30 |
| 7t Curt Knight    | 1971 | 29 |
| 7t Chip Lohmiller | 1989 | 29 |
| 7t Shaun Suisham  | 2007 | 29 |
| 10 Eddie Murray   | 1995 | 27 |

## PUNTING AVERAGE

| PLAYER        | YEAR | AVG. |
|---------------|------|------|
| 1 Tress Way   | 2019 | 49.6 |
| 2 Sammy Baugh | 1940 | 51.4 |
| 3 Sammy Baugh | 1941 | 48.7 |
| 4 Sammy Baugh | 1942 | 48.2 |
| 5 Tress Way   | 2014 | 47.5 |
| 6 Tress Way   | 2015 | 46.1 |
| 7 Sammy Baugh | 1943 | 45.9 |
| 8 Tress Way   | 2017 | 45.7 |
| 9 Sam Baker   | 1959 | 45.5 |
| 10 Sam Baker  | 1958 | 45.4 |

# TOP TENS: SINGLE-SEASON

## NET PUNTING AVERAGE (SINCE 1976)

| PLAYER.....        | YEAR.....  | AVG..... |
|--------------------|------------|----------|
| 1 Tress Way .....  | 2019 ..... | 44.1     |
| 2 Tress Way .....  | 2018 ..... | 41.5     |
| 3 Tress Way .....  | 2014 ..... | 40.0     |
| 4 Tress Way .....  | 2015 ..... | 39.8     |
| 5 Matt Turk .....  | 1997 ..... | 39.2     |
| 6 Matt Turk .....  | 1996 ..... | 39.2     |
| 7 Tress Way .....  | 2017 ..... | 39.0     |
| 8 Sav Rocca .....  | 2011 ..... | 39.0     |
| 9 Matt Turk .....  | 1998 ..... | 39.0     |
| 10 Tress Way ..... | 2016 ..... | 38.9     |

## PUNTING YARDS

| PLAYER.....         | YEAR..... | YDS..... |
|---------------------|-----------|----------|
| 1 Tom Tupa.....     | 2004..... | 4,544    |
| 2 Matt Turk.....    | 1998..... | 4,103    |
| 3 Mike Bragg.....   | 1978..... | 4,056    |
| 4 Tress Way.....    | 2019..... | 3,913    |
| 5 Matt Turk.....    | 1997..... | 3,788    |
| 6 Tress Way.....    | 2017..... | 3,794    |
| 7 Pat Richter.....  | 1964..... | 3,749    |
| 8 Bryan Barker..... | 2001..... | 3,747    |
| 9 Tress Way.....    | 2014..... | 3,659    |
| 10 Reggie Roby..... | 1994..... | 3,639    |

## PUNTS

| PLAYER.....          | YEAR..... | PUNTS..... |
|----------------------|-----------|------------|
| 1t Mike Bragg.....   | 1978..... | 103        |
| 1t Tom Tupa.....     | 2004..... | 103        |
| 3 Matt Turk.....     | 1998..... | 93         |
| 4t Mike Bragg.....   | 1977..... | 91         |
| 4t Pat Richter.....  | 1964..... | 91         |
| 6t Bryan Barker..... | 2001..... | 90         |
| 6t Mike Bragg.....   | 1976..... | 90         |
| 8 Mike Connell.....  | 1980..... | 85         |
| 9t Bryan Barker..... | 2003..... | 84         |
| 9t Sav Rocca.....    | 2013..... | 84         |
| 9t Matt Turk.....    | 1997..... | 84         |

## KICKOFF RETURN AVERAGE

| PLAYER.....              | YEAR..... | AVG.....  | ATT..... | YDS.....   | LG.....   | TD..... |
|--------------------------|-----------|-----------|----------|------------|-----------|---------|
| 1 Mike Nelms.....        | 1981..... | 29.7..... | 37.....  | 1,099..... | 84.....   | 0       |
| 2 Dick James.....        | 1961..... | 29.4..... | 21.....  | 617.....   | 48.....   | 0       |
| 3 Larry Jones (R).....   | 1974..... | 29.2..... | 23.....  | 672.....   | 102t..... | 1       |
| 4 Herb Mul-Key.....      | 1973..... | 28.1..... | 36.....  | 1,011..... | 97t.....  | 1       |
| 5 Joe Scudero.....       | 1955..... | 28.0..... | 25.....  | 699.....   | 94t.....  | 1       |
| 6 Dick James.....        | 1962..... | 27.8..... | 32.....  | 889.....   | 72.....   | 0       |
| 7 Dick James.....        | 1963..... | 27.7..... | 30.....  | 830.....   | 48.....   | 0       |
| 8 Eddie Saenz.....       | 1947..... | 27.5..... | 29.....  | 797.....   | 94t.....  | 2       |
| 9 Speedy Duncan.....     | 1971..... | 26.8..... | 27.....  | 724.....   | 48.....   | 0       |
| 10 Dale Atkeson (R)..... | 1954..... | 26.0..... | 24.....  | 623.....   | 99t.....  | 1       |

## KICKOFF RETURN YARDS

| PLAYER.....              | YEAR..... | YARDS..... |
|--------------------------|-----------|------------|
| 1 Rock Cartwright.....   | 2006..... | 1,541      |
| 2 Brian Mitchell.....    | 1994..... | 1,478      |
| 3 Brian Mitchell.....    | 1995..... | 1,408      |
| 4 Rock Cartwright.....   | 2007..... | 1,339      |
| 5 Brian Mitchell.....    | 1998..... | 1,337      |
| 6 Rock Cartwright.....   | 2008..... | 1,307      |
| 7 Brian Mitchell.....    | 1996..... | 1,258      |
| 8 Brandon Banks.....     | 2011..... | 1,174      |
| 9 Brandon Banks (R)..... | 2010..... | 1,155      |
| 10 Michael Bates.....    | 2001..... | 1,150      |

## PUNT RETURN AVERAGE

| PLAYER.....              | YEAR..... | ATT..... | YDS..... | AVG.....  | LG.....  | TD..... |
|--------------------------|-----------|----------|----------|-----------|----------|---------|
| 1 Johnny Williams (R) .. | 1952..... | 24.....  | 366..... | 15.3..... | 74t..... | 2       |
| 2 Brian Mitchell.....    | 1994..... | 32.....  | 452..... | 14.1..... | 78t..... | 2       |
| 3 Eddie Brown.....       | 1976..... | 48.....  | 646..... | 13.5..... | 71t..... | 1       |
| 4 Brian Mitchell.....    | 1991..... | 45.....  | 600..... | 13.3..... | 69t..... | 2       |
| 5 Eddie Saenz.....       | 1947..... | 24.....  | 308..... | 12.8..... | 90.....  | 0       |
| 6 Brian Mitchell.....    | 1995..... | 25.....  | 315..... | 12.6..... | 59t..... | 1       |
| 7 Eric Metcalf.....      | 2001..... | 33.....  | 412..... | 12.5..... | 89t..... | 1       |
| 8 Rickie Harris (R)..... | 1965..... | 31.....  | 377..... | 12.2..... | 57t..... | 1       |
| 9 Jamison Crowder.....   | 2016..... | 27.....  | 328..... | 12.1..... | 85t..... | 1       |
| 10 Steve Bagarus (R) ..  | 1945..... | 21.....  | 251..... | 12.0..... | 28.....  | 0       |

## PUNT RETURN YARDS

| PLAYER.....               | YEAR..... | YARDS..... |
|---------------------------|-----------|------------|
| 1 Eddie Brown.....        | 1976..... | 646        |
| 2 Brian Mitchell.....     | 1991..... | 600        |
| 3 Brian Mitchell.....     | 1998..... | 506        |
| 4 Mike Nelms.....         | 1981..... | 492        |
| 5 Mike Nelms.....         | 1980..... | 487        |
| 6t Eddie Brown.....       | 1977..... | 452        |
| 6t Brian Mitchell.....    | 1994..... | 452        |
| 8 Tony Green (R).....     | 1978..... | 443        |
| 9 Brian Mitchell.....     | 1997..... | 442        |
| 10 Brandon Banks (R)..... | 2010..... | 431        |

# YEAR-BY-YEAR STAT COMPARISON

| YEAR | SCORING         |                 |                 | RUSHING         |                 |                 | PASSING         |                 |                 | DWN-OPP COM-COM | DWN-OPP PCT-PCT | DWN-OPP YDS-YDS | DWN-OPP AVG-AVG | DWN-OPP TD-TD | DWN-OPP INT-INT |
|------|-----------------|-----------------|-----------------|-----------------|-----------------|-----------------|-----------------|-----------------|-----------------|-----------------|-----------------|-----------------|-----------------|---------------|-----------------|
|      | DWN-OPP PIS-PIS | DWN-OPP PPG-PPG | DWN-OPP ATT-ATT | DWN-OPP YDS-YDS | DWN-OPP ATT-ATT | DWN-OPP YDS-YDS | DWN-OPP YDS-YDS | DWN-OPP YDS-YDS | DWN-OPP YDS-YDS |                 |                 |                 |                 |               |                 |
| 1932 | 55-79           | 5.5-7.9         | 304             | 1,249           | 4               | 106-162         | 33-72           | 16.3            | 18.5            | 17              | 213             | 2.3             | 1               | 15            |                 |
| 1933 | 85-81           | 8.5-8.1         | 466-329         | 2,258-1,159     | 11-6            | 138-159         | 35-45           | 31.1-44.4       | 4.9-8.1         | 33-72           | 514-1,312       | 4.9-8.1         | 1-7             | 25-24         |                 |
| 1934 | 103-97          | 8.9-78          | 415-410         | 1,668-1,715     | 10-5            | 175-167         | 35-45           | 25.4-28.3       | 3.3-4.3         | 35-45           | 459-682         | 3.3-4.3         | 4-4             | 22-18         |                 |
| 1935 | 65-123          | 8.9-11.2        | 447-404         | 1,271-988       | 5-5             | 214-198         | 48-68           | 27.4-40.7       | 4.4-5.6         | 48-68           | 767-928         | 4.4-5.6         | 3-8             | 35-29         |                 |
| 1936 | 149-110         | 12.4-9.2        | 435-434         | 1,454-1,148     | 8-3             | 222-171         | 99-66           | 36.0-31.3       | 5.2-4.8         | 99-66           | 1,102-954       | 5.2-4.8         | 5-7             | 23-22         |                 |
| 1937 | 195-120         | 17.7-10.9       | 450-352         | 1,604-1,149     | 8-3             | 248-195         | 114-69          | 46.0-35.4       | 5.9-5.5         | 114-69          | 1,316-946       | 5.9-5.5         | 11-12           | 20-17         |                 |
| 1938 | 148-154         | 13.5-4.0        | 388-427         | 1,424-1,231     | 10-8            | 201-243         | 117-90          | 58.2-37.0       | 6.2-4.8         | 117-90          | 1,536-943       | 6.2-4.8         | 9-9             | 28-19         |                 |
| 1939 | 242-94          | 22.0-8.5        | 410-412         | 1,493-989       | 12-5            | 244-287         | 144-125         | 59.0-43.6       | 8.9-4.6         | 144-125         | 1,795-1,116     | 8.9-4.6         | 18-6            | 18-24         |                 |
| 1940 | 245-142         | 20.3-12.9       | 400-362         | 1,602-1,075     | 15-5            | 262-229         | 134-103         | 51.1-45.0       | 7.7-6.2         | 134-103         | 1,887-1,782     | 7.7-6.2         | 18-11           | 22-18         |                 |
| 1941 | 176-174         | 16.0-15.8       | 406-410         | 1,087-1,110     | 8-16            | 257-216         | 137-81          | 53.3-37.5       | 6.0-5.8         | 137-81          | 1,563-1,338     | 6.0-5.8         | 11-14           | 30-23         |                 |
| 1942 | 227-102         | 20.6-9.3        | 413-367         | 1,521-948       | 3-7.2.3         | 254-193         | 139-77          | 54.7-39.9       | 6.2-5.1         | 139-77          | 1,600-1,093     | 6.2-5.1         | 16-5            | 17-19         |                 |
| 1943 | 229-137         | 22.9-13.7       | 320-406         | 1,085-1,330     | 3.4-3.3         | 254-193         | 139-77          | 54.7-39.9       | 7.2-5.3         | 139-77          | 1,600-1,093     | 7.2-5.3         | 24-9            | 20-26         |                 |
| 1944 | 169-160         | 16.9-16.0       | 342-409         | 904-1,492       | 6-15            | 289-188         | 170-84          | 56.9-44.7       | 8.0-6.8         | 170-84          | 2,021-1,166     | 8.0-6.8         | 17-9            | 17-19         |                 |
| 1945 | 209-121         | 20.9-12.1       | 394-337         | 1,708-1,003     | 4.3-3.6         | 228-209         | 146-95          | 64.0-45.5       | 8.1-5.4         | 146-95          | 1,838-1,121     | 8.1-5.4         | 12-9            | 11-16         |                 |
| 1946 | 171-191         | 15.5-17.4       | 438-407         | 1,492-1,103     | 3.4-2.7         | 221-216         | 112-101         | 50.7-46.8       | 7.3-6.2         | 112-101         | 1,613-1,342     | 7.3-6.2         | 10-10           | 22-24         |                 |
| 1947 | 295-367         | 24.6-30.6       | 384-409         | 1,343-1,546     | 3.6-3.8         | 416-262         | 231-146         | 55.5-51.8       | 8.0-6.6         | 231-146         | 3,336-2,422     | 8.0-6.6         | 28-26           | 28-24         |                 |
| 1948 | 291-287         | 24.3-23.9       | 434-482         | 1,603-1,958     | 3.7-4.1         | 360-289         | 202-135         | 56.1-46.7       | 8.0-6.8         | 202-135         | 2,861-1,953     | 8.0-6.8         | 24-20           | 16-21         |                 |
| 1949 | 268-339         | 22.3-28.3       | 407-483         | 1,579-2,316     | 3.9-4.8         | 394-316         | 197-148         | 50.0-46.8       | 7.2-7.6         | 197-148         | 2,816-2,409     | 7.2-7.6         | 22-24           | 29-18         |                 |
| 1950 | 232-326         | 19.3-27.2       | 410-462         | 1,773-1,944     | 4.3-4.2         | 314-328         | 154-145         | 48.0-44.2       | 6.7-6.9         | 154-145         | 2,093-2,276     | 6.7-6.9         | 18-19           | 25-19         |                 |
| 1951 | 183-296         | 15.3-24.7       | 547-484         | 2,151-2,093     | 3.9-4.5         | 226-289         | 99-140          | 43.8-47.4       | 6.8-7.1         | 99-140          | 1,508-2,104     | 6.8-7.1         | 8-16            | 25-18         |                 |
| 1952 | 240-287         | 20.0-23.9       | 467-428         | 1,655-1,817     | 3.5-4.2         | 278-350         | 107-121         | 51.4-44.0       | 7.4-6.6         | 107-121         | 2,127-1,817     | 7.4-6.6         | 20-12           | 21-18         |                 |
| 1953 | 208-215         | 17.3-17.9       | 413-455         | 1,726-1,886     | 4.2-4.1         | 257-367         | 116-127         | 45.1-56.1       | 6.2-5.6         | 116-127         | 1,736-1,950     | 6.2-5.6         | 12-8            | 29-27         |                 |
| 1954 | 207-432         | 17.3-36.0       | 427-400         | 1,826-1,888     | 3.8-4.7         | 257-367         | 116-127         | 45.1-56.1       | 15-33           | 116-127         | 1,813-3,060     | 15-33           | 15-33           | 32-18         |                 |
| 1955 | 246-222         | 20.5-18.5       | 478-391         | 2,000-1,275     | 4.2-3.3         | 257-340         | 101-165         | 39.3-48.3       | 6.0-6.4         | 101-165         | 1,549-2,189     | 6.0-6.4         | 11-17           | 21-19         |                 |
| 1956 | 193-225         | 15.3-18.6       | 501-446         | 1,743-1,570     | 3.5-3.5         | 215-240         | 104-220         | 48.4-50.0       | 6.2-7.2         | 104-220         | 1,335-1,739     | 6.2-7.2         | 11-11           | 18-18         |                 |
| 1957 | 251-230         | 19.9-19.2       | 500-394         | 1,873-1,567     | 3.7-4.0         | 201-282         | 109-135         | 54.2-51.5       | 8.7-8.4         | 109-135         | 1,741-2,193     | 8.7-8.4         | 11-18           | 13-16         |                 |
| 1958 | 184-268         | 17.8-22.3       | 480-396         | 1,977-1,734     | 4.1-4.4         | 251-300         | 121-163         | 48.2-51.0       | 7.9-9.3         | 121-163         | 1,989-2,782     | 7.9-9.3         | 14-21           | 17-16         |                 |
| 1959 | 215-350         | 15.4-23.2       | 422-404         | 1,964-2,214     | 4.7-5.5         | 284-319         | 121-165         | 42.6-56.0       | 6.4-8.2         | 121-165         | 1,824-2,606     | 6.4-8.2         | 13-26           | 23-13         |                 |
| 1960 | 178-309         | 14.8-25.7       | 415-362         | 1,313-1,502     | 3.2-4.1         | 274-321         | 147-169         | 53.6-52.6       | 9-24            | 147-169         | 1,816-2,768     | 9-24            | 13-26           | 23-15         |                 |
| 1961 | 174-392         | 12.4-28.0       | 361-412         | 1,072-1,550     | 3.0-3.8         | 420-409         | 189-238         | 45.0-56.2       | 6.1-8.5         | 189-238         | 2,566-3,493     | 6.1-8.5         | 12-37           | 28-26         |                 |
| 1962 | 305-376         | 21.8-29.9       | 371-411         | 1,088-1,636     | 2.9-4.0         | 428-412         | 223-247         | 52.1-60.0       | 8.3-9.4         | 223-247         | 3,532-3,860     | 8.3-9.4         | 27-35           | 27-28         |                 |
| 1963 | 279-398         | 19.9-28.4       | 344-469         | 1,289-1,863     | 3.7-4.0         | 430-417         | 204-230         | 47.4-55.2       | 8.2-8.4         | 204-230         | 3,525-3,484     | 8.2-8.4         | 17-33           | 34-21         |                 |
| 1964 | 307-305         | 21.9-21.8       | 366-440         | 1,237-1,813     | 3.4-4.1         | 415-406         | 214-193         | 51.8-47.5       | 7.4-6.4         | 214-193         | 3,071-2,600     | 7.4-6.4         | 25-16           | 16-34         |                 |
| 1965 | 257-301         | 18.4-21.5       | 354-486         | 1,037-1,753     | 2.9-3.6         | 427-318         | 220-161         | 51.5-50.6       | 6.8-8.0         | 220-161         | 2,908-2,359     | 6.8-8.0         | 20-15           | 20-27         |                 |
| 1966 | 351-355         | 25.1-25.4       | 356-438         | 1,377-1,831     | 3.9-4.3         | 443-411         | 255-224         | 57.8-54.5       | 7.3-7.9         | 255-224         | 3,230-3,237     | 7.3-7.9         | 28-21           | 20-23         |                 |
| 1967 | 347-353         | 24.8-25.2       | 345-431         | 1,247-1,852     | 3.6-4.2         | 527-488         | 301-261         | 57.1-55.8       | 7.4-7.9         | 301-261         | 3,887-3,713     | 7.4-7.9         | 31-20           | 17-20         |                 |
| 1968 | 249-358         | 17.8-25.6       | 360-487         | 1,164-2,194     | 3.2-4.4         | 408-369         | 227-202         | 55.6-56.3       | 6.9-7.4         | 227-202         | 2,824-2,662     | 6.9-7.4         | 23-16           | 18-21         |                 |
| 1969 | 307-319         | 21.9-22.8       | 377-410         | 1,532-2,299     | 4.1-4.5         | 444-369         | 275-192         | 61.9-52.0       | 7.0-6.3         | 275-192         | 3,106-2,316     | 7.0-6.3         | 22-11           | 16-16         |                 |
| 1970 | 297-314         | 21.2-22.4       | 444-468         | 2,021-2,068     | 4.6-4.4         | 342-374         | 203-205         | 59.4-54.8       | 6.9-6.5         | 203-205         | 2,357-2,434     | 6.9-6.5         | 23-14           | 10-15         |                 |
| 1971 | 276-190         | 19.7-13.6       | 477-406         | 1,757-1,396     | 3.7-3.4         | 334-411         | 182-191         | 54.5-46.5       | 7.2-6.0         | 182-191         | 2,381-2,448     | 7.2-6.0         | 13-11           | 15-19         |                 |
| 1972 | 336-218         | 24.0-15.6       | 513-427         | 2,082-1,733     | 4.1-4.1         | 284-367         | 159-186         | 56.0-50.7       | 8.0-5.8         | 159-186         | 2,281-2,130     | 8.0-5.8         | 21-10           | 16-27         |                 |
| 1973 | 325-198         | 23.2-14.1       | 459-480         | 1,439-1,603     | 3.1-3.3         | 372-408         | 209-203         | 56.2-50.0       | 6.9-6.2         | 209-203         | 2,560-2,531     | 6.9-6.2         | 20-12           | 14-26         |                 |
| 1974 | 320-196         | 22.9-14.0       | 470-414         | 1,443-1,439     | 3.1-3.5         | 413-399         | 254-197         | 61.5-49.4       | 7.2-5.3         | 254-197         | 2,978-2,102     | 7.2-5.3         | 22-13           | 11-25         |                 |

# YEAR-BY-YEAR STAT COMPARISON

| YEAR | SCORING  |           |          |          |             | RUSHING |       |         |         |           | PASSING     |             |         |         |         | OWN-OPP |       |         |         |  |
|------|----------|-----------|----------|----------|-------------|---------|-------|---------|---------|-----------|-------------|-------------|---------|---------|---------|---------|-------|---------|---------|--|
|      | PTS-PPTS | PPG-PPG   | OWN-OPP  | ATT-ATT  | YDS-YDS     | OWN-OPP | TO-TO | OWN-OPP | ATT-ATT | YDS-YDS   | OWN-OPP     | COM-COM     | PCT-PCT | YDS-YDS | OWN-OPP | AVG-AVG | TO-TO | OWN-OPP | INT-INT |  |
| 1975 | 325-276  | 23.2-19.7 | 444-525  | 548-555  | 1,752-2,047 | 3.9-3.9 | 9-11  | 448-389 | 229-217 | 51.1-55.8 | 3,092-2,712 | 2,288-2,241 | 6.9-7.0 | 20-17   | 29-18   |         |       |         |         |  |
| 1976 | 291-217  | 20.8-15.5 | 548-555  | 502-537  | 2,111-2,205 | 3.9-4.0 | 10-12 | 370-354 | 197-146 | 50.4-41.2 | 2,288-2,241 | 6.9-7.0     | 20-11   | 20-26   |         |         |       |         |         |  |
| 1977 | 196-189  | 14.0-13.5 | 502-537  | 537-625  | 1,752-2,039 | 3.5-3.8 | 4-8   | 383-380 | 193-167 | 47.8-43.9 | 2,288-2,241 | 6.0-6.4     | 15-12   | 16-21   |         |         |       |         |         |  |
| 1978 | 343-283  | 21.7-17.7 | 537-625  | 609-541  | 2,328-2,536 | 3.8-4.0 | 10-15 | 438-403 | 212-187 | 48.4-48.2 | 2,978-2,701 | 6.8-6.6     | 17-11   | 21-22   |         |         |       |         |         |  |
| 1979 | 488-295  | 18.1-18.4 | 609-541  | 517-585  | 2,328-2,154 | 3.8-4.0 | 17-21 | 401-470 | 235-234 | 58.6-48.8 | 2,839-3,359 | 7.1-7.1     | 20-18   | 15-26   |         |         |       |         |         |  |
| 1980 | 281-293  | 16.3-18.3 | 517-585  | 532-532  | 2,016-2,524 | 3.9-4.3 | 12-16 | 486-392 | 284-187 | 58.4-47.7 | 3,171-2,504 | 6.5-6.4     | 17-17   | 18-33   |         |         |       |         |         |  |
| 1981 | 347-348  | 21.7-21.8 | 532-532  | 315-247  | 2,157-2,161 | 4.1-4.1 | 19-17 | 253-452 | 307-214 | 58.5-47.3 | 3,743-3,310 | 7.1-7.3     | 19-21   | 22-24   |         |         |       |         |         |  |
| 1982 | 190-128  | 21.1-14.2 | 315-247  | 629-349  | 1,140-946   | 3.6-3.8 | 5-8   | 525-275 | 162-146 | 64.0-53.1 | 2,068-1,870 | 8.2-6.8     | 13-8    | 9-11    |         |         |       |         |         |  |
| 1983 | 541-332  | 33.6-20.8 | 629-349  | 588-380  | 2,625-1,289 | 4.2-3.7 | 30-9  | 463-570 | 278-301 | 60.0-52.8 | 3,765-4,377 | 8.1-7.7     | 29-28   | 11-34   |         |         |       |         |         |  |
| 1984 | 426-310  | 26.6-19.4 | 588-380  | 578-380  | 2,274-1,589 | 3.9-4.1 | 20-13 | 485-575 | 286-319 | 59.0-55.3 | 3,417-4,301 | 7.0-7.5     | 24-25   | 13-21   |         |         |       |         |         |  |
| 1985 | 297-312  | 18.8-19.5 | 578-380  | 571-424  | 2,523-1,734 | 4.4-4.1 | 20-11 | 512-465 | 280-239 | 54.7-51.4 | 3,243-3,124 | 6.3-6.7     | 13-19   | 21-23   |         |         |       |         |         |  |
| 1986 | 368-296  | 23.0-18.5 | 474-459  | 500-4-10 | 1,732-1,805 | 3.7-3.9 | 23-14 | 542-532 | 276-300 | 50.9-56.8 | 4,109-3,916 | 7.6-7.4     | 22-21   | 18-23   |         |         |       |         |         |  |
| 1987 | 379-285  | 25.9-19.0 | 500-4-10 | 437-442  | 2,102-1,679 | 4.2-3.8 | 18-10 | 478-527 | 247-276 | 51.7-52.4 | 3,718-3,767 | 7.8-7.1     | 27-19   | 22-19   |         |         |       |         |         |  |
| 1988 | 345-387  | 21.8-24.2 | 437-442  | 514-384  | 1,543-1,745 | 3.5-3.9 | 8-7   | 582-497 | 327-261 | 55.2-52.5 | 4,399-3,744 | 7.3-7.5     | 33-24   | 25-14   |         |         |       |         |         |  |
| 1989 | 386-308  | 24.1-19.3 | 514-384  | 515-382  | 1,904-1,344 | 3.7-3.5 | 14-9  | 581-530 | 337-277 | 56.0-52.3 | 4,476-3,885 | 7.7-7.3     | 24-25   | 17-27   |         |         |       |         |         |  |
| 1990 | 381-301  | 23.8-18.8 | 515-382  | 540-348  | 2,083-1,587 | 4.0-4.2 | 16-8  | 536-514 | 301-281 | 56.2-54.7 | 3,611-3,483 | 6.7-6.8     | 22-21   | 22-21   |         |         |       |         |         |  |
| 1991 | 485-224  | 30.3-14.0 | 540-348  | 489-406  | 2,049-1,345 | 3.8-3.8 | 21-11 | 447-548 | 261-292 | 59.4-53.3 | 3,771-3,292 | 8.4-8.0     | 30-13   | 11-27   |         |         |       |         |         |  |
| 1992 | 300-255  | 18.8-15.9 | 489-406  | 487-520  | 1,727-1,696 | 3.6-4.2 | 10-11 | 485-486 | 272-258 | 58.1-55.4 | 3,339-3,021 | 6.9-6.5     | 15-15   | 17-23   |         |         |       |         |         |  |
| 1993 | 330-345  | 14.4-21.6 | 487-520  | 454-508  | 1,728-2,212 | 4.4-4.1 | 11-14 | 533-483 | 287-291 | 53.8-60.2 | 2,764-3,584 | 5.2-7.4     | 11-24   | 21-17   |         |         |       |         |         |  |
| 1994 | 320-412  | 20.0-25.8 | 407-556  | 469-483  | 1,415-1,975 | 3.5-3.6 | 5-24  | 546-486 | 271-300 | 49.6-60.5 | 3,524-3,799 | 6.5-7.7     | 25-22   | 20-17   |         |         |       |         |         |  |
| 1995 | 326-359  | 20.4-22.4 | 469-483  | 487-520  | 1,956-2,132 | 4.2-4.4 | 15-18 | 521-546 | 265-338 | 50.9-61.9 | 3,496-3,403 | 6.7-6.2     | 16-20   | 20-16   |         |         |       |         |         |  |
| 1996 | 364-312  | 22.8-18.5 | 487-520  | 454-508  | 1,910-2,275 | 4.1-4.4 | 27-20 | 471-560 | 270-325 | 57.3-58.0 | 3,453-3,655 | 7.3-6.5     | 12-12   | 11-21   |         |         |       |         |         |  |
| 1997 | 327-289  | 20.4-18.1 | 454-508  | 401-531  | 1,685-2,436 | 3.6-4.4 | 12-15 | 547-513 | 289-287 | 51.7-52.0 | 3,561-3,098 | 6.5-6.0     | 22-14   | 22-16   |         |         |       |         |         |  |
| 1998 | 319-421  | 19.9-26.3 | 401-531  | 464-439  | 2,039-1,973 | 4.2-4.8 | 15-24 | 565-483 | 304-288 | 53.8-57.0 | 3,724-3,112 | 6.6-6.3     | 24-21   | 14-13   |         |         |       |         |         |  |
| 1999 | 443-377  | 27.7-23.6 | 464-439  | 445-430  | 2,039-1,973 | 4.4-4.5 | 23-16 | 537-589 | 324-328 | 60.3-55.7 | 4,112-3,953 | 7.7-6.7     | 26-23   | 14-24   |         |         |       |         |         |  |
| 2000 | 281-268  | 17.6-16.8 | 445-430  | 490-484  | 1,748-1,863 | 3.9-4.3 | 14-9  | 561-462 | 343-254 | 61.1-55.0 | 3,892-2,904 | 6.9-6.3     | 18-12   | 21-17   |         |         |       |         |         |  |
| 2001 | 296-303  | 16.0-18.9 | 490-484  | 442-435  | 1,889-1,754 | 4.0-3.9 | 10-10 | 432-473 | 239-282 | 54.4-55.4 | 2,716-3,116 | 6.3-6.6     | 19-19   | 13-23   |         |         |       |         |         |  |
| 2002 | 307-375  | 19.2-22.8 | 442-435  | 471-519  | 1,659-2,217 | 3.9-4.4 | 10-14 | 559-531 | 300-284 | 53.7-52.3 | 3,523-3,283 | 6.3-6.2     | 24-19   | 20-14   |         |         |       |         |         |  |
| 2003 | 287-372  | 17.9-23.3 | 471-519  | 471-519  | 1,659-2,217 | 3.9-4.4 | 8-20  | 527-483 | 389-385 | 53.7-59.0 | 3,273-3,354 | 6.2-6.9     | 21-23   | 16-17   |         |         |       |         |         |  |
| 2004 | 240-265  | 15.0-16.6 | 471-519  | 425-411  | 1,786-1,304 | 3.7-3.1 | 6-7   | 514-515 | 288-294 | 56.0-57.0 | 2,874-3,222 | 5.6-6.3     | 19-17   | 17-18   |         |         |       |         |         |  |
| 2005 | 359-293  | 24.2-18.3 | 425-411  | 490-492  | 2,183-1,896 | 4.2-4.1 | 15-15 | 481-535 | 278-291 | 57.8-54.4 | 3,346-3,318 | 7.0-6.2     | 25-15   | 11-16   |         |         |       |         |         |  |
| 2006 | 307-376  | 19.2-23.5 | 490-492  | 478-398  | 2,216-2,197 | 4.5-4.5 | 13-9  | 470-486 | 274-289 | 58.3-59.5 | 3,174-3,586 | 6.8-7.4     | 19-30   | 10-6    |         |         |       |         |         |  |
| 2007 | 334-310  | 20.9-23.5 | 478-398  | 481-449  | 1,871-1,460 | 3.8-3.7 | 15-10 | 525-602 | 319-351 | 60.8-58.3 | 3,822-3,822 | 6.9-6.0     | 18-20   | 11-14   |         |         |       |         |         |  |
| 2008 | 265-296  | 16.8-18.5 | 478-398  | 453-443  | 2,085-1,526 | 4.4-3.8 | 12-12 | 510-511 | 318-290 | 62.4-56.8 | 3,291-3,236 | 6.5-6.3     | 14-16   | 6-13    |         |         |       |         |         |  |
| 2009 | 266-336  | 16.6-21.0 | 453-443  | 429-406  | 1,910-1,799 | 3.9-4.0 | 8-10  | 533-511 | 340-314 | 63.8-61.4 | 3,797-3,557 | 7.1-7.0     | 21-19   | 16-11   |         |         |       |         |         |  |
| 2010 | 302-377  | 18.9-23.6 | 429-406  | 453-443  | 1,461-2,041 | 4.2-4.8 | 9-15  | 605-578 | 348-367 | 57.7-63.5 | 4,281-4,363 | 7.0-7.5     | 19-23   | 19-14   |         |         |       |         |         |  |
| 2011 | 288-367  | 18.0-22.9 | 400-438  | 429-406  | 1,614-1,894 | 4.0-4.3 | 8-15  | 591-509 | 348-308 | 58.5-60.5 | 4,058-3,804 | 6.9-7.5     | 19-22   | 24-13   |         |         |       |         |         |  |
| 2012 | 436-388  | 27.3-24.3 | 519-363  | 379-423  | 2,709-1,532 | 5.2-4.2 | 22-11 | 442-636 | 291-393 | 65.8-61.8 | 3,422-4,511 | 8.3-7.4     | 24-31   | 8-21    |         |         |       |         |         |  |
| 2013 | 334-478  | 20.9-29.9 | 453-443  | 429-406  | 2,164-1,769 | 4.8-4.0 | 14-23 | 611-514 | 355-337 | 58.1-65.6 | 4,057-4,134 | 6.6-8.0     | 20-29   | 19-16   |         |         |       |         |         |  |
| 2014 | 301-438  | 18.6-27.4 | 401-421  | 429-406  | 1,691-1,722 | 4.2-4.1 | 15-11 | 547-519 | 364-354 | 66.5-66.5 | 4,481-4,231 | 8.2-8.2     | 18-25   | 18-7    |         |         |       |         |         |  |
| 2015 | 388-379  | 24.3-23.7 | 429-406  | 379-423  | 1,566-1,962 | 3.7-4.8 | 9-10  | 555-566 | 388-354 | 69.8-82.5 | 4,294-4,392 | 7.7-7.8     | 30-30   | 30-30   |         |         |       |         |         |  |
| 2016 | 396-383  | 24.8-23.9 | 379-423  | 414-472  | 1,696-1,916 | 4.5-4.5 | 17-19 | 607-589 | 407-387 | 67.1-65.7 | 4,948-4,383 | 8.2-7.4     | 25-22   | 12-13   |         |         |       |         |         |  |
| 2017 | 342-388  | 21.4-24.3 | 414-472  | 356-493  | 1,449-2,146 | 3.6-4.5 | 10-13 | 540-531 | 347-306 | 64.3-57.6 | 4,093-3,692 | 7.6-7.0     | 25-22   | 13-16   |         |         |       |         |         |  |
| 2018 | 281-359  | 17.5-22.4 | 414-472  | 356-493  | 1,774-1,860 | 4.3-4.5 | 12-12 | 509-537 | 311-362 | 61.1-67.4 | 3,021-3,794 | 5.9-7.1     | 16-27   | 15-15   |         |         |       |         |         |  |
| 2019 | 266-435  | 16.6-27.2 | 356-493  | 356-493  | 1,589-2,339 | 4.4-4.7 | 9-14  | 479-540 | 299-371 | 62.2-68.7 | 3,205-4,093 | 6.1-7.4     | 18-35   | 13-13   |         |         |       |         |         |  |

# YEARLY LEADERS

• NFL Leader ° NFC Leader \* Team Record # NFL Record  
(R) Rookie

## RUSHING ATTEMPTS

| YEAR | PLAYER              | ATT | YDS  | AVG | TD |
|------|---------------------|-----|------|-----|----|
| 1932 | Cliff Battles (R) ° | 148 | 576  | 3.9 | 3  |
| 1933 | Jim Musick *        | 173 | 809  | 4.7 | 5  |
| 1934 | Doug Wycoff         | 106 | 326  | 3.1 | 1  |
| 1935 | Bill Shepherd (R)   | 89  | 285  | 3.2 | 1  |
| 1936 | Cliff Battles       | 176 | 614  | 3.5 | 5  |
| 1937 | Cliff Battles *     | 216 | 874  | 4.0 | 5  |
| 1938 | Andy Farkas (R)     | 75  | 315  | 4.2 | 6  |
| 1939 | Andy Farkas *       | 139 | 547  | 3.9 | 5  |
| 1940 | Jimmy Johnston      | 87  | 256  | 2.9 | 3  |
| 1941 | Frankie Filchok     | 115 | 383  | 3.3 | 1  |
| 1942 | Andy Farkas         | 125 | 468  | 3.7 | 3  |
| 1943 | Andy Farkas         | 110 | 327  | 3.0 | 5  |
| 1944 | Bob Seymour         | 92  | 315  | 3.4 | 3  |
| 1945 | Frank Akins *       | 147 | 797  | 5.4 | 6  |
| 1946 | Jack Jenkins        | 64  | 200  | 3.1 | 1  |
| 1947 | Jim Castiglia       | 104 | 426  | 4.1 | 5  |
| 1948 | Jim Castiglia       | 97  | 330  | 3.4 | 0  |
| 1949 | Harry Dowda (R)     | 65  | 239  | 3.7 | 2  |
| 1950 | Rob Goode           | 136 | 560  | 4.1 | 5  |
| 1951 | Rob Goode           | 208 | 951  | 4.6 | 9  |
| 1952 | Harry Gilmer        | 100 | 365  | 3.7 | 0  |
| 1953 | Choo-Choo Justice   | 115 | 616  | 5.4 | 2  |
| 1954 | Rob Goode           | 108 | 462  | 4.3 | 0  |
| 1955 | Leo Elter           | 97  | 361  | 3.7 | 3  |
| 1956 | Leo Elter           | 145 | 544  | 3.8 | 2  |
| 1957 | Don Bosseler (R)    | 167 | 673  | 4.0 | 7  |
| 1958 | Don Bosseler        | 109 | 475  | 4.4 | 4  |
| 1959 | Don Bosseler        | 119 | 644  | 5.4 | 3  |
| 1960 | Don Bosseler        | 109 | 428  | 3.9 | 2  |
| 1961 | Sam Horner          | 96  | 275  | 2.9 | 0  |
| 1962 | Billy Barnes        | 159 | 492  | 3.1 | 3  |
| 1963 | Dick James          | 105 | 384  | 3.7 | 4  |
| 1964 | Charley Taylor (R)  | 199 | 755  | 3.8 | 5  |
| 1965 | Charley Taylor      | 145 | 402  | 2.8 | 3  |
| 1966 | A.D. Whitfield      | 93  | 472  | 5.1 | 2  |
| 1967 | A.D. Whitfield      | 91  | 384  | 4.2 | 1  |
| 1968 | Jerry Allen         | 123 | 399  | 3.2 | 4  |
| 1969 | Larry Brown (R)     | 202 | 888  | 4.4 | 4  |
| 1970 | Larry Brown         | 237 | 1125 | 4.7 | 5  |
| 1971 | Larry Brown °       | 253 | 948  | 3.7 | 4  |
| 1972 | Larry Brown         | 285 | 1216 | 4.3 | 8  |
| 1973 | Larry Brown °       | 273 | 860  | 3.2 | 8  |
| 1974 | Larry Brown         | 163 | 430  | 2.6 | 3  |
| 1975 | Mike Thomas (R)     | 235 | 919  | 3.9 | 4  |
| 1976 | Mike Thomas         | 254 | 1101 | 4.3 | 5  |
| 1977 | Mike Thomas         | 228 | 806  | 3.5 | 3  |
| 1978 | John Riggins        | 248 | 1014 | 4.1 | 5  |
| 1979 | John Riggins        | 260 | 1153 | 4.4 | 9  |
| 1980 | Wilbur Jackson      | 176 | 708  | 4.0 | 3  |
| 1981 | Joe Washington      | 210 | 916  | 4.4 | 4  |
| 1982 | John Riggins *      | 177 | 553  | 3.1 | 3  |
| 1983 | John Riggins *      | 375 | 1347 | 3.6 | 24 |
| 1984 | John Riggins        | 327 | 1239 | 3.8 | 14 |
| 1985 | George Rogers       | 231 | 1093 | 4.7 | 7  |
| 1986 | George Rogers       | 303 | 1203 | 4.0 | 18 |
| 1987 | George Rogers       | 163 | 613  | 3.8 | 6  |
| 1988 | Timmy Smith         | 155 | 470  | 3.0 | 3  |
| 1989 | Gerald Riggs        | 201 | 834  | 4.1 | 4  |
| 1990 | Earnest Byner *     | 297 | 1219 | 4.1 | 6  |
| 1991 | Earnest Byner       | 274 | 1048 | 3.8 | 5  |
| 1992 | Earnest Byner       | 262 | 998  | 3.8 | 6  |
| 1993 | Reggie Brooks (R)   | 223 | 1063 | 4.8 | 3  |
| 1994 | Ricky Ervins        | 185 | 650  | 3.5 | 3  |
| 1995 | Brian Mitchell      | 46  | 301  | 6.5 | 1  |
| 1996 | Terry Allen         | 347 | 1353 | 3.9 | 21 |

|      |                   |     |      |     |    |
|------|-------------------|-----|------|-----|----|
| 1997 | Terry Allen       | 210 | 724  | 3.4 | 4  |
| 1998 | Terry Allen       | 148 | 700  | 4.7 | 2  |
| 1999 | Stephen Davis     | 290 | 1405 | 4.8 | 17 |
| 2000 | Stephen Davis     | 332 | 1318 | 4.0 | 11 |
| 2001 | Stephen Davis *   | 356 | 1432 | 4.0 | 5  |
| 2002 | Stephen Davis     | 207 | 820  | 4.0 | 7  |
| 2003 | Trung Canidate    | 142 | 600  | 4.2 | 1  |
| 2004 | Clinton Portis    | 343 | 1315 | 3.8 | 5  |
| 2005 | Clinton Portis    | 352 | 1516 | 4.3 | 11 |
| 2006 | Ladell Betts      | 245 | 1154 | 4.7 | 4  |
| 2007 | Clinton Portis *  | 325 | 1262 | 3.9 | 11 |
| 2008 | Clinton Portis    | 342 | 1487 | 4.3 | 9  |
| 2009 | Clinton Portis    | 124 | 494  | 4.0 | 1  |
| 2010 | Ryan Torain       | 164 | 742  | 4.5 | 4  |
| 2011 | Roy Helu (R)      | 151 | 640  | 4.2 | 2  |
| 2012 | Alfred Morris (R) | 335 | 1613 | 4.8 | 13 |
| 2013 | Alfred Morris     | 276 | 1275 | 4.6 | 7  |
| 2014 | Alfred Morris     | 265 | 1074 | 4.1 | 8  |
| 2015 | Alfred Morris     | 202 | 751  | 3.7 | 1  |
| 2016 | Rob Kelley (R)    | 168 | 704  | 4.2 | 6  |
| 2017 | Samaje Perine (R) | 175 | 603  | 3.4 | 1  |
| 2018 | Adrian Peterson   | 251 | 1042 | 4.2 | 7  |
| 2019 | Adrian Peterson   | 211 | 898  | 4.3 | 5  |

## RUSHING YARDS

| YEAR | PLAYER              | YDS  | ATT | AVG | TD |
|------|---------------------|------|-----|-----|----|
| 1932 | Cliff Battles (R) ° | 576  | 148 | 3.9 | 3  |
| 1933 | Jim Musick *        | 809  | 173 | 4.7 | 5  |
| 1934 | Cliff Battles       | 480  | 96  | 5.0 | 6  |
| 1935 | Bill Shepherd (R)   | 285  | 89  | 3.2 | 1  |
| 1936 | Cliff Battles       | 614  | 176 | 3.5 | 5  |
| 1937 | Cliff Battles *     | 874  | 216 | 4.0 | 5  |
| 1938 | Andy Farkas (R)     | 315  | 75  | 4.2 | 6  |
| 1939 | Andy Farkas         | 547  | 139 | 3.9 | 5  |
| 1940 | Dick Todd           | 408  | 76  | 5.4 | 4  |
| 1941 | Frankie Filchok     | 383  | 115 | 3.3 | 1  |
| 1942 | Andy Farkas         | 468  | 125 | 3.7 | 3  |
| 1943 | Andy Farkas         | 327  | 110 | 3.0 | 5  |
| 1944 | Bob Seymour         | 315  | 92  | 3.4 | 3  |
| 1945 | Frank Akins         | 797  | 147 | 5.4 | 6  |
| 1946 | Dick Todd           | 266  | 41  | 6.5 | 3  |
| 1947 | Jim Castiglia       | 426  | 104 | 4.1 | 5  |
| 1948 | Jim Castiglia       | 330  | 97  | 3.4 | 0  |
| 1949 | Rob Goode (R)       | 261  | 61  | 4.3 | 2  |
| 1950 | Rob Goode           | 560  | 136 | 4.1 | 5  |
| 1951 | Rob Goode           | 951  | 208 | 4.6 | 9  |
| 1952 | Leon Heath          | 388  | 90  | 4.3 | 2  |
| 1953 | Choo-Choo Justice   | 616  | 115 | 5.4 | 2  |
| 1954 | Billy Wells (R)     | 516  | 100 | 5.2 | 3  |
| 1955 | Vic Janowicz        | 397  | 93  | 4.3 | 4  |
| 1956 | Leo Elter           | 544  | 145 | 3.8 | 2  |
| 1957 | Don Bosseler (R)    | 673  | 167 | 4.0 | 7  |
| 1958 | Johnny Olszewski    | 505  | 98  | 5.2 | 2  |
| 1959 | Don Bosseler        | 644  | 119 | 5.4 | 3  |
| 1960 | Don Bosseler        | 428  | 109 | 3.9 | 2  |
| 1961 | Dick James          | 374  | 71  | 5.3 | 3  |
| 1962 | Billy Barnes        | 492  | 159 | 3.1 | 3  |
| 1963 | Dick James          | 384  | 105 | 3.7 | 4  |
| 1964 | Charley Taylor (R)  | 755  | 199 | 3.8 | 5  |
| 1965 | Charley Taylor      | 402  | 145 | 2.8 | 3  |
| 1966 | A.D. Whitfield      | 472  | 93  | 5.1 | 2  |
| 1967 | A.D. Whitfield      | 384  | 91  | 4.2 | 1  |
| 1968 | Jerry Allen         | 399  | 123 | 3.2 | 4  |
| 1969 | Larry Brown (R)     | 888  | 202 | 4.4 | 4  |
| 1970 | Larry Brown *       | 1125 | 237 | 4.7 | 5  |
| 1971 | Larry Brown         | 948  | 253 | 3.7 | 4  |
| 1972 | Larry Brown         | 1216 | 285 | 4.3 | 8  |
| 1973 | Larry Brown         | 860  | 273 | 3.2 | 8  |
| 1974 | Larry Brown         | 430  | 163 | 2.6 | 3  |
| 1975 | Mike Thomas (R)     | 919  | 235 | 3.9 | 4  |

# YEARLY LEADERS

|      |                     |      |     |     |    |
|------|---------------------|------|-----|-----|----|
| 1976 | Mike Thomas         | 1101 | 254 | 4.3 | 5  |
| 1977 | Mike Thomas         | 806  | 228 | 3.5 | 3  |
| 1978 | John Riggins        | 1014 | 248 | 4.1 | 5  |
| 1979 | John Riggins        | 1153 | 260 | 4.4 | 9  |
| 1980 | Wilbur Jackson      | 708  | 176 | 4.0 | 3  |
| 1981 | Joe Washington      | 916  | 210 | 4.4 | 4  |
| 1982 | John Riggins        | 553  | 177 | 3.1 | 3  |
| 1983 | John Riggins        | 1347 | 375 | 3.6 | 24 |
| 1984 | John Riggins        | 1239 | 327 | 3.8 | 14 |
| 1985 | George Rogers       | 1093 | 231 | 4.7 | 7  |
| 1986 | George Rogers       | 1203 | 303 | 4.0 | 18 |
| 1987 | George Rogers       | 613  | 163 | 3.8 | 6  |
| 1988 | Kelvin Bryant       | 498  | 108 | 4.6 | 1  |
| 1989 | Gerald Riggs        | 834  | 201 | 4.1 | 4  |
| 1990 | Earnest Byner       | 1219 | 297 | 4.1 | 6  |
| 1991 | Earnest Byner       | 1048 | 274 | 3.8 | 5  |
| 1992 | Earnest Byner       | 998  | 262 | 3.8 | 6  |
| 1993 | Reggie Brooks (R)   | 1063 | 223 | 4.8 | 3  |
| 1994 | Ricky Ervins        | 650  | 185 | 3.5 | 3  |
| 1995 | Terry Allen         | 1309 | 338 | 3.9 | 10 |
| 1996 | Terry Allen         | 1353 | 347 | 3.9 | 21 |
| 1997 | Terry Allen         | 724  | 210 | 3.4 | 4  |
| 1998 | Terry Allen         | 700  | 148 | 4.7 | 2  |
| 1999 | Stephen Davis       | 1405 | 290 | 4.8 | 17 |
| 2000 | Stephen Davis       | 1318 | 332 | 4.0 | 11 |
| 2001 | Stephen Davis       | 1432 | 356 | 4.0 | 5  |
| 2002 | Stephen Davis       | 820  | 207 | 4.0 | 7  |
| 2003 | Trung Canidate      | 600  | 142 | 4.2 | 1  |
| 2004 | Clinton Portis      | 1315 | 343 | 3.8 | 5  |
| 2005 | Clinton Portis      | 1516 | 352 | 4.3 | 11 |
| 2006 | Ladell Betts        | 1154 | 245 | 4.7 | 4  |
| 2007 | Clinton Portis      | 1262 | 325 | 3.9 | 11 |
| 2008 | Clinton Portis      | 1487 | 342 | 4.3 | 9  |
| 2009 | Clinton Portis      | 494  | 124 | 4.0 | 1  |
| 2010 | Ryan Torain         | 742  | 164 | 4.5 | 4  |
| 2011 | Roy Helu (R)        | 640  | 151 | 4.2 | 2  |
| 2012 | Alfred Morris (R) * | 1613 | 335 | 4.8 | 13 |
| 2013 | Alfred Morris       | 1275 | 276 | 4.6 | 7  |
| 2014 | Alfred Morris       | 1074 | 265 | 4.1 | 8  |
| 2015 | Alfred Morris       | 751  | 202 | 3.7 | 1  |
| 2016 | Rob Kelley (R)      | 704  | 168 | 4.2 | 6  |
| 2017 | Samaje Perine (R)   | 603  | 175 | 3.4 | 1  |
| 2018 | Adrian Peterson     | 1042 | 251 | 4.2 | 7  |
| 2019 | Adrian Peterson     | 898  | 211 | 4.3 | 5  |

## RUSHING TOUCHDOWNS

| YEAR | PLAYER            | TD | ATT | YDS | AVG |
|------|-------------------|----|-----|-----|-----|
| 1932 | Cliff Battles (R) | 3  | 148 | 576 | 3.9 |
| 1933 | Jim Musick        | 5  | 173 | 809 | 4.7 |
| 1934 | Cliff Battles     | 6  | 96  | 480 | 5.0 |
| 1935 | Jim Musick        | 2  | 60  | 174 | 2.9 |
| 1936 | Cliff Battles     | 5  | 176 | 614 | 3.5 |
| 1937 | Cliff Battles *   | 5  | 216 | 874 | 4.0 |
| 1938 | Andy Farkas (R) * | 6  | 75  | 315 | 4.2 |
| 1939 | Andy Farkas       | 5  | 139 | 547 | 3.9 |
| 1940 | Bob Seymour (R)   | 4  | 57  | 170 | 3.0 |
|      | Dick Todd         | 4  | 76  | 408 | 5.4 |
| 1941 | Andy Farkas       | 2  | 85  | 224 | 2.6 |
|      | Bob Seymour       | 2  | 62  | 137 | 2.2 |
| 1942 | Andy Farkas       | 3  | 125 | 468 | 3.7 |
| 1943 | Andy Farkas       | 5  | 110 | 327 | 3.0 |
| 1944 | Bob Seymour       | 3  | 92  | 315 | 3.4 |
| 1945 | Frank Akins       | 6  | 147 | 797 | 5.4 |
| 1946 | Dick Todd         | 3  | 41  | 266 | 6.5 |
| 1947 | Jim Castiglia     | 5  | 104 | 426 | 4.1 |
| 1948 | Ed Quirk (R)      | 4  | 77  | 328 | 4.3 |
| 1949 | Pete Stout (R)    | 4  | 62  | 245 | 4.0 |
| 1950 | Rob Goode         | 5  | 136 | 560 | 4.1 |
| 1951 | Rob Goode *       | 9  | 208 | 951 | 4.6 |
| 1952 | Chuck Drazenovich | 3  | 29  | 66  | 2.3 |

|      |                     |    |     |      |     |
|------|---------------------|----|-----|------|-----|
| 1953 | Leon Heath          | 4  | 76  | 266  | 3.5 |
| 1954 | Al Dorow (R) (QB)   | 3  | 34  | 117  | 3.4 |
|      | Billy Wells         | 3  | 100 | 516  | 5.2 |
| 1955 | Vic Janowicz        | 4  | 93  | 397  | 4.3 |
|      | Eddie LeBaron (QB)  | 4  | 37  | 190  | 5.1 |
| 1956 | Leo Elter           | 2  | 145 | 544  | 3.8 |
| 1957 | Don Bosseler (R)    | 7  | 167 | 673  | 4.0 |
| 1958 | Don Bosseler        | 4  | 109 | 475  | 4.4 |
| 1959 | Don Bosseler        | 3  | 119 | 644  | 5.4 |
|      | Dick James          | 3  | 100 | 384  | 3.8 |
| 1960 | Dick James          | 4  | 73  | 199  | 2.7 |
| 1961 | Dick James          | 3  | 71  | 374  | 5.3 |
|      | Norm Sneed (R) (QB) | 3  | 34  | 47   | 1.4 |
| 1962 | Billy Barnes        | 3  | 159 | 492  | 3.1 |
|      | Norm Sneed (QB)     | 3  | 20  | 10   | 0.5 |
| 1963 | Billy Barnes        | 5  | 93  | 374  | 4.0 |
| 1964 | Charley Taylor (R)  | 5  | 199 | 755  | 3.8 |
| 1965 | Charley Taylor      | 3  | 145 | 402  | 2.8 |
| 1966 | Joe Don Looney      | 3  | 55  | 178  | 3.2 |
|      | Charley Taylor      | 3  | 87  | 262  | 3.0 |
| 1967 | Ray McDonald (R)    | 4  | 52  | 223  | 4.3 |
| 1968 | Jerry Allen         | 4  | 123 | 399  | 3.2 |
| 1969 | Charlie Harraway    | 6  | 141 | 428  | 3.0 |
| 1970 | Larry Brown         | 5  | 237 | 1125 | 4.7 |
|      | Charlie Harraway    | 5  | 146 | 577  | 4.0 |
| 1971 | Larry Brown         | 4  | 253 | 948  | 3.7 |
| 1972 | Larry Brown         | 8  | 285 | 1216 | 4.3 |
| 1973 | Larry Brown         | 8  | 273 | 860  | 3.2 |
| 1974 | Duane Thomas        | 5  | 95  | 347  | 3.7 |
| 1975 | Mike Thomas (R)     | 4  | 235 | 919  | 3.9 |
| 1976 | Mike Thomas         | 5  | 254 | 1101 | 4.3 |
| 1977 | Mike Thomas         | 3  | 228 | 806  | 3.5 |
| 1978 | John Riggins        | 5  | 248 | 1014 | 4.1 |
| 1979 | John Riggins        | 9  | 260 | 1153 | 4.4 |
| 1980 | Clarence Harmon     | 4  | 128 | 484  | 3.8 |
| 1981 | John Riggins *      | 13 | 195 | 714  | 3.7 |
| 1982 | John Riggins        | 3  | 177 | 553  | 3.1 |



|      |                 |    |     |      |     |
|------|-----------------|----|-----|------|-----|
| 1983 | John Riggins *  | 24 | 375 | 1347 | 3.6 |
| 1984 | John Riggins *  | 14 | 327 | 1239 | 3.8 |
| 1985 | John Riggins    | 8  | 176 | 677  | 3.8 |
| 1986 | George Rogers * | 18 | 303 | 1203 | 4.0 |
| 1987 | George Rogers   | 6  | 163 | 613  | 3.8 |
| 1988 | Timmy Smith     | 3  | 155 | 470  | 3.0 |
| 1989 | Earnest Byner   | 7  | 134 | 580  | 4.3 |
| 1990 | Earnest Byner   | 6  | 297 | 1219 | 4.1 |
|      | Gerald Riggs    | 6  | 123 | 475  | 3.9 |
| 1991 | Gerald Riggs    | 11 | 78  | 248  | 3.2 |

# YEARLY LEADERS

|      |                   |    |     |      |     |
|------|-------------------|----|-----|------|-----|
| 1992 | Earnest Byner     | 6  | 262 | 998  | 3.8 |
| 1993 | Reggie Brooks (R) | 3  | 223 | 1063 | 4.8 |
|      | Brian Mitchell    | 3  | 63  | 246  | 3.9 |
|      | Mark Rypien (QB)  | 3  | 9   | 4    | 0.4 |
| 1994 | Ricky Ervins      | 3  | 185 | 650  | 3.5 |
| 1995 | Terry Allen       | 10 | 338 | 1309 | 3.9 |
| 1996 | Terry Allen *     | 21 | 347 | 1353 | 3.9 |
| 1997 | Terry Allen       | 4  | 210 | 724  | 3.4 |
| 1998 | Skip Hicks (R)    | 8  | 122 | 433  | 3.5 |
| 1999 | Stephen Davis *   | 17 | 290 | 1405 | 4.8 |
| 2000 | Stephen Davis     | 11 | 332 | 1318 | 4.0 |
| 2001 | Stephen Davis     | 5  | 356 | 1432 | 4.0 |
| 2002 | Stephen Davis     | 7  | 207 | 820  | 4.0 |
| 2003 | Rock Cartwright   | 4  | 107 | 411  | 3.8 |
| 2004 | Clinton Portis    | 5  | 343 | 1315 | 3.8 |
| 2005 | Clinton Portis    | 11 | 352 | 1516 | 4.3 |
| 2006 | Clinton Portis    | 7  | 127 | 523  | 4.1 |
| 2007 | Clinton Portis    | 11 | 325 | 1262 | 3.9 |
| 2008 | Clinton Portis    | 9  | 342 | 1487 | 4.3 |
| 2009 | Quinton Ganther   | 3  | 62  | 201  | 3.2 |
| 2010 | Ryan Torain       | 4  | 164 | 742  | 4.5 |
| 2011 | John Beck (QB)    | 2  | 10  | 43   | 4.3 |
|      | Roy Helu (R)      | 2  | 151 | 640  | 4.2 |
| 2012 | Alfred Morris (R) | 13 | 335 | 1613 | 4.8 |
| 2013 | Alfred Morris     | 7  | 276 | 1275 | 4.6 |
| 2014 | Alfred Morris     | 8  | 265 | 1074 | 4.1 |
| 2015 | Kirk Cousins (QB) | 5  | 26  | 48   | 1.8 |
| 2016 | Rob Kelley (R)    | 6  | 168 | 704  | 4.2 |
| 2017 | Kirk Cousins (QB) | 4  | 49  | 179  | 3.7 |
| 2018 | Adrian Peterson   | 7  | 251 | 1042 | 4.2 |
| 2019 | Adrian Peterson   | 5  | 211 | 898  | 4.3 |

## PASS ATTEMPTS

| YEAR | PLAYER              | ATT | CMP | YDS  | PCT  |
|------|---------------------|-----|-----|------|------|
| 1932 | Honolulu Hughes (R) | 57  | 11  | 134  | 19.3 |
| 1933 | Jim Musick          | 36  | 11  | 151  | 30.6 |
| 1934 | Steve Hokuf         | 51  | 13  | 203  | 25.5 |
| 1935 | Bill Shepherd (R)   | 55  | 21  | 318  | 38.2 |
| 1936 | Cliff Battles       | 52  | 18  | 242  | 34.6 |
| 1937 | Sammy Baugh (R) *   | 171 | 81  | 1127 | 47.4 |
| 1938 | Sammy Baugh         | 128 | 63  | 853  | 49.2 |
| 1939 | Sammy Baugh         | 96  | 53  | 518  | 55.2 |
| 1940 | Sammy Baugh         | 177 | 111 | 1367 | 62.7 |
| 1941 | Sammy Baugh         | 193 | 106 | 1236 | 54.9 |
| 1942 | Sammy Baugh         | 225 | 132 | 1524 | 58.7 |
| 1943 | Sammy Baugh *       | 239 | 133 | 1754 | 55.6 |
| 1944 | Frankie Filchock    | 147 | 84  | 1139 | 57.1 |
| 1945 | Sammy Baugh         | 182 | 128 | 1669 | 70.3 |
| 1946 | Sammy Baugh         | 161 | 87  | 1163 | 54.0 |
| 1947 | Sammy Baugh *       | 354 | 210 | 2938 | 59.3 |
| 1948 | Sammy Baugh *       | 315 | 185 | 2599 | 58.7 |
| 1949 | Sammy Baugh         | 255 | 145 | 1903 | 56.9 |
| 1950 | Sammy Baugh         | 166 | 90  | 1130 | 54.2 |
| 1951 | Sammy Baugh         | 154 | 67  | 1104 | 43.5 |
| 1952 | Eddie LeBaron (R)   | 194 | 96  | 1420 | 49.5 |
| 1953 | Eddie LeBaron       | 149 | 62  | 874  | 41.6 |
| 1954 | Al Dorow (R)        | 138 | 70  | 997  | 50.7 |
| 1955 | Eddie LeBaron       | 178 | 79  | 1270 | 44.4 |
| 1956 | Al Dorow            | 112 | 55  | 730  | 49.1 |
| 1957 | Eddie LeBaron       | 167 | 99  | 1508 | 59.3 |
| 1958 | Eddie LeBaron       | 145 | 79  | 1365 | 54.5 |
| 1959 | Eddie LeBaron       | 173 | 77  | 1077 | 44.5 |
| 1960 | Ralph Guglielmi     | 223 | 125 | 1547 | 56.1 |
| 1961 | Norm Snead (R)      | 375 | 172 | 2337 | 45.9 |
| 1962 | Norm Snead          | 354 | 184 | 2926 | 52.0 |
| 1963 | Norm Snead          | 363 | 175 | 3043 | 48.2 |
| 1964 | Sonny Jurgensen     | 385 | 207 | 2934 | 53.8 |
| 1965 | Sonny Jurgensen     | 356 | 190 | 2367 | 53.4 |
| 1966 | Sonny Jurgensen *   | 436 | 254 | 3209 | 58.3 |
| 1967 | Sonny Jurgensen *   | 508 | 288 | 3747 | 56.7 |

|      |                        |     |     |      |      |
|------|------------------------|-----|-----|------|------|
| 1968 | Sonny Jurgensen        | 292 | 167 | 1980 | 57.2 |
| 1969 | Sonny Jurgensen *      | 442 | 274 | 3102 | 62.0 |
| 1970 | Sonny Jurgensen        | 337 | 202 | 2354 | 59.9 |
| 1971 | Billy Kilmer           | 306 | 166 | 2221 | 54.2 |
| 1972 | Billy Kilmer           | 225 | 120 | 1648 | 53.3 |
| 1973 | Billy Kilmer           | 227 | 122 | 1656 | 53.7 |
| 1974 | Billy Kilmer           | 234 | 137 | 1632 | 58.5 |
| 1975 | Billy Kilmer           | 346 | 178 | 2440 | 51.4 |
| 1976 | Billy Kilmer           | 206 | 108 | 1252 | 52.4 |
| 1977 | Billy Kilmer           | 201 | 99  | 1187 | 49.3 |
| 1978 | Joe Theismann          | 390 | 187 | 2593 | 47.9 |
| 1979 | Joe Theismann          | 395 | 233 | 2797 | 59.0 |
| 1980 | Joe Theismann          | 454 | 262 | 2962 | 57.7 |
| 1981 | Joe Theismann          | 496 | 293 | 3568 | 59.1 |
| 1982 | Joe Theismann          | 252 | 161 | 2033 | 63.9 |
| 1983 | Joe Theismann          | 459 | 276 | 3714 | 60.1 |
| 1984 | Joe Theismann          | 477 | 283 | 3391 | 59.3 |
| 1985 | Joe Theismann          | 301 | 167 | 1774 | 55.5 |
| 1986 | Jay Schroeder *        | 541 | 276 | 4109 | 51.0 |
| 1987 | Jay Schroeder          | 267 | 129 | 1878 | 48.3 |
| 1988 | Doug Williams          | 380 | 213 | 2609 | 56.1 |
| 1989 | Mark Rypien            | 476 | 280 | 3768 | 58.8 |
| 1990 | Mark Rypien            | 304 | 166 | 2070 | 54.6 |
| 1991 | Mark Rypien            | 421 | 249 | 3564 | 59.1 |
| 1992 | Mark Rypien *          | 479 | 269 | 3282 | 56.2 |
| 1993 | Mark Rypien            | 319 | 166 | 1514 | 52.0 |
| 1994 | Heath Shuler (R)       | 265 | 120 | 1658 | 45.3 |
| 1995 | Gus Frerotte           | 396 | 199 | 2751 | 50.3 |
| 1996 | Gus Frerotte           | 470 | 270 | 3453 | 57.4 |
| 1997 | Gus Frerotte           | 402 | 204 | 2682 | 50.7 |
| 1998 | Trent Green            | 509 | 278 | 3441 | 54.6 |
| 1999 | Brad Johnson           | 519 | 316 | 4005 | 60.9 |
| 2000 | Brad Johnson           | 365 | 228 | 2505 | 62.5 |
| 2001 | Tony Banks             | 370 | 198 | 2386 | 53.5 |
| 2002 | Shane Matthews         | 237 | 124 | 1251 | 52.3 |
| 2003 | Patrick Ramsey         | 337 | 179 | 2166 | 53.1 |
| 2004 | Patrick Ramsey         | 272 | 151 | 1665 | 62.1 |
| 2005 | Mark Brunell           | 454 | 262 | 3050 | 57.7 |
| 2006 | Mark Brunell           | 260 | 162 | 1789 | 62.3 |
| 2007 | Jason Campbell         | 417 | 250 | 2700 | 60.0 |
| 2008 | Jason Campbell         | 506 | 315 | 3245 | 62.3 |
| 2009 | Jason Campbell         | 507 | 327 | 3618 | 64.5 |
| 2010 | Donovan McNabb         | 472 | 275 | 3377 | 58.3 |
| 2011 | Rex Grossman           | 458 | 265 | 3151 | 57.9 |
| 2012 | Robert Griffin III (R) | 393 | 258 | 3200 | 65.6 |
| 2013 | Robert Griffin III     | 456 | 274 | 3203 | 60.1 |
| 2014 | Robert Griffin III     | 214 | 147 | 1694 | 68.7 |
| 2015 | Kirk Cousins           | 543 | 379 | 4166 | 69.8 |
| 2016 | Kirk Cousins *         | 606 | 406 | 4917 | 67.0 |
| 2017 | Kirk Cousins           | 540 | 347 | 4093 | 64.3 |
| 2018 | Alex Smith             | 328 | 205 | 2180 | 62.5 |
| 2019 | Case Keenum            | 247 | 160 | 1707 | 64.8 |

## PASSING YARDS

| YEAR | PLAYER              | YDS  | ATT | CMP | PCT  |
|------|---------------------|------|-----|-----|------|
| 1932 | Honolulu Hughes (R) | 134  | 57  | 11  | 19.3 |
| 1933 | Jim Musick          | 151  | 36  | 11  | 30.6 |
| 1934 | Steve Hokuf         | 203  | 51  | 13  | 25.5 |
| 1935 | Bill Shepherd (R)   | 318  | 55  | 21  | 38.2 |
| 1936 | Eddie Britt (R)     | 294  | 44  | 18  | 40.9 |
| 1937 | Sammy Baugh (R) *   | 1127 | 171 | 81  | 47.4 |
| 1938 | Sammy Baugh         | 853  | 128 | 63  | 49.2 |
| 1939 | Frankie Filchock    | 1094 | 89  | 55  | 61.8 |
| 1940 | Sammy Baugh *       | 1367 | 177 | 111 | 62.7 |
| 1941 | Sammy Baugh         | 1236 | 193 | 106 | 54.9 |
| 1942 | Sammy Baugh         | 1524 | 225 | 132 | 58.7 |
| 1943 | Sammy Baugh         | 1754 | 239 | 133 | 55.6 |
| 1944 | Frankie Filchock    | 1139 | 147 | 84  | 57.1 |
| 1945 | Sammy Baugh         | 1669 | 182 | 128 | 70.3 |
| 1946 | Sammy Baugh         | 1163 | 161 | 87  | 54.0 |

# YEARLY LEADERS

|      |                   |      |     |     |      |
|------|-------------------|------|-----|-----|------|
| 1947 | Sammy Baugh       | 2938 | 354 | 210 | 59.3 |
| 1948 | Sammy Baugh       | 2599 | 315 | 185 | 58.7 |
| 1949 | Sammy Baugh       | 1903 | 255 | 145 | 56.9 |
| 1950 | Sammy Baugh       | 1130 | 166 | 90  | 54.2 |
| 1951 | Sammy Baugh       | 1104 | 154 | 67  | 43.5 |
| 1952 | Eddie LeBaron (R) | 1420 | 194 | 96  | 49.5 |
| 1953 | Eddie LeBaron     | 874  | 149 | 62  | 41.6 |
| 1954 | Al Dorow (R)      | 997  | 138 | 70  | 50.7 |
| 1955 | Eddie LeBaron     | 1270 | 178 | 79  | 44.4 |
| 1956 | Al Dorow          | 730  | 112 | 55  | 49.1 |
| 1957 | Eddie LeBaron     | 1508 | 167 | 99  | 59.3 |
| 1958 | Eddie LeBaron     | 1365 | 145 | 79  | 54.5 |
| 1959 | Eddie LeBaron     | 1077 | 173 | 77  | 44.5 |
| 1960 | Ralph Guglielmi   | 1547 | 223 | 125 | 56.1 |
| 1961 | Norm Snead (R)    | 2337 | 375 | 172 | 45.9 |
| 1962 | Norm Snead        | 2926 | 354 | 184 | 52.0 |
| 1963 | Norm Snead        | 3043 | 363 | 175 | 48.2 |
| 1964 | Sonny Jurgensen   | 2934 | 385 | 207 | 53.8 |
| 1965 | Sonny Jurgensen   | 2367 | 356 | 190 | 53.4 |
| 1966 | Sonny Jurgensen * | 3209 | 436 | 254 | 58.3 |
| 1967 | Sonny Jurgensen * | 3747 | 508 | 288 | 56.7 |
| 1968 | Sonny Jurgensen   | 1980 | 292 | 167 | 57.2 |
| 1969 | Sonny Jurgensen * | 3102 | 442 | 274 | 62.0 |
| 1970 | Sonny Jurgensen   | 2354 | 337 | 202 | 59.9 |
| 1971 | Billy Kilmer      | 2221 | 306 | 166 | 54.2 |
| 1972 | Billy Kilmer      | 1648 | 225 | 120 | 53.3 |
| 1973 | Billy Kilmer      | 1656 | 227 | 122 | 53.7 |
| 1974 | Billy Kilmer      | 1632 | 234 | 137 | 58.5 |
| 1975 | Billy Kilmer      | 2440 | 346 | 178 | 51.4 |
| 1976 | Billy Kilmer      | 1252 | 206 | 108 | 52.4 |
| 1977 | Billy Kilmer      | 1187 | 201 | 99  | 49.3 |
| 1978 | Joe Theismann     | 2593 | 390 | 187 | 47.9 |
| 1979 | Joe Theismann     | 2797 | 395 | 233 | 59.0 |
| 1980 | Joe Theismann     | 2962 | 454 | 262 | 57.7 |
| 1981 | Joe Theismann     | 3568 | 496 | 293 | 59.1 |
| 1982 | Joe Theismann     | 2033 | 252 | 161 | 63.9 |
| 1983 | Joe Theismann     | 3714 | 459 | 276 | 60.1 |
| 1984 | Joe Theismann     | 3391 | 477 | 283 | 59.3 |
| 1985 | Joe Theismann     | 1774 | 301 | 167 | 55.5 |
| 1986 | Jay Schroeder *   | 4109 | 541 | 276 | 51.0 |
| 1987 | Jay Schroeder     | 1878 | 267 | 129 | 48.3 |
| 1988 | Doug Williams     | 2609 | 380 | 213 | 56.1 |



|      |               |      |     |     |      |
|------|---------------|------|-----|-----|------|
| 1989 | Mark Rypien   | 3768 | 476 | 280 | 58.8 |
| 1990 | Mark Rypien   | 2070 | 304 | 166 | 54.6 |
| 1991 | Mark Rypien * | 3564 | 421 | 249 | 59.1 |
| 1992 | Mark Rypien   | 3282 | 479 | 269 | 56.2 |
| 1993 | Mark Rypien   | 1514 | 319 | 166 | 52.0 |

|      |                        |      |     |     |      |
|------|------------------------|------|-----|-----|------|
| 1994 | Heath Shuler (R)       | 1658 | 265 | 120 | 45.3 |
| 1995 | Gus Frerotte           | 2751 | 396 | 199 | 50.3 |
| 1996 | Gus Frerotte           | 3453 | 470 | 270 | 57.4 |
| 1997 | Gus Frerotte           | 2682 | 402 | 204 | 50.7 |
| 1998 | Trent Green            | 3441 | 509 | 278 | 54.6 |
| 1999 | Brad Johnson           | 4005 | 519 | 316 | 60.9 |
| 2000 | Brad Johnson           | 2505 | 365 | 228 | 62.0 |
| 2001 | Tony Banks             | 2386 | 370 | 198 | 53.5 |
| 2002 | Patrick Ramsey (R)     | 1539 | 227 | 117 | 51.5 |
| 2003 | Patrick Ramsey         | 2166 | 337 | 179 | 53.1 |
| 2004 | Patrick Ramsey         | 1665 | 272 | 169 | 62.1 |
| 2005 | Mark Brunell           | 3050 | 454 | 262 | 57.7 |
| 2006 | Mark Brunell           | 1789 | 260 | 162 | 62.3 |
| 2007 | Jason Campbell         | 2700 | 417 | 250 | 60.0 |
| 2008 | Jason Campbell         | 3245 | 506 | 315 | 62.3 |
| 2009 | Jason Campbell         | 3618 | 507 | 327 | 64.5 |
| 2010 | Donovan McNabb         | 3377 | 472 | 275 | 58.3 |
| 2011 | Rex Grossman           | 3151 | 458 | 265 | 57.9 |
| 2012 | Robert Griffin III (R) | 3200 | 393 | 258 | 65.6 |
| 2013 | Robert Griffin III     | 3203 | 456 | 274 | 60.1 |
| 2014 | Kirk Cousins           | 1710 | 204 | 126 | 61.8 |
| 2015 | Kirk Cousins           | 4166 | 543 | 379 | 69.8 |
| 2016 | Kirk Cousins *         | 4917 | 606 | 406 | 67.0 |
| 2017 | Kirk Cousins           | 4093 | 540 | 347 | 64.3 |
| 2018 | Alex Smith             | 2180 | 328 | 205 | 62.5 |
| 2019 | Case Keenum            | 1707 | 247 | 160 | 64.8 |

## PASSING TOUCHDOWNS

| YEAR | PLAYER              | TD | ATT | CMP | YDS  | INT | RTG  |
|------|---------------------|----|-----|-----|------|-----|------|
| 1932 | Honolulu Hughes (R) | 1  | 57  | 11  | 134  | 9   | 5.8  |
| 1933 | Ed Westfall         | 1  | 4   | 1   | 33   | 1   | 61.5 |
| 1934 | Steve Hokuf         | 3  | 51  | 13  | 203  | 10  | 23.7 |
| 1935 | Doug Natt (R)       | 1  | 24  | 7   | 134  | 3   | 24.7 |
|      | Pug Rentner         | 1  | 50  | 9   | 148  | 15  | 6.7  |
|      | Bill Shepherd (R)   | 1  | 55  | 21  | 318  | 14  | 24.5 |
| 1936 | Eddie Britt (R)     | 3  | 44  | 18  | 294  | 5   | 47.2 |
| 1937 | Sammy Baugh (R)     | 8  | 171 | 81  | 1127 | 14  | 50.5 |



|      |                    |    |     |     |      |    |       |
|------|--------------------|----|-----|-----|------|----|-------|
| 1938 | Sammy Baugh        | 5  | 128 | 63  | 853  | 11 | 48.1  |
| 1939 | Frankie Filchock * | 11 | 89  | 55  | 1094 | 7  | 111.6 |
| 1940 | Sammy Baugh *      | 12 | 177 | 111 | 1367 | 10 | 85.6  |
| 1941 | Sammy Baugh        | 10 | 193 | 106 | 1236 | 19 | 52.2  |
| 1942 | Sammy Baugh        | 16 | 225 | 132 | 1524 | 11 | 82.5  |
| 1943 | Sammy Baugh        | 23 | 239 | 133 | 1754 | 19 | 78.0  |
| 1944 | Frankie Filchock * | 13 | 147 | 84  | 1139 | 9  | 86.0  |
| 1945 | Sammy Baugh        | 11 | 182 | 128 | 1669 | 4  | 109.9 |
| 1946 | Sammy Baugh        | 8  | 161 | 87  | 1163 | 17 | 54.2  |
| 1947 | Sammy Baugh *      | 25 | 354 | 210 | 2938 | 15 | 92.0  |
| 1948 | Sammy Baugh        | 22 | 315 | 185 | 2599 | 23 | 78.3  |
| 1949 | Sammy Baugh        | 18 | 255 | 145 | 1903 | 14 | 81.2  |
| 1950 | Sammy Baugh        | 10 | 166 | 90  | 1130 | 11 | 68.1  |

# YEARLY LEADERS

|      |                     |    |     |     |      |    |      |
|------|---------------------|----|-----|-----|------|----|------|
| 1951 | Sammy Baugh         | 7  | 154 | 67  | 1104 | 17 | 43.8 |
| 1952 | Eddie LeBaron (R)   | 14 | 194 | 96  | 1420 | 15 | 65.7 |
| 1953 | Jack Scarbath (R)   | 9  | 129 | 45  | 862  | 12 | 43.5 |
| 1954 | Al Dorow (R)        | 8  | 138 | 70  | 997  | 17 | 54.2 |
| 1955 | Eddie LeBaron       | 9  | 178 | 79  | 1270 | 15 | 50.5 |
| 1956 | Al Dorow            | 8  | 112 | 55  | 730  | 8  | 64.2 |
| 1957 | Eddie LeBaron       | 11 | 167 | 99  | 1508 | 10 | 86.1 |
| 1958 | Eddie LeBaron       | 11 | 145 | 79  | 1365 | 10 | 83.3 |
| 1959 | Eddie LeBaron       | 8  | 173 | 77  | 1077 | 11 | 54.0 |
| 1960 | Ralph Guglielmi     | 9  | 223 | 125 | 1547 | 19 | 55.7 |
| 1961 | Norm Snead (R)      | 11 | 375 | 172 | 2337 | 22 | 51.6 |
| 1962 | Norm Snead          | 22 | 354 | 184 | 2926 | 22 | 74.7 |
| 1963 | Norm Snead          | 13 | 363 | 175 | 3043 | 27 | 58.1 |
| 1964 | Sonny Jurgensen     | 24 | 385 | 207 | 2934 | 13 | 85.4 |
| 1965 | Sonny Jurgensen     | 15 | 356 | 190 | 2367 | 16 | 69.6 |
| 1966 | Sonny Jurgensen     | 28 | 436 | 254 | 3209 | 19 | 84.5 |
| 1967 | Sonny Jurgensen * * | 31 | 508 | 288 | 3747 | 16 | 87.3 |



|      |                 |    |     |     |      |    |      |
|------|-----------------|----|-----|-----|------|----|------|
| 1968 | Sonny Jurgensen | 17 | 292 | 167 | 1980 | 11 | 81.7 |
| 1969 | Sonny Jurgensen | 22 | 442 | 274 | 3102 | 15 | 85.4 |
| 1970 | Sonny Jurgensen | 23 | 337 | 202 | 2354 | 10 | 91.5 |
| 1971 | Billy Kilmer    | 13 | 306 | 166 | 2221 | 13 | 74.0 |
| 1972 | Billy Kilmer *  | 19 | 225 | 120 | 1648 | 11 | 84.8 |
| 1973 | Billy Kilmer    | 14 | 227 | 122 | 1656 | 9  | 81.3 |
| 1974 | Sonny Jurgensen | 11 | 167 | 107 | 1185 | 5  | 94.5 |
| 1975 | Billy Kilmer    | 23 | 346 | 178 | 2440 | 16 | 77.2 |
| 1976 | Billy Kilmer    | 12 | 206 | 108 | 1252 | 10 | 70.3 |
| 1977 | Billy Kilmer    | 8  | 201 | 99  | 1187 | 7  | 66.5 |
| 1978 | Joe Theismann   | 13 | 390 | 187 | 2593 | 18 | 61.6 |
| 1979 | Joe Theismann   | 20 | 395 | 233 | 2797 | 13 | 83.9 |
| 1980 | Joe Theismann   | 17 | 454 | 262 | 2962 | 16 | 75.2 |
| 1981 | Joe Theismann   | 19 | 496 | 293 | 3568 | 20 | 77.3 |
| 1982 | Joe Theismann   | 13 | 252 | 161 | 2033 | 9  | 91.3 |
| 1983 | Joe Theismann   | 29 | 459 | 276 | 3714 | 11 | 97.0 |
| 1984 | Joe Theismann   | 24 | 477 | 283 | 3391 | 13 | 86.6 |
| 1985 | Joe Theismann   | 8  | 301 | 129 | 1774 | 16 | 59.6 |
| 1986 | Jay Schroeder   | 22 | 541 | 276 | 4109 | 22 | 72.9 |
| 1987 | Jay Schroeder   | 12 | 267 | 129 | 1878 | 10 | 71.0 |
| 1988 | Mark Rypien (R) | 18 | 208 | 114 | 1730 | 13 | 85.2 |
| 1989 | Mark Rypien     | 22 | 476 | 280 | 3768 | 13 | 88.1 |

|      |                        |    |     |     |      |    |       |
|------|------------------------|----|-----|-----|------|----|-------|
| 1990 | Mark Rypien            | 16 | 304 | 166 | 2070 | 11 | 78.4  |
| 1991 | Mark Rypien °          | 28 | 421 | 249 | 3564 | 11 | 97.9  |
| 1992 | Mark Rypien            | 13 | 479 | 269 | 3282 | 17 | 71.7  |
| 1993 | Cary Conklin           | 4  | 87  | 46  | 496  | 3  | 70.9  |
|      | Mark Rypien            | 4  | 319 | 166 | 1514 | 10 | 56.3  |
| 1994 | John Friesz            | 10 | 180 | 105 | 1266 | 9  | 77.7  |
|      | Heath Shuler (R)       | 10 | 265 | 120 | 1658 | 12 | 59.6  |
| 1995 | Gus Frerotte           | 13 | 396 | 199 | 2751 | 13 | 70.2  |
| 1996 | Gus Frerotte           | 12 | 470 | 270 | 3453 | 11 | 79.3  |
| 1997 | Gus Frerotte           | 17 | 402 | 204 | 2682 | 12 | 73.8  |
| 1998 | Trent Green            | 23 | 509 | 278 | 3441 | 11 | 81.8  |
| 1999 | Brad Johnson           | 24 | 519 | 316 | 4005 | 13 | 90.0  |
| 2000 | Brad Johnson           | 11 | 365 | 228 | 2505 | 15 | 75.7  |
| 2001 | Tony Banks             | 10 | 370 | 198 | 2386 | 10 | 71.3  |
| 2002 | Shane Matthews         | 11 | 237 | 124 | 1251 | 6  | 72.6  |
| 2003 | Patrick Ramsey         | 14 | 337 | 179 | 2166 | 9  | 75.8  |
| 2004 | Patrick Ramsey         | 10 | 272 | 169 | 1665 | 11 | 74.8  |
| 2005 | Mark Brunell           | 23 | 454 | 262 | 3050 | 10 | 85.9  |
| 2006 | Jason Campbell         | 10 | 207 | 110 | 1297 | 6  | 76.5  |
| 2007 | Jason Campbell         | 12 | 417 | 250 | 2700 | 11 | 77.6  |
| 2008 | Jason Campbell         | 13 | 506 | 315 | 3245 | 6  | 84.3  |
| 2009 | Jason Campbell         | 20 | 507 | 327 | 3618 | 15 | 86.4  |
| 2010 | Donovan McNabb         | 14 | 472 | 275 | 3377 | 15 | 77.1  |
| 2011 | Rex Grossman           | 16 | 458 | 265 | 3151 | 20 | 72.4  |
| 2012 | Robert Griffin III (R) | 20 | 393 | 258 | 3200 | 5  | 102.4 |
| 2013 | Robert Griffin III     | 16 | 456 | 274 | 3203 | 12 | 82.2  |
| 2014 | Kirk Cousins           | 10 | 204 | 126 | 1710 | 9  | 86.4  |
| 2015 | Kirk Cousins           | 29 | 543 | 379 | 4166 | 11 | 101.6 |
| 2016 | Kirk Cousins           | 25 | 606 | 406 | 4917 | 12 | 97.2  |
| 2017 | Kirk Cousins           | 27 | 540 | 347 | 4093 | 13 | 93.8  |
| 2018 | Alex Smith             | 10 | 328 | 205 | 2180 | 5  | 85.7  |
| 2019 | Case Keenum            | 11 | 247 | 160 | 1707 | 5  | 91.3  |

## RECEPTIONS

| YEAR | PLAYER                | REC. | YDS  | AVG. | TD |
|------|-----------------------|------|------|------|----|
| 1932 | Cliff Battles (B) (R) | 4    | 60   | 15.0 | 1  |
| 1933 | Cliff Battles (B)     | 11   | 185  | 16.8 | 0  |
| 1934 | Chuck Malone (R)      | 11   | 131  | 11.9 | 2  |
| 1935 | Chuck Malone          | 22   | 433  | 19.7 | 2  |
| 1936 | Wayne Millner (R)     | 18   | 211  | 11.7 | 0  |
| 1937 | Chuck Malone          | 28   | 419  | 15.0 | 4  |
| 1938 | Chuck Malone          | 24   | 257  | 10.7 | 1  |
| 1939 | Wayne Millner         | 19   | 294  | 15.5 | 4  |
|      | Dick Todd (B) (R)     | 19   | 230  | 12.1 | 3  |
| 1940 | Jimmy Johnston (B)    | 29   | 350  | 12.1 | 3  |
| 1941 | Wayne Millner         | 20   | 262  | 13.1 | 0  |
| 1942 | Dick Todd (B)         | 23   | 328  | 14.3 | 4  |
| 1943 | Joe Aguirre           | 37   | 420  | 11.4 | 7  |
| 1944 | Joe Aguirre           | 34   | 410  | 12.1 | 4  |
| 1945 | Steve Bagarus (R)     | 34   | 617  | 18.1 | 5  |
| 1946 | Steve Bagarus         | 31   | 438  | 14.1 | 3  |
| 1947 | Bob Nussbaumer        | 47   | 597  | 12.7 | 4  |
| 1948 | Dick Todd (B)         | 37   | 550  | 14.9 | 6  |
| 1949 | Hugh Taylor           | 45   | 781  | 17.4 | 9  |
| 1950 | Hugh Taylor           | 39   | 833  | 21.4 | 9  |
| 1951 | Hugh Taylor           | 29   | 444  | 15.3 | 3  |
| 1952 | Hugh Taylor           | 41   | 961  | 23.4 | 12 |
| 1953 | Hugh Taylor           | 35   | 703  | 20.1 | 8  |
| 1954 | Hugh Taylor           | 37   | 659  | 17.8 | 8  |
| 1955 | Johnny Carson         | 23   | 443  | 19.3 | 3  |
| 1956 | Johnny Carson         | 39   | 504  | 12.9 | 3  |
| 1957 | Johnny Carson         | 34   | 583  | 17.1 | 3  |
| 1958 | Joe Walton            | 32   | 532  | 16.6 | 5  |
| 1959 | Bill Anderson         | 35   | 734  | 21.0 | 6  |
| 1960 | Bill Anderson         | 38   | 488  | 12.8 | 3  |
| 1961 | Fred Dugan            | 53   | 817  | 15.4 | 4  |
| 1962 | Bobby Mitchell        | 72   | 1384 | 19.2 | 11 |
| 1963 | Bobby Mitchell        | 69   | 1436 | 20.8 | 7  |
| 1964 | Bobby Mitchell        | 60   | 904  | 15.1 | 10 |
| 1965 | Bobby Mitchell        | 60   | 867  | 14.5 | 6  |


# YEARLY LEADERS

|      |                     |     |       |      |    |
|------|---------------------|-----|-------|------|----|
| 1966 | Charley Taylor      | 72  | 1119  | 15.5 | 12 |
| 1967 | Charley Taylor      | 70  | 990   | 14.1 | 9  |
| 1968 | Charley Taylor      | 48  | 650   | 13.5 | 5  |
| 1969 | Charley Taylor      | 71  | 883   | 12.4 | 8  |
| 1970 | Jerry Smith (TE)    | 43  | 575   | 13.4 | 9  |
| 1971 | Roy Jefferson       | 47  | 701   | 14.9 | 4  |
| 1972 | Charley Taylor      | 49  | 673   | 13.7 | 7  |
| 1973 | Charley Taylor      | 59  | 801   | 13.6 | 7  |
| 1974 | Charley Taylor      | 54  | 738   | 13.7 | 5  |
| 1975 | Charley Taylor      | 53  | 744   | 14.0 | 6  |
| 1976 | Frank Grant         | 50  | 818   | 16.4 | 5  |
| 1977 | Jean Fugett (TE)    | 36  | 631   | 17.5 | 5  |
| 1978 | Danny Buggs         | 36  | 575   | 16.0 | 2  |
| 1979 | Danny Buggs         | 46  | 631   | 13.7 | 1  |
| 1980 | Art Monk (R)        | 58  | 797   | 13.7 | 3  |
| 1981 | Joe Washington (RB) | 70  | 558   | 8.0  | 3  |
| 1982 | Art Monk            | 35  | 447   | 12.8 | 1  |
| 1983 | Charlie Brown       | 78  | 1225  | 15.7 | 8  |
| 1984 | Art Monk *          | 106 | 1372  | 12.9 | 7  |
| 1985 | Art Monk            | 91  | 1226  | 13.5 | 2  |
| 1986 | Gary Clark          | 74  | 1265  | 17.1 | 7  |
| 1987 | Gary Clark          | 56  | 1066  | 19.0 | 7  |
| 1988 | Ricky Sanders       | 73  | 1148  | 15.7 | 12 |
| 1989 | Art Monk            | 86  | 1186  | 13.8 | 8  |
| 1990 | Gary Clark          | 75  | 1112  | 14.8 | 8  |
| 1991 | Art Monk            | 71  | 1049  | 14.8 | 8  |
| 1992 | Gary Clark          | 64  | 912   | 14.3 | 5  |
| 1993 | Ricky Sanders       | 58  | 638   | 11.0 | 4  |
| 1994 | Henry Ellard        | 74  | 1397  | 18.9 | 6  |
| 1995 | Henry Ellard        | 56  | 1005  | 17.9 | 5  |
| 1996 | Henry Ellard        | 52  | 1014  | 19.5 | 2  |
| 1997 | Jamie Asher (TE)    | 49  | 474   | 9.7  | 1  |
| 1998 | Brian Mitchell (RB) | 44  | 306   | 7.0  | 0  |
|      | Michael Westbrook   | 44  | 736   | 16.7 | 3  |
| 1999 | Larry Centers (FB)  | 69  | 544   | 7.9  | 6  |
| 2000 | Larry Centers (FB)  | 81  | 600   | 7.4  | 3  |
| 2001 | Michael Westbrook   | 57  | 664   | 11.6 | 4  |
| 2002 | Rod Gardner         | 71  | 1006  | 14.2 | 8  |
| 2003 | Laveranues Coles    | 82  | 1204  | 14.7 | 6  |
| 2004 | Laveranues Coles    | 90  | 950   | 10.6 | 1  |
| 2005 | Santana Moss        | 84  | 1483  | 17.7 | 9  |
| 2006 | Chris Cooley (TE)   | 57  | 734   | 12.9 | 6  |
| 2007 | Chris Cooley (TE)   | 66  | 786   | 11.9 | 8  |
| 2008 | Chris Cooley (TE)   | 83  | 849   | 10.2 | 1  |
| 2009 | Santana Moss        | 70  | 902   | 12.9 | 3  |
| 2010 | Santana Moss        | 93  | 1115  | 12.0 | 6  |
| 2011 | Jabar Gaffney       | 68  | 947   | 13.9 | 5  |
| 2012 | Joshua Morgan       | 48  | 510   | 10.6 | 2  |
| 2013 | Pierre Garçon *     | 113 | 1346  | 11.9 | 5  |
| 2014 | Pierre Garçon       | 68  | 752   | 11.1 | 3  |
| 2015 | Jordan Reed (TE)    | 87  | 952   | 10.9 | 11 |
| 2016 | Pierre Garçon       | 79  | 1,041 | 13.2 | 3  |
| 2017 | Jamison Crowder     | 66  | 789   | 12.0 | 3  |
| 2018 | Jordan Reed         | 54  | 558   | 10.3 | 2  |
| 2019 | Terry McLaurin (R)  | 58  | 919   | 15.8 | 7  |

|      |                       |      |     |      |    |
|------|-----------------------|------|-----|------|----|
| 1944 | Wilbur Moore (B)      | 424  | 33  | 12.8 | 5  |
| 1945 | Steve Bagarus (R) (B) | 617  | 34  | 18.1 | 5  |
| 1946 | Steve Bagarus (B)     | 438  | 31  | 14.1 | 3  |
| 1947 | Eddie Saenz (B)       | 598  | 34  | 17.6 | 4  |
| 1948 | Hal Crisler           | 599  | 33  | 18.2 | 6  |
| 1949 | Hugh Taylor           | 781  | 45  | 17.4 | 9  |
| 1950 | Hugh Taylor           | 833  | 39  | 21.4 | 9  |
| 1951 | Hugh Taylor           | 444  | 29  | 15.3 | 3  |
| 1952 | Hugh Taylor           | 961  | 41  | 23.4 | 12 |
| 1953 | Hugh Taylor           | 703  | 35  | 20.1 | 8  |
| 1954 | Hugh Taylor           | 659  | 37  | 17.8 | 8  |
| 1955 | Johnny Carson         | 443  | 23  | 19.3 | 3  |
| 1956 | Johnny Carson         | 504  | 39  | 12.9 | 3  |
| 1957 | Johnny Carson         | 583  | 34  | 17.1 | 3  |
| 1958 | Joe Walton (TE)       | 532  | 32  | 16.6 | 5  |
| 1959 | Bill Anderson (TE)    | 734  | 35  | 21.0 | 6  |
| 1960 | Bill Anderson (TE)    | 488  | 38  | 12.8 | 3  |
| 1961 | Fred Dugan            | 817  | 53  | 15.4 | 4  |
| 1962 | Bobby Mitchell *      | 1384 | 72  | 19.2 | 11 |
| 1963 | Bobby Mitchell *      | 1436 | 69  | 20.8 | 7  |
| 1964 | Bobby Mitchell        | 904  | 60  | 15.1 | 10 |
| 1965 | Bobby Mitchell        | 867  | 60  | 14.5 | 6  |
| 1966 | Charley Taylor        | 1119 | 72  | 15.5 | 12 |
| 1967 | Charley Taylor        | 990  | 70  | 14.1 | 9  |
| 1968 | Charley Taylor        | 650  | 48  | 13.5 | 5  |
| 1969 | Charley Taylor        | 883  | 71  | 12.4 | 8  |
| 1970 | Charley Taylor        | 593  | 42  | 14.1 | 8  |
| 1971 | Roy Jefferson         | 701  | 47  | 14.9 | 4  |
| 1972 | Charley Taylor        | 673  | 49  | 13.7 | 7  |
| 1973 | Charley Taylor        | 801  | 59  | 13.6 | 7  |
| 1974 | Charley Taylor        | 738  | 54  | 13.7 | 5  |
| 1975 | Frank Grant           | 776  | 41  | 18.9 | 8  |
| 1976 | Frank Grant           | 818  | 50  | 16.4 | 5  |
| 1977 | Jean Fugett (TE)      | 631  | 36  | 17.5 | 5  |
| 1978 | John McDaniel         | 577  | 34  | 17.0 | 4  |
| 1979 | Danny Buggs           | 631  | 46  | 13.7 | 1  |
| 1980 | Art Monk (R)          | 797  | 58  | 13.7 | 3  |
| 1981 | Art Monk              | 894  | 56  | 16.0 | 6  |
| 1982 | Charlie Brown (R)     | 690  | 32  | 21.6 | 8  |
| 1983 | Charlie Brown         | 1225 | 78  | 15.7 | 8  |
| 1984 | Art Monk              | 1372 | 106 | 12.9 | 7  |
| 1985 | Art Monk              | 1226 | 91  | 13.5 | 2  |

## RECEIVING YARDS

| YEAR | PLAYER                | YDS | REC | AVG  | TD |
|------|-----------------------|-----|-----|------|----|
| 1932 | Cliff Battles (R) (B) | 60  | 4   | 15.0 | 1  |
| 1933 | Cliff Battles (B)     | 185 | 11  | 16.8 | 0  |
| 1934 | Chuck Malone (R)      | 131 | 11  | 11.9 | 2  |
| 1935 | Chuck Malone          | 433 | 22  | 19.7 | 2  |
| 1936 | Wayne Millner (R)     | 211 | 18  | 11.7 | 0  |
| 1937 | Chuck Malone          | 419 | 28  | 15.0 | 4  |
| 1938 | Chuck Malone          | 257 | 24  | 10.7 | 1  |
| 1939 | Andy Farkas (B)       | 437 | 16  | 27.3 | 5  |
| 1940 | Dick Todd (B)         | 402 | 20  | 20.1 | 4  |
| 1941 | Wayne Millner         | 262 | 20  | 13.1 | 0  |
| 1942 | Dick Todd (B)         | 328 | 23  | 14.3 | 4  |
| 1943 | Wilbur Moore (B)      | 537 | 30  | 17.9 | 7  |



# YEARLY LEADERS

|      |                    |      |     |      |    |
|------|--------------------|------|-----|------|----|
| 1986 | Gary Clark         | 1265 | 74  | 171  | 7  |
| 1987 | Gary Clark         | 1066 | 56  | 19.0 | 7  |
| 1988 | Ricky Sanders      | 1148 | 73  | 15.7 | 12 |
| 1989 | Gary Clark         | 1229 | 79  | 15.6 | 9  |
| 1990 | Gary Clark         | 1112 | 75  | 14.8 | 8  |
| 1991 | Gary Clark         | 1340 | 70  | 19.1 | 10 |
| 1992 | Gary Clark         | 912  | 64  | 14.3 | 5  |
| 1993 | Ricky Sanders      | 638  | 58  | 11.0 | 4  |
| 1994 | Henry Ellard       | 1397 | 74  | 18.9 | 6  |
| 1995 | Henry Ellard       | 1005 | 56  | 17.9 | 5  |
| 1996 | Henry Ellard       | 1014 | 52  | 19.5 | 2  |
| 1997 | Leslie Shepherd    | 562  | 29  | 19.4 | 5  |
| 1998 | Michael Westbrook  | 736  | 44  | 16.7 | 6  |
| 1999 | Michael Westbrook  | 1191 | 65  | 18.3 | 9  |
| 2000 | Albert Connell     | 762  | 39  | 19.5 | 3  |
| 2001 | Rod Gardner (R)    | 741  | 46  | 16.1 | 4  |
| 2002 | Rod Gardner        | 1006 | 71  | 14.2 | 8  |
| 2003 | Laveranues Coles   | 1204 | 82  | 14.7 | 6  |
| 2004 | Laveranues Coles   | 950  | 90  | 10.6 | 1  |
| 2005 | Santana Moss *     | 1483 | 84  | 17.7 | 9  |
| 2006 | Santana Moss       | 790  | 55  | 14.4 | 6  |
| 2007 | Santana Moss       | 808  | 61  | 13.2 | 3  |
| 2008 | Santana Moss       | 1044 | 79  | 13.2 | 6  |
| 2009 | Santana Moss       | 902  | 70  | 12.9 | 3  |
| 2010 | Santana Moss       | 1115 | 93  | 12.0 | 6  |
| 2011 | Jabar Gaffney      | 947  | 68  | 13.9 | 5  |
| 2012 | Pierre Garçon      | 633  | 44  | 14.4 | 4  |
| 2013 | Pierre Garçon      | 1346 | 113 | 11.9 | 5  |
| 2014 | DeSean Jackson     | 1169 | 56  | 20.9 | 6  |
| 2015 | Jordan Reed (TE)   | 952  | 87  | 10.9 | 11 |
| 2016 | Pierre Garçon      | 1041 | 79  | 13.2 | 3  |
| 2017 | Jamison Crowder    | 789  | 66  | 12.0 | 3  |
| 2018 | Jordan Reed        | 558  | 54  | 10.3 | 2  |
| 2019 | Terry McLaurin (R) | 919  | 58  | 15.8 | 7  |

## RECEIVING TOUCHDOWNS

| YEAR | PLAYER                | TD | REC | YDS | AVG  |
|------|-----------------------|----|-----|-----|------|
| 1932 | Cliff Battles (R) (B) | 1  | 4   | 60  | 15.0 |
| 1933 | Ike Frankian (R)      | 1  | 6   | 75  | 12.5 |
| 1934 | Chuck Malone (R)      | 2  | 11  | 131 | 11.9 |
| 1935 | Chuck Malone          | 2  | 22  | 433 | 19.7 |
| 1936 | Riley Smith (R) (B)   | 2  | 3   | 76  | 25.3 |
| 1937 | Chuck Malone          | 4  | 28  | 419 | 15.0 |
| 1938 | [Nine players]        | 1  | -   | -   | -    |
| 1939 | Andy Farkas (B)       | 5  | 16  | 437 | 27.3 |
| 1940 | Bob Masterson         | 4  | 18  | 283 | 15.7 |
|      | Dick Todd (B)         | 4  | 20  | 402 | 20.1 |
| 1941 | Joe Aguirre (R)       | 2  | 10  | 103 | 10.3 |
|      | Bob McChesney         | 2  | 19  | 213 | 11.2 |
|      | Bob Seymour (B)       | 2  | 6   | 85  | 14.2 |
| 1942 | Dick Todd (B)         | 4  | 23  | 328 | 14.3 |
| 1943 | Joe Aguirre           | 7  | 37  | 420 | 11.4 |
|      | Wilbur Moore (B)      | 7  | 30  | 537 | 17.9 |
| 1944 | Wilbur Moore (B)      | 5  | 33  | 424 | 12.8 |
| 1945 | Steve Bagarus (B)     | 5  | 34  | 617 | 18.1 |
| 1946 | Steve Bagarus (B)     | 3  | 31  | 438 | 14.1 |
|      | Eddie Saenz (B)       | 3  | 12  | 242 | 20.2 |
| 1947 | Hugh Taylor (R)       | 6  | 26  | 511 | 19.7 |
| 1948 | Hal Crisler           | 6  | 33  | 599 | 18.2 |
|      | Dick Todd (B)         | 6  | 37  | 550 | 14.9 |
| 1949 | Hugh Taylor           | 9  | 45  | 781 | 17.4 |
| 1950 | Hugh Taylor           | 9  | 39  | 833 | 21.4 |
| 1951 | Hugh Taylor           | 3  | 29  | 444 | 15.3 |
| 1952 | Hugh Taylor           | 12 | 41  | 961 | 23.4 |
| 1953 | Hugh Taylor           | 8  | 35  | 703 | 20.1 |
| 1954 | Hugh Taylor           | 8  | 37  | 659 | 17.8 |
| 1955 | Johnny Carson         | 3  | 23  | 443 | 19.3 |
|      | Vic Janowicz (B)      | 3  | 11  | 149 | 13.5 |
| 1956 | Steve Meilinger (R)   | 5  | 24  | 395 | 16.5 |
| 1957 | Jim Podoley (R) (B)   | 4  | 27  | 554 | 20.5 |

|      |                       |    |     |      |      |
|------|-----------------------|----|-----|------|------|
| 1958 | Joe Walton (TE)       | 5  | 32  | 532  | 16.6 |
| 1959 | Bill Anderson (TE)    | 6  | 35  | 734  | 21.0 |
| 1960 | Bill Anderson (TE)    | 3  | 38  | 488  | 12.8 |
|      | Joe Walton (TE)       | 3  | 27  | 401  | 14.9 |
| 1961 | Fred Dugan            | 4  | 53  | 817  | 15.4 |
| 1962 | Bobby Mitchell        | 11 | 72  | 1384 | 19.2 |
| 1963 | Bobby Mitchell        | 7  | 69  | 1436 | 20.8 |
| 1964 | Bobby Mitchell        | 10 | 60  | 904  | 15.1 |
| 1965 | Bobby Mitchell        | 6  | 60  | 867  | 14.5 |
| 1966 | Charley Taylor        | 12 | 72  | 1119 | 15.5 |
| 1967 | Jerry Smith (TE)      | 12 | 67  | 849  | 12.7 |
| 1968 | Pat Richter (TE)      | 9  | 42  | 533  | 12.7 |
| 1969 | Jerry Smith (TE)      | 9  | 54  | 692  | 12.6 |
| 1970 | Jerry Smith (TE)      | 9  | 43  | 575  | 13.4 |
| 1971 | Roy Jefferson         | 4  | 47  | 701  | 14.4 |
|      | Charley Taylor        | 4  | 24  | 370  | 15.9 |
| 1972 | Jerry Smith (TE)      | 7  | 21  | 353  | 16.8 |
|      | Charley Taylor        | 7  | 49  | 673  | 13.7 |
| 1973 | Charley Taylor        | 7  | 59  | 801  | 13.6 |
| 1974 | Charley Taylor        | 5  | 54  | 738  | 13.7 |
| 1975 | Frank Grant           | 8  | 41  | 776  | 18.9 |
| 1976 | Jean Fugett (TE)      | 6  | 27  | 334  | 12.4 |
| 1977 | Jean Fugett (TE)      | 5  | 36  | 631  | 17.5 |
| 1978 | Jean Fugett (TE)      | 7  | 25  | 367  | 14.7 |
| 1979 | Clarence Harmon       | 5  | 32  | 434  | 13.6 |
| 1980 | Ricky Thompson        | 5  | 22  | 313  | 14.2 |
| 1981 | Art Monk              | 6  | 56  | 894  | 16.0 |
| 1982 | Charlie Brown (R)     | 8  | 32  | 690  | 21.6 |
| 1983 | Charlie Brown         | 8  | 78  | 1225 | 15.7 |
| 1984 | Art Monk              | 7  | 106 | 1372 | 12.9 |
| 1985 | Gary Clark (R)        | 5  | 72  | 926  | 12.9 |
| 1986 | Gary Clark            | 7  | 74  | 1265 | 17.1 |
| 1987 | Gary Clark            | 7  | 56  | 1066 | 19.0 |
| 1988 | Ricky Sanders *       | 12 | 73  | 1148 | 15.7 |
| 1989 | Gary Clark            | 9  | 79  | 1229 | 15.6 |
| 1990 | Gary Clark            | 8  | 75  | 1112 | 14.8 |
| 1991 | Gary Clark            | 10 | 70  | 1340 | 19.1 |
| 1992 | Gary Clark            | 5  | 64  | 912  | 14.3 |
| 1993 | Ricky Sanders         | 4  | 58  | 638  | 11.9 |
| 1994 | Henry Ellard          | 6  | 74  | 1397 | 18.9 |
| 1995 | Henry Ellard          | 5  | 56  | 1005 | 17.9 |
| 1996 | Jamie Asher (TE)      | 4  | 42  | 481  | 11.5 |
| 1997 | Leslie Shepherd       | 5  | 29  | 562  | 19.4 |
| 1998 | Leslie Shepherd       | 8  | 43  | 712  | 16.6 |
| 1999 | Michael Westbrook     | 9  | 65  | 1191 | 18.3 |
| 2000 | Irving Fryar          | 5  | 41  | 548  | 13.4 |
| 2001 | Rod Gardner (R)       | 4  | 46  | 741  | 16.1 |
|      | Michael Westbrook     | 4  | 57  | 664  | 11.6 |
| 2002 | Rod Gardner           | 8  | 71  | 1006 | 14.2 |
| 2003 | Laveranues Coles      | 6  | 82  | 1204 | 14.7 |
|      | Darnerien McCants     | 6  | 27  | 360  | 13.3 |
| 2004 | Chris Cooley (R) (TE) | 6  | 37  | 314  | 8.5  |
| 2005 | Santana Moss          | 9  | 84  | 1483 | 17.7 |
| 2006 | Chris Cooley (TE)     | 6  | 57  | 734  | 12.9 |
|      | Santana Moss          | 6  | 55  | 790  | 14.4 |
| 2007 | Chris Cooley (TE)     | 8  | 66  | 786  | 11.9 |
| 2008 | Santana Moss          | 6  | 79  | 1044 | 13.2 |
| 2009 | Fred Davis (TE)       | 6  | 48  | 509  | 10.6 |
| 2010 | Santana Moss          | 6  | 93  | 1115 | 12.0 |
| 2011 | Jabar Gaffney         | 5  | 68  | 947  | 13.9 |
| 2012 | Santana Moss          | 8  | 41  | 573  | 14.0 |
| 2013 | Pierre Garçon         | 5  | 113 | 1346 | 11.9 |
| 2014 | DeSean Jackson        | 6  | 56  | 1169 | 20.9 |
| 2015 | Jordan Reed (TE)      | 11 | 87  | 952  | 10.9 |
| 2016 | Jamison Crowder       | 7  | 67  | 847  | 12.6 |
| 2017 | Josh Doctson          | 6  | 35  | 502  | 14.3 |
| 2018 | Jamison Crowder       | 2  | 29  | 388  | 13.4 |
|      | Vernon Davis          | 2  | 25  | 367  | 14.7 |
|      | Josh Doctson          | 2  | 44  | 532  | 12.1 |
|      | Jordan Reed           | 2  | 54  | 558  | 10.3 |
|      | Paul Richardson Jr.   | 2  | 20  | 262  | 13.1 |

# YEARLY LEADERS

2019 Terry McLaurin (R).....7.....58.....898.....15.8

## SCORING

| YEAR | PLAYER              | Pts. | TD | XPM | XPA | FGM | FGA | 2pt |
|------|---------------------|------|----|-----|-----|-----|-----|-----|
| 1932 | Cliff Battles (R)   | 24   | 4  | 0   | 0   | 0   | 0   | 0   |
| 1933 | Jim Musick          | 45   | 5  | 12  | -   | 1   | -   | 0   |
| 1934 | Cliff Battles       | 43   | 7  | 1   | -   | 0   | -   | 0   |
| 1935 | Jim Musick          | 14   | 2  | 2   | -   | -   | -   | 0   |
| 1936 | Cliff Battles       | 42   | 7  | 0   | 0   | 0   | 0   | 0   |
| 1937 | Riley Smith         | 55   | 3  | 22  | -   | 5   | -   | 0   |
| 1938 | Andy Farkas (R)     | 37   | 6  | 1   | 1   | 0   | 0   | 0   |
| 1939 | Andy Farkas *       | 68   | 11 | 2   | 3   | 0   | 1   | 0   |
| 1940 | Dick Todd           | 54   | 9  | 0   | 0   | 0   | 0   | 0   |
| 1941 | Joe Aguirre (R)     | 26   | 2  | 8   | 9   | 2   | 5   | 0   |
| 1942 | Andy Farkas         | 39   | 6  | 3   | 3   | 0   | 0   | 0   |
| 1943 | Andy Farkas         | 54   | 9  | 0   | 0   | 0   | 0   | 0   |
|      | Wilbur Moore        | 54   | 9  | 0   | 0   | 0   | 0   | 0   |
| 1944 | Joe Aguirre         | 51   | 4  | 15  | 18  | 4   | 8   | 0   |
| 1945 | Joe Aguirre         | 44   | 0  | 23  | 23  | 7   | 13  | 0   |
| 1946 | Dick Poillon        | 45   | 1  | 21  | 21  | 6   | 16  | 0   |
| 1947 | Dick Poillon        | 85   | 6  | 37  | 41  | 4   | 6   | 0   |
| 1948 | Dick Poillon        | 66   | 3  | 33  | 38  | 5   | 7   | 0   |
| 1949 | Hugh Taylor         | 54   | 9  | 0   | 0   | 0   | 0   | 0   |
| 1950 | Bill Dudley         | 64   | 3  | 31  | 31  | 5   | 10  | 0   |
| 1951 | Bill Dudley         | 69   | 3  | 21  | 22  | 10  | 13  | 0   |
| 1952 | Hugh Taylor         | 72   | 12 | 0   | 0   | 0   | 0   | 0   |
| 1953 | Bill Dudley         | 58   | 0  | 25  | 25  | 11  | 22  | 0   |
| 1954 | Hugh Taylor         | 48   | 8  | 0   | 0   | 0   | 0   | 0   |
| 1955 | Vic Janowicz        | 88   | 7  | 28  | 31  | 6   | 20  | 0   |
| 1956 | Sam Baker           | 67   | 0  | 16  | 19  | 17  | 25  | 0   |
| 1957 | Sam Baker *         | 77   | 1  | 29  | 30  | 14  | 23  | 0   |
| 1958 | Sam Baker           | 64   | 0  | 25  | 25  | 13  | 26  | 0   |
| 1959 | Sam Baker           | 51   | 0  | 21  | 22  | 10  | 22  | 0   |
| 1960 | Bob Khayat (R)      | 64   | 0  | 19  | 19  | 15  | 23  | 0   |
| 1961 | John Aveni          | 42   | 1  | 21  | 23  | 5   | 28  | 0   |
| 1962 | Bobby Mitchell      | 72   | 12 | 0   | 0   | 0   | 0   | 0   |
| 1963 | Bob Khayat          | 69   | 0  | 33  | 35  | 12  | 26  | 0   |
| 1964 | Jim Martin          | 71   | 0  | 35  | 39  | 12  | 28  | 0   |
| 1965 | Bob Jencks          | 59   | 0  | 29  | 33  | 10  | 22  | 0   |
| 1966 | Charlie Gogolak (R) | 105  | 0  | 39  | 41  | 22  | 34  | 0   |
| 1967 | Jerry Smith         | 72   | 12 | 0   | 0   | 0   | 0   | 0   |
| 1968 | Charlie Gogolak     | 57   | 0  | 30  | 31  | 9   | 19  | 0   |
| 1969 | Curt Knight (R)     | 83   | 0  | 35  | 36  | 16  | 27  | 0   |
| 1970 | Curt Knight         | 93   | 0  | 33  | 34  | 20  | 27  | 0   |
| 1971 | Curt Knight *       | 114  | 0  | 27  | 27  | 29  | 49  | 0   |
| 1972 | Curt Knight         | 82   | 0  | 40  | 41  | 14  | 30  | 0   |
| 1973 | Curt Knight         | 103  | 0  | 37  | 37  | 22  | 42  | 0   |
| 1974 | Mark Moseley        | 81   | 0  | 27  | 29  | 18  | 30  | 0   |
| 1975 | Mark Moseley        | 85   | 0  | 37  | 39  | 16  | 25  | 0   |
| 1976 | Mark Moseley *      | 97   | 0  | 31  | 32  | 22  | 34  | 0   |
| 1977 | Mark Moseley        | 82   | 0  | 19  | 19  | 21  | 37  | 0   |
| 1978 | Mark Moseley        | 87   | 0  | 30  | 31  | 19  | 30  | 0   |
| 1979 | Mark Moseley *      | 114  | 0  | 39  | 39  | 25  | 33  | 0   |
| 1980 | Mark Moseley        | 81   | 0  | 27  | 30  | 18  | 33  | 0   |
| 1981 | Mark Moseley        | 95   | 0  | 38  | 42  | 19  | 30  | 0   |
| 1982 | Mark Moseley        | 76   | 0  | 16  | 19  | 20  | 21  | 0   |
| 1983 | Mark Moseley *      | 161  | 0  | 62  | 63  | 33  | 47  | 0   |
| 1984 | Mark Moseley        | 120  | 0  | 48  | 51  | 24  | 31  | 0   |
| 1985 | Mark Moseley        | 97   | 0  | 31  | 33  | 22  | 34  | 0   |
| 1986 | George Rogers       | 108  | 18 | 0   | 0   | 0   | 0   | 0   |
| 1987 | Ali Haji-Sheikh     | 68   | 0  | 29  | 32  | 13  | 19  | 0   |
| 1988 | Chip Lohmiller (R)  | 97   | 0  | 40  | 41  | 19  | 26  | 0   |
| 1989 | Chip Lohmiller      | 128  | 0  | 41  | 41  | 29  | 40  | 0   |
| 1990 | Chip Lohmiller *    | 131  | 0  | 41  | 41  | 30  | 40  | 0   |
| 1991 | Chip Lohmiller *    | 149  | 0  | 56  | 56  | 31  | 43  | 0   |
| 1992 | Chip Lohmiller      | 120  | 0  | 30  | 30  | 30  | 40  | 0   |
| 1993 | Chip Lohmiller      | 72   | 0  | 24  | 26  | 16  | 28  | 0   |
| 1994 | Chip Lohmiller      | 90   | 0  | 30  | 32  | 20  | 28  | 0   |
| 1995 | Eddie Murray        | 114  | 0  | 33  | 33  | 27  | 36  | 0   |
| 1996 | Terry Allen         | 126  | 21 | 0   | 0   | 0   | 0   | 0   |

|      |                   |     |    |    |    |    |    |   |
|------|-------------------|-----|----|----|----|----|----|---|
| 1997 | Scott Blanton     | 82  | 0  | 34 | 34 | 16 | 24 | 0 |
| 1998 | Cary Blanchard    | 63  | 0  | 30 | 31 | 11 | 17 | 0 |
| 1999 | Brett Conway      | 115 | 0  | 49 | 50 | 22 | 32 | 0 |
| 2000 | Stephen Davis     | 66  | 11 | 0  | 0  | 0  | 0  | 0 |
| 2001 | Brett Conway      | 100 | 0  | 22 | 22 | 26 | 33 | 0 |
| 2002 | James Tuthill (R) | 50  | 0  | 20 | 21 | 10 | 16 | 0 |
| 2003 | John Hall         | 101 | 0  | 26 | 27 | 25 | 33 | 0 |
| 2004 | Clinton Portis    | 42  | 7  | 0  | 0  | 0  | 0  | 0 |
| 2005 | Clinton Portis    | 68  | 11 | 0  | 0  | 0  | 0  | 1 |
| 2006 | Clinton Portis    | 42  | 7  | 0  | 0  | 0  | 0  | 0 |
| 2007 | Shaun Suisham     | 116 | 0  | 29 | 30 | 29 | 35 | 0 |
| 2008 | Shaun Suisham     | 103 | 0  | 25 | 25 | 26 | 36 | 0 |
| 2009 | Shaun Suisham     | 74  | 0  | 20 | 21 | 18 | 21 | 0 |
| 2010 | Graham Gano       | 100 | 0  | 28 | 28 | 24 | 35 | 0 |
| 2011 | Graham Gano       | 118 | 0  | 25 | 26 | 31 | 41 | 0 |
| 2012 | Kai Forbath       | 95  | 0  | 33 | 34 | 17 | 18 | 0 |
| 2013 | Kai Forbath       | 80  | 0  | 26 | 26 | 18 | 22 | 0 |
| 2014 | Kai Forbath       | 103 | 0  | 31 | 32 | 24 | 27 | 0 |
| 2015 | Dustin Hopkins    | 114 | 0  | 39 | 40 | 25 | 28 | 0 |
| 2016 | Dustin Hopkins    | 138 | 0  | 36 | 39 | 34 | 42 | 0 |
| 2017 | Dustin Hopkins    | 60  | 0  | 25 | 19 | 14 | 17 | 0 |
| 2018 | Dustin Hopkins    | 103 | 0  | 18 | 25 | 26 | 29 | 0 |
| 2019 | Dustin Hopkins    | 96  | 0  | 21 | 22 | 25 | 30 | 0 |

## INTERCEPTIONS

| YEAR | PLAYER              | NO | YDS | AVG  | LG | TD |
|------|---------------------|----|-----|------|----|----|
| 1940 | Frankie Filchcock   | 4  | 1   | 0.3  | -  | 0  |
| 1941 | Sammy Baugh         | 4  | 83  | 20.8 | 35 | 0  |
|      | Andy Farkas         | 4  | 27  | 6.8  | 26 | 0  |
| 1942 | Sammy Baugh         | 5  | 77  | 15.4 | 29 | 0  |
| 1943 | Sammy Baugh *       | 11 | 112 | 10.2 | 23 | 0  |
| 1944 | Wilbur Moore        | 5  | 53  | 10.6 | 35 | 0  |
| 1945 | Sammy Baugh         | 4  | 114 | 28.5 | 74 | 0  |
|      | Bob Seymour         | 4  | 28  | 7.0  | 8  | 0  |
|      | Dick Todd           | 4  | 35  | 8.8  | 22 | 0  |
| 1946 | Steve Bagarus       | 4  | 66  | 16.5 | 41 | 0  |
|      | Dick Todd           | 4  | 26  | 6.5  | 0  | 0  |
| 1947 | Tom Farmer          | 6  | 27  | 4.5  | 22 | 0  |
| 1948 | Dan Sandifer (R) *  | 13 | 258 | 19.8 | 54 | 2  |
| 1949 | Dan Sandifer        | 5  | 82  | 16.4 | 59 | 0  |
| 1950 | Harry Dowda         | 4  | 28  | 7.0  | 28 | 1  |
|      | Hall Haynes (R)     | 4  | 77  | 19.3 | 40 | 1  |
| 1951 | Harry Gilmer        | 5  | 79  | 15.8 | 30 | 0  |
|      | Ed Salem (R)        | 5  | 26  | 5.2  | 21 | 0  |
| 1952 | Johnny Williams (R) | 5  | 97  | 19.4 | 38 | 1  |
| 1953 | Don Doll            | 10 | 102 | 10.2 | 28 | 0  |
| 1954 | Dick Alban          | 9  | 81  | 9.0  | 27 | 0  |
| 1955 | Norb Hecker         | 6  | 52  | 8.7  | 26 | 0  |
| 1956 | Norb Hecker         | 8  | 26  | 3.3  | 14 | 0  |
| 1957 | Norb Hecker         | 3  | 39  | 13.0 | 22 | 0  |
|      | Don Shula           | 3  | 48  | 16.0 | 30 | 0  |
| 1958 | Dick James          | 4  | 43  | 10.8 | 23 | 0  |
| 1959 | Dick James          | 3  | 47  | 15.7 | 25 | 0  |
| 1960 | Ben Scotti          | 4  | 76  | 19.0 | 30 | 0  |
| 1961 | Jim Kerr (R)        | 7  | 93  | 13.3 | 38 | 0  |
| 1962 | Claude Crabb (R)    | 6  | 30  | 5.0  | 13 | 0  |
| 1963 | Jim Steffen         | 5  | 140 | 28.0 | 78 | 1  |
| 1964 | Paul Krause (R) *   | 12 | 140 | 11.7 | 35 | 1  |
| 1965 | Paul Krause         | 6  | 118 | 19.7 | 43 | 0  |
|      | Johnny Sample       | 6  | 57  | 9.5  | 28 | 0  |
| 1966 | Brig Owens (R)      | 7  | 165 | 23.6 | 60 | 1  |
| 1967 | Paul Krause         | 8  | 75  | 9.4  | 32 | 0  |
| 1968 | Brig Owens          | 8  | 109 | 13.6 | 38 | 0  |
| 1969 | Rickie Harris       | 4  | 81  | 20.3 | 47 | 0  |
| 1970 | Mike Bass           | 4  | 37  | 9.3  | 22 | 0  |
|      | Brig Owens          | 4  | 86  | 21.5 | 32 | 0  |
| 1971 | Mike Bass           | 8  | 78  | 9.8  | 38 | 1  |
| 1972 | Pat Fischer         | 4  | 61  | 15.3 | 35 | 0  |
|      | Chris Hanburger     | 4  | 98  | 24.5 | 41 | 1  |
| 1973 | Ken Houston         | 6  | 32  | 5.3  | 22 | 0  |

# YEARLY LEADERS

|      |                            |   |     |      |      |   |
|------|----------------------------|---|-----|------|------|---|
| 1974 | Ken Stone                  | 5 | 95  | 19.0 | 31   | 0 |
| 1975 | Mike Bass                  | 4 | 85  | 21.3 | 30   | 0 |
|      | Ken Houston                | 4 | 33  | 8.3  | 19   | 0 |
| 1976 | Joe Lavender               | 8 | 77  | 9.6  | 28   | 0 |
| 1977 | Ken Houston                | 5 | 69  | 13.8 | 31   | 0 |
| 1978 | Jake Scott                 | 7 | 72  | 10.3 | 39   | 0 |
| 1979 | Lemar Parrish *            | 9 | 65  | 7.2  | 23   | 0 |
| 1980 | Lemar Parrish              | 7 | 13  | 1.9  | 9    | 0 |
| 1981 | Mark Murphy                | 7 | 68  | 9.7  | 29   | 0 |
| 1982 | Vernon Dean [R]            | 3 | 62  | 20.7 | 26   | 0 |
|      | Jeris White                | 3 | 4   | 1.3  | 4    | 0 |
| 1983 | Mark Murphy *              | 9 | 127 | 14.1 | 48   | 0 |
| 1984 | Vernon Dean                | 7 | 114 | 16.3 | 36t  | 2 |
| 1985 | Vernon Dean                | 5 | 8   | 1.6  | 8    | 0 |
|      | Curtis Jordan              | 5 | 88  | 17.6 | 36   | 0 |
| 1986 | Darrell Green              | 5 | 9   | 1.8  | 7    | 0 |
| 1987 | Barry Wilburn *            | 9 | 135 | 15.0 | 100t | 1 |
| 1988 | Barry Wilburn              | 4 | 24  | 6.0  | 14   | 0 |
| 1989 | Brian Davis                | 4 | 40  | 10.0 | 15   | 0 |
|      | A.J. Johnson [R]           | 4 | 94  | 23.5 | 59t  | 1 |
|      | Alvin Walton               | 4 | 58  | 14.5 | 29t  | 1 |
| 1990 | Martin Mayhew              | 7 | 20  | 2.9  | 15   | 0 |
| 1991 | Darrell Green              | 5 | 47  | 9.4  | 24   | 0 |
|      | Wilber Marshall            | 5 | 75  | 15.0 | 54t  | 1 |
| 1992 | Brad Edwards               | 6 | 157 | 26.2 | 53t  | 1 |
| 1993 | Tom Carter [R]             | 6 | 54  | 9.0  | 29   | 0 |
| 1994 | Andre Collins              | 4 | 150 | 37.5 | 92t  | 2 |
| 1995 | Tom Carter                 | 4 | 116 | 29.0 | 51t  | 1 |
| 1996 | Tom Carter                 | 5 | 24  | 4.8  | 24   | 0 |
| 1997 | Cris Dishman               | 4 | 47  | 11.8 | 29t  | 1 |
|      | Stanley Richard            | 4 | 28  | 7.0  | 23   | 0 |
| 1998 | Leomont Evans              | 3 | 77  | 25.7 | 54   | 0 |
|      | Darrell Green              | 3 | 36  | 12.0 | 36   | 0 |
| 1999 | Matt Stevens               | 6 | 61  | 10.2 | 25   | 0 |
| 2000 | Champ Bailey               | 5 | 48  | 9.6  | 48   | 0 |
| 2001 | Fred Smoot [R]             | 5 | 36  | 7.2  | 36   | 0 |
| 2002 | Fred Smoot                 | 4 | 12  | 3.0  | 12   | 0 |
| 2003 | Fred Smoot                 | 4 | 35  | 8.8  | 35   | 0 |
| 2004 | Shawn Springs              | 5 | 117 | 23.4 | 38   | 0 |
| 2005 | Lemar Marshall             | 4 | 55  | 13.8 | 27   | 1 |
| 2006 | Sean Taylor (8 & 5 others) | 1 | 25  | 25.0 | 25   | 0 |
| 2007 | Sean Taylor                | 5 | 98  | 19.6 | 48   | 0 |
| 2008 | Chris Horton               | 3 | 13  | 4.3  | 10   | 0 |
| 2009 | DeAngelo Hall              | 4 | 114 | 28.5 | 44   | 0 |
| 2010 | DeAngelo Hall              | 6 | 92  | 15.3 | 92t  | 1 |
| 2011 | Oshiomogho Atoogwe         | 3 | 42  | 14.0 | 26   | 0 |
|      | DeAngelo Hall              | 3 | 46  | 15.3 | 26   | 0 |
| 2012 | London Fletcher            | 5 | 29  | 5.8  | 10   | 0 |
| 2013 | DeAngelo Hall              | 4 | 49  | 12.3 | 26t  | 2 |
| 2014 | Bashaud Breeland [R]       | 2 | 0   | 0.0  | 0    | 0 |
| 2015 | Will Blackmon              | 2 | 7   | 3.5  | 6    | 0 |
|      | Bashaud Breeland           | 2 | 56  | 28.0 | 28   | 0 |
|      | Perry Riley, Jr.           | 2 | 7   | 3.5  | 7    | 0 |
| 2016 | Bashaud Breeland           | 3 | 32  | 10.7 | 23   | 0 |
|      | Josh Norman                | 3 | 38  | 12.7 | 35   | 0 |
| 2017 | Kendall Fuller             | 4 | 4   | 1.0  | 3    | 0 |
|      | D.J. Swearinger            | 4 | 32  | 8.0  | 31   | 0 |
| 2018 | D.J. Swearinger            | 4 | 33  | 8.3  | 22   | 0 |
| 2019 | Quinton Dunbar             | 4 | 6   | 1.5  | 6    | 0 |

## PUNTS

| YEAR | PLAYER        | NO. | YDS. | AVG. | NET | TB | In20 | LG |
|------|---------------|-----|------|------|-----|----|------|----|
| 1939 | Sammy Baugh   | 26  | 998  | 38.4 | -   | -  | -    | 69 |
| 1940 | Sammy Baugh   | 35  | 1799 | 51.4 | -   | -  | -    | 85 |
| 1941 | Sammy Baugh   | 30  | 1462 | 48.7 | -   | -  | -    | 75 |
| 1942 | Sammy Baugh   | 37  | 1785 | 48.2 | -   | -  | -    | 74 |
| 1943 | Sammy Baugh * | 50  | 2295 | 45.9 | -   | -  | -    | 81 |
| 1944 | Sammy Baugh   | 44  | 1787 | 40.6 | -   | -  | -    | 76 |
| 1945 | Sammy Baugh   | 33  | 1429 | 43.3 | -   | -  | -    | 57 |
| 1946 | Sammy Baugh   | 33  | 1488 | 45.1 | -   | -  | -    | 60 |

|      |                       |     |      |      |      |    |    |    |
|------|-----------------------|-----|------|------|------|----|----|----|
| 1947 | Sammy Baugh           | 35  | 1528 | 43.7 | -    | -  | -  | 67 |
| 1948 | Dick Poillon          | 51  | 2150 | 42.2 | -    | -  | -  | 76 |
| 1949 | Dick Poillon          | 67  | 2697 | 40.3 | -    | -  | -  | 59 |
| 1950 | Choo-Choo Justice [R] | 22  | 908  | 41.3 | -    | -  | -  | 57 |
| 1951 | Billy Cox [R]         | 28  | 1122 | 40.1 | -    | -  | -  | 61 |
| 1952 | Eddie LeBaron [R]     | 51  | 2150 | 42.2 | -    | -  | -  | 63 |
| 1953 | Eddie LeBaron         | 51  | 2004 | 39.3 | -    | -  | -  | 60 |
| 1954 | Choo-Choo Justice     | 61  | 2461 | 40.3 | -    | -  | -  | 63 |
| 1955 | Eddie LeBaron         | 62  | 2581 | 41.6 | -    | -  | -  | 57 |
| 1956 | Sam Baker             | 59  | 2510 | 42.5 | -    | -  | -  | 56 |
| 1957 | Sam Baker             | 50  | 2139 | 42.8 | -    | -  | -  | 63 |
| 1958 | Sam Baker             | 48  | 2181 | 45.4 | -    | -  | -  | 64 |
| 1959 | Sam Baker             | 49  | 2229 | 45.5 | -    | -  | -  | 65 |
| 1960 | Eagle Day             | 59  | 2476 | 42.0 | -    | -  | -  | 56 |
| 1961 | Sam Horner            | 63  | 2409 | 38.2 | -    | -  | -  | 62 |
| 1962 | Doug Elmore [R]       | 54  | 1860 | 34.4 | -    | -  | -  | 52 |
| 1963 | Pat Richter [R]       | 53  | 2210 | 41.7 | -    | -  | -  | 61 |
| 1964 | Pat Richter *         | 91  | 3749 | 41.2 | -    | -  | -  | 63 |
| 1965 | Pat Richter           | 54  | 2364 | 43.8 | -    | -  | -  | 72 |
| 1966 | Pat Richter           | 68  | 2884 | 42.4 | -    | -  | -  | 60 |
| 1967 | Pat Richter           | 72  | 2976 | 41.3 | -    | -  | -  | 58 |
| 1968 | Mike Bragg [R]        | 76  | 3288 | 43.3 | -    | -  | -  | 64 |
| 1969 | Mike Bragg            | 70  | 2957 | 42.2 | -    | -  | -  | 63 |
| 1970 | Mike Bragg            | 61  | 2493 | 40.9 | -    | -  | -  | 66 |
| 1971 | Mike Bragg            | 58  | 2348 | 40.5 | -    | -  | -  | 59 |
| 1972 | Mike Bragg            | 59  | 2273 | 38.5 | -    | -  | -  | 62 |
| 1973 | Mike Bragg            | 64  | 2581 | 40.3 | -    | -  | -  | 61 |
| 1974 | Mike Bragg            | 74  | 2823 | 38.1 | -    | -  | -  | 57 |
| 1975 | Mike Bragg            | 72  | 2924 | 40.6 | -    | -  | -  | 63 |
| 1976 | Mike Bragg            | 90  | 3503 | 38.9 | 32.9 | 11 | 15 | 56 |
| 1977 | Mike Bragg            | 91  | 3502 | 38.5 | 35.1 | 4  | 29 | 56 |
| 1978 | Mike Bragg *          | 103 | 4056 | 39.4 | 33.9 | 10 | 23 | 56 |
| 1979 | Mike Bragg            | 78  | 2998 | 38.4 | 34.1 | 10 | 12 | 74 |
| 1980 | Mike Connell          | 85  | 3331 | 39.2 | 33.4 | 7  | 11 | 57 |
| 1981 | Mike Connell          | 73  | 2923 | 40.0 | 33.4 | 5  | 13 | 57 |
| 1982 | Jeff Hayes [R]        | 51  | 1937 | 38.0 | 33.3 | 5  | 10 | 58 |
| 1983 | Jeff Hayes            | 72  | 2796 | 38.8 | 32.6 | 2  | 29 | 56 |
| 1984 | Jeff Hayes            | 72  | 2834 | 39.4 | 34.9 | 5  | 11 | 59 |
| 1985 | Steve Cox             | 52  | 2175 | 41.8 | 32.4 | 13 | 14 | 57 |
| 1986 | Steve Cox             | 75  | 3271 | 43.6 | 36.4 | 16 | 21 | 58 |
| 1987 | Steve Cox             | 63  | 2571 | 40.8 | 35.0 | 7  | 14 | 77 |
| 1988 | Greg Coleman          | 39  | 1505 | 38.6 | 29.2 | 3  | 8  | 53 |
| 1989 | Ralf Mojsiejenko      | 62  | 2663 | 43.0 | 33.3 | 9  | 21 | 74 |
| 1990 | Ralf Mojsiejenko      | 43  | 1687 | 39.2 | 34.2 | 0  | 17 | 53 |
| 1991 | Kelly Goodburn        | 52  | 2070 | 39.8 | 33.1 | 3  | 16 | 61 |
| 1992 | Kelly Goodburn        | 64  | 2555 | 39.9 | 32.7 | 5  | 17 | 66 |
| 1993 | Reggie Roby           | 78  | 3447 | 44.2 | 37.2 | 10 | 25 | 60 |
| 1994 | Reggie Roby           | 82  | 3639 | 44.4 | 36.1 | 12 | 21 | 65 |
| 1995 | Matt Turk [R]         | 74  | 3140 | 42.4 | 34.7 | 9  | 29 | 60 |
| 1996 | Matt Turk             | 75  | 3386 | 45.1 | 39.2 | 11 | 24 | 63 |
| 1997 | Matt Turk             | 84  | 3788 | 45.1 | 39.2 | 11 | 32 | 62 |
| 1998 | Matt Turk             | 93  | 4103 | 44.1 | 39.0 | 9  | 33 | 69 |
| 1999 | Matt Turk             | 62  | 2564 | 41.4 | 35.6 | 10 | 16 | 57 |
| 2000 | Tommy Barnhardt       | 79  | 3160 | 40.0 | 34.4 | 5  | 23 | 53 |
| 2001 | Bryan Barker          | 90  | 3747 | 41.6 | 34.8 | 9  | 27 | 59 |
| 2002 | Bryan Barker          | 48  | 1924 | 40.1 | 30.0 | 5  | 13 | 63 |
| 2003 | Bryan Barker          | 84  | 3377 | 40.2 | 34.3 | 5  | 24 | 69 |
| 2004 | Tom Tupa *            | 103 | 4544 | 44.1 | 35.2 | 8  | 30 | 61 |
| 2005 | Derrick Frost         | 76  | 3074 | 40.4 | 36.7 | 6  | 23 | 55 |
| 2006 | Derrick Frost         | 81  | 3471 | 42.9 | 36.7 | 7  | 27 | 60 |
| 2007 | Derrick Frost         | 75  | 3072 | 41.0 | 36.4 | 7  | 23 | 64 |
| 2008 | Ryan Plackemeier      | 55  | 2291 | 41.7 | 33.9 | 10 | 15 | 62 |
| 2009 | Hunter Smith          | 57  | 2356 | 41.3 | 36.8 | 5  | 23 | 59 |
| 2010 | Hunter Smith          | 57  | 2310 | 40.5 | 33.7 | 1  | 17 | 56 |
| 2011 | Sav Rocca             | 66  | 2842 | 43.1 | 39.0 | 1  | 28 | 63 |
| 2012 | Sav Rocca             | 68  | 2984 | 43.9 | 37.2 | 3  | 22 | 61 |
| 2013 | Sav Rocca             | 84  | 3526 | 42.0 | 33.8 | 0  | 26 | 63 |
| 2014 | Tress Way             | 77  | 3659 | 47.5 | 40.0 | 7  | 22 | 77 |
| 2015 | Tress Way             | 70  | 3224 | 46.1 | 39.9 | 4  | 21 | 64 |
| 2016 | Tress Way             | 49  | 2209 | 45.1 | 38.8 | 7  | 15 | 61 |
| 2017 | Tress Way             | 83  | 3794 | 45.7 | 39.0 | 6  | 33 | 64 |

# YEARLY LEADERS

|      |           |         |           |         |         |         |          |    |
|------|-----------|---------|-----------|---------|---------|---------|----------|----|
| 2018 | Tress Way | .....79 | ...3581.. | 45.3 .. | 41.5 .. | 0 ..... | 41.....  | 63 |
| 2019 | Tress Way | .....79 | ...3919.. | 49.6 .. | 44.1 .. | 4 ..... | 30 ..... | 79 |

## PUNTING AVERAGE

| YEAR | PLAYER.....                | AVG..... | NO ..... | YDS ..... | NET  |
|------|----------------------------|----------|----------|-----------|------|
| 1939 | Sammy Baugh.....           | 38.4     | 26       | 998       | -    |
| 1940 | Sammy Baugh * #.....       | 51.4     | 35       | 1799      | -    |
| 1941 | Sammy Baugh *.....         | 48.7     | 30       | 1462      | -    |
| 1942 | Sammy Baugh *.....         | 48.2     | 37       | 1785      | -    |
| 1943 | Sammy Baugh *.....         | 45.9     | 50       | 2295      | -    |
| 1944 | Sammy Baugh.....           | 40.6     | 44       | 1787      | -    |
| 1945 | Sammy Baugh *.....         | 43.3     | 33       | 1429      | -    |
| 1946 | Sammy Baugh.....           | 45.1     | 33       | 1488      | -    |
| 1947 | Sammy Baugh *.....         | 43.7     | 35       | 1528      | -    |
| 1948 | Dick Poillon.....          | 42.2     | 51       | 2150      | -    |
| 1949 | Dick Poillon.....          | 40.3     | 67       | 2697      | -    |
| 1950 | Choo-Choo Justice (R)..... | 41.3     | 22       | 908       | -    |
| 1951 | Billy Cox (R).....         | 40.1     | 28       | 1122      | -    |
| 1952 | Eddie LeBaron (R).....     | 42.2     | 51       | 2150      | -    |
| 1953 | Eddie LeBaron.....         | 39.3     | 51       | 2004      | -    |
| 1954 | Choo-Choo Justice.....     | 40.3     | 61       | 2461      | -    |
| 1955 | Eddie LeBaron.....         | 41.6     | 62       | 2581      | -    |
| 1956 | Sam Baker.....             | 42.5     | 59       | 2510      | -    |
| 1957 | Sam Baker.....             | 42.8     | 50       | 2139      | -    |
| 1958 | Sam Baker *.....           | 45.4     | 48       | 2181      | -    |
| 1959 | Sam Baker.....             | 45.5     | 49       | 2229      | -    |
| 1960 | Eagle Day.....             | 42       | 59       | 2476      | -    |
| 1961 | Sam Horner.....            | 38.2     | 63       | 2409      | -    |
| 1962 | Doug Elmore (R).....       | 34.4     | 54       | 1860      | -    |
| 1963 | Pat Richter (R).....       | 41.7     | 53       | 2210      | -    |
| 1964 | Pat Richter.....           | 41.2     | 91       | 3749      | -    |
| 1965 | Pat Richter.....           | 43.8     | 54       | 2364      | -    |
| 1966 | Pat Richter.....           | 42.4     | 68       | 2884      | -    |
| 1967 | Pat Richter.....           | 41.3     | 72       | 2976      | -    |
| 1968 | Mike Bragg (R).....        | 43.3     | 76       | 3288      | -    |
| 1969 | Mike Bragg.....            | 42.2     | 70       | 2957      | -    |
| 1970 | Mike Bragg.....            | 40.9     | 61       | 2493      | -    |
| 1971 | Mike Bragg.....            | 40.5     | 58       | 2348      | -    |
| 1972 | Mike Bragg.....            | 38.5     | 59       | 2273      | -    |
| 1973 | Mike Bragg.....            | 40.3     | 64       | 2581      | -    |
| 1974 | Mike Bragg.....            | 38.1     | 74       | 2823      | -    |
| 1975 | Mike Bragg.....            | 40.6     | 72       | 2924      | -    |
| 1976 | Mike Bragg.....            | 38.9     | 90       | 3503      | 32.9 |
| 1977 | Mike Bragg.....            | 38.5     | 91       | 3502      | 35.1 |
| 1978 | Mike Bragg.....            | 39.4     | 103      | 4056      | 33.9 |
| 1979 | Mike Bragg.....            | 38.4     | 78       | 2998      | 34.1 |
| 1980 | Mike Connell.....          | 39.2     | 85       | 3331      | 33.4 |
| 1981 | Mike Connell.....          | 40       | 73       | 2923      | 33.4 |
| 1982 | Jeff Hayes (R).....        | 38       | 51       | 1937      | 33.3 |
| 1983 | Jeff Hayes.....            | 38.8     | 72       | 2796      | 32.6 |
| 1984 | Jeff Hayes.....            | 39.4     | 72       | 2834      | 34.9 |
| 1985 | Steve Cox.....             | 41.8     | 52       | 2175      | 32.4 |
| 1986 | Steve Cox.....             | 43.6     | 75       | 3271      | 36.4 |
| 1987 | Steve Cox.....             | 40.8     | 63       | 2571      | 35.0 |
| 1988 | Tommy Barnhardt.....       | 41.9     | 15       | 628       | 34.3 |
| 1989 | Ralf Mojsiejenko.....      | 43       | 62       | 2663      | 33.3 |
| 1990 | Ralf Mojsiejenko.....      | 39.2     | 43       | 1687      | 34.2 |
| 1991 | Kelly Goodburn.....        | 39.8     | 52       | 2070      | 33.1 |
| 1992 | Kelly Goodburn.....        | 39.9     | 64       | 2555      | 32.7 |
| 1993 | Reggie Roby.....           | 44.2     | 78       | 3447      | 37.2 |
| 1994 | Reggie Roby.....           | 44.4     | 82       | 3639      | 36.1 |
| 1995 | Matt Turk (R).....         | 42.4     | 74       | 3140      | 37.7 |
| 1996 | Matt Turk *.....           | 45.1     | 75       | 3386      | 39.2 |
| 1997 | Matt Turk.....             | 45.1     | 84       | 3788      | 39.2 |
| 1998 | Matt Turk.....             | 44.1     | 93       | 4103      | 39.0 |
| 1999 | Matt Turk.....             | 41.4     | 62       | 2564      | 35.6 |
| 2000 | Tommy Barnhardt.....       | 40       | 79       | 3160      | 34.4 |
| 2001 | Bryan Barker.....          | 41.6     | 90       | 3747      | 34.8 |
| 2002 | Bryan Barker.....          | 40.1     | 48       | 1924      | 30.0 |
| 2003 | Bryan Barker.....          | 40.2     | 84       | 3377      | 34.3 |

|      |                       |      |     |      |      |
|------|-----------------------|------|-----|------|------|
| 2004 | Tom Tupa *.....       | 44.1 | 103 | 4544 | 35.2 |
| 2005 | Derrick Frost.....    | 40.4 | 76  | 3074 | 36.7 |
| 2006 | Derrick Frost.....    | 42.9 | 81  | 3471 | 36.7 |
| 2007 | Derrick Frost.....    | 41   | 75  | 3072 | 36.4 |
| 2008 | Ryan Plackemeier..... | 41.7 | 55  | 2291 | 33.9 |
| 2009 | Hunter Smith.....     | 41.3 | 57  | 2356 | 36.8 |
| 2010 | Josh Bidwell.....     | 41.7 | 15  | 625  | 37.7 |
| 2011 | Sav Rocca.....        | 43.1 | 66  | 2842 | 39.0 |
| 2012 | Sav Rocca.....        | 43.9 | 68  | 2984 | 37.2 |
| 2013 | Sav Rocca.....        | 42   | 84  | 3526 | 33.8 |
| 2014 | Tress Way *.....      | 47.5 | 77  | 3659 | 40.0 |
| 2015 | Tress Way.....        | 46.1 | 70  | 3224 | 39.8 |
| 2016 | Tress Way.....        | 45.1 | 49  | 2209 | 38.9 |
| 2017 | Tress Way.....        | 45.7 | 83  | 3794 | 39.0 |
| 2018 | Tress Way.....        | 45.3 | 79  | 3581 | 41.5 |
| 2019 | Tress Way.....        | 49.6 | 79  | 3919 | 44.1 |

## PUNT RETURNS

| YEAR | PLAYER.....              | NO ..... | YDS ..... | AVG..... | LG ..... | TD |
|------|--------------------------|----------|-----------|----------|----------|----|
| 1941 | Andy Farkas.....         | 14       | 152       | 10.9     | 59       | 1  |
|      | Dick Todd.....           | 14       | 238       | 17.0     | 73       | 1  |
| 1942 | Andy Farkas.....         | 16       | 219       | 13.7     | 51       | 0  |
| 1943 | Andy Farkas *.....       | 15       | 168       | 11.2     | 33       | 0  |
| 1944 | Frank Seno.....          | 10       | 129       | 12.9     | 60       | 0  |
| 1945 | Steve Bagarus (R) *..... | 21       | 251       | 12.0     | 28       | 0  |
| 1946 | Steve Bagarus.....       | 18       | 192       | 10.7     | 33       | 0  |
| 1947 | Eddie Saenz.....         | 24       | 308       | 12.8     | 30       | 0  |
| 1948 | Dan Sandifer (R).....    | 20       | 236       | 11.8     | 35       | 0  |
| 1949 | Dan Sandifer.....        | 18       | 199       | 11.1     | 41       | 0  |
| 1950 | Eddie Saenz.....         | 14       | 125       | 8.9      | 24       | 0  |
| 1951 | Bill Dudley.....         | 22       | 172       | 7.8      | 27       | 0  |
| 1952 | Johnny Williams (R)..... | 24       | 366       | 15.3     | 74       | 2  |
| 1953 | Johnny Williams.....     | 18       | 172       | 9.6      | 62       | 0  |
| 1954 | Joe Scudero (R).....     | 14       | 53        | 3.8      | 25       | 0  |
| 1955 | Joe Scudero.....         | 25       | 241       | 9.6      | 49       | 1  |
| 1956 | Joe Scudero.....         | 10       | 50        | 5.0      | 12       | 0  |
| 1957 | Bert Zagers.....         | 14       | 217       | 15.5     | 76       | 2  |
| 1958 | Joe Scudero.....         | 8        | 27        | 3.4      | 8        | 0  |
| 1959 | Dick James.....          | 21       | 95        | 4.5      | 26       | 0  |
| 1960 | Dick James.....          | 7        | 46        | 6.6      | 20       | 0  |
| 1961 | Dick James.....          | 12       | 90        | 7.5      | 18       | 0  |
| 1962 | Dick James.....          | 19       | 145       | 7.6      | 33       | 0  |
| 1963 | Dick James.....          | 16       | 214       | 13.4     | 39       | 0  |
| 1964 | Pervis Atkins.....       | 13       | 138       | 10.6     | 68       | 0  |
| 1965 | Rickie Harris (R).....   | 31       | 377       | 12.2     | 57       | 1  |
| 1966 | Rickie Harris.....       | 18       | 108       | 6.0      | 52       | 1  |
| 1967 | Rickie Harris.....       | 23       | 208       | 9.0      | 51       | 0  |
| 1968 | Rickie Harris.....       | 19       | 144       | 7.6      | 20       | 0  |
| 1969 | Rickie Harris.....       | 14       | 158       | 11.3     | 86       | 1  |
| 1970 | Rickie Harris.....       | 14       | 10        | 0.7      | 8        | 0  |
| 1971 | Ted Vactor.....          | 23       | 194       | 8.4      | 30       | 0  |
| 1972 | Ted Vactor.....          | 17       | 88        | 5.2      | 28       | 0  |
| 1973 | Speedy Duncan.....       | 28       | 228       | 8.1      | 18       | 0  |
| 1974 | Joe Theismann (R).....   | 15       | 157       | 10.5     | 44       | 0  |
| 1975 | Larry Jones *.....       | 53       | 407       | 7.7      | 52       | 1  |
| 1976 | Eddie Brown.....         | 48       | 646       | 13.5     | 71       | 1  |
| 1977 | Eddie Brown *.....       | 57       | 452       | 7.9      | 43       | 0  |
| 1978 | Tony Green (R).....      | 42       | 443       | 10.5     | 80       | 1  |
| 1979 | Buddy Hardeman (R).....  | 24       | 207       | 8.6      | 52       | 0  |
| 1980 | Mike Nelms (R).....      | 48       | 487       | 10.1     | 64       | 0  |
| 1981 | Mike Nelms.....          | 45       | 492       | 10.9     | 75       | 2  |
| 1982 | Mike Nelms.....          | 32       | 252       | 7.9      | 28       | 0  |
| 1983 | Mike Nelms.....          | 38       | 289       | 7.6      | 35       | 0  |
| 1984 | Mike Nelms.....          | 49       | 428       | 8.7      | 46       | 0  |
| 1985 | Ken Jenkins.....         | 26       | 272       | 10.5     | 28       | 0  |
| 1986 | Ken Jenkins.....         | 28       | 270       | 9.6      | 39       | 0  |
| 1987 | Eric Yarber.....         | 37       | 273       | 7.4      | 33       | 0  |
| 1988 | Derrick Shepard.....     | 12       | 104       | 8.7      | 23       | 0  |
| 1989 | Joe Johnson (R).....     | 21       | 200       | 9.5      | 38       | 0  |
| 1990 | Walter Stanley.....      | 24       | 176       | 7.3      | 32       | 0  |

# YEARLY LEADERS

|      |                     |    |     |      |     |   |
|------|---------------------|----|-----|------|-----|---|
| 1991 | Brian Mitchell      | 45 | 600 | 13.3 | 69t | 2 |
| 1992 | Brian Mitchell      | 29 | 271 | 9.3  | 84t | 1 |
| 1993 | Brian Mitchell      | 29 | 193 | 6.7  | 48  | 0 |
| 1994 | Brian Mitchell      | 32 | 452 | 14.1 | 78t | 2 |
| 1995 | Brian Mitchell      | 25 | 315 | 12.6 | 59t | 1 |
| 1996 | Brian Mitchell      | 23 | 258 | 11.2 | 71  | 0 |
| 1997 | Brian Mitchell      | 38 | 442 | 11.6 | 63t | 1 |
| 1998 | Brian Mitchell      | 44 | 506 | 11.5 | 47  | 0 |
| 1999 | Brian Mitchell      | 40 | 332 | 8.3  | 33  | 0 |
| 2000 | Deion Sanders       | 25 | 185 | 7.4  | 57  | 0 |
| 2001 | Eric Metcalf        | 33 | 412 | 12.5 | 89t | 1 |
| 2002 | Champ Bailey        | 24 | 238 | 9.9  | 39  | 0 |
| 2003 | Chad Morton         | 19 | 188 | 9.9  | 28  | 0 |
| 2004 | James Thrash        | 19 | 162 | 8.5  | 43  | 0 |
| 2005 | Antonio Brown       | 13 | 63  | 4.8  | 16  | 0 |
| 2006 | Antwaan Randle El   | 39 | 342 | 8.8  | 87t | 1 |
| 2007 | Antwaan Randle El   | 34 | 209 | 6.1  | 27  | 0 |
| 2008 | Antwaan Randle El   | 39 | 254 | 6.5  | 36  | 0 |
| 2009 | Antwaan Randle El   | 17 | 102 | 6.0  | 43  | 0 |
| 2010 | Brandon Banks (R)   | 38 | 431 | 11.3 | 53  | 0 |
| 2011 | Brandon Banks       | 36 | 328 | 9.1  | 55  | 0 |
| 2012 | Brandon Banks       | 26 | 178 | 6.8  | 27  | 0 |
| 2013 | Santana Moss        | 18 | 130 | 7.2  | 18  | 0 |
| 2014 | Andre Roberts       | 28 | 208 | 7.4  | 37  | 0 |
| 2015 | Jamison Crowder (R) | 30 | 158 | 5.3  | 16  | 0 |
| 2016 | Jamison Crowder     | 27 | 328 | 12.1 | 85t | 1 |
| 2017 | Jamison Crowder     | 27 | 171 | 6.3  | 29  | 0 |
| 2018 | Greg Stroman (R)    | 8  | 27  | 3.4  | 10  | 0 |
| 2019 | Trey Quinn          | 16 | 78  | 4.9  | 15  | 0 |

## PUNT RETURN YARDS

| YEAR | PLAYER              | YDS | NO | AVG  | LG  | TD |
|------|---------------------|-----|----|------|-----|----|
| 1941 | Dick Todd           | 238 | 14 | 17   | 73  | 1  |
| 1942 | Andy Farkas         | 219 | 16 | 13.7 | 51  | 0  |
| 1943 | Bob Seymour         | 173 | 13 | 13.3 | 22  | 0  |
| 1944 | Frank Seno          | 129 | 10 | 12.9 | 60  | 0  |
| 1945 | Steve Bagarus (R) * | 251 | 21 | 12   | 28  | 0  |
| 1946 | Steve Bagarus       | 192 | 18 | 10.7 | 33  | 0  |
| 1947 | Eddie Saenz         | 308 | 24 | 12.8 | 30  | 0  |
| 1948 | Dan Sandifer (R)    | 236 | 20 | 11.8 | 35  | 0  |
| 1949 | Dan Sandifer        | 199 | 18 | 11.1 | 41  | 0  |
| 1950 | Bill Dudley         | 185 | 12 | 15.4 | 96t | 1  |
| 1951 | Bill Dudley         | 172 | 22 | 7.8  | 27  | 0  |
| 1952 | Johnny Williams (R) | 366 | 24 | 15.3 | 74t | 2  |
| 1953 | Johnny Williams     | 172 | 18 | 9.6  | 62  | 0  |
| 1954 | Joe Scudero (R)     | 53  | 14 | 3.8  | 25  | 0  |
| 1955 | Joe Scudero         | 241 | 25 | 9.6  | 49t | 1  |
| 1956 | Tom Runnels (R)     | 91  | 8  | 11.4 | 59  | 0  |
| 1957 | Bert Zagers *       | 217 | 14 | 15.5 | 76t | 2  |
| 1958 | Bert Zagers         | 41  | 7  | 5.9  | 23  | 0  |
| 1959 | Dick James          | 95  | 21 | 4.5  | 26  | 0  |
| 1960 | Dick James          | 46  | 7  | 6.6  | 20  | 0  |
| 1961 | Dick James          | 90  | 12 | 7.5  | 18  | 0  |
| 1962 | Dick James          | 145 | 19 | 7.6  | 33  | 0  |
| 1963 | Dick James          | 214 | 16 | 13.4 | 39  | 0  |
| 1964 | Pervis Atkins       | 138 | 13 | 10.6 | 68  | 0  |
| 1965 | Rickie Harris (R)   | 377 | 31 | 12.2 | 57t | 1  |
| 1966 | Rickie Harris       | 108 | 18 | 6    | 52t | 1  |
| 1967 | Rickie Harris       | 208 | 23 | 9    | 51  | 0  |
| 1968 | Rickie Harris       | 144 | 19 | 7.6  | 20  | 0  |
| 1969 | Rickie Harris       | 158 | 14 | 11.3 | 86t | 1  |
| 1970 | Walter Roberts      | 28  | 10 | 2.8  | 9   | 0  |
| 1971 | Speedy Duncan       | 233 | 22 | 10.6 | 33  | 0  |
| 1972 | Ted Vactor          | 88  | 17 | 5.2  | 28  | 0  |
| 1973 | Speedy Duncan       | 228 | 28 | 8.1  | 18  | 0  |
| 1974 | Joe Theismann (R)   | 157 | 15 | 10.5 | 44  | 0  |
| 1975 | Larry Jones         | 407 | 53 | 7.7  | 52t | 1  |
| 1976 | Eddie Brown *       | 646 | 48 | 13.5 | 71t | 1  |
| 1977 | Eddie Brown         | 452 | 57 | 7.9  | 43  | 0  |
| 1978 | Tony Green (R)      | 443 | 42 | 10.5 | 80t | 1  |

|      |                     |     |    |      |     |   |
|------|---------------------|-----|----|------|-----|---|
| 1979 | Buddy Hardeman (R)  | 207 | 24 | 8.6  | 52  | 0 |
| 1980 | Mike Nelms (R)      | 487 | 48 | 10.1 | 64  | 0 |
| 1981 | Mike Nelms          | 492 | 45 | 10.9 | 75t | 2 |
| 1982 | Mike Nelms          | 252 | 32 | 7.9  | 28  | 0 |
| 1983 | Mike Nelms          | 289 | 38 | 7.6  | 35  | 0 |
| 1984 | Mike Nelms          | 428 | 49 | 8.7  | 46  | 0 |
| 1985 | Ken Jenkins         | 272 | 26 | 10.5 | 28  | 0 |
| 1986 | Ken Jenkins         | 270 | 28 | 9.6  | 39  | 0 |
| 1987 | Eric Yarber         | 273 | 37 | 7.4  | 33  | 0 |
| 1988 | Derrick Shepard     | 104 | 12 | 8.7  | 23  | 0 |
| 1989 | Joe Johnson (R)     | 200 | 21 | 9.5  | 38  | 0 |
| 1990 | Walter Stanley      | 176 | 24 | 7.3  | 32  | 0 |
| 1991 | Brian Mitchell *    | 600 | 45 | 13.3 | 69t | 2 |
| 1992 | Brian Mitchell      | 271 | 29 | 9.3  | 84t | 1 |
| 1993 | Brian Mitchell      | 193 | 29 | 6.7  | 48  | 0 |
| 1994 | Brian Mitchell °    | 452 | 32 | 14.1 | 78t | 2 |
| 1995 | Brian Mitchell      | 315 | 25 | 12.6 | 59t | 1 |
| 1996 | Brian Mitchell      | 258 | 23 | 11.2 | 71  | 0 |
| 1997 | Brian Mitchell      | 442 | 38 | 11.6 | 63t | 1 |
| 1998 | Brian Mitchell      | 506 | 44 | 11.5 | 47  | 0 |
| 1999 | Brian Mitchell      | 332 | 40 | 8.3  | 33  | 0 |
| 2000 | Deion Sanders       | 185 | 25 | 7.4  | 57  | 0 |
| 2001 | Eric Metcalf        | 412 | 33 | 12.5 | 89t | 1 |
| 2002 | Champ Bailey        | 238 | 24 | 9.9  | 39  | 0 |
| 2003 | Chad Morton         | 188 | 19 | 9.9  | 28  | 0 |
| 2004 | James Thrash        | 162 | 19 | 8.5  | 43  | 0 |
| 2005 | James Thrash        | 77  | 10 | 7.7  | 18  | 0 |
| 2006 | Antwaan Randle El   | 342 | 39 | 8.8  | 87t | 1 |
| 2007 | Antwaan Randle El   | 209 | 34 | 6.1  | 27  | 0 |
| 2008 | Antwaan Randle El   | 254 | 39 | 6.5  | 36  | 0 |
| 2009 | Antwaan Randle El   | 102 | 17 | 6    | 43  | 0 |
| 2010 | Brandon Banks (R)   | 431 | 38 | 11.3 | 53  | 0 |
| 2011 | Brandon Banks       | 328 | 36 | 9.1  | 55  | 0 |
| 2012 | Brandon Banks       | 178 | 26 | 6.8  | 27  | 0 |
| 2013 | Santana Moss        | 130 | 18 | 7.2  | 18  | 0 |
| 2014 | Andre Roberts       | 208 | 28 | 7.4  | 37  | 0 |
| 2015 | Jamison Crowder (R) | 158 | 30 | 5.3  | 16  | 0 |
| 2016 | Jamison Crowder     | 328 | 27 | 12.1 | 85t | 1 |
| 2017 | Jamison Crowder     | 171 | 27 | 6.3  | 29  | 0 |
| 2018 | Trey Quinn (R)      | 52  | 4  | 13.0 | 30  | 0 |
| 2019 | Trey Quinn          | 78  | 16 | 4.9  | 15  | 0 |

## KICK RETURNS

| YEAR | PLAYER              | NO | YDS | AVG  | LG  | TD |
|------|---------------------|----|-----|------|-----|----|
| 1941 | Andy Farkas         | 6  | 105 | 17.5 | ?   | 0  |
| 1942 | Andy Farkas         | 4  | 206 | 51.5 | 95t | 1  |
| 1943 | Andy Farkas         | 9  | 279 | 31.0 | 84  | 0  |
| 1944 | Andy Farkas         | 11 | 229 | 20.8 | 35  | 0  |
| 1945 | Steve Bagarus (R)   | 12 | 325 | 27.1 | 55  | 0  |
| 1946 | Steve Bagarus       | 13 | 332 | 25.5 | 51  | 0  |
| 1947 | Eddie Saenz *       | 29 | 797 | 27.5 | 94t | 2  |
| 1948 | Dan Sandifer (R) *  | 26 | 594 | 22.8 | 96t | 1  |
| 1949 | Eddie Saenz *       | 24 | 465 | 19.4 | 34  | 0  |
|      | Dan Sandifer *      | 24 | 518 | 21.6 | 70  | 0  |
| 1950 | Eddie Saenz         | 12 | 347 | 28.9 | 71  | 0  |
| 1951 | Harry Dowda         | 13 | 341 | 26.2 | 39  | 0  |
| 1952 | Johnny Williams (R) | 20 | 486 | 24.3 | 48  | 0  |
| 1953 | Sam Baker (R)       | 9  | 186 | 20.7 | 40  | 0  |
|      | Johnny Williams     | 9  | 224 | 24.9 | 33  | 0  |
| 1954 | Dale Atkeson (R)    | 24 | 623 | 26.0 | 99t | 1  |
| 1955 | Joe Scudero         | 25 | 699 | 28.0 | 94t | 1  |
| 1956 | Tom Runnels (R)     | 17 | 375 | 22.1 | 37  | 0  |
| 1957 | Bert Zagers         | 15 | 348 | 23.2 | 35  | 0  |
| 1958 | Sid Watson          | 19 | 443 | 23.3 | 47  | 0  |
| 1959 | Dick James          | 23 | 503 | 21.9 | 38  | 0  |
| 1960 | Sam Horner (R)      | 24 | 511 | 21.3 | 35  | 0  |
| 1961 | Dick James          | 21 | 617 | 29.4 | 48  | 0  |
| 1962 | Dick James          | 32 | 889 | 27.8 | 72  | 0  |
| 1963 | Dick James          | 30 | 830 | 27.7 | 48  | 0  |
| 1964 | Ozzie Clay (R)      | 19 | 482 | 25.4 | 84  | 0  |

# YEARLY LEADERS

|      |                     |    |      |      |     |   |
|------|---------------------|----|------|------|-----|---|
| 1965 | Billy Hunter (R)    | 18 | 432  | 24.0 | 50  | 0 |
| 1966 | Fred Mazurek        | 21 | 505  | 24.0 | 58  | 0 |
| 1967 | Rickie Harris       | 25 | 580  | 23.2 | 47  | 0 |
| 1968 | Rickie Harris       | 23 | 579  | 25.2 | 49  | 0 |
| 1969 | Rickie Harris       | 19 | 458  | 24.1 | 54  | 0 |
| 1970 | Ted Vactor          | 28 | 700  | 25.0 | 51  | 0 |
| 1971 | Speedy Duncan       | 27 | 724  | 26.8 | 48  | 0 |
| 1972 | Speedy Duncan       | 15 | 364  | 24.3 | 41  | 0 |
| 1973 | Herb Mul-Key        | 36 | 1011 | 28.1 | 97  | 1 |
| 1974 | Larry Jones (R)     | 23 | 672  | 29.2 | 102 | 1 |
| 1975 | Larry Jones *       | 47 | 1086 | 23.1 | 44  | 0 |
| 1976 | Eddie Brown *       | 30 | 738  | 24.6 | 67  | 0 |
| 1977 | Eddie Brown         | 34 | 852  | 25.1 | 46  | 0 |
| 1978 | Tony Green (R)      | 34 | 870  | 25.6 | 99  | 1 |
| 1979 | Buddy Hardeman (R)  | 19 | 404  | 21.3 | 33  | 0 |
| 1980 | Mike Nelms (R)      | 38 | 810  | 21.3 | 51  | 0 |
| 1981 | Mike Nelms          | 37 | 1099 | 29.7 | 84  | 0 |
| 1982 | Mike Nelms          | 23 | 557  | 24.2 | 58  | 0 |
| 1983 | Mike Nelms          | 35 | 802  | 22.9 | 41  | 0 |
| 1984 | Mike Nelms *        | 42 | 860  | 20.5 | 36  | 0 |
| 1985 | Ken Jenkins         | 41 | 1018 | 24.8 | 95  | 0 |
| 1986 | Ken Jenkins         | 27 | 554  | 20.5 | 37  | 0 |
| 1987 | Keith Griffin       | 25 | 478  | 19.1 | 54  | 0 |
| 1988 | Jamie Morris (R)    | 21 | 413  | 19.7 | 35  | 0 |
| 1989 | A.J. Johnson (R)    | 24 | 504  | 21.0 | 38  | 0 |
| 1990 | Joe Johnson         | 22 | 427  | 19.4 | 35  | 0 |
| 1991 | Brian Mitchell      | 29 | 583  | 20.1 | 35  | 0 |
| 1992 | Brian Mitchell      | 23 | 492  | 21.4 | 47  | 0 |
| 1993 | Brian Mitchell      | 33 | 678  | 20.5 | 68  | 0 |
| 1994 | Brian Mitchell      | 58 | 1478 | 25.5 | 86  | 0 |
| 1995 | Brian Mitchell      | 55 | 1408 | 25.6 | 59  | 0 |
| 1996 | Brian Mitchell      | 56 | 1258 | 22.5 | 50  | 0 |
| 1997 | Brian Mitchell      | 47 | 1094 | 23.3 | 97  | 1 |
| 1998 | Brian Mitchell      | 59 | 1337 | 22.7 | 101 | 1 |
| 1999 | Brian Mitchell      | 43 | 893  | 20.8 | 45  | 0 |
| 2000 | James Thrash        | 45 | 1000 | 22.2 | 49  | 0 |
| 2001 | Michael Bates       | 49 | 1150 | 23.5 | 41  | 0 |
| 2002 | Ladell Betts (R)    | 28 | 690  | 24.6 | 60  | 0 |
| 2003 | Chad Morton         | 44 | 1029 | 23.4 | 94  | 1 |
| 2004 | Ladell Betts        | 23 | 528  | 23.0 | 70  | 0 |
| 2005 | Ladell Betts        | 24 | 621  | 25.9 | 94  | 1 |
| 2006 | Rock Cartwright *   | 64 | 1541 | 24.1 | 100 | 1 |
| 2007 | Rock Cartwright     | 52 | 1339 | 25.8 | 80  | 0 |
| 2008 | Rock Cartwright     | 51 | 1307 | 25.6 | 87  | 0 |
| 2009 | Rock Cartwright     | 39 | 868  | 22.3 | 42  | 0 |
| 2010 | Brandon Banks (R)   | 46 | 1155 | 25.1 | 96  | 1 |
| 2011 | Brandon Banks *     | 51 | 1174 | 23.0 | 47  | 0 |
| 2012 | Brandon Banks       | 22 | 527  | 24.0 | 55  | 0 |
| 2013 | Niles Paul          | 20 | 411  | 20.6 | 39  | 0 |
| 2014 | Andre Roberts       | 30 | 710  | 23.7 | 45  | 0 |
| 2015 | Rashad Ross         | 28 | 684  | 24.4 | 101 | 1 |
| 2016 | Chris Thompson      | 17 | 360  | 21.2 | 28  | 0 |
| 2017 | Bashaud Breeland    | 10 | 208  | 20.8 | 35  | 0 |
| 2018 | Danny Johnson (R)   | 12 | 283  | 23.6 | 44  | 0 |
| 2019 | Steven Sims Jr. (R) | 32 | 819  | 25.6 | 91  | 1 |

## KICK RETURN YARDS

| YEAR | PLAYER              | YDS | NO | AVG  | LG | TD |
|------|---------------------|-----|----|------|----|----|
| 1941 | Frankie Filchock    | 126 | 5  | 25.2 | -  | 0  |
| 1942 | Andy Farkas         | 206 | 4  | 51.5 | 95 | 1  |
| 1943 | Andy Farkas         | 279 | 9  | 31.0 | 84 | 0  |
| 1944 | Andy Farkas         | 229 | 11 | 20.8 | 35 | 0  |
| 1945 | Steve Bagarus (R)   | 325 | 12 | 27.1 | 55 | 0  |
| 1946 | Steve Bagarus       | 332 | 13 | 25.5 | 51 | 0  |
| 1947 | Eddie Saenz *       | 797 | 29 | 27.5 | 94 | 2  |
| 1948 | Dan Sandifer (R) *  | 594 | 26 | 22.8 | 96 | 1  |
| 1949 | Dan Sandifer        | 518 | 24 | 21.6 | 70 | 0  |
| 1950 | Eddie Saenz         | 347 | 12 | 28.9 | 71 | 0  |
| 1951 | Harry Dowda         | 341 | 13 | 26.2 | 39 | 0  |
| 1952 | Johnny Williams (R) | 486 | 20 | 24.3 | 48 | 0  |

|      |                     |      |    |      |     |   |
|------|---------------------|------|----|------|-----|---|
| 1953 | Johnny Williams     | 224  | 9  | 24.9 | 33  | 0 |
| 1954 | Dale Atkeson (R)    | 623  | 24 | 26.0 | 99  | 1 |
| 1955 | Joe Scudero         | 699  | 25 | 28.0 | 94  | 1 |
| 1956 | Tom Runnels (R)     | 375  | 17 | 22.1 | 37  | 0 |
| 1957 | Bert Zagers         | 348  | 15 | 23.2 | 35  | 0 |
| 1958 | Sid Watson          | 443  | 19 | 23.3 | 47  | 0 |
| 1959 | Dick James          | 503  | 23 | 21.9 | 38  | 0 |
| 1960 | Sam Horner (R)      | 511  | 24 | 21.3 | 35  | 0 |
| 1961 | Dick James          | 617  | 21 | 29.4 | 48  | 0 |
| 1962 | Dick James          | 889  | 32 | 27.8 | 72  | 0 |
| 1963 | Dick James          | 830  | 30 | 27.7 | 48  | 0 |
| 1964 | Ozzie Clay (R)      | 482  | 19 | 25.4 | 84  | 0 |
| 1965 | Billy Hunter (R)    | 432  | 18 | 24.0 | 50  | 0 |
| 1966 | Fred Mazurek        | 505  | 21 | 24.0 | 58  | 0 |
| 1967 | Rickie Harris       | 580  | 25 | 23.2 | 47  | 0 |
| 1968 | Rickie Harris       | 579  | 23 | 25.2 | 49  | 0 |
| 1969 | Rickie Harris       | 458  | 19 | 24.1 | 54  | 0 |
| 1970 | Ted Vactor          | 700  | 28 | 25.0 | 51  | 0 |
| 1971 | Speedy Duncan       | 724  | 27 | 26.8 | 48  | 0 |
| 1972 | Speedy Duncan       | 364  | 15 | 24.3 | 41  | 0 |
| 1973 | Herb Mul-Key *      | 1011 | 36 | 28.1 | 97  | 1 |
| 1974 | Larry Jones (R)     | 672  | 23 | 29.2 | 102 | 1 |
| 1975 | Larry Jones *       | 1086 | 47 | 23.1 | 44  | 0 |
| 1976 | Eddie Brown         | 738  | 30 | 24.6 | 67  | 0 |
| 1977 | Eddie Brown         | 852  | 34 | 25.1 | 46  | 0 |
| 1978 | Tony Green (R)      | 870  | 34 | 25.6 | 99  | 1 |
| 1979 | Buddy Hardeman (R)  | 404  | 19 | 21.3 | 33  | 0 |
| 1980 | Mike Nelms (R)      | 810  | 38 | 21.3 | 51  | 0 |
| 1981 | Mike Nelms          | 1099 | 37 | 29.7 | 84  | 0 |
| 1982 | Mike Nelms *        | 557  | 23 | 24.2 | 58  | 0 |
| 1983 | Mike Nelms          | 802  | 35 | 22.9 | 41  | 0 |
| 1984 | Mike Nelms          | 860  | 42 | 20.5 | 36  | 0 |
| 1985 | Ken Jenkins         | 1018 | 41 | 24.8 | 95  | 0 |
| 1986 | Ken Jenkins         | 554  | 27 | 20.5 | 37  | 0 |
| 1987 | Keith Griffin       | 478  | 25 | 19.1 | 54  | 0 |
| 1988 | Jamie Morris (R)    | 413  | 21 | 19.7 | 35  | 0 |
| 1989 | Joe Johnson (R)     | 522  | 21 | 24.9 | 99  | 1 |
| 1990 | Joe Johnson         | 427  | 22 | 19.4 | 35  | 0 |
| 1991 | Brian Mitchell      | 583  | 29 | 20.1 | 35  | 0 |
| 1992 | Brian Mitchell      | 492  | 23 | 21.4 | 47  | 0 |
| 1993 | Brian Mitchell      | 678  | 33 | 20.5 | 68  | 0 |
| 1994 | Brian Mitchell *    | 1478 | 58 | 25.6 | 86  | 0 |
| 1995 | Brian Mitchell      | 1408 | 55 | 25.6 | 59  | 0 |
| 1996 | Brian Mitchell      | 1258 | 56 | 22.5 | 50  | 0 |
| 1997 | Brian Mitchell      | 1094 | 47 | 23.3 | 97  | 1 |
| 1998 | Brian Mitchell      | 1337 | 59 | 22.7 | 101 | 1 |
| 1999 | Brian Mitchell      | 893  | 43 | 20.8 | 45  | 0 |
| 2000 | James Thrash        | 1000 | 45 | 22.2 | 49  | 0 |
| 2001 | Michael Bates       | 1150 | 49 | 23.5 | 41  | 0 |
| 2002 | Ladell Betts (R)    | 690  | 28 | 24.6 | 60  | 0 |
| 2003 | Chad Morton         | 1029 | 44 | 23.4 | 94  | 1 |
| 2004 | Ladell Betts        | 528  | 23 | 23.0 | 70  | 0 |
| 2005 | Ladell Betts        | 621  | 24 | 25.9 | 94  | 1 |
| 2006 | Rock Cartwright *   | 1541 | 64 | 24.1 | 100 | 1 |
| 2007 | Rock Cartwright     | 1339 | 52 | 25.8 | 80  | 0 |
| 2008 | Rock Cartwright     | 1307 | 51 | 25.6 | 87  | 0 |
| 2009 | Rock Cartwright     | 868  | 39 | 22.3 | 42  | 0 |
| 2010 | Brandon Banks (R)   | 1155 | 46 | 25.1 | 96  | 1 |
| 2011 | Brandon Banks *     | 1174 | 51 | 23.0 | 47  | 0 |
| 2012 | Brandon Banks       | 527  | 22 | 24.0 | 55  | 0 |
| 2013 | Niles Paul          | 411  | 20 | 20.6 | 39  | 0 |
| 2014 | Andre Roberts       | 710  | 30 | 23.7 | 45  | 0 |
| 2015 | Rashad Ross         | 684  | 28 | 24.4 | 101 | 1 |
| 2016 | Chris Thompson      | 360  | 17 | 21.2 | 28  | 0 |
| 2017 | Bashaud Breeland    | 208  | 10 | 20.8 | 35  | 0 |
| 2018 | Danny Johnson (R)   | 283  | 12 | 23.6 | 44  | 0 |
| 2019 | Steven Sims Jr. (R) | 819  | 32 | 25.6 | 91  | 1 |

\* NFL Leader \* NFC Leader \* Team Record # NFL Record  
(R) Rookie

# YEARLY RESULTS

## LEGEND

(M) Monday (T) Tuesday (W) Wednesday  
(H) Thursday (F) Friday (S) Saturday  
All other games played on Sunday

### 1932 [4-4-2]

#### Coach Lud Wray

|                                   |             |        |
|-----------------------------------|-------------|--------|
| 10/2.....vs. Brooklyn.....        | 0-14 L..... | 6,000  |
| 10/9.....vs. NY Giants.....       | 14-6 W..... | 8,000  |
| 10/16.....vs. Chi. Cardinals..... | 0-9 L.....  | 15,000 |
| 10/23.....at NY Giants.....       | 0-0 T.....  | 15,000 |
| 10/30.....vs. Chicago Bears.....  | 7-7 T.....  | 18,000 |
| 11/6.....vs. Staten Island.....   | 19-6 W..... |        |
| 11/13.....vs. Green Bay.....      | 0-21 L..... | 16,500 |
| 11/20.....at Portsmouth.....      | 0-10 L..... | 5,000  |
| 11/27.....at Chi. Cardinals.....  | 8-6 W.....  | 6,200  |
| 12/4.....at Brooklyn.....         | 7-0 W.....  | 20,000 |

### 1933 [5-5-2]

#### Coach Lone Star Dietz

|                                   |              |        |
|-----------------------------------|--------------|--------|
| 9/17.....at Green Bay.....        | 7-7 T.....   | 5,000  |
| 10/1.....at Chicago Bears.....    | 0-7 L.....   | 8,000  |
| 10/4.....at Pittsburgh (W).....   | 21-6 W.....  | 15,000 |
| 10/8.....vs. NY Giants.....       | 21-20 W..... | 17,000 |
| 10/15.....vs. Portsmouth.....     | 0-13 L.....  | 21,000 |
| 10/22.....vs. Chi. Cardinals..... | 10-0 W.....  | 18,000 |
| 10/29.....vs. Pittsburgh.....     | 14-16 L..... | 7,500  |
| 11/5.....vs. Chicago Bears.....   | 10-0 W.....  | 22,820 |
| 11/12.....at NY Giants.....       | 0-7 L.....   | 17,601 |
| 11/19.....vs. Green Bay.....      | 20-7 W.....  | 16,399 |
| 11/26.....at Brooklyn.....        | 0-14 L.....  | 15,000 |
| 12/3.....at Chi. Cardinals.....   | 0-0 T.....   | 7,000  |

### 1934 [6-6]

#### Coach Lone Star Dietz

|                                   |              |        |
|-----------------------------------|--------------|--------|
| 9/16.....at Pittsburgh.....       | 7-0 W.....   | 17,171 |
| 9/30.....at Brooklyn.....         | 6-10 L.....  | 12,500 |
| 10/7.....vs. NY Giants.....       | 13-16 L..... | 17,033 |
| 10/14.....vs. Pittsburgh.....     | 39-0 W.....  | 15,500 |
| 10/17.....at Detroit (W).....     | 0-24 L.....  | 12,000 |
| 10/21.....vs. Philadelphia.....   | 6-0 W.....   | 10,344 |
| 10/28.....vs. Chi. Cardinals..... | 9-0 W.....   | 10,000 |
| 11/4.....vs. Green Bay.....       | 0-10 L.....  | 23,722 |
| 11/11.....vs. Chicago Bears.....  | 0-21 L.....  | 26,000 |
| 11/18.....at Philadelphia.....    | 14-7 W.....  | 8,500  |
| 11/25.....at NY Giants.....       | 0-3 L.....   | 20,000 |
| 12/2.....vs. Brooklyn.....        | 13-3 W.....  | 13,000 |

### 1935 [2-8-1]

#### Coach Eddie Casey

|                                   |              |        |
|-----------------------------------|--------------|--------|
| 9/29.....vs. Brooklyn.....        | 7-3 W.....   | 17,930 |
| 10/6.....vs. NY Giants.....       | 12-20 L..... | 8,000  |
| 10/13.....vs. Detroit.....        | 7-17 L.....  | 18,737 |
| 10/20.....at NY Giants.....       | 6-17 L.....  | 20,000 |
| 10/27.....at Pittsburgh.....      | 0-6 L.....   | 11,379 |
| 10/30.....at Detroit (W).....     | 0-14 L.....  | 14,000 |
| 11/3.....vs. Philadelphia.....    | 6-7 L.....   | 10,000 |
| 11/10.....vs. Chicago.....        | 14-30 L..... | 16,423 |
| 11/24.....vs. Chi. Cardinals..... | 0-6 L.....   | 4,152  |
| 12/1.....vs. Pittsburgh.....      | 13-3 W.....  | 5,000  |
| 12/8.....at Brooklyn.....         | 0-0 T.....   | 7,500  |

### 1936 [7-5]

#### Coach Ray Flaherty

|                                  |              |        |
|----------------------------------|--------------|--------|
| 9/13.....at Pittsburgh.....      | 0-10 L.....  | 15,622 |
| 9/20.....at Philadelphia.....    | 26-3 W.....  | 20,000 |
| 9/27.....at Brooklyn.....        | 14-3 W.....  | 15,000 |
| 10/4.....vs. NY Giants.....      | 0-7 L.....   | 14,133 |
| 10/11.....at Green Bay.....      | 2-31 L.....  | 6,108  |
| 10/18.....vs. Philadelphia.....  | 17-7 W.....  | 4,000  |
| 11/1.....vs. Chi. Cardinals..... | 13-10 W..... | 7,000  |
| 11/8.....vs. Green Bay.....      | 3-7 L.....   | 11,220 |
| 11/15.....vs. Chicago.....       | 0-26 L.....  | 12,000 |
| 11/22.....vs. Brooklyn.....      | 30-6 W.....  | 4,197  |

|                               |             |        |
|-------------------------------|-------------|--------|
| 11/29.....vs. Pittsburgh..... | 30-0 W..... | 4,813  |
| 12/6.....at NY Giants.....    | 14-0 W..... | 18,000 |

#### World Championship

##### (Polo Grounds, New York)

|                              |             |        |
|------------------------------|-------------|--------|
| 12/13.....vs. Green Bay..... | 6-21 L..... | 29,595 |
|------------------------------|-------------|--------|

### 1937 [8-3]

#### Coach Ray Flaherty

|                                      |              |        |
|--------------------------------------|--------------|--------|
| 9/16.....vs. NY Giants (H).....      | 13-3 W.....  | 25,000 |
| 9/24.....vs. Chi. Cardinals (F)..... | 14-21 L..... | 22,367 |
| 10/3.....at Brooklyn.....            | 11-7 W.....  | 16,000 |
| 10/10.....vs. Philadelphia.....      | 0-14 L.....  | 7,320  |
| 10/17.....vs. Pittsburgh.....        | 34-20 W..... | 12,835 |
| 10/24.....at Philadelphia.....       | 10-7 W.....  | 13,167 |
| 10/31.....vs. Brooklyn.....          | 21-0 W.....  | 22,500 |
| 11/14.....at Pittsburgh.....         | 13-21 L..... | 12,242 |
| 11/21.....at Cleveland Rams.....     | 16-7 W.....  | 3,500  |
| 11/28.....vs. Green Bay.....         | 14-6 W.....  | 30,000 |
| 12/5.....at NY Giants.....           | 49-14 W..... |        |

#### World Championship

##### (Wrigley Field, Chicago)

|                           |              |        |
|---------------------------|--------------|--------|
| 12/12.....at Chicago..... | 28-21 W..... | 15,878 |
|---------------------------|--------------|--------|

### 1938 [6-3-2]

#### Coach Ray Flaherty

|                                  |              |        |
|----------------------------------|--------------|--------|
| 9/11.....at Philadelphia.....    | 26-23 W..... | 20,000 |
| 9/18.....vs. Brooklyn.....       | 16-16 T..... | 23,000 |
| 9/25.....vs. Cleveland Rams..... | 37-13 W..... | 27,000 |
| 10/9.....vs. NY Giants.....      | 7-10 L.....  | 37,500 |
| 10/16.....at Detroit.....        | 7-5 W.....   | 42,855 |
| 10/23.....vs. Philadelphia.....  | 20-14 W..... | 3,000  |
| 10/30.....at Brooklyn.....       | 6-6 T.....   | 29,913 |
| 11/6.....vs. Pittsburgh.....     | 7-0 W.....   | 12,910 |
| 11/13.....at Chicago.....        | 7-31 L.....  | 21,817 |
| 11/27.....vs. Pittsburgh.....    | 15-0 W.....  | 12,910 |
| 12/4.....at NY Giants.....       | 0-36 L.....  | 57,461 |

### 1939 [8-2-1]

#### Coach Ray Flaherty

|                                   |              |        |
|-----------------------------------|--------------|--------|
| 9/17.....at Philadelphia.....     | 7-0 W.....   | 33,528 |
| 10/1.....vs. NY Giants.....       | 0-0 T.....   | 34,712 |
| 10/8.....vs. Brooklyn.....        | 41-13 W..... | 27,092 |
| 10/15.....vs. Pittsburgh.....     | 44-14 W..... | 25,982 |
| 10/22.....at Pittsburgh.....      | 21-14 W..... | 8,602  |
| 10/29.....at Green Bay.....       | 14-24 L..... | 24,308 |
| 11/5.....vs. Philadelphia.....    | 7-6 W.....   | 20,444 |
| 11/12.....at Brooklyn.....        | 42-0 W.....  | 28,581 |
| 11/19.....vs. Chi. Cardinals..... | 28-7 W.....  | 26,667 |
| 11/26.....vs. Detroit.....        | 31-7 W.....  | 36,183 |
| 12/3.....at NY Giants.....        | 7-9 L.....   | 62,404 |

### 1940 [9-2]

#### Coach Ray Flaherty

|                                   |              |        |
|-----------------------------------|--------------|--------|
| 9/15.....vs. Brooklyn.....        | 24-17 W..... | 32,763 |
| 9/22.....vs. NY Giants.....       | 21-7 W.....  | 34,712 |
| 10/6.....at Pittsburgh.....       | 40-10 W..... | 25,213 |
| 10/13.....vs. Chi. Cardinals..... | 28-21 W..... | 33,691 |
| 10/20.....at Philadelphia.....    | 34-17 W..... | 26,083 |
| 10/27.....at Detroit.....         | 20-14 W..... | 28,090 |
| 11/3.....vs. Pittsburgh.....      | 37-10 W..... | 31,204 |
| 11/10.....at Brooklyn.....        | 14-16 L..... | 33,846 |
| 11/17.....vs. Chicago.....        | 7-3 W.....   | 35,231 |
| 11/24.....at NY Giants.....       | 7-21 L.....  | 46,439 |
| 12/1.....vs. Philadelphia.....    | 13-6 W.....  | 25,838 |

#### World Championship

##### (Griffith Stadium, Washington)

|                           |             |        |
|---------------------------|-------------|--------|
| 12/8.....vs. Chicago..... | 0-73 L..... | 36,034 |
|---------------------------|-------------|--------|

### 1941 [6-5]

#### Coach Ray Flaherty

|                                   |              |        |
|-----------------------------------|--------------|--------|
| 9/28.....vs. NY Giants.....       | 10-17 L..... | 35,677 |
| 10/5.....vs. Brooklyn.....        | 3-0 W.....   | 32,642 |
| 10/12.....at Pittsburgh.....      | 24-20 W..... | 18,733 |
| 10/19.....at Philadelphia.....    | 21-17 W..... | 19,071 |
| 10/26.....vs. Cleveland Rams..... | 17-13 W..... | 32,820 |

|                                |              |        |
|--------------------------------|--------------|--------|
| 11/2.....vs. Pittsburgh.....   | 23-3 W.....  | 30,755 |
| 11/9.....at Brooklyn.....      | 7-13 L.....  | 31,713 |
| 11/16.....at Chicago.....      | 21-35 L..... | 30,095 |
| 11/23.....at NY Giants.....    | 13-20 L..... | 49,317 |
| 11/30.....vs. Green Bay.....   | 17-22 L..... | 35,594 |
| 12/7.....vs. Philadelphia..... | 20-14 W..... | 27,102 |

### 1942 [10-1]

#### Coach Ray Flaherty

|                                   |              |        |
|-----------------------------------|--------------|--------|
| 9/20.....vs. Pittsburgh.....      | 28-14 W..... | 25,000 |
| 9/27.....vs. NY Giants.....       | 7-14 L.....  | 34,700 |
| 10/4.....at Philadelphia.....     | 14-10 W..... | 15,500 |
| 10/11.....vs. Cleveland Rams..... | 33-14 W..... | 33,250 |
| 10/18.....at Brooklyn.....        | 21-10 W..... | 25,635 |
| 10/25.....at Pittsburgh.....      | 14-0 W.....  | 37,764 |
| 11/1.....vs. Philadelphia.....    | 30-27 W..... | 32,658 |
| 11/8.....vs. Chi. Cardinals.....  | 28-0 W.....  | 35,425 |
| 11/15.....at NY Giants.....       | 14-7 W.....  | 30,879 |
| 11/22.....vs. Brooklyn.....       | 23-3 W.....  | 34,450 |
| 11/29.....at Detroit.....         | 15-3 W.....  | 6,044  |

#### World Championship

##### (Griffith Stadium, Washington)

|                            |             |        |
|----------------------------|-------------|--------|
| 12/13.....vs. Chicago..... | 14-6 W..... | 36,006 |
|----------------------------|-------------|--------|

### 1943 [6-3-1]

#### Coach Arthur "Dutch" Bergman

|                                   |              |        |
|-----------------------------------|--------------|--------|
| 10/10.....vs. Brooklyn.....       | 27-0 W.....  | 35,450 |
| 10/17.....at Green Bay.....       | 33-7 W.....  | 23,058 |
| 10/24.....vs. Chi. Cardinals..... | 13-7 W.....  | 35,450 |
| 10/31.....at Brooklyn.....        | 48-10 W..... | 11,471 |
| 11/7.....at Phil-Pitt.....        | 14-14 T..... | 28,893 |
| 11/14.....vs. Detroit.....        | 42-20 W..... | 35,450 |
| 11/21.....vs. Chicago.....        | 21-7 W.....  | 35,671 |
| 11/28.....vs. Phil-Pitt.....      | 14-27 L..... | 35,826 |
| 12/5.....at NY Giants.....        | 10-14 L..... | 35,826 |
| 12/12.....vs. NY Giants.....      | 7-31 L.....  | 35,540 |

#### Eastern Title Playoff

|                             |             |        |
|-----------------------------|-------------|--------|
| 12/19.....at NY Giants..... | 28-0 W..... | 42,800 |
|-----------------------------|-------------|--------|

#### World Championship

##### (Wrigley Field, Chicago)

|                           |              |        |
|---------------------------|--------------|--------|
| 12/26.....at Chicago..... | 21-41 L..... | 34,320 |
|---------------------------|--------------|--------|

### 1944 [6-3-1]

#### Coach Dudley DeGroot

|                                    |              |        |
|------------------------------------|--------------|--------|
| 10/8.....at Philadelphia.....      | 31-31 T..... | 32,549 |
| 10/15.....at Boston Yanks.....     | 21-14 W..... | 17,758 |
| 10/22.....vs. Brooklyn Tigers..... | 17-14 W..... | 35,000 |
| 10/29.....vs. Chi-Pitt.....        | 42-20 W..... | 35,540 |
| 11/5.....vs. Cleveland Rams.....   | 14-10 W..... | 35,450 |
| 11/12.....at Brooklyn Tigers.....  | 10-0 W.....  | 20,404 |
| 11/19.....vs. Philadelphia.....    | 7-37 L.....  | 35,540 |
| 11/26.....vs. Boston Yanks.....    | 14-7 W.....  | 35,540 |
| 12/3.....at NY Giants.....         | 13-16 L..... | 35,540 |
| 12/10.....vs. NY Giants.....       | 0-31 L.....  | 47,457 |

### 1945 [8-2]

#### Coach Dudley DeGroot

|                                  |              |        |
|----------------------------------|--------------|--------|
| 10/7.....at Boston Yanks.....    | 20-28 L..... | 22,685 |
| 10/14.....at Philadelphia.....   | 14-0 W.....  | 14,050 |
| 10/21.....vs. Philadelphia.....  | 24-14 W..... | 34,788 |
| 10/28.....at NY Giants.....      | 24-14 W..... | 55,641 |
| 11/4.....vs. Chi. Cardinals..... | 24-21 W..... | 35,000 |
| 11/11.....vs. Boston Yanks.....  | 34-7 W.....  | 34,788 |
| 11/18.....vs. Chicago.....       | 28-21 W..... | 34,788 |
| 11/25.....at Philadelphia.....   | 0-16 L.....  | 37,306 |
| 12/2.....vs. Pittsburgh.....     | 24-0 W.....  | 34,788 |
| 12/9.....vs. NY Giants.....      | 17-0 W.....  | 34,788 |

#### World Championship

##### (Cleveland Stadium, Cleveland)

|                                  |              |        |
|----------------------------------|--------------|--------|
| 12/16.....at Cleveland Rams..... | 14-15 L..... | 32,178 |
|----------------------------------|--------------|--------|

### 1946 [5-5-1]

#### Coach A.G. "Turk" Edwards

|                              |              |        |
|------------------------------|--------------|--------|
| 9/29.....vs. Pittsburgh..... | 14-14 T..... | 33,620 |
| 10/6.....vs. Detroit.....    | 17-16 W..... | 33,569 |

# YEARLY RESULTS

|                                 |              |        |
|---------------------------------|--------------|--------|
| 10/13.....vs. NY Giants.....    | 24-14 W..... | 33,651 |
| 10/20.....at Boston Yanks.....  | 14-6 W.....  | 24,357 |
| 10/27.....vs. Philadelphia..... | 24-28 L..... | 33,691 |
| 11/3.....at Pittsburgh.....     | 7-14 L.....  | 39,060 |
| 11/10.....vs. Boston Yanks..... | 17-14 W..... | 33,691 |
| 11/17.....at Chicago Bears..... | 20-24 L..... | 43,315 |
| 11/24.....at Philadelphia.....  | 27-10 W..... | 36,366 |
| 12/1.....vs. Green Bay.....     | 7-20 L.....  | 33,691 |
| 12/8.....at NY Giants.....      | 0-31 L.....  | 60,337 |

## 1947 [4-8]

### Coach A.G. "Turk" Edwards

|                                   |              |        |
|-----------------------------------|--------------|--------|
| 9/28.....at Philadelphia.....     | 42-45 L..... | 35,406 |
| 10/5.....vs. Pittsburgh.....      | 27-26 W..... | 36,585 |
| 10/12.....vs. NY Giants.....      | 28-20 W..... | 36,533 |
| 10/19.....at Green Bay.....       | 10-27 L..... | 28,572 |
| 10/26.....vs. Chicago Bears.....  | 20-56 L..... | 36,591 |
| 11/2.....vs. Philadelphia.....    | 14-38 L..... | 36,591 |
| 11/9.....at Pittsburgh.....       | 14-21 L..... | 36,257 |
| 11/16.....at Detroit.....         | 21-38 L..... | 17,003 |
| 11/23.....vs. Chi. Cardinals..... | 45-21 W..... | 35,362 |
| 11/30.....at Boston Yanks.....    | 24-27 L..... | 24,800 |
| 12/7.....at NY Giants.....        | 10-35 L..... | 25,594 |
| 12/14.....vs. Boston Yanks.....   | 40-13 W..... | 33,226 |

## 1948 [7-5]

### Coach A.G. "Turk" Edwards

|                                 |              |        |
|---------------------------------|--------------|--------|
| 9/26.....vs. Pittsburgh.....    | 17-14 W..... | 32,593 |
| 10/3.....vs. NY Giants.....     | 41-10 W..... | 32,593 |
| 10/10.....at Pittsburgh.....    | 7-10 L.....  | 28,969 |
| 10/17.....vs. Philadelphia..... | 0-45 L.....  | 35,584 |
| 10/24.....at Green Bay.....     | 23-7 W.....  | 13,433 |
| 10/31.....vs. Boston Yanks..... | 59-21 W..... | 29,758 |
| 11/7.....at Boston Yanks.....   | 23-7 W.....  | 13,659 |
| 11/14.....vs. Detroit.....      | 46-21 W..... | 32,528 |
| 11/21.....at Philadelphia.....  | 21-42 L..... | 36,254 |
| 11/28.....at Chicago Bears..... | 13-48 L..... | 42,299 |
| 12/5.....vs. LA Rams.....       | 13-41 L..... | 32,970 |
| 12/12.....at NY Giants.....     | 28-21 W..... | 33,156 |

## 1949 [4-7-1]

### Coaches John Wheelchel [7] & Herman Ball [5]

|                                     |              |        |
|-------------------------------------|--------------|--------|
| 9/26.....at Chi. Cardinals [M]..... | 7-38 L.....  | 24,136 |
| 10/3.....at Pittsburgh [M].....     | 27-14 W..... | 30,000 |
| 10/9.....vs. NY Giants.....         | 35-45 L..... | 30,073 |
| 10/16.....vs. NY Bulldogs.....      | 38-14 W..... | 26,278 |
| 10/23.....at Philadelphia.....      | 14-49 L..... | 28,855 |
| 10/30.....at NY Bulldogs.....       | 14-14 T..... | 3,678  |
| 11/6.....vs. Pittsburgh.....        | 27-14 W..... | 26,038 |
| 11/13.....vs. Philadelphia.....     | 21-44 L..... | 31,107 |
| 11/20.....vs. Chicago Bears.....    | 21-31 L..... | 30,418 |
| 11/27.....at NY Giants.....         | 7-23 L.....  | 12,985 |
| 12/4.....vs. Green Bay.....         | 30-0 W.....  | 23,200 |
| 12/11.....at LA Rams.....           | 27-5 L.....  | 44,899 |

## 1950 [3-9]

### Coach Herman Ball

|                                   |              |        |
|-----------------------------------|--------------|--------|
| 9/17.....at Baltimore.....        | 38-14 W..... | 29,000 |
| 9/24.....at Green Bay.....        | 21-35 L..... | 14,109 |
| 10/1.....vs. Pittsburgh.....      | 7-26 L.....  | 25,008 |
| 10/8.....vs. NY Giants.....       | 17-21 L..... | 19,288 |
| 10/22.....vs. Chi. Cardinals..... | 28-38 L..... | 27,856 |
| 10/29.....at Philadelphia.....    | 3-35 L.....  | 33,707 |
| 11/5.....at NY Giants.....        | 21-24 L..... | 23,909 |
| 11/12.....vs. Philadelphia.....   | 0-33 L.....  | 29,407 |
| 11/19.....at Cleveland.....       | 14-20 L..... | 21,908 |
| 11/26.....vs. Baltimore.....      | 38-28 W..... | 21,275 |
| 12/3.....at Pittsburgh.....       | 24-7 W.....  | 19,741 |
| 12/10.....vs. Cleveland.....      | 21-45 L..... | 30,143 |

## 1951 [5-7]

### Coaches Herman Ball [3] & Dick Todd [9]

|                             |              |        |
|-----------------------------|--------------|--------|
| 9/30.....at Detroit.....    | 17-35 L..... | 27,831 |
| 10/7.....vs. NY Giants..... | 14-35 L..... | 23,800 |
| 10/14.....at Cleveland..... | 0-45 L.....  | 33,968 |

|                                   |              |        |
|-----------------------------------|--------------|--------|
| 10/21.....vs. Chi. Cardinals..... | 7-3 W.....   | 22,960 |
| 10/28.....at Philadelphia.....    | 27-23 W..... | 20,437 |
| 11/4.....vs. Chicago Bears.....   | 0-27 L.....  | 21,737 |
| 11/11.....at NY Giants.....       | 14-28 L..... | 21,242 |
| 11/18.....at Pittsburgh.....      | 22-7 W.....  | 15,060 |
| 11/25.....vs. LA Rams.....        | 31-21 W..... | 26,307 |
| 12/2.....vs. Philadelphia.....    | 21-35 L..... | 23,738 |
| 12/9.....at Chi. Cardinals.....   | 20-17 W..... | 9,459  |
| 12/16.....vs. Pittsburgh.....     | 10-20 L..... | 18,096 |

## 1952 [4-8]

### Coach Earl "Curly" Lambeau

|                                     |              |        |
|-------------------------------------|--------------|--------|
| 9/29.....at Chi. Cardinals [M]..... | 23-7 W.....  | 17,837 |
| 10/5.....at Green Bay.....          | 20-35 L..... | 9,657  |
| 10/12.....vs. Chi. Cardinals.....   | 6-17 L.....  | 24,600 |
| 10/19.....at Pittsburgh.....        | 28-24 W..... | 22,604 |
| 10/26.....at Cleveland.....         | 15-19 L..... | 32,496 |
| 11/2.....vs. Pittsburgh.....        | 23-24 L..... | 25,866 |
| 11/9.....at Philadelphia.....       | 20-38 L..... | 16,932 |
| 11/16.....vs. San Francisco.....    | 17-23 L..... | 28,997 |
| 11/23.....vs. NY Giants.....        | 10-14 L..... | 21,125 |
| 11/30.....vs. Cleveland.....        | 24-48 L..... | 22,679 |
| 12/7.....at NY Giants.....          | 27-17 W..... | 21,237 |
| 12/14.....vs. Philadelphia.....     | 27-21 W..... | 22,468 |

## 1953 [6-5-1]

### Coach Earl "Curly" Lambeau

|                                   |              |        |
|-----------------------------------|--------------|--------|
| 9/27.....at Chi. Cardinals.....   | 24-13 W..... | 16,055 |
| 10/2.....at Philadelphia [F]..... | 21-21 T..... | 19,099 |
| 10/11.....vs. NY Giants.....      | 13-9 W.....  | 26,241 |
| 10/18.....vs. Cleveland.....      | 14-30 L..... | 33,963 |
| 10/25.....at Baltimore.....       | 17-27 L..... | 34,031 |
| 11/1.....at Cleveland.....        | 3-27 L.....  | 47,845 |
| 11/8.....vs. Chi. Cardinals.....  | 28-17 W..... | 19,654 |
| 11/15.....vs. Chicago Bears.....  | 24-27 L..... | 21,392 |
| 11/22.....at NY Giants.....       | 24-21 W..... | 16,887 |
| 11/29.....at Pittsburgh.....      | 17-9 W.....  | 17,026 |
| 12/6.....vs. Philadelphia.....    | 10-0 W.....  | 21,579 |
| 12/13.....vs. Pittsburgh.....     | 13-14 L..... | 22,057 |

## 1954 [3-9]

### Coach Joe Kuharich

|                                   |              |        |
|-----------------------------------|--------------|--------|
| 9/26.....at San Francisco.....    | 7-41 L.....  | 32,085 |
| 10/2.....at Pittsburgh [S].....   | 7-37 L.....  | 22,492 |
| 10/10.....vs. NY Giants.....      | 21-51 L..... | 21,217 |
| 10/17.....vs. Philadelphia.....   | 21-49 L..... | 22,051 |
| 10/24.....at NY Giants.....       | 7-24 L.....  | 22,597 |
| 10/31.....vs. Baltimore.....      | 24-21 W..... | 23,567 |
| 11/7.....at Cleveland.....        | 3-62 L.....  | 25,158 |
| 11/14.....vs. Pittsburgh.....     | 17-14 W..... | 19,388 |
| 11/21.....at Chi. Cardinals.....  | 16-38 L..... | 15,619 |
| 11/28.....at Philadelphia.....    | 33-41 L..... | 18,517 |
| 12/5.....vs. Cleveland.....       | 14-34 L..... | 21,761 |
| 12/12.....vs. Chi. Cardinals..... | 37-20 W..... | 18,107 |

## 1955 [8-4]

### Coach Joe Kuharich

|                                   |              |        |
|-----------------------------------|--------------|--------|
| 9/25.....at Cleveland.....        | 27-17 W..... | 30,041 |
| 10/1.....at Philadelphia [S]..... | 31-30 W..... | 31,891 |
| 10/9.....vs. Chi. Cardinals.....  | 10-24 L..... | 26,337 |
| 10/16.....vs. Cleveland.....      | 14-24 L..... | 29,168 |
| 10/23.....at Baltimore.....       | 14-13 W..... | 51,387 |
| 10/30.....at NY Giants.....       | 7-35 L.....  | 17,402 |
| 11/6.....vs. Philadelphia.....    | 34-21 W..... | 25,741 |
| 11/13.....vs. San Francisco.....  | 7-0 W.....   | 25,112 |
| 11/20.....at Chi. Cardinals.....  | 31-0 W.....  | 16,901 |
| 11/27.....at Pittsburgh.....      | 23-14 W..... | 21,760 |
| 12/4.....vs. NY Giants.....       | 20-27 L..... | 28,556 |
| 12/11.....vs. Pittsburgh.....     | 28-17 W..... | 20,547 |

## 1956 [6-6]

### Coach Joe Kuharich

|                                   |              |        |
|-----------------------------------|--------------|--------|
| 9/30.....at Pittsburgh.....       | 13-30 L..... | 27,718 |
| 10/6.....at Philadelphia [S]..... | 9-13 L.....  | 26,607 |
| 10/14.....vs. Chi. Cardinals..... | 3-31 L.....  | 25,794 |

|                                  |              |        |
|----------------------------------|--------------|--------|
| 10/21.....vs. Cleveland.....     | 20-9 W.....  | 23,332 |
| 10/28.....at Chi. Cardinals..... | 17-14 W..... | 30,553 |
| 11/11.....vs. Detroit.....       | 18-17 W..... | 28,003 |
| 11/18.....vs. NY Giants.....     | 33-7 W.....  | 26,261 |
| 11/25.....at Cleveland.....      | 20-17 W..... | 22,878 |
| 12/2.....at NY Giants.....       | 14-28 L..... | 26,261 |
| 12/9.....vs. Philadelphia.....   | 19-17 W..... | 22,333 |
| 12/16.....vs. Pittsburgh.....    | 0-23 L.....  | 21,097 |
| 12/23.....at Baltimore.....      | 17-19 L..... | 32,994 |

## 1957 [5-6-1]

### Coach Joe Kuharich

|                                   |              |        |
|-----------------------------------|--------------|--------|
| 9/29.....at Pittsburgh.....       | 7-28 L.....  | 27,452 |
| 10/6.....at Chi. Cardinals.....   | 37-14 W..... | 18,278 |
| 10/13.....vs. NY Giants.....      | 20-24 L..... | 39,086 |
| 10/20.....vs. Chi. Cardinals..... | 14-44 L..... | 23,159 |
| 10/27.....at NY Giants.....       | 31-14 W..... | 40,416 |
| 11/3.....at Cleveland.....        | 17-21 L..... | 52,936 |
| 11/10.....vs. Baltimore.....      | 17-21 L..... | 33,149 |
| 11/17.....vs. Cleveland.....      | 30-30 T..... | 27,722 |
| 11/24.....at Philadelphia.....    | 12-21 L..... | 20,730 |
| 12/1.....at Chicago Bears.....    | 14-3 W.....  | 39,148 |
| 12/8.....vs. Philadelphia.....    | 42-7 W.....  | 21,304 |
| 12/15.....vs. Pittsburgh.....     | 10-3 W.....  | 22,577 |

## 1958 [4-7-1]

### Coach Joe Kuharich

|                                     |              |        |
|-------------------------------------|--------------|--------|
| 9/28.....at Philadelphia.....       | 24-14 W..... | 36,853 |
| 10/4.....at Chi. Cardinals [S]..... | 10-37 L..... | 21,824 |
| 10/12.....vs. NY Giants.....        | 14-21 L..... | 30,348 |
| 10/19.....vs. Green Bay.....        | 37-21 W..... | 25,228 |
| 10/26.....at Baltimore.....         | 10-35 L..... | 54,403 |
| 11/2.....at Pittsburgh.....         | 16-24 L..... | 19,525 |
| 11/9.....vs. Chi. Cardinals.....    | 45-31 W..... | 26,196 |
| 11/16.....vs. Cleveland.....        | 10-20 L..... | 32,372 |
| 11/23.....at NY Giants.....         | 0-30 L.....  | 46,752 |
| 11/30.....at Cleveland.....         | 14-21 L..... | 33,240 |
| 12/7.....vs. Pittsburgh.....        | 14-14 T..... | 23,370 |
| 12/14.....vs. Philadelphia.....     | 20-0 W.....  | 22,621 |

## 1959 [3-9]

### Coach Mike Nixon

|                                   |              |        |
|-----------------------------------|--------------|--------|
| 9/27.....at Chi. Cardinals.....   | 21-49 L..... | 21,892 |
| 10/4.....at Pittsburgh.....       | 23-17 W..... | 26,570 |
| 10/11.....vs. Chi. Cardinals..... | 23-14 W..... | 25,937 |
| 10/18.....vs. Pittsburgh.....     | 6-27 L.....  | 28,218 |
| 10/25.....at Cleveland.....       | 7-34 L.....  | 42,732 |
| 11/1.....at Philadelphia.....     | 23-30 L..... | 39,854 |
| 11/8.....vs. Baltimore.....       | 27-24 W..... | 32,773 |
| 11/15.....vs. Cleveland.....      | 17-31 L..... | 32,266 |
| 11/22.....at Green Bay.....       | 0-21 L.....  | 31,853 |
| 11/29.....at NY Giants.....       | 14-45 L..... | 60,982 |
| 12/6.....vs. Philadelphia.....    | 14-34 L..... | 24,325 |
| 12/13.....vs. NY Giants.....      | 10-24 L..... | 26,198 |

## 1960 [1-9-2]

### Coach Mike Nixon

|                                  |              |        |
|----------------------------------|--------------|--------|
| 9/25.....at Baltimore.....       | 0-20 L.....  | 53,818 |
| 10/9.....vs. Dallas.....         | 26-14 W..... | 21,142 |
| 10/16.....at NY Giants.....      | 24-24 T..... | 60,625 |
| 10/23.....vs. Pittsburgh.....    | 27-27 T..... | 25,292 |
| 10/30.....vs. Cleveland.....     | 10-31 L..... | 32,086 |
| 11/6.....at STL Cardinals.....   | 7-44 L.....  | 22,458 |
| 11/13.....at Philadelphia.....   | 13-19 L..... | 39,361 |
| 11/20.....vs. STL Cardinals..... | 14-26 L..... | 23,848 |
| 11/27.....at Pittsburgh.....     | 10-22 L..... | 22,334 |
| 12/4.....at Cleveland.....       | 16-17 L..... | 35,211 |
| 12/11.....vs. NY Giants.....     | 3-17 L.....  | 14,077 |
| 12/18.....vs. Philadelphia.....  | 28-38 L..... | 20,558 |

## 1961 [1-12-1]

### Coach Bill McPeak

|                                |              |        |
|--------------------------------|--------------|--------|
| 9/17.....at San Francisco..... | 3-35 L.....  | 43,142 |
| 9/24.....at Philadelphia.....  | 7-14 L.....  | 50,108 |
| 10/1.....vs. NY Giants.....    | 21-24 L..... | 36,767 |

# YEARLY RESULTS

|                                  |              |        |
|----------------------------------|--------------|--------|
| 10/8.....at Cleveland.....       | 7-31 L.....  | 48,186 |
| 10/15.....at Pittsburgh.....     | 0-20 L.....  | 15,072 |
| 10/22.....vs. STL Cardinals..... | 0-24 L.....  | 28,037 |
| 10/29.....at Philadelphia.....   | 24-27 L..... | 31,066 |
| 11/5.....at NY Giants.....       | 0-53 L.....  | 56,077 |
| 11/12.....vs. Cleveland.....     | 6-17 L.....  | 28,975 |
| 11/19.....at Dallas.....         | 28-28 T..... | 17,500 |
| 11/26.....vs. Baltimore.....     | 6-27 L.....  | 41,062 |
| 12/3.....at STL Cardinals.....   | 24-38 L..... | 16,204 |
| 12/10.....vs. Pittsburgh.....    | 14-30 L..... | 21,134 |
| 12/17.....vs. Dallas.....        | 34-24 W..... | 21,451 |

## 1962 [5-7-2]

### Coach Bill McPeak

|                                 |              |        |
|---------------------------------|--------------|--------|
| 9/16.....at Dallas.....         | 35-35 T..... | 15,730 |
| 9/23.....at Cleveland.....      | 17-16 W..... | 57,491 |
| 9/30.....vs. STL Cardinals..... | 24-14 W..... | 37,419 |
| 10/7.....vs. LA Rams.....       | 20-14 W..... | 18,104 |
| 10/14.....at STL Cardinals..... | 17-17 T..... | 38,264 |
| 10/21.....at Philadelphia.....  | 27-21 W..... | 60,671 |
| 10/28.....at NY Giants.....     | 34-49 L..... | 62,844 |
| 11/4.....vs. Dallas.....        | 10-38 L..... | 49,888 |
| 11/11.....vs. Cleveland.....    | 17-9 W.....  | 48,169 |
| 11/18.....at Pittsburgh.....    | 21-23 L..... | 21,231 |
| 11/25.....vs. NY Giants.....    | 24-42 L..... | 49,219 |
| 12/2.....vs. Philadelphia.....  | 14-37 L..... | 32,229 |
| 12/8.....at Baltimore (S).....  | 21-34 L..... | 56,964 |
| 12/16.....vs. Pittsburgh.....   | 24-27 L..... | 34,508 |

## 1963 [3-11]

### Coach Bill McPeak

|                                  |              |        |
|----------------------------------|--------------|--------|
| 9/15.....at Cleveland.....       | 14-37 L..... | 57,618 |
| 9/21.....at LA Rams (S).....     | 37-14 W..... | 29,295 |
| 9/29.....vs. Dallas.....         | 21-17 W..... | 40,101 |
| 10/6.....vs. NY Giants.....      | 14-24 L..... | 49,419 |
| 10/13.....vs. Philadelphia.....  | 24-37 L..... | 49,219 |
| 10/20.....at Pittsburgh.....     | 27-38 L..... | 41,987 |
| 10/27.....vs. STL Cardinals..... | 7-21 L.....  | 46,921 |
| 11/3.....at Dallas.....          | 20-35 L..... | 18,838 |
| 11/10.....at STL Cardinals.....  | 20-24 L..... | 18,197 |
| 11/17.....vs. Pittsburgh.....    | 28-34 L..... | 49,219 |
| 11/24.....at Philadelphia.....   | 13-10 W..... | 60,671 |
| 12/1.....vs. Baltimore.....      | 20-36 L..... | 44,006 |
| 12/8.....at NY Giants.....       | 14-44 L..... | 62,992 |
| 12/15.....vs. Cleveland.....     | 20-27 L..... | 40,865 |

## 1964 [6-8]

### Coach Bill McPeak

|                                 |              |        |
|---------------------------------|--------------|--------|
| 9/13.....vs. Cleveland.....     | 13-27 L..... | 47,577 |
| 9/20.....at Dallas.....         | 18-24 L..... | 25,158 |
| 9/25.....at NY Giants (F).....  | 10-13 L..... | 62,996 |
| 10/4.....vs. STL Cardinals..... | 17-23 L..... | 49,219 |
| 10/11.....vs. Philadelphia..... | 35-20 W..... | 49,219 |
| 10/18.....at STL Cardinals..... | 24-38 L..... | 23,748 |
| 10/25.....vs. Chicago.....      | 27-20 W..... | 49,219 |
| 11/1.....at Philadelphia.....   | 21-10 W..... | 60,671 |
| 11/8.....at Cleveland.....      | 24-34 L..... | 76,385 |
| 11/15.....at Pittsburgh.....    | 30-0 W.....  | 31,587 |
| 11/22.....vs. Dallas.....       | 28-16 W..... | 49,219 |
| 11/29.....vs. NY Giants.....    | 36-21 W..... | 49,219 |
| 12/6.....vs. Pittsburgh.....    | 7-14 L.....  | 49,219 |
| 12/13.....at Baltimore.....     | 17-45 L..... | 60,213 |

## 1965 [6-8]

### Coach Bill McPeak

|                                  |              |        |
|----------------------------------|--------------|--------|
| 9/19.....vs. Cleveland.....      | 7-17 L.....  | 48,208 |
| 9/26.....at Dallas.....          | 7-27 L.....  | 61,577 |
| 10/3.....at Detroit.....         | 10-14 L..... | 52,827 |
| 10/10.....vs. STL Cardinals..... | 16-37 L..... | 50,205 |
| 10/17.....vs. Baltimore.....     | 7-38 L.....  | 50,405 |
| 10/24.....at STL Cardinals.....  | 24-20 W..... | 32,228 |
| 10/31.....vs. Philadelphia.....  | 23-21 W..... | 50,301 |
| 11/7.....at NY Giants.....       | 23-7 W.....  | 62,788 |
| 11/14.....at Philadelphia.....   | 14-21 L..... | 60,444 |
| 11/21.....at Pittsburgh.....     | 31-3 W.....  | 25,052 |

|                               |              |        |
|-------------------------------|--------------|--------|
| 11/28.....vs. Dallas.....     | 34-31 W..... | 50,205 |
| 12/5.....at Cleveland.....    | 16-24 L..... | 77,765 |
| 12/12.....vs. NY Giants.....  | 10-27 L..... | 50,373 |
| 12/19.....vs. Pittsburgh..... | 35-14 W..... | 49,806 |

## 1966 [7-7]

### Coach Otto Graham

|                                  |              |        |
|----------------------------------|--------------|--------|
| 9/11.....vs. Cleveland.....      | 14-38 L..... | 48,643 |
| 9/18.....at STL Cardinals.....   | 7-23 L.....  | 40,198 |
| 9/25.....at Pittsburgh.....      | 33-27 W..... | 37,505 |
| 10/2.....vs. Pittsburgh.....     | 24-10 W..... | 47,360 |
| 10/9.....vs. Atlanta.....        | 33-20 W..... | 50,116 |
| 10/16.....at NY Giants.....      | 10-13 L..... | 62,865 |
| 10/23.....vs. STL Cardinals..... | 26-20 W..... | 50,154 |
| 10/30.....at Philadelphia.....   | 27-13 W..... | 60,658 |
| 11/6.....at Baltimore.....       | 10-37 L..... | 60,238 |
| 11/13.....vs. Dallas.....        | 30-31 L..... | 50,927 |
| 11/20.....at Cleveland.....      | 3-14 L.....  | 78,466 |
| 11/27.....vs. NY Giants.....     | 72-41 W..... | 50,439 |
| 12/11.....at Dallas.....         | 34-31 W..... | 64,198 |
| 12/18.....vs. Philadelphia.....  | 28-37 L..... | 50,405 |

## 1967 [5-6-3]

### Coach Otto Graham

|                                  |              |        |
|----------------------------------|--------------|--------|
| 9/17.....at Philadelphia.....    | 24-35 L..... | 60,709 |
| 9/24.....at New Orleans.....     | 30-10 W..... | 74,937 |
| 10/1.....vs. NY Giants.....      | 38-34 W..... | 50,266 |
| 10/8.....vs. Dallas.....         | 14-17 L..... | 50,566 |
| 10/15.....at Atlanta.....        | 20-20 T..... | 56,538 |
| 10/22.....at LA Rams.....        | 28-28 T..... | 55,381 |
| 10/29.....vs. Baltimore.....     | 13-17 L..... | 50,574 |
| 11/5.....vs. STL Cardinals.....  | 21-27 L..... | 50,480 |
| 11/12.....vs. San Francisco..... | 31-28 W..... | 50,326 |
| 11/19.....at Dallas.....         | 27-20 W..... | 75,538 |
| 11/26.....at Cleveland.....      | 37-42 L..... | 72,798 |
| 12/3.....vs. Philadelphia.....   | 35-35 T..... | 50,451 |
| 12/10.....at Pittsburgh.....     | 15-10 W..... | 22,251 |
| 12/17.....vs. New Orleans.....   | 14-30 L..... | 50,486 |

## 1968 [5-9]

### Coach Otto Graham

|                                 |              |        |
|---------------------------------|--------------|--------|
| 9/15.....at Chicago.....        | 38-28 W..... | 41,321 |
| 9/22.....at New Orleans.....    | 17-37 L..... | 65,941 |
| 9/29.....at NY Giants.....      | 21-48 L..... | 62,797 |
| 10/6.....vs. Philadelphia.....  | 17-14 W..... | 50,816 |
| 10/13.....vs. Pittsburgh.....   | 16-13 W..... | 50,659 |
| 10/20.....at STL Cardinals..... | 14-41 L..... | 46,456 |
| 10/27.....vs. NY Giants.....    | 10-13 L..... | 50,839 |
| 11/3.....at Minnesota.....      | 14-27 L..... | 47,644 |
| 11/10.....at Philadelphia.....  | 16-10 W..... | 59,133 |
| 11/17.....vs. Dallas.....       | 24-44 L..... | 50,816 |
| 11/24.....vs. Green Bay.....    | 7-27 L.....  | 50,621 |
| 11/28.....at Dallas (H).....    | 20-29 L..... | 66,076 |
| 12/8.....vs. Cleveland.....     | 21-24 L..... | 50,661 |
| 12/15.....vs. Detroit.....      | 14-3 W.....  | 50,123 |

## 1969 [7-5-2]

### Coach Vince Lombardi

|                                  |              |        |
|----------------------------------|--------------|--------|
| 9/21.....at New Orleans.....     | 26-20 W..... | 73,147 |
| 9/28.....at Cleveland.....       | 23-27 L..... | 82,581 |
| 10/5.....at San Francisco.....   | 17-17 T..... | 35,642 |
| 10/12.....vs. STL Cardinals..... | 33-17 W..... | 50,481 |
| 10/19.....vs. NY Giants.....     | 20-14 W..... | 50,352 |
| 10/26.....at Pittsburgh.....     | 14-7 W.....  | 46,557 |
| 11/2.....at Baltimore.....       | 17-41 L..... | 60,238 |
| 11/9.....vs. Philadelphia.....   | 28-28 T..... | 50,502 |
| 11/16.....vs. Dallas.....        | 28-41 L..... | 50,474 |
| 11/23.....vs. Atlanta.....       | 27-20 W..... | 50,345 |
| 11/30.....vs. LA Rams.....       | 13-24 L..... | 50,352 |
| 12/7.....at Philadelphia.....    | 34-29 W..... | 60,658 |
| 12/14.....vs. New Orleans.....   | 17-14 W..... | 50,354 |
| 12/21.....at Dallas.....         | 10-20 L..... | 56,924 |

## 1970 [7-5-2]

### Coach Bill Austin

|                                  |              |        |
|----------------------------------|--------------|--------|
| 9/20.....at San Francisco.....   | 17-26 L..... | 34,984 |
| 9/27.....at STL Cardinals.....   | 17-27 L..... | 44,246 |
| 10/4.....at Philadelphia.....    | 33-21 W..... | 60,658 |
| 10/11.....vs. Detroit.....       | 31-10 W..... | 50,414 |
| 10/19.....at Oakland (M).....    | 20-34 L..... | 54,471 |
| 10/25.....vs. Cincinnati.....    | 20-0 W.....  | 50,415 |
| 11/1.....at Denver.....          | 19-3 W.....  | 50,705 |
| 11/8.....vs. Minnesota.....      | 10-19 L..... | 50,415 |
| 11/15.....at NY Giants.....      | 33-35 L..... | 62,915 |
| 11/22.....vs. Dallas.....        | 21-45 L..... | 50,415 |
| 11/29.....vs. NY Giants.....     | 24-27 L..... | 50,415 |
| 12/6.....at Dallas.....          | 0-34 L.....  | 57,936 |
| 12/13.....vs. Philadelphia.....  | 24-6 W.....  | 50,415 |
| 12/20.....vs. STL Cardinals..... | 28-27 W..... | 50,415 |

## 1971 [9-4-1]

### Coach George Allen

|                                  |              |        |
|----------------------------------|--------------|--------|
| 9/19.....at STL Cardinals.....   | 24-17 W..... | 46,805 |
| 9/26.....at NY Giants.....       | 30-3 W.....  | 62,795 |
| 10/3.....at Dallas.....          | 20-16 W..... | 72,000 |
| 10/10.....vs. Houston.....       | 22-13 W..... | 53,041 |
| 10/17.....vs. STL Cardinals..... | 20-0 W.....  | 53,041 |
| 10/24.....at Kansas City.....    | 20-27 L..... | 51,989 |
| 10/31.....vs. New Orleans.....   | 24-14 W..... | 53,041 |
| 11/7.....vs. Philadelphia.....   | 7-7 T.....   | 53,041 |
| 11/14.....at Chicago.....        | 15-16 L..... | 55,049 |
| 11/21.....vs. Dallas.....        | 0-13 L.....  | 53,041 |
| 11/28.....at Philadelphia.....   | 20-13 W..... | 65,358 |
| 12/5.....vs. NY Giants.....      | 23-7 W.....  | 53,041 |
| 12/13.....at LA Rams (M).....    | 38-24 W..... | 80,402 |
| 12/19.....vs. Cleveland.....     | 13-20 L..... | 53,041 |

### Playoffs

|                                 |              |        |
|---------------------------------|--------------|--------|
| 12/26.....at San Francisco..... | 20-24 L..... | 45,237 |
|---------------------------------|--------------|--------|

## 1972 [11-3]

### Coach George Allen

|                                 |              |        |
|---------------------------------|--------------|--------|
| 9/18.....at Minnesota (M).....  | 24-21 W..... | 47,900 |
| 9/24.....vs. STL Cardinals..... | 24-10 W..... | 53,039 |
| 10/1.....at New England.....    | 23-24 L..... | 60,999 |
| 10/8.....vs. Philadelphia.....  | 14-0 W.....  | 53,039 |
| 10/15.....at STL Cardinals..... | 33-3 W.....  | 50,454 |
| 10/22.....vs. Dallas.....       | 24-20 W..... | 53,039 |
| 10/29.....at NY Giants.....     | 23-16 W..... | 62,878 |
| 11/5.....at NY Jets.....        | 35-17 W..... | 63,962 |
| 11/12.....vs. NY Giants.....    | 27-13 W..... | 53,039 |
| 11/20.....vs. Atlanta (M).....  | 24-13 W..... | 53,039 |
| 11/26.....vs. Green Bay.....    | 21-16 W..... | 53,039 |
| 12/3.....at Philadelphia.....   | 23-7 W.....  | 65,720 |
| 12/9.....at Dallas (S).....     | 24-34 L..... | 65,136 |
| 12/17.....vs. Buffalo.....      | 17-24 L..... | 53,039 |

### Playoffs

|                              |             |        |
|------------------------------|-------------|--------|
| 12/24.....vs. Green Bay..... | 16-3 W..... | 53,140 |
| 12/31.....vs. Dallas.....    | 26-3 W..... | 53,129 |

### Super Bowl VII

|  |             |        |
|--|-------------|--------|
| (Los Angeles Memorial Coliseum, Los Angeles) |             |        |
| 1/14.....vs. Miami.....                      | 7-14 L..... | 90,182 |

## 1973 [10-4]

### Coach George Allen

|                                  |              |        |
|----------------------------------|--------------|--------|
| 9/16.....vs. San Diego.....      | 38-0 W.....  | 53,589 |
| 9/23.....at STL Cardinals.....   | 27-34 L..... | 50,316 |
| 9/30.....at Philadelphia.....    | 29-7 W.....  | 64,147 |
| 10/8.....vs. Dallas (M).....     | 14-7 W.....  | 54,314 |
| 10/14.....at NY Giants.....      | 21-3 W.....  | 70,168 |
| 10/21.....vs. STL Cardinals..... | 31-13 W..... | 54,381 |
| 10/28.....at New Orleans.....    | 3-19 L.....  | 66,315 |
| 11/5.....at Pittsburgh (M).....  | 16-21 L..... | 49,220 |
| 11/11.....vs. San Francisco..... | 33-9 W.....  | 54,381 |
| 11/18.....vs. Baltimore.....     | 22-14 W..... | 52,675 |
| 11/22.....at Detroit (H).....    | 20-0 W.....  | 46,807 |
| 12/2.....vs. NY Giants.....      | 27-24 W..... | 53,590 |
| 12/9.....at Dallas.....          | 7-27 L.....  | 62,195 |

# YEARLY RESULTS

12/16...vs. Philadelphia.....38-20 W.....49,484  
**Playoffs**

12/22...at Minnesota (S).....20-27 L.....45,475

## 1974 (10-4)

*Coach George Allen*

9/15...at NY Giants.....13-10 W.....51,764  
 9/22...vs. STL Cardinals.....10-17 L.....53,888  
 9/30...vs. Denver (M).....30-3 W.....54,395  
 10/6...at Cincinnati.....17-28 L.....56,175  
 10/13...vs. Miami.....20-17 W.....54,395  
 10/20...vs. NY Giants.....24-3 W.....53,363  
 10/27...at STL Cardinals.....20-23 L.....50,767  
 11/3...at Green Bay.....17-6 W.....56,267  
 11/10...at Philadelphia.....27-20 W.....65,947  
 11/17...vs. Dallas.....28-21 W.....54,395  
 11/24...vs. Philadelphia.....26-7 W.....54,395  
 11/28...at Dallas (H).....23-24 L.....63,243  
 12/9...at LA Rams (M).....23-17 W.....87,313  
 12/15...vs. Chicago.....42-0 W.....52,085

**Playoffs**

12/22...at LA Rams.....10-19 L.....80,118

## 1975 (8-6)

*Coach George Allen*

9/21...vs. New Orleans.....41-3 W.....53,824  
 9/28...vs. NY Giants.....49-13 W.....54,953  
 10/5...at Philadelphia.....10-26 L.....66,990  
 10/13...vs. STL Cardinals (M).....27-17 W.....54,693  
 10/19...at Houston.....10-13 L.....49,566  
 10/26...at Cleveland.....23-7 W.....56,702  
 11/2...vs. Dallas.....30-24 (OT) W.....55,004  
 11/9...at NY Giants.....21-13 W.....57,242  
 11/16...at STL Cardinals.....17-20 (OT) L.....49,919  
 11/23...vs. Oakland.....23-26 (OT) L.....53,582  
 11/30...vs. Minnesota.....31-30 W.....54,498  
 12/7...at Atlanta.....30-27 W.....52,809  
 12/13...at Dallas (S).....10-31 L.....61,091  
 12/21...vs. Philadelphia.....3-26 L.....49,385

## 1976 (10-4)

*Coach George Allen*

9/12...vs. NY Giants.....19-17 W.....54,245  
 9/19...vs. Seattle.....31-7 W.....53,174  
 9/27...at Philadelphia (M).....20-17 (OT) W.....60,131  
 10/3...at Chicago.....7-33 L.....52,105  
 10/10...vs. Kansas City.....30-33 L.....53,060  
 10/17...vs. Detroit.....20-7 W.....45,908  
 10/25...vs. STL Cardinals (M).....20-10 W.....48,325  
 10/31...vs. Dallas.....7-20 L.....55,004  
 11/7...at San Francisco.....24-21 W.....56,134  
 11/14...at NY Giants.....9-12 L.....72,975  
 11/21...at STL Cardinals.....16-10 W.....49,833  
 11/28...vs. Philadelphia.....24-0 W.....54,292  
 12/5...at NY Jets.....37-16 W.....46,638  
 12/12...at Dallas.....29-14 W.....59,916

**Playoffs**

12/18...at Minnesota (S).....20-35 L.....47,221

## 1977 (9-5)

*Coach George Allen*

9/18...at NY Giants.....17-20 L.....76,086  
 9/25...vs. Atlanta.....10-6 W.....55,031  
 10/2...vs. STL Cardinals.....24-14 W.....55,031  
 10/9...at Tampa Bay.....10-0 W.....58,571  
 10/16...at Dallas.....16-34 L.....62,115  
 10/23...vs. NY Giants.....6-17 L.....53,903  
 10/30...vs. Philadelphia.....23-17 W.....55,031  
 11/7...at Baltimore (M).....3-10 L.....57,740  
 11/13...at Philadelphia.....17-14 W.....60,702  
 11/21...vs. Green Bay (M).....10-9 W.....51,498  
 11/27...vs. Dallas.....7-14 L.....55,031  
 12/4...at Buffalo.....10-0 W.....22,975  
 12/10...at STL Cardinals (S).....26-20 W.....36,067  
 12/17...vs. LA Rams (S).....17-14 W.....54,208

## 1978 (8-8)

*Coach Jack Pardee*

9/3...at New England.....16-14 W.....55,037  
 9/10...vs. Philadelphia.....35-30 W.....54,380  
 9/17...at STL Cardinals.....28-10 W.....49,282  
 9/24...vs. NY Jets.....23-3 W.....54,729  
 10/2...vs. Dallas (M).....9-5 W.....55,031  
 10/8...at Detroit.....21-19 W.....60,555  
 10/15...at Philadelphia.....10-17 L.....65,722  
 10/22...at NY Giants.....6-17 L.....76,192  
 10/29...vs. San Francisco.....38-20 W.....53,706  
 11/6...at Baltimore (M).....17-21 L.....57,631  
 11/12...vs. NY Giants.....16-13 (OT) W.....53,271  
 11/19...vs. STL Cardinals.....17-27 L.....52,460  
 11/23...at Dallas (H).....10-37 L.....64,905  
 12/3...vs. Miami.....0-16 L.....52,860  
 12/10...at Atlanta.....17-20 L.....54,178  
 12/16...vs. Chicago (S).....10-14 L.....49,774

## 1979 (10-6)

*Coach Jack Pardee*

9/2...vs. Houston.....27-29 L.....54,282  
 9/9...at Detroit.....27-24 W.....54,991  
 9/17...vs. NY Giants (M).....27-0 W.....54,672  
 9/23...at STL Cardinals.....17-7 W.....50,680  
 9/30...at Atlanta.....16-7 W.....56,810  
 10/7...at Philadelphia.....17-28 L.....69,142  
 10/14...at Cleveland.....13-9 W.....63,323  
 10/21...vs. Philadelphia.....17-7 W.....54,442  
 10/28...vs. New Orleans.....10-14 L.....52,133  
 11/4...at Pittsburgh.....7-38 L.....49,462  
 11/11...vs. STL Cardinals.....30-28 W.....50,868  
 11/18...vs. Dallas.....34-20 W.....55,031  
 11/25...at NY Giants.....6-14 L.....72,641  
 12/2...vs. Green Bay.....38-21 W.....51,682  
 12/9...vs. Cincinnati.....28-14 W.....52,882  
 12/16...at Dallas.....34-35 L.....62,867

## 1980 (6-10)

*Coach Jack Pardee*

9/8...vs. Dallas (M).....3-17 L.....55,045  
 9/14...at NY Giants.....23-21 W.....73,343  
 9/21...at Oakland.....21-24 L.....45,163  
 9/28...vs. Seattle.....0-14 L.....53,263  
 10/5...at Philadelphia.....14-24 L.....69,044  
 10/13...at Denver (M).....17-20 L.....74,657  
 10/19...vs. STL Cardinals.....23-0 W.....51,060  
 10/26...vs. New Orleans.....22-14 W.....51,375  
 11/2...vs. Minnesota.....14-39 L.....52,060  
 11/9...at Chicago.....21-35 L.....57,159  
 11/16...vs. Philadelphia.....0-24 L.....51,897  
 11/23...at Dallas.....10-14 L.....58,809  
 11/30...at Atlanta.....6-10 L.....55,665  
 12/7...vs. San Diego.....40-17 W.....48,556  
 12/13...vs. NY Giants (S).....16-13 W.....44,443  
 12/21...at STL Cardinals.....31-7 W.....35,942

## 1981 (8-8)

*Coach Joe Gibbs*

9/8...vs. Dallas.....10-28 L.....55,045  
 9/13...vs. NY Giants.....7-17 L.....53,343  
 9/20...at STL Cardinals.....30-40 L.....47,592  
 9/27...at Philadelphia.....13-36 L.....70,664  
 10/4...vs. San Francisco.....17-30 L.....51,843  
 10/11...at Chicago.....24-7 W.....57,683  
 10/18...at Miami.....10-13 L.....47,367  
 10/25...vs. New England.....24-22 W.....50,394  
 11/1...vs. STL Cardinals.....42-21 W.....50,643  
 11/8...vs. Detroit.....33-31 W.....52,090  
 11/15...at NY Giants.....30-27 (OT) W.....63,133  
 11/22...at Dallas.....10-24 L.....64,583  
 11/29...at Buffalo.....14-21 L.....59,624  
 12/6...vs. Philadelphia.....15-13 W.....52,206  
 12/13...vs. Baltimore.....38-14 W.....49,706

12/20...at LA Rams.....30-7 W.....52,224

## 1982 (8-1)

*Coach Joe Gibbs*

9/12...at Philadelphia.....37-34 (OT) W.....68,885  
 9/19...at Tampa Bay.....21-13 W.....66,187  
 11/21...at NY Giants.....27-17 W.....70,766  
 11/28...vs. Philadelphia.....13-9 W.....48,313  
 12/5...vs. Dallas.....10-24 L.....54,633  
 12/12...at STL Cardinals.....12-7 W.....35,308  
 12/19...vs. NY Giants.....15-14 W.....50,030  
 12/26...at New Orleans.....27-10 W.....48,667  
 1/2...vs. STL Cardinals.....28-0 W.....52,554

**Playoffs**

1/8...vs. Detroit (S).....31-7 W.....55,045  
 1/15...vs. Minnesota (S).....21-7 W.....54,592  
 1/22...vs. Dallas (S).....31-17 W.....55,045

**Super Bowl XVII**

**(Rose Bowl, Pasadena, Calif.)**

1/30...vs. Miami.....27-17 W.....103,667

## 1983 (14-2)

*Coach Joe Gibbs*

9/5...vs. Dallas (M).....30-31 L.....55,045  
 9/11...at Philadelphia.....23-13 W.....69,542  
 9/18...vs. Kansas City.....27-12 W.....52,610  
 9/25...at Seattle.....27-17 W.....60,718  
 10/2...vs. LA Raiders.....37-35 W.....54,016  
 10/9...at STL Cardinals.....38-14 W.....42,698  
 10/17...at Green Bay (M).....47-48 L.....55,255  
 10/23...vs. Detroit.....38-17 W.....53,189  
 11/31...at San Diego (M).....27-24 W.....46,120  
 11/6...vs. STL Cardinals.....45-7 W.....51,380  
 11/13...at NY Giants.....33-17 W.....71,482  
 11/20...at LA Rams.....42-20 W.....63,081  
 11/27...vs. Philadelphia.....28-24 W.....54,329  
 12/4...vs. Atlanta.....37-21 W.....52,074  
 12/11...at Dallas.....31-10 W.....65,074  
 12/17...vs. NY Giants (S).....31-22 W.....53,874

**Playoffs**

1/1...vs. LA Rams.....51-7 W.....55,363  
 1/8...vs. San Francisco.....24-21 W.....55,363

**Super Bowl XVIII**

**(Tampa Stadium, Tampa, Fla.)**

1/22...vs. LA Raiders.....9-38 L.....72,920

## 1984 (11-5)

*Coach Joe Gibbs*

9/2...vs. Miami.....17-35 L.....53,683  
 9/10...at San Francisco (M).....31-37 L.....59,707  
 9/16...vs. NY Giants.....30-14 W.....52,997  
 9/23...at New England.....26-10 W.....60,503  
 9/30...vs. Philadelphia.....20-0 W.....53,064  
 10/7...at Indianapolis.....35-7 W.....60,012  
 10/14...vs. Dallas.....34-14 W.....55,431  
 10/21...at STL Cardinals.....24-26 L.....50,262  
 10/28...at NY Giants.....13-37 L.....76,192  
 11/5...vs. Atlanta (M).....27-14 W.....51,301  
 11/11...vs. Detroit.....28-14 W.....50,212  
 11/18...at Philadelphia.....10-16 L.....63,117  
 11/25...vs. Buffalo.....41-14 W.....51,513  
 11/29...at Minnesota (H).....31-17 W.....55,017  
 12/9...at Dallas.....30-28 W.....64,286  
 12/16...vs. STL Cardinals.....29-27 W.....54,299

**Playoffs**

12/30...vs. Chicago.....19-23 L.....55,431

## 1985 (10-6)

*Coach Joe Gibbs*

9/9...at Dallas (M).....14-44 L.....62,292  
 9/15...vs. Houston.....16-13 W.....53,553  
 9/22...vs. Philadelphia.....6-19 L.....53,748  
 9/29...at Chicago.....10-45 L.....63,708  
 10/7...vs. STL Cardinals (M).....27-10 W.....53,134  
 10/13...vs. Detroit.....24-3 W.....52,845

# YEARLY RESULTS

|                                   |         |        |
|-----------------------------------|---------|--------|
| 10/20...at NY Giants.....         | 3-17 L  | 74,389 |
| 10/27...at Cleveland.....         | 14-7 W  | 78,540 |
| 11/3...at Atlanta.....            | 44-10 W | 42,209 |
| 11/10...vs. Dallas.....           | 7-13 L  | 55,750 |
| 11/18...vs. NY Giants (M).....    | 23-21 W | 53,371 |
| 11/24...at Pittsburgh.....        | 30-23 W | 59,293 |
| 12/1...vs. San Francisco.....     | 8-35 L  | 51,321 |
| 12/8...at Philadelphia.....       | 17-12 W | 60,737 |
| 12/15...vs. Cincinnati.....       | 27-24 W | 50,544 |
| 12/21...at STL Cardinals (S)..... | 27-16 W | 28,090 |

## 1986 (12-4)

*Coach Joe Gibbs*

|                                    |              |        |
|------------------------------------|--------------|--------|
| 9/7...vs. Philadelphia.....        | 41-14 W      | 53,982 |
| 9/14...vs. LA Raiders.....         | 10-6 W       | 55,235 |
| 9/21...at San Diego.....           | 30-27 W      | 57,853 |
| 9/28...vs. Seattle.....            | 19-14 W      | 54,157 |
| 10/5...at New Orleans.....         | 14-6 W       | 57,378 |
| 10/12...at Dallas.....             | 6-30 L       | 63,264 |
| 10/19...vs. STL Cardinals.....     | 28-21 W      | 53,494 |
| 10/27...at NY Giants (M).....      | 20-27 L      | 75,923 |
| 11/2...vs. Minnesota.....          | 44-38 (OT) W | 51,282 |
| 11/9...at Green Bay.....           | 16-7 W       | 47,728 |
| 11/17...vs. San Francisco (M)..... | 14-6 W       | 54,774 |
| 11/23...vs. Dallas.....            | 41-14 W      | 55,642 |
| 11/30...at STL Cardinals.....      | 20-17 W      | 35,637 |
| 12/7...vs. NY Giants.....          | 14-24 L      | 55,642 |
| 12/13...at Denver (S).....         | 30-31 L      | 75,905 |
| 12/21...at Philadelphia.....       | 21-14 W      | 61,816 |

### Playoffs

|                           |         |        |
|---------------------------|---------|--------|
| 12/28...vs. LA Rams.....  | 19-7 W  | 54,180 |
| 1/3...at Chicago (S)..... | 27-13 W | 65,141 |
| 1/11...at NY Giants.....  | 0-17 L  | 76,891 |

## 1987 (11-4)

*Coach Joe Gibbs*

|                               |              |        |
|-------------------------------|--------------|--------|
| 9/13...vs. Philadelphia.....  | 34-24 W      | 52,188 |
| 9/20...at Atlanta.....        | 20-21 L      | 50,882 |
| 10/4...vs. STL Cardinals..... | 28-21 W      | 27,728 |
| 10/11...at NY Giants.....     | 38-12 W      | 9,123  |
| 10/19...at Dallas (M).....    | 13-7 W       | 60,415 |
| 10/25...vs. NY Jets.....      | 17-16 W      | 53,497 |
| 11/1...at Buffalo.....        | 27-7 W       | 71,640 |
| 11/8...at Philadelphia.....   | 27-31 L      | 63,609 |
| 11/15...vs. Detroit.....      | 20-13 W      | 53,593 |
| 11/23...vs. LA Rams (M).....  | 26-30 L      | 53,614 |
| 11/29...vs. NY Giants.....    | 23-19 W      | 45,815 |
| 12/6...at STL Cardinals.....  | 34-17 W      | 31,324 |
| 12/13...vs. Dallas.....       | 24-20 W      | 54,882 |
| 12/20...at Miami.....         | 21-23 L      | 65,715 |
| 12/26...at Minnesota (S)..... | 27-24 (OT) W | 59,160 |

### Playoffs

|                           |         |        |
|---------------------------|---------|--------|
| 1/10...at Chicago.....    | 21-17 W | 65,268 |
| 1/17...vs. Minnesota..... | 17-10 W | 55,212 |

**Super Bowl XXII**  
(Jack Murphy Stadium, San Diego)

|                        |         |        |
|------------------------|---------|--------|
| 1/31...vs. Denver..... | 42-10 W | 73,302 |
|------------------------|---------|--------|

## 1988 (7-9)

*Coach Joe Gibbs*

|                                   |         |        |
|-----------------------------------|---------|--------|
| 9/5...at NY Giants (M).....       | 20-27 L | 76,417 |
| 9/11...vs. Pittsburgh.....        | 30-29 W | 54,083 |
| 9/18...vs. Philadelphia.....      | 17-10 W | 53,920 |
| 9/25...at Phoenix.....            | 21-30 L | 61,973 |
| 10/2...vs. NY Giants.....         | 23-24 L | 54,601 |
| 10/9...at Dallas.....             | 35-17 W | 63,325 |
| 10/16...vs. Phoenix.....          | 33-17 W | 54,402 |
| 10/23...at Green Bay.....         | 20-17 W | 51,787 |
| 10/30...at Houston.....           | 17-41 L | 48,781 |
| 11/6...vs. New Orleans.....       | 27-24 W | 54,183 |
| 11/13...vs. Chicago.....          | 14-34 L | 52,418 |
| 11/21...at San Francisco (M)..... | 21-37 L | 59,268 |
| 11/27...vs. Cleveland.....        | 13-17 L | 51,604 |
| 12/4...at Philadelphia.....       | 20-19 W | 65,947 |
| 12/11...vs. Dallas.....           | 17-24 L | 51,526 |

|                                |              |        |
|--------------------------------|--------------|--------|
| 12/17...at Cincinnati (S)..... | 17-20 (OT) L | 52,157 |
|--------------------------------|--------------|--------|

## 1989 (10-6)

*Coach Joe Gibbs*

|                               |         |        |
|-------------------------------|---------|--------|
| 9/11...vs. NY Giants (M)..... | 24-27 L | 54,160 |
| 9/17...vs. Philadelphia.....  | 37-42 L | 53,493 |
| 9/24...at Dallas.....         | 30-7 W  | 63,200 |
| 10/1...at New Orleans.....    | 16-14 W | 64,358 |
| 10/8...vs. Phoenix.....       | 30-28 W | 53,335 |
| 10/15...at NY Giants.....     | 17-20 L | 76,245 |
| 10/22...vs. Tampa Bay.....    | 32-28 W | 53,862 |
| 10/29...at LA Raiders.....    | 24-37 L | 52,781 |
| 11/5...vs. Dallas.....        | 3-13 L  | 53,187 |
| 11/12...at Philadelphia.....  | 10-3 W  | 65,443 |
| 11/20...vs. Denver (M).....   | 10-14 L | 52,975 |
| 11/26...vs. Chicago.....      | 38-14 W | 50,044 |
| 12/3...at Phoenix.....        | 29-10 W | 38,870 |
| 12/10...vs. San Diego.....    | 26-21 W | 47,893 |
| 12/17...at Atlanta.....       | 31-30 W | 37,501 |
| 12/23...at Seattle (S).....   | 29-0 W  | 60,294 |

## 1990 (10-6)

*Coach Joe Gibbs*

|                                  |              |        |
|----------------------------------|--------------|--------|
| 9/9...vs. Phoenix.....           | 31-0 W       | 52,649 |
| 9/16...at San Francisco.....     | 13-26 L      | 64,287 |
| 9/23...vs. Dallas.....           | 19-15 W      | 53,804 |
| 9/30...at Phoenix.....           | 38-10 W      | 49,303 |
| 10/14...vs. NY Giants.....       | 20-24 L      | 54,737 |
| 10/21...vs. Philadelphia.....    | 13-7 W       | 53,567 |
| 10/28...at NY Giants.....        | 10-21 L      | 75,321 |
| 11/4...at Detroit.....           | 41-38 (OT) W | 69,326 |
| 11/12...at Philadelphia (M)..... | 14-28 L      | 65,857 |
| 11/18...vs. New Orleans.....     | 31-17 W      | 52,573 |
| 11/22...at Dallas (H).....       | 17-27 L      | 60,355 |
| 12/2...vs. Miami.....            | 42-20 W      | 53,599 |
| 12/9...vs. Chicago.....          | 10-9 W       | 53,920 |
| 12/15...at New England (S).....  | 25-10 W      | 22,286 |
| 12/22...at Indianapolis (S)..... | 28-35 L      | 58,173 |
| 12/30...vs. Buffalo.....         | 29-14 W      | 52,397 |

### Playoffs

|                                  |         |        |
|----------------------------------|---------|--------|
| 1/5...at Philadelphia (S).....   | 20-6 W  | 65,287 |
| 1/12...at San Francisco (S)..... | 10-28 L | 65,292 |

## 1991 (14-2)

*Coach Joe Gibbs*

|                                  |              |        |
|----------------------------------|--------------|--------|
| 9/1...vs. Detroit.....           | 45-0 W       | 52,958 |
| 9/9...at Dallas (M).....         | 33-31 W      | 63,025 |
| 9/15...vs. Phoenix.....          | 34-0 W       | 54,662 |
| 9/22...at Cincinnati.....        | 34-27 W      | 52,038 |
| 9/30...vs. Philadelphia (M)..... | 23-0 W       | 55,198 |
| 10/6...at Chicago.....           | 20-7 W       | 64,941 |
| 10/13...vs. Cleveland.....       | 42-17 W      | 54,715 |
| 10/27...at NY Giants.....        | 17-13 W      | 76,627 |
| 11/3...vs. Houston.....          | 16-13 (OT) W | 55,096 |
| 11/10...vs. Atlanta.....         | 56-17 W      | 52,461 |
| 11/17...at Pittsburgh.....       | 41-14 W      | 56,813 |
| 11/24...vs. Dallas.....          | 21-24 L      | 55,561 |
| 12/1...at LA Rams.....           | 27-6 W       | 55,027 |
| 12/8...at Phoenix.....           | 20-14 W      | 48,373 |
| 12/15...vs. NY Giants.....       | 34-17 W      | 54,722 |
| 12/22...at Philadelphia.....     | 22-24 L      | 58,988 |

### Playoffs

|                            |         |        |
|----------------------------|---------|--------|
| 1/4...vs. Atlanta (S)..... | 24-7 W  | 55,181 |
| 1/12...vs. Detroit.....    | 41-10 W | 55,585 |

### Super Bowl XXVI (Metrodome, Minneapolis)

|                         |         |        |
|-------------------------|---------|--------|
| 1/26...vs. Buffalo..... | 37-24 W | 63,130 |
|-------------------------|---------|--------|

## 1992 (9-7)

*Coach Joe Gibbs*

|                             |         |        |
|-----------------------------|---------|--------|
| 9/7...at Dallas (M).....    | 10-23 L | 63,538 |
| 9/13...vs. Atlanta.....     | 24-17 W | 54,343 |
| 9/20...vs. Detroit.....     | 13-10 W | 55,818 |
| 10/4...at Phoenix.....      | 24-27 L | 34,488 |
| 10/12...vs. Denver (M)..... | 34-3 W  | 56,371 |

|                                 |         |        |
|---------------------------------|---------|--------|
| 10/18...vs. Philadelphia.....   | 16-12 W | 56,380 |
| 10/25...at Minnesota.....       | 15-13 W | 59,098 |
| 11/1...vs. NY Giants.....       | 7-24 L  | 53,647 |
| 11/8...at Seattle.....          | 16-3 W  | 53,616 |
| 11/15...at Kansas City.....     | 15-35 L | 75,238 |
| 11/23...at New Orleans (M)..... | 3-20 L  | 68,591 |
| 11/29...vs. Phoenix.....        | 41-3 W  | 53,541 |
| 12/6...at NY Giants.....        | 28-10 W | 62,998 |
| 12/13...vs. Dallas.....         | 20-17 W | 56,437 |
| 12/20...at Philadelphia.....    | 13-17 L | 65,841 |
| 12/26...vs. LA Raiders (S)..... | 20-21 L | 53,032 |

### Playoffs

|                                 |         |        |
|---------------------------------|---------|--------|
| 1/2...at Minnesota (S).....     | 24-7 W  | 57,353 |
| 1/9...at San Francisco (S)..... | 13-20 L | 64,991 |

## 1993 (4-12)

*Coach Richie Petitbon*

|                                |         |        |
|--------------------------------|---------|--------|
| 9/6...vs. Dallas (M).....      | 35-16 W | 56,345 |
| 9/12...vs. Phoenix.....        | 10-17 L | 53,525 |
| 9/19...at Philadelphia.....    | 31-34 L | 65,435 |
| 10/4...at Miami (M).....       | 10-17 L | 68,568 |
| 10/10...vs. NY Giants.....     | 7-41 L  | 53,715 |
| 10/17...at Phoenix.....        | 6-36 L  | 48,143 |
| 11/1...at Buffalo (M).....     | 10-24 L | 79,106 |
| 11/7...vs. Indianapolis.....   | 30-24 W | 50,523 |
| 11/14...at NY Giants.....      | 6-20 L  | 76,606 |
| 11/21...at LA Rams.....        | 6-10 L  | 45,546 |
| 11/28...vs. Philadelphia.....  | 14-17 L | 46,663 |
| 12/5...at Tampa Bay.....       | 23-17 W | 49,035 |
| 12/11...vs. NY Jets (S).....   | 0-3 L   | 47,970 |
| 12/19...vs. Atlanta.....       | 30-17 W | 50,192 |
| 12/26...at Dallas.....         | 3-38 L  | 64,497 |
| 12/31...vs. Minnesota (F)..... | 9-14 L  | 42,836 |

## 1994 (3-13)

*Coach Norv Turner*

|                               |              |        |
|-------------------------------|--------------|--------|
| 9/4...vs. Seattle.....        | 7-28 L       | 52,930 |
| 9/11...at New Orleans.....    | 38-24 W      | 58,049 |
| 9/18...at NY Giants.....      | 23-31 L      | 77,298 |
| 9/25...vs. Atlanta.....       | 20-27 L      | 53,238 |
| 10/2...vs. Dallas.....        | 7-34 L       | 55,394 |
| 10/9...at Philadelphia.....   | 17-21 L      | 63,947 |
| 10/16...vs. Arizona.....      | 16-19 (OT) L | 50,019 |
| 10/23...at Indianapolis.....  | 41-27 W      | 57,879 |
| 10/30...vs. Philadelphia..... | 29-31 L      | 53,530 |
| 11/6...vs. San Francisco..... | 22-37 L      | 54,335 |
| 11/20...at Dallas.....        | 7-31 L       | 64,644 |
| 11/27...vs. NY Giants.....    | 19-21 L      | 43,384 |
| 12/4...at Tampa Bay.....      | 21-26 L      | 45,121 |
| 12/11...at Arizona.....       | 15-17 L      | 53,790 |
| 12/18...vs. Tampa Bay.....    | 14-17 L      | 47,315 |
| 12/24...at LA Rams (S).....   | 24-21 W      | 25,705 |

## 1995 (6-10)

*Coach Norv Turner*

|                               |              |        |
|-------------------------------|--------------|--------|
| 9/3...vs. Arizona.....        | 27-7 W       | 52,731 |
| 9/10...vs. Oakland.....       | 8-20 L       | 54,548 |
| 9/17...at Denver.....         | 31-38 L      | 71,930 |
| 9/24...at Tampa Bay.....      | 6-14 L       | 49,234 |
| 10/1...vs. Dallas.....        | 27-23 W      | 55,489 |
| 10/8...at Philadelphia.....   | 34-37 (OT) L | 65,498 |
| 10/15...at Arizona.....       | 20-24 L      | 42,370 |
| 10/22...vs. Detroit.....      | 36-30 (OT) W | 52,332 |
| 10/29...vs. NY Giants.....    | 15-24 L      | 53,310 |
| 11/5...at Kansas City.....    | 3-24 L       | 77,821 |
| 11/19...vs. Seattle.....      | 20-27 L      | 51,298 |
| 11/26...vs. Philadelphia..... | 7-14 L       | 50,539 |
| 12/3...at Dallas.....         | 24-17 W      | 64,866 |
| 12/10...at NY Giants.....     | 13-20 L      | 48,247 |
| 12/17...at St. Louis.....     | 35-23 W      | 63,760 |
| 12/24...vs. Carolina.....     | 20-17 W      | 42,903 |

## 1996 (9-7)

*Coach Norv Turner*

|                             |         |        |
|-----------------------------|---------|--------|
| 9/1...vs. Philadelphia..... | 14-17 L | 53,415 |
|-----------------------------|---------|--------|

# YEARLY RESULTS

|                                  |                   |        |
|----------------------------------|-------------------|--------|
| 9/8.....vs. Chicago.....         | 10-3 W.....       | 52,711 |
| 9/15.....at NY Giants.....       | 31-10 W.....      | 71,693 |
| 9/22.....at St. Louis.....       | 17-10 W.....      | 62,303 |
| 9/29.....vs. NY Jets.....        | 31-16 W.....      | 52,068 |
| 10/13.....at New England.....    | 27-22 W.....      | 59,638 |
| 10/20.....vs. NY Giants.....     | 31-21 W.....      | 52,638 |
| 10/27.....vs. Indianapolis.....  | 31-16 W.....      | 54,254 |
| 11/3.....at Buffalo.....         | 13-38 L.....      | 78,002 |
| 11/10.....vs. Arizona.....       | 34-37 [OT] L..... | 51,929 |
| 11/17.....at Philadelphia.....   | 26-21 W.....      | 66,834 |
| 11/24.....vs. San Francisco..... | 16-19 [OT] L..... | 54,255 |
| 11/28.....at Dallas [H].....     | 10-21 L.....      | 64,955 |
| 12/8.....at Tampa Bay.....       | 10-24 L.....      | 44,733 |
| 12/15.....at Arizona.....        | 26-27 L.....      | 34,260 |
| 12/22.....vs. Dallas.....        | 37-10 W.....      | 65,454 |

## 1997 (8-7-1)

### Coach Norv Turner

|                                 |                   |        |
|---------------------------------|-------------------|--------|
| 8/31.....at Carolina.....       | 24-10 W.....      | 72,633 |
| 9/7.....at Pittsburgh.....      | 13-14 L.....      | 58,059 |
| 9/14.....vs. Arizona.....       | 19-13 [OT] W..... | 78,270 |
| 9/28.....vs. Jacksonville.....  | 24-13 W.....      | 74,421 |
| 10/5.....at Philadelphia.....   | 10-24 L.....      | 67,008 |
| 10/13.....vs. Dallas [M].....   | 21-16 W.....      | 76,159 |
| 10/19.....at Tennessee.....     | 14-28 L.....      | 31,042 |
| 10/26.....vs. Baltimore.....    | 17-20 L.....      | 75,067 |
| 11/2.....at Chicago.....        | 31-8 W.....       | 53,032 |
| 11/9.....vs. Detroit.....       | 30-7 W.....       | 75,261 |
| 11/16.....at Dallas.....        | 14-17 L.....      | 75,261 |
| 11/23.....vs. NY Giants.....    | 7-7 [OT] T.....   | 75,703 |
| 11/30.....vs. St. Louis.....    | 20-23 L.....      | 74,772 |
| 12/7.....at Arizona.....        | 38-28 W.....      | 41,537 |
| 12/13.....at NY Giants [S]..... | 10-30 L.....      | 77,571 |
| 12/21.....vs. Philadelphia..... | 35-32 W.....      | 75,939 |

## 1998 (6-10)

### Coach Norv Turner

|                                     |              |        |
|-------------------------------------|--------------|--------|
| 9/6.....at NY Giants.....           | 24-31 L..... | 76,629 |
| 9/14.....vs. San Francisco [M]..... | 10-45 L..... | 76,798 |
| 9/20.....at Seattle.....            | 14-24 L..... | 63,336 |
| 9/27.....vs. Denver.....            | 16-38 L..... | 71,880 |
| 10/4.....vs. Dallas.....            | 10-31 L..... | 72,284 |
| 10/11.....at Philadelphia.....      | 12-17 L..... | 66,183 |
| 10/18.....at Minnesota.....         | 7-41 L.....  | 64,004 |
| 11/1.....vs. NY Giants.....         | 21-14 W..... | 67,976 |
| 11/8.....at Arizona.....            | 27-29 L..... | 43,159 |
| 11/15.....vs. Philadelphia.....     | 28-3 W.....  | 67,704 |
| 11/22.....vs. Arizona.....          | 42-45 L..... | 66,435 |
| 11/29.....at Oakland.....           | 29-19 W..... | 41,409 |
| 12/6.....vs. San Diego.....         | 24-20 W..... | 65,713 |
| 12/13.....at Carolina.....          | 28-25 W..... | 46,940 |
| 12/19.....vs. Tampa Bay [S].....    | 20-16 W..... | 66,309 |
| 12/27.....at Dallas.....            | 7-23 L.....  | 63,565 |

## 1999 (10-6)

### Coach Norv Turner

|                                 |                   |        |
|---------------------------------|-------------------|--------|
| 9/12.....vs. Dallas.....        | 35-41 [OT] L..... | 79,237 |
| 9/19.....at NY Giants.....      | 50-21 W.....      | 77,622 |
| 9/26.....at NY Jets.....        | 27-20 W.....      | 78,161 |
| 10/3.....vs. Carolina.....      | 38-36 W.....      | 76,831 |
| 10/17.....at Arizona.....       | 24-10 W.....      | 55,893 |
| 10/24.....at Dallas.....        | 20-38 L.....      | 64,377 |
| 10/31.....vs. Chicago.....      | 48-22 W.....      | 77,621 |
| 11/7.....vs. Buffalo.....       | 17-34 L.....      | 78,721 |
| 11/14.....at Philadelphia.....  | 28-35 L.....      | 66,591 |
| 11/21.....vs. NY Giants.....    | 23-13 W.....      | 78,641 |
| 11/28.....vs. Philadelphia..... | 20-17 [OT] W..... | 74,741 |
| 12/5.....at Detroit.....        | 17-33 L.....      | 77,693 |
| 12/12.....vs. Arizona.....      | 28-3 W.....       | 75,851 |
| 12/19.....at Indianapolis.....  | 21-24 L.....      | 57,013 |
| 12/26.....at San Francisco..... | 26-20 [OT] W..... | 68,329 |
| 1/2.....vs. Miami.....          | 21-10 W.....      | 78,106 |

### Playoffs

|                                |              |        |
|--------------------------------|--------------|--------|
| 1/8.....vs. Detroit [S].....   | 27-13 W..... | 79,411 |
| 1/15.....at Tampa Bay [S]..... | 13-14 L..... | 65,835 |

## 2000 (8-8)

### Coaches Norv Turner (13) & Terry Robiskie (3)

|                                  |                   |        |
|----------------------------------|-------------------|--------|
| 9/3.....vs. Carolina.....        | 20-17 W.....      | 80,257 |
| 9/10.....at Detroit.....         | 10-15 L.....      | 74,159 |
| 9/18.....vs. Dallas [M].....     | 21-27 L.....      | 84,431 |
| 9/24.....at NY Giants.....       | 16-6 W.....       | 78,216 |
| 10/1.....vs. Tampa Bay.....      | 20-17 [OT] W..... | 83,532 |
| 10/8.....at Philadelphia.....    | 17-14 W.....      | 65,491 |
| 10/15.....vs. Baltimore.....     | 10-3 W.....       | 83,252 |
| 10/22.....at Jacksonville.....   | 35-16 W.....      | 69,061 |
| 10/30.....vs. Tennessee [M]..... | 21-27 L.....      | 83,472 |
| 11/5.....at Arizona.....         | 15-16 L.....      | 44,723 |
| 11/20.....at St. Louis [M].....  | 33-20 W.....      | 66,087 |
| 11/26.....vs. Philadelphia.....  | 20-23 L.....      | 83,284 |
| 12/3.....vs. NY Giants.....      | 7-9 L.....        | 83,485 |
| 12/10.....at Dallas.....         | 13-32 L.....      | 58,183 |
| 12/16.....at Pittsburgh [S]..... | 3-24 L.....       | 65,711 |
| 12/24.....vs. Arizona.....       | 20-3 W.....       | 63,467 |

## 2001 (8-8)

### Coach Marty Schottenheimer

|                                 |                   |        |
|---------------------------------|-------------------|--------|
| 9/9.....at San Diego.....       | 3-30 L.....       | 60,629 |
| 9/24.....at Green Bay [M].....  | 0-37 L.....       | 59,771 |
| 9/30.....vs. Kansas City.....   | 13-45 L.....      | 76,573 |
| 10/7.....at NY Giants.....      | 9-23 L.....       | 78,651 |
| 10/15.....at Dallas [M].....    | 7-9 L.....        | 63,941 |
| 10/21.....vs. Carolina.....     | 17-14 [OT] W..... | 74,480 |
| 10/28.....vs. NY Giants.....    | 35-21 W.....      | 80,316 |
| 11/4.....vs. Seattle.....       | 27-14 W.....      | 82,352 |
| 11/18.....at Denver.....        | 17-10 W.....      | 74,622 |
| 11/25.....at Philadelphia.....  | 13-20 W.....      | 65,666 |
| 12/2.....vs. Dallas.....        | 14-20 L.....      | 85,112 |
| 12/9.....at Arizona.....        | 20-10 W.....      | 40,056 |
| 12/16.....vs. Philadelphia..... | 6-20 L.....       | 84,936 |
| 12/23.....vs. Chicago.....      | 15-20 L.....      | 78,884 |
| 12/30.....at New Orleans.....   | 40-10 W.....      | 70,020 |
| 1/6.....vs. Arizona.....        | 20-17 W.....      | 61,721 |

## 2002 (7-9)

### Coach Steve Spurrier

|                                    |              |        |
|------------------------------------|--------------|--------|
| 9/8.....vs. Arizona.....           | 31-23 W..... | 85,140 |
| 9/16.....vs. Philadelphia [M]..... | 7-37 L.....  | 84,982 |
| 9/22.....at San Francisco.....     | 10-20 L..... | 67,541 |
| 10/6.....at Tennessee.....         | 31-14 W..... | 68,804 |
| 10/13.....vs. New Orleans.....     | 27-43 L..... | 80,768 |
| 10/20.....at Green Bay.....        | 9-30 L.....  | 63,363 |
| 10/27.....vs. Indianapolis.....    | 26-21 W..... | 80,169 |
| 11/3.....vs. at Seattle.....       | 14-3 W.....  | 64,325 |
| 11/10.....at Jacksonville.....     | 7-26 L.....  | 66,665 |
| 11/17.....at NY Giants.....        | 17-19 L..... | 78,727 |
| 11/24.....vs. St. Louis.....       | 20-17 W..... | 79,823 |
| 11/28.....at Dallas [H].....       | 20-27 L..... | 63,606 |
| 12/8.....vs. NY Giants.....        | 21-27 L..... | 78,635 |
| 12/15.....at Philadelphia.....     | 21-34 L..... | 65,615 |
| 12/22.....vs. Houston.....         | 26-10 W..... | 70,291 |
| 12/29.....vs. Dallas.....          | 20-14 W..... | 84,142 |

## 2003 (5-11)

### Coach Steve Spurrier

|                                |                   |        |
|--------------------------------|-------------------|--------|
| 9/4.....vs. NY Jets [H].....   | 16-13 W.....      | 85,420 |
| 9/14.....at Atlanta.....       | 33-31 W.....      | 70,241 |
| 9/21.....vs. NY Giants.....    | 21-24 [OT] L..... | 84,856 |
| 9/28.....vs. New England.....  | 20-17 W.....      | 83,632 |
| 10/5.....at Philadelphia.....  | 25-27 L.....      | 67,792 |
| 10/12.....vs. Tampa Bay.....   | 13-35 L.....      | 85,490 |
| 10/19.....at Buffalo.....      | 7-24 L.....       | 73,149 |
| 11/2.....vs. at Dallas.....    | 14-21 L.....      | 64,002 |
| 11/9.....vs. Seattle.....      | 27-20 W.....      | 80,728 |
| 11/16.....at Carolina.....     | 17-20 L.....      | 73,263 |
| 11/23.....at Miami.....        | 23-24 L.....      | 73,578 |
| 11/30.....vs. New Orleans..... | 20-24 W.....      | 76,821 |
| 12/7.....at NY Giants.....     | 20-7 W.....       | 78,217 |
| 12/14.....vs. Dallas.....      | 0-27 L.....       | 70,284 |
| 12/21.....at Chicago.....      | 24-27 L.....      | 61,719 |

|                                     |             |        |
|-------------------------------------|-------------|--------|
| 12/27.....vs. Philadelphia [S]..... | 7-31 L..... | 76,766 |
|-------------------------------------|-------------|--------|

## 2004 (6-10)

### Coach Joe Gibbs

|                                     |              |        |
|-------------------------------------|--------------|--------|
| 9/12.....vs. Tampa Bay.....         | 16-10 W..... | 90,098 |
| 9/19.....at NY Giants.....          | 14-20 L..... | 78,767 |
| 9/27.....vs. Dallas [M].....        | 18-21 L..... | 90,367 |
| 10/3.....at Cleveland.....          | 13-17 L..... | 73,348 |
| 10/10.....vs. Baltimore.....        | 10-17 L..... | 90,287 |
| 10/17.....at Chicago.....           | 13-10 W..... | 61,945 |
| 10/31.....vs. Green Bay.....        | 14-28 L..... | 89,295 |
| 11/7.....at Detroit.....            | 17-10 W..... | 62,657 |
| 11/14.....vs. Cincinnati.....       | 10-17 L..... | 87,786 |
| 11/21.....at Philadelphia.....      | 6-28 L.....  | 67,720 |
| 11/28.....at Pittsburgh.....        | 7-16 L.....  | 63,707 |
| 12/5.....vs. NY Giants.....         | 31-7 W.....  | 87,872 |
| 12/12.....vs. Philadelphia.....     | 14-17 L..... | 90,089 |
| 12/18.....at San Francisco [S]..... | 26-16 W..... | 65,710 |
| 12/26.....at Dallas.....            | 10-13 L..... | 63,705 |
| 1/2.....vs. Minnesota.....          | 21-18 W..... | 76,876 |

## 2005 (10-6)

### Coach Joe Gibbs

|                                  |                   |        |
|----------------------------------|-------------------|--------|
| 9/11.....vs. Chicago.....        | 9-7 W.....        | 90,138 |
| 9/19.....at Dallas [M].....      | 14-13 W.....      | 65,207 |
| 10/2.....vs. Seattle.....        | 20-17 [OT] W..... | 90,215 |
| 10/9.....at Denver.....          | 19-21 L.....      | 75,880 |
| 10/16.....at Kansas City.....    | 21-28 L.....      | 78,083 |
| 10/23.....vs. San Francisco..... | 52-17 W.....      | 90,224 |
| 10/30.....at NY Giants.....      | 0-36 L.....       | 78,630 |
| 11/6.....vs. Philadelphia.....   | 17-10 W.....      | 90,298 |
| 11/13.....at Tampa Bay.....      | 35-36 L.....      | 65,421 |
| 11/20.....vs. Oakland.....       | 13-16 L.....      | 90,129 |
| 11/27.....vs. San Diego.....     | 17-23 [OT] L..... | 84,930 |
| 12/4.....at St. Louis.....       | 24-9 W.....       | 65,701 |
| 12/11.....at Arizona.....        | 17-13 W.....      | 46,654 |
| 12/18.....vs. Dallas.....        | 35-7 W.....       | 90,588 |
| 12/24.....vs. NY Giants [S]..... | 35-20 W.....      | 90,477 |
| 1/1.....at Philadelphia.....     | 31-20 W.....      | 87,700 |

### Playoffs

|                               |              |        |
|-------------------------------|--------------|--------|
| 1/7.....at Tampa Bay [S]..... | 17-10 W..... | 65,514 |
| 1/14.....at Seattle [S].....  | 10-20 L..... | 67,551 |

## 2006 (5-11)

### Coach Joe Gibbs

|                                  |                   |        |
|----------------------------------|-------------------|--------|
| 9/11.....vs. Minnesota [M].....  | 16-19 L.....      | 90,608 |
| 9/17.....at Dallas.....          | 10-27 L.....      | 63,152 |
| 9/24.....at Houston.....         | 31-15 W.....      | 70,069 |
| 10/1.....vs. Jacksonville.....   | 36-30 [OT] W..... | 89,450 |
| 10/8.....at NY Giants.....       | 3-19 L.....       | 78,653 |
| 10/15.....vs. Tennessee.....     | 22-25 L.....      | 88,550 |
| 10/22.....at Indianapolis.....   | 22-36 L.....      | 57,274 |
| 11/5.....vs. Dallas.....         | 22-19 W.....      | 90,250 |
| 11/12.....at Philadelphia.....   | 3-27 L.....       | 65,699 |
| 11/19.....at Tampa Bay.....      | 17-20 L.....      | 69,143 |
| 11/26.....vs. Carolina.....      | 17-13 W.....      | 85,450 |
| 12/3.....vs. Atlanta.....        | 14-24 L.....      | 86,436 |
| 12/10.....vs. Philadelphia.....  | 19-21 L.....      | 84,164 |
| 12/17.....at New Orleans.....    | 16-10 W.....      | 69,052 |
| 12/24.....at St. Louis.....      | 31-37 [OT] L..... | 62,324 |
| 12/30.....vs. NY Giants [S]..... | 28-34 L.....      | 86,141 |

## 2007 (9-7)

### Coach Joe Gibbs

|                                   |                   |        |
|-----------------------------------|-------------------|--------|
| 9/9.....vs. Miami.....            | 16-13 [OT] W..... | 90,163 |
| 9/17.....at Philadelphia [M]..... | 20-12 W.....      | 67,726 |
| 9/23.....vs. NY Giants.....       | 17-24 L.....      | 90,803 |
| 10/3.....vs. Detroit.....         | 34-3 W.....       | 88,944 |
| 10/14.....at Green Bay.....       | 14-17 L.....      | 70,761 |
| 10/21.....vs. Arizona.....        | 21-19 W.....      | 85,640 |
| 10/28.....at New England.....     | 7-52 L.....       | 68,756 |
| 11/4.....at NY Jets.....          | 23-20 [OT] W..... | 90,663 |
| 11/11.....vs. Philadelphia.....   | 25-33 L.....      | 76,218 |
| 11/18.....at Dallas.....          | 23-28 L.....      | 63,706 |
| 11/25.....at Tampa Bay.....       | 13-19 L.....      | 65,596 |

# YEARLY RESULTS

|       |                      |         |        |
|-------|----------------------|---------|--------|
| 12/2  | .....vs. Buffalo     | 16-17 L | 85,831 |
| 12/6  | .....vs. Chicago [H] | 24-16 W | 82,213 |
| 12/16 | .....at NY Giants    | 22-10 W | 77,899 |
| 12/23 | .....at Minnesota    | 32-21 W | 63,634 |
| 12/30 | .....vs. Dallas      | 27-6 W  | 90,910 |

## Playoffs

|     |                     |         |        |
|-----|---------------------|---------|--------|
| 1/5 | .....at Seattle [S] | 14-35 L | 68,297 |
|-----|---------------------|---------|--------|

## 2008 (8-8)

### Coach Jim Zorn

|       |                         |         |        |
|-------|-------------------------|---------|--------|
| 9/4   | .....at NY Giants [H]   | 7-16 L  | 79,742 |
| 9/14  | .....vs. New Orleans    | 29-24 W | 88,246 |
| 9/21  | .....vs. Arizona        | 24-17 W | 90,060 |
| 9/28  | .....at Dallas          | 26-24 W | 63,462 |
| 10/5  | .....at Philadelphia    | 23-17 W | 69,144 |
| 10/12 | .....vs. St. Louis      | 17-19 L | 90,376 |
| 10/19 | .....vs. Cleveland      | 14-11 W | 90,487 |
| 10/26 | ...at Detroit           | 25-17 W | 54,312 |
| 11/3  | .....vs. Pittsburgh [M] | 6-23 L  | 90,512 |
| 11/16 | .....vs. Dallas         | 10-14 L | 90,830 |
| 11/23 | ...at Seattle           | 20-17 W | 67,771 |
| 11/30 | .....vs. NY Giants      | 7-23 L  | 85,912 |
| 12/7  | ...at Baltimore         | 10-24 L | 71,438 |
| 12/14 | ...at Cincinnati        | 13-20 L | 63,996 |
| 12/21 | .....vs. Philadelphia   | 10-3 W  | 82,412 |
| 12/28 | ...at San Francisco     | 24-27 L | 67,519 |

## 2009 (4-12)

### Coach Jim Zorn

|       |                           |              |        |
|-------|---------------------------|--------------|--------|
| 9/13  | .....at NY Giants         | 17-23 L      | 78,206 |
| 9/20  | .....vs. St. Louis        | 9-7 W        | 87,780 |
| 9/27  | ...at Detroit             | 14-19 L      | 80,896 |
| 10/4  | .....vs. Tampa Bay        | 16-13 W      | 66,412 |
| 10/11 | ...at Carolina            | 17-20 L      | 73,487 |
| 10/18 | .....vs. Kansas City      | 6-14 L       | 79,572 |
| 10/26 | .....vs. Philadelphia [M] | 17-27 L      | 88,241 |
| 11/8  | ...at Atlanta             | 17-31 L      | 67,982 |
| 11/15 | .....vs. Denver           | 27-17 W      | 85,247 |
| 11/22 | .....at Dallas            | 6-7 L        | 85,277 |
| 11/29 | ...at Philadelphia        | 24-27 L      | 69,144 |
| 12/6  | .....vs. New Orleans      | 30-33 [OT] L | 84,520 |
| 12/13 | ...at Oakland             | 34-13 W      | 44,506 |
| 12/21 | .....vs. NY Giants [M]    | 12-45 L      | 78,359 |
| 12/27 | .....vs. Dallas           | 0-17 L       | 88,221 |
| 1/3   | .....at San Diego         | 20-23 L      | 67,554 |

## 2010 (6-10)

### Coach Mike Shanahan

|       |                           |              |        |
|-------|---------------------------|--------------|--------|
| 9/12  | .....vs. Dallas           | 13-7 W       | 90,670 |
| 9/19  | .....vs. Houston          | 27-30 [OT] L | 88,240 |
| 9/26  | .....at St. Louis         | 16-30 L      | 52,370 |
| 10/3  | ...at Philadelphia        | 17-12 W      | 69,144 |
| 10/10 | .....vs. Green Bay        | 16-13 [OT] W | 87,760 |
| 10/17 | .....vs. Indianapolis     | 24-27 L      | 87,883 |
| 10/24 | .....at Chicago           | 17-14 W      | 82,155 |
| 10/31 | ...at Detroit             | 25-37 L      | 46,329 |
| 11/15 | .....vs. Philadelphia [M] | 28-59 L      | 84,912 |
| 11/21 | ...at Tennessee           | 19-16 [OT] W | 69,143 |
| 11/28 | .....vs. Minnesota        | 13-17 L      | 83,602 |
| 12/5  | .....at NY Giants         | 7-31 L       | 78,861 |
| 12/12 | .....vs. Tampa Bay        | 16-17 L      | 66,124 |
| 12/19 | .....at Dallas            | 30-33 L      | 86,904 |
| 12/26 | ...at Jacksonville        | 20-17 [OT] W | 63,470 |
| 1/2   | .....vs. NY Giants        | 14-17 L      | 76,189 |

## 2011 (5-11)

### Coach Mike Shanahan

|       |                        |         |        |
|-------|------------------------|---------|--------|
| 9/11  | .....vs. NY Giants     | 28-14 W | 80,121 |
| 9/18  | .....vs. Arizona       | 22-21 W | 76,330 |
| 9/26  | .....at Dallas [M]     | 16-18 L | 91,017 |
| 10/2  | .....at St. Louis      | 17-10 W | 56,113 |
| 10/16 | .....vs. Philadelphia  | 13-20 L | 80,447 |
| 10/23 | ...at Carolina         | 20-33 L | 73,245 |
| 10/30 | ...at Buffalo          | 0-23 L  | 51,579 |
| 11/6  | .....vs. San Francisco | 11-19 L | 78,032 |

|       |                        |              |        |
|-------|------------------------|--------------|--------|
| 11/13 | .....at Miami          | 9-20 L       | 57,007 |
| 11/20 | .....vs. Dallas        | 24-27 [OT] L | 80,122 |
| 11/27 | .....at Seattle        | 23-17 W      | 66,007 |
| 12/4  | .....vs. NY Jets       | 19-34 L      | 74,121 |
| 12/11 | .....vs. New England   | 27-34 L      | 77,825 |
| 12/18 | ...at NY Giants        | 23-10 W      | 78,861 |
| 12/24 | .....vs. Minnesota [S] | 26-33 L      | 68,370 |
| 1/1   | .....at Philadelphia   | 10-34 L      | 69,144 |

## 2012 (10-6)

### Coach Mike Shanahan

|       |                       |              |        |
|-------|-----------------------|--------------|--------|
| 9/9   | .....at New Orleans   | 40-32 W      | 72,180 |
| 9/16  | .....at St. Louis     | 28-31 L      | 53,979 |
| 9/23  | .....vs. Cincinnati   | 31-38 L      | 80,060 |
| 9/30  | ...at Tampa Bay       | 24-22 W      | 58,191 |
| 10/7  | .....vs. Atlanta      | 17-24 L      | 75,337 |
| 10/14 | .....vs. Minnesota    | 38-26 W      | 78,476 |
| 10/21 | ...at NY Giants       | 23-27 L      | 81,352 |
| 10/28 | ...at Pittsburgh      | 12-27 L      | 62,371 |
| 11/4  | .....vs. Carolina     | 13-21 L      | 79,767 |
| 11/18 | .....vs. Philadelphia | 31-6 W       | 79,327 |
| 11/22 | ...at Dallas [H]      | 38-31 W      | 90,166 |
| 12/3  | .....vs. NY Giants    | 17-16 W      | 80,246 |
| 12/9  | .....vs. Baltimore    | 31-28 [OT] W | 81,178 |
| 12/16 | ...at Cleveland       | 38-21 W      | 65,083 |
| 12/23 | ...at Philadelphia    | 27-20 W      | 69,144 |
| 12/30 | .....vs. Dallas       | 28-18 W      | 82,845 |

## Playoffs

|     |                  |         |        |
|-----|------------------|---------|--------|
| 1/6 | .....vs. Seattle | 14-24 L | 84,435 |
|-----|------------------|---------|--------|

## 2013 (3-13)

### Coach Mike Shanahan

|       |                        |              |        |
|-------|------------------------|--------------|--------|
| 9/9   | .....vs. Philadelphia  | 27-33 L      | 82,743 |
| 9/15  | .....at Green Bay      | 20-38 L      | 78,020 |
| 9/22  | .....vs. Detroit       | 20-27 L      | 80,111 |
| 9/29  | ...at Oakland          | 24-14 W      | 53,549 |
| 10/13 | ...at Dallas           | 16-31 L      | 90,239 |
| 10/20 | .....vs. Chicago       | 45-41 W      | 83,147 |
| 10/27 | ...at Denver           | 21-45 L      | 77,031 |
| 11/3  | .....vs. San Diego     | 30-24 [OT] W | 80,115 |
| 11/7  | .....at Minnesota [H]  | 27-34 L      | 64,011 |
| 11/17 | ...at Philadelphia     | 16-24 L      | 69,144 |
| 11/25 | .....vs. San Francisco | 6-27 L       | 79,773 |
| 12/1  | .....vs. NY Giants     | 17-24 L      | 52,220 |
| 12/8  | .....vs. Kansas City   | 10-45 L      | 56,247 |
| 12/15 | ...at Atlanta          | 26-27 L      | 70,069 |
| 12/22 | .....vs. Dallas        | 23-24 L      | 80,411 |
| 12/29 | ...at NY Giants        | 6-20 L       | 80,177 |

## 2014 (4-12)

### Coach Jay Gruden

|       |                           |         |        |
|-------|---------------------------|---------|--------|
| 9/7   | .....at Houston           | 6-17 L  | 71,770 |
| 9/14  | .....vs. Jacksonville     | 41-10 W | 80,037 |
| 9/21  | ...at Philadelphia        | 34-37 L | 69,596 |
| 9/25  | .....vs. NY Giants [H]    | 14-45 L | 80,573 |
| 10/6  | .....vs. Seattle [M]      | 17-27 L | 79,522 |
| 10/12 | ...at Arizona             | 20-30 L | 61,159 |
| 10/19 | .....vs. Tennessee        | 19-17 W | 75,227 |
| 10/27 | ...at Dallas [M]          | 20-17 W | 87,055 |
| 11/2  | .....at Minnesota         | 26-29 L | 52,252 |
| 11/16 | .....vs. Tampa Bay        | 7-27 L  | 77,442 |
| 11/23 | ...at San Francisco       | 13-17 L | 70,799 |
| 11/30 | ...at Indianapolis        | 27-49 L | 65,352 |
| 12/7  | .....vs. St. Louis        | 0-24 L  | 71,120 |
| 12/14 | ...at NY Giants           | 13-24 L | 77,628 |
| 12/20 | .....vs. Philadelphia [S] | 27-24 W | 78,897 |
| 12/28 | .....vs. Dallas           | 17-44 L | 80,897 |

## 2015 (9-7)

### Coach Jay Gruden

|       |                       |         |        |
|-------|-----------------------|---------|--------|
| 9/13  | .....vs. Miami        | 10-17 L | 76,512 |
| 9/20  | .....vs. St. Louis    | 24-10 W | 72,460 |
| 9/24  | ...at NY Giants [H]   | 21-32 L | 76,081 |
| 10/4  | .....vs. Philadelphia | 23-20 W | 74,767 |
| 10/11 | ...at Atlanta         | 19-25 L | 70,178 |

|       |                        |         |        |
|-------|------------------------|---------|--------|
| 10/18 | ...at NY Jets          | 20-34 L | 78,160 |
| 10/25 | .....vs. Tampa Bay     | 31-30 W | 72,912 |
| 11/8  | ...at New England      | 10-27 L | 66,829 |
| 11/15 | .....vs. New Orleans   | 47-14 W | 75,086 |
| 11/22 | ...at Carolina         | 16-44 L | 74,418 |
| 11/29 | .....vs. NY Giants     | 20-14 W | 77,367 |
| 12/7  | .....vs. Dallas [M]    | 16-19 L | 80,444 |
| 12/13 | ...at Chicago          | 24-21 W | 61,026 |
| 12/20 | .....vs. Buffalo       | 35-25 W | 80,124 |
| 12/26 | ...at Philadelphia [S] | 38-24 W | 69,596 |
| 1/3   | .....at Dallas         | 34-23 W | 90,127 |

## Playoffs

|      |                    |         |        |
|------|--------------------|---------|--------|
| 1/10 | .....vs. Green Bay | 18-35 L | 81,367 |
|------|--------------------|---------|--------|

## 2016 (8-7-1)

### Coach Jay Gruden

|       |                         |              |        |
|-------|-------------------------|--------------|--------|
| 9/12  | .....vs. Pittsburgh [M] | 38-16 L      | 79,124 |
| 9/18  | .....vs. Dallas         | 27-23 L      | 80,612 |
| 9/25  | ...at NY Giants         | 29-27 W      | 78,368 |
| 10/2  | .....vs. Cleveland      | 31-20 W      | 76,249 |
| 10/9  | ...at Baltimore         | 16-10 W      | 71,318 |
| 10/16 | .....vs. Philadelphia   | 27-20 W      | 78,934 |
| 10/23 | ...at Detroit           | 20-17 L      | 60,461 |
| 10/30 | ...at Cincinnati        | 27-27 [OT] T | 84,488 |
| 11/13 | .....vs. Minnesota      | 26-20 W      | 78,216 |
| 11/20 | .....vs. Green Bay      | 42-24 W      | 77,137 |
| 11/24 | ...at Dallas [H]        | 31-26 L      | 93,099 |
| 12/4  | ...at Arizona           | 31-23 L      | 64,939 |
| 12/11 | ...at Philadelphia      | 27-22 W      | 69,596 |
| 12/19 | .....vs. Carolina [M]   | 28-15 L      | 76,689 |
| 12/24 | ...at Chicago [S]       | 41-21 W      | 57,953 |
| 1/1   | .....vs. NY Giants      | 19-10 L      | 79,471 |

## 2017 (7-9)

### Coach Jay Gruden

|       |                        |              |        |
|-------|------------------------|--------------|--------|
| 9/10  | .....vs. Philadelphia  | 30-17 L      | 78,685 |
| 9/17  | ...at LA Rams          | 27-20 W      | 56,612 |
| 9/24  | .....vs. Oakland       | 27-10 W      | 77,123 |
| 10/2  | ...at Kansas City [M]  | 29-20 L      | 74,587 |
| 10/15 | .....vs. San Francisco | 28-24 W      | 75,568 |
| 10/23 | ...at Philadelphia [M] | 34-24 L      | 69,596 |
| 10/29 | .....vs. Dallas        | 33-19 L      | 78,428 |
| 11/5  | ...at Seattle          | 17-14 W      | 68,927 |
| 11/12 | .....vs. Minnesota     | 38-30 W      | 74,746 |
| 11/19 | .....vs. New Orleans   | 34-31 [OT] L | 73,138 |
| 11/23 | .....vs. NY Giants [H] | 20-10 W      | 73,210 |
| 11/30 | ...at Dallas [H]       | 38-14 L      | 91,712 |
| 12/10 | ...at LA Chargers      | 30-13 L      | 25,393 |
| 12/17 | .....vs. Arizona       | 20-15 W      | 71,026 |
| 12/24 | .....vs. Denver        | 27-11 W      | 72,889 |
| 12/31 | ...at NY Giants        | 18-10 L      | 76,269 |

## 2018 (7-9)

### Coach Jay Gruden

|       |                        |         |        |
|-------|------------------------|---------|--------|
| 9/9   | .....at Arizona        | 24-6 W  | 61,613 |
| 9/16  | .....vs. Indianapolis  | 21-9 L  | 57,013 |
| 9/23  | .....vs. Green Bay     | 31-17 W | 59,827 |
| 10/8  | ...at New Orleans [M]  | 43-19 L | 73,028 |
| 10/14 | .....vs. Carolina      | 23-17 W | 60,482 |
| 10/21 | .....vs. Dallas        | 20-17 W | 66,301 |
| 10/28 | ...at NY Giants        | 20-13 W | 77,537 |
| 11/4  | .....vs. Atlanta       | 38-14 L | 62,386 |
| 11/11 | ...at Tampa Bay        | 16-3 W  | 52,667 |
| 11/18 | .....vs. Houston       | 23-21 L | 61,593 |
| 11/22 | ...at Dallas [H]       | 31-23 L | 92,076 |
| 12/3  | ...at Philadelphia [M] | 28-13 L | 69,696 |
| 12/9  | .....vs. NY Giants     | 40-16 L | 57,437 |
| 12/16 | ...at Jacksonville     | 16-13 W | 67,577 |
| 12/22 | .....vs. Tennessee [S] | 25-16 L | 60,746 |
| 12/30 | .....vs. Philadelphia  | 24-0 L  | 63,188 |

# YEARLY RESULTS

## 2019 (3-13)

*Coaches Jay Gruden (5) & Bill Callahan (11)*

|                                  |                   |        |
|----------------------------------|-------------------|--------|
| 9/8.....at Philadelphia.....     | 27-32 L.....      | 69,896 |
| 9/15.....vs. Dallas.....         | 21-31 L.....      | 75,128 |
| 9/23.....vs. Chicago (M).....    | 15-31 L.....      | 67,327 |
| 9/29.....at NY Giants.....       | 3-24 L.....       | 74,149 |
| 10/6.....vs. New England.....    | 7-33 L.....       | 76,483 |
| 10/13.....at Miami.....          | 17-16 W.....      | 59,808 |
| 10/20.....vs. San Francisco..... | 0-9 L.....        | 61,459 |
| 10/24.....at Minnesota (T).....  | 9-19 L.....       | 66,776 |
| 11/3.....at Buffalo.....         | 9-24 L.....       | 67,885 |
| 11/17.....vs. NY Jets.....       | 17-34 L.....      | 56,426 |
| 11/24.....vs. Detroit.....       | 19-16 W.....      | 57,754 |
| 12/1.....at Carolina.....        | 29-21 W.....      | 71,504 |
| 12/8.....at Green Bay.....       | 15-20 L.....      | 77,296 |
| 12/15.....vs. Philadelphia.....  | 27-97 L.....      | 63,246 |
| 12/22.....vs. NY Giants.....     | 35-41 (OT) L..... | 66,083 |
| 12/29.....at Dallas.....         | 16-47 L.....      | 90,560 |

# YEARLY STATISTICAL RANKINGS

| Year | Teams | OFFENSE |     |      |      | DEFENSE |     |      |      | SPECIAL TEAMS |         |         |         | TURNOVER |
|------|-------|---------|-----|------|------|---------|-----|------|------|---------------|---------|---------|---------|----------|
|      |       | Total   | Run | Pass | Pts. | Total   | Run | Pass | Pts. | KR Avg.       | PR Avg. | KR Cov. | PR Cov. | RATIO    |
| 2019 | 32    | 31      | 22  | 32   | 32   | 27      | 31  | 18   | 28   | 4             | 32      | 28      | 27      | 13 [+1]  |
| 2018 | 32    | 28      | 17  | 28   | 29   | 17      | 17  | 15   | 15   | 30            | 25      | 15t     | 24      | 8t [+7]  |
| 2017 | 32    | 16      | 28  | 12   | 16   | 21      | 32  | 9    | 27   | 25            | 27      | 2       | 31      | 23 [-4]  |
| 2016 | 32    | 3       | 21  | 2    | 12   | 28      | 24  | 25   | 19   | 20            | 4       | 14      | 13      | 17 [E]   |
| 2015 | 32    | 17      | 20  | 11   | 10   | 28      | 26  | 25   | 17   | 9             | 31      | 4       | 17      | 10 [+5]  |
| 2014 | 32    | 13      | 19  | 11   | 26   | 20      | 12  | 24   | 29   | 25            | 21      | 23      | 19      | 30 [-12] |
| 2013 | 32    | 9       | 5   | 16   | 23   | 18      | 17  | 20   | 30   | 32            | 28      | 11      | 32      | 25 [-8]  |
| 2012 | 32    | 5       | 1   | 20   | 4    | 28      | 5   | 30   | 22   | 16            | 17      | 12      | 8       | 3 [+17]  |
| 2011 | 32    | 16      | 25  | 14   | 26   | 13      | 18  | 12   | 21   | 27            | 21      | 2       | 10      | 30 [-14] |
| 2010 | 32    | 18      | 30  | 8    | 25   | 31      | 26  | 31   | 21   | 14            | 10      | 2       | 29      | 19 [-4]  |
| 2009 | 32    | 22      | 27  | 16   | 26   | 10      | 16  | 8    | 18   | 24            | 30      | 3       | 6       | 28 [-11] |
| 2008 | 32    | 19      | 8   | 23   | 28   | 4       | 8   | 7    | 6    | 4             | 22      | 4       | 27      | 17 [E]   |
| 2007 | 32    | 15      | 12  | 14   | 18   | 8       | 4   | 16   | 11   | 8             | 26      | 3       | 6       | 21 [-5]  |
| 2006 | 32    | 13      | 4   | 21   | 20   | 31      | 27  | 23   | 27   | 19            | 14      | 4       | 8       | 23 [-5]  |
| 2005 | 32    | 11      | 7   | 21   | 13   | 9       | 13  | 10   | 9    | 11            | 28      | 6       | 2       | 14 [+1]  |
| 2004 | 32    | 30      | 21  | 29   | 31   | 3       | 2   | 7    | 5    | 12            | 20      | 13      | 26      | 20 [-1]  |
| 2003 | 32    | 23      | 22  | 21   | 22   | 25      | 24  | 14   | 24   | 9             | 15      | 9       | 18      | 10 [+2]  |
| 2002 | 32    | 20      | 13  | 21   | 25   | 5       | 12  | 5    | 21   | 20            | 11      | 24      | 28      | 29 [-14] |
| 2001 | 31    | 28      | 8   | 30   | 28   | 10      | 20  | 6    | 13   | 19            | 12      | 1       | 16      | 11 [+6]  |
| 2000 | 31    | 11      | 19  | 10   | 24   | 4       | 22  | 2    | 7    | 26            | 15      | 31      | 20      | 17 [E]   |
| 1999 | 31    | 2       | 9   | 6    | 2    | 30      | 27  | 26   | 24   | 18            | 23      | 25      | 22      | 4 [+12]  |
| 1998 | 30    | 15      | 18  | 13   | 17   | 24      | 28  | 5    | 28   | 19            | 10      | 26      | 7       | 24 [-8]  |
| 1997 | 30    | 16      | 21  | 11   | 15   | 16      | 28  | 3    | 8    | 17            | 6       | 19      | 3       | 14 [+1]  |
| 1996 | 30    | 9       | 7   | 15   | 8    | 28      | 30  | 20   | 13   | 19            | 9       | 12      | 5       | 4 [+12]  |
| 1995 | 30    | 18      | 7   | 20   | 18   | 18      | 29  | 7    | 21   | 1             | 1       | 9       | 4       | 6 [+5]   |
| 1994 | 28    | 17      | 24  | 11   | 13   | 26      | 27  | 20   | 28   | 4             | 1       | 22      | 20      | 27 [-17] |
| 1993 | 28    | 26      | 16  | 26   | 25   | 26      | 26  | 20   | 23   | 10            | 24      | 18      | 21      | 14 [E]   |
| 1992 | 28    | 12      | 13  | 12   | 14   | 7       | 13  | 6    | 8    | 8             | 14      | 18      | 28      | 2 [+10]  |
| 1991 | 28    | 4       | 7   | 5    | 1    | 3       | 3   | 9    | 2    | 13            | 2       | 10      | 4       | 1 [+18]  |
| 1990 | 28    | 4       | 6   | 5    | 4    | 14      | 9   | 16   | 13   | 24            | 15      | 6       | 5       | 6 [+5]   |
| 1989 | 28    | 2       | 14  | 1    | 5    | 9       | 2   | 21   | 13   | 9             | 16      | 20      | 26      | 12 [+5]  |
| 1988 | 28    | 6       | 25  | 2    | 10   | 16      | 9   | 22   | 26   | 24            | 22      | 4       | 28      | 28 [-24] |
| 1987 | 28    | 3       | 7   | 4    | 4    | 18      | 10  | 24   | 6    | 17            | 7       | 25      | 6       | 16 [-3]  |
| 1986 | 28    | 5       | 17  | 6    | 9    | 21      | 14  | 20   | 9    | 14            | 4       | 17      | 4       | 17 [-4]  |
| 1985 | 28    | 14      | 2   | 23   | 20   | 3       | 8   | 1    | 11   | 8             | 4       | 22      | 15      | 21 [-6]  |
| 1984 | 28    | 9       | 4   | 19   | 3    | 18      | 2   | 25   | 11   | 15            | 12      | 9       | 2       | 4 [+15]  |
| 1983 | 28    | 3       | 3   | 7    | 1    | 12      | 1   | 28   | 11   | 6             | 19      | 15      | 22      | 1 [+43]  |
| 1982 | 28    | 7       | 10  | 12   | 12   | 4       | 8   | 7    | 1    | 4             | 16      | 2       | 2       | 2 [+8]   |
| 1981 | 28    | 9       | 12  | 10   | 10   | 10      | 21  | 9    | 16   | 1             | 17      | 5       | 12      | 16 [-2]  |
| 1980 | 28    | 23      | 13  | 20   | 25   | 7       | 27  | 1    | 8    | 5             | 2       | 4       | 9       | 4 [+9]   |
| 1979 | 28    | 18      | 12  | 22   | 10   | 17      | 12  | 18   | 10   | 8             | 14      | 1       | 1       | 1 [+22]  |
| 1978 | 28    | 19      | 22  | 14   | 17   | 17      | 24  | 10   | 10   | 4             | 7       | 1       | 7       | 22 [-5]  |
| 1977 | 28    | 20      | 23  | 18   | 21   | 19      | 18  | 17   | 4    | 6             | 17      | 2       | 2       | 11 [+3]  |
| 1976 | 28    | 17      | 14  | 16   | 11   | 13      | 19  | 9    | 9    | 11            | 1       | 1       | 10      | 11 [+4]  |
| 1975 | 26    | 8       | 20  | 2    | 10   | 15      | 16  | 16   | 11   | 15            | 19      | 9       | 3       | 18 [-9]  |

# YEARLY STATISTICAL RANKINGS

| Year | Teams | OFFENSE |     |      |      | DEFENSE |     |      |      | SPECIAL TEAMS |         |         |         | TURNOVER |
|------|-------|---------|-----|------|------|---------|-----|------|------|---------------|---------|---------|---------|----------|
|      |       | Total   | Run | Pass | Pts. | Total   | Run | Pass | Pts. | KR Avg.       | PR Avg. | KR Cov. | PR Cov. | RATIO    |
| 1974 | 26    | 12      | 23  | 1    | 4    | 2       | 3   | 5    | 4    | 1             | 14      | 10      | 12      | 1 [+20]  |
| 1973 | 26    | 18      | 25  | 6    | 6    | 9       | 4   | 18   | 6    | 1             | 11      | 3       | 13      | 4 [+12]  |
| 1972 | 26    | 11      | 10  | 12   | 7    | 4       | 7   | 6    | 3    | 6             | 21      | 11      | 1       | 7 [+6]   |
| 1971 | 26    | 13      | 14  | 10   | 12   | 4       | 4   | 12   | 4    | 21            | 2       | 1       | 6       | 9 [+6]   |
| 1970 | 26    | 9       | 5   | 17   | 11   | 24      | 25  | 15   | 21   | 20            | 26      | 22      | 13      | 9 [+4]   |
| 1969 | 26*   | 13      | 19  | 8    | 10   | 19      | 24  | 7    | 16   | 10            | 4       | 15      | 14      | -        |
| 1968 | 26*   | 20      | 26  | 9    | 18   | 21      | 25  | 16   | 21   | 7             | 8       | 4       | 16      | -        |
| 1967 | 25*   | 5       | 24  | 2    | 9    | 24      | 19  | 25   | 17   | 10            | 7       | 8       | 8       | -        |
| 1966 | 24*   | 13      | 22  | 5    | 5    | 21      | 17  | 18   | 19   | 12            | 5       | 4       | 10      | -        |
| 1965 | 22*   | 19      | 22  | 11   | 19   | 4       | 15  | 3    | 10   | 13            | 2       | 8       | 1       | -        |
| 1964 | 22*   | 17      | 21  | 11   | 12   | 7       | 16  | 5    | 10   | 14            | 11      | 11      | 5       | -        |
| 1963 | 22*   | 10      | 20  | 4    | 18   | 19      | 17  | 19   | 20   | 1             | 1       | 3       | 4       | -        |
| 1962 | 22*   | 15      | 22  | 5    | 13   | 22      | 9   | 21   | 18   | 1             | 11      | 4       | 2       | -        |
| 1961 | 22*   | 22      | 22  | 19   | 22   | 19      | 7   | 22   | 19   | 4             | 11      | 7       | 8       | -        |
| 1960 | 21*   | 21      | 18  | 21   | 20   | 15      | 10  | 13   | 17   | 6             | 12      | 1       | 11      | -        |
| 1959 | 12    | 9       | 2   | 12   | 12   | 12      | 12  | 12   | 12   | 10            | 10      | 8       | 2       | -        |
| 1958 | 12    | 8       | 3   | 10   | 11   | 11      | 8   | 12   | 6    | 5             | 9       | 5       | 9       | -        |
| 1957 | 12    | 7       | 3   | 11   | 6    | 7       | 6   | 9    | 5    | 6             | 1       | 4       | 2       | -        |
| 1956 | 12    | 11      | 9   | 11   | 10   | 4       | 4   | 5    | 6    | 11            | 2       | 10      | 8       | -        |
| 1955 | 12    | 11      | 3   | 11   | 7    | 3       | 2   | 6    | 2    | 3             | 2       | 8       | 10      | -        |
| 1954 | 12    | 11      | 4   | 12   | 10   | 12      | 10  | 12   | 12   | 10            | 9       | 7       | 10      | -        |
| 1953 | 12    | 8       | 4   | 11   | 8    | 7       | 11  | 1    | 3    | 11            | 2       | 12      | 3       | -        |
| 1952 | 12    | 6       | 6   | 8    | 9    | 7       | 10  | 1    | 9    | 11            | 5       | 9       | 11      | -        |
| 1951 | 12    | 9       | 4   | 11   | 11   | 10      | 9   | 5    | 10   | 10            | 9       | 4       | 5       | -        |
| 1950 | 13    | 8       | 7   | 6    | 10   | 9       | 10  | 7    | 10   | 3             | 11      | 5       | 9       | -        |
| 1949 | 10    | 4       | 7   | 3    | 6    | 10      | 9   | 8    | 9    | 7             | 8       | 7       | 7       | -        |
| 1948 | 10    | 4       | 7   | 1    | 6    | 6       | 6   | 4    | 6    | 4             | 6       | 9       | 7       | -        |
| 1947 | 10    | 2       | 7   | 1    | 4    | 8       | 4   | 8    | 10   | 1             | 9       | 10      | 6       | -        |
| 1946 | 10    | 4       | 5   | 6    | 7    | 1       | 2   | 3    | 4    | 2             | 9       | 4       | 10      | -        |
| 1945 | 10    | 1       | 2   | 2    | 4    | 2       | 3   | 1    | 1    | 4             | 2       | 5       | 6       | -        |
| 1944 | 10    | 3       | 9   | 1    | 7    | 6       | 9   | 3    | 7    | 10            | 7       | 5       | 10      | -        |
| 1943 | 8     | 3       | 5   | 3    | 3    | 3       | 7   | 2    | 1    | 3             | 5       | 6       | 1       | -        |
| 1942 | 10    | 3       | 3   | 3    | 3    | 2       | 2   | 1    | 2    | 1             | 4       | 5       | 6       | -        |
| 1941 | 10    | 5       | 6   | 4    | 4    | 3       | 2   | 5    | 5    | 9             | 3       | 1       | 3       | -        |
| 1940 | 10    | 2       | 6   | 1    | 1    | 9       | 4   | 10   | 3    | -             | -       | -       | -       | -        |
| 1939 | 10    | 2       | 2   | 3    | 2    | 1       | 2   | 1    | 2    | -             | -       | -       | -       | -        |
| 1938 | 10    | 2       | 5   | 1    | 5    | 3       | 4   | 3    | 5    | -             | -       | -       | -       | -        |
| 1937 | 10    | 2       | 4   | 2    | 3    | 1       | 2   | 5    | 4    | -             | -       | -       | -       | -        |
| 1936 | 9     | 6       | 6   | 3    | 4    | 1       | 1   | 4    | 3    | -             | -       | -       | -       | -        |
| 1935 | 9     | 5       | 6   | 7    | 8    | 5       | 1   | 5    | 6    | -             | -       | -       | -       | -        |
| 1934 | 11    | 8       | 5   | 8    | 7    | 6       | 9   | 7    | 5    | -             | -       | -       | -       | -        |
| 1933 | 10    | 1       | 1   | 8    | 6    | 7       | 3   | 10   | 5    | -             | -       | -       | -       | -        |
| 1932 | 8     | 7       | 5   | 8    | 7    | -       | -   | -    | 4    | -             | -       | -       | -       | -        |

\*Combined AFL/NFL

# YEARLY STATS

## 1970 (6-8) // COACH BILL AUSTIN

|          |   |       |                    |        |
|----------|---|-------|--------------------|--------|
| Sept. 20 | L | 17-26 | at San Francisco   | 34,984 |
| Sept. 27 | L | 17-27 | at St. Louis       | 44,246 |
| Oct. 4   | W | 33-21 | at Philadelphia    | 60,658 |
| Oct. 11  | W | 31-10 | Detroit            | 50,414 |
| Oct. 19  | L | 20-34 | at Oakland         | 54,471 |
| Oct. 25  | W | 20-0  | Cincinnati         | 50,415 |
| Nov. 1   | W | 19-3  | at Denver          | 50,705 |
| Nov. 8   | L | 19-10 | Minnesota          | 50,415 |
| Nov. 15  | L | 33-35 | at New York Giants | 62,915 |
| Nov. 22  | L | 21-45 | Dallas             | 50,415 |
| Nov. 29  | L | 24-27 | New York Giants    | 50,415 |
| Dec. 6   | L | 0-34  | at Dallas          | 57,936 |
| Dec. 13  | W | 24-6  | Philadelphia       | 50,415 |
| Dec. 20  | W | 28-27 | St. Louis          | 50,415 |

|                          | Redskins | Opponents |
|--------------------------|----------|-----------|
| <b>TOTAL FIRST DOWNS</b> | 249      | 266       |
| Rushing                  | 122      | 125       |
| Passing                  | 100      | 125       |
| Penalty                  | 27       | 16        |
| <b>TOTAL NET YARDS</b>   | 4,129    | 4,333     |
| Avg. Per Game            | 295.1    | 309.6     |
| Total Plays              | 815      | 866       |
| Avg. Per Play            | 5.1      | 5.0       |
| <b>NET YARDS RUSHING</b> | 2,021    | 2,068     |
| Avg. Per Game            | 144.4    | 147.9     |
| Total Rushes             | 444      | 468       |
| <b>NET YARDS PASSING</b> | 2,108    | 2,265     |
| Avg. Per Game            | 150.6    | 161.8     |
| Sacked/Yards Lost        | 29/249   | 24/169    |
| Gross Yards              | 2,357    | 2,434     |
| Attempts/Completions     | 342/203  | 374/205   |
| Completion Pct.          | 59.4     | 54.8      |
| Had Intercepted          | 10       | 15        |
| <b>PUNT/AVERAGE</b>      | 61/40.9  | 56/39.3   |
| <b>PENALTIES/YARDS</b>   | 65/613   | 87/930    |
| <b>FUMBLES/LOST</b>      | 26/14    | 22/13     |
| <b>TOUCHDOWNS</b>        | 34       | 37        |
| Rushing                  | 11       | 19        |
| Passing                  | 23       | 14        |
| Returns                  | 0        | 4         |

| SCORE BY PERIODS | Q1 | Q2 | Q3 | Q4 | OT | PTS |
|------------------|----|----|----|----|----|-----|
| WASHINGTON       | 68 | 75 | 72 | 82 | 0  | 297 |
| Opponents        | 51 | 89 | 83 | 91 | 0  | 314 |

| SCORING    | TD | Ru | Pa | Rt | PAT   | FG    | Pts |
|------------|----|----|----|----|-------|-------|-----|
| Knight     | 0  | 0  | 0  | 0  | 33/34 | 20/27 | 93  |
| Smith      | 9  | 0  | 9  | 0  | 0/0   | 0/0   | 54  |
| Taylor     | 8  | 0  | 8  | 0  | 0/0   | 0/0   | 48  |
| Brown      | 7  | 5  | 2  | 0  | 0/0   | 0/0   | 42  |
| Harroway   | 5  | 5  | 0  | 0  | 0/0   | 0/0   | 30  |
| WASHINGTON | 34 | 11 | 23 | 0  | 33/34 | 20/27 | 297 |
| Opponents  | 37 | 19 | 14 | 4  | 36/37 | 18/26 | 314 |

| RUSHING    | No. | Yards | Avg. | Lg | TD |
|------------|-----|-------|------|----|----|
| Brown      | 237 | 1,125 | 4.8  | 75 | 5  |
| Harroway   | 146 | 577   | 4.0  | 57 | 5  |
| Dyer       | 21  | 102   | 4.9  | 12 | 0  |
| WASHINGTON | 444 | 2,021 | 4.6  | 75 | 11 |
| Opponents  | 468 | 2,068 | 4.5  | 40 | 19 |

| PASSING    | Att | Comp | Yards | Cmp% | Yards/Att | TD | TD% | Int | Int% | Long | Sack/Lost | Rating |
|------------|-----|------|-------|------|-----------|----|-----|-----|------|------|-----------|--------|
| Jurgensen  | 337 | 202  | 2,354 | 59.9 | 7.0       | 23 | 6.8 | 10  | 3.0  | 66   | 25/214    | 91.7   |
| WASHINGTON | 342 | 203  | 2,357 | 59.4 | 6.9       | 23 | 6.7 | 10  | 2.9  | 66   | 29/249    | 90.5   |
| Opponents  | 374 | 205  | 2,434 | 54.8 | 6.5       | 14 | 3.7 | 15  | 4.0  | 57   | 24/169    | 70.6   |

| RECEIVING  | No. | Yards | Avg. | Lg | TD |
|------------|-----|-------|------|----|----|
| Smith      | 43  | 575   | 13.4 | 41 | 9  |
| Taylor     | 42  | 593   | 14.1 | 41 | 8  |
| Brown      | 37  | 341   | 9.2  | 66 | 2  |
| WASHINGTON | 203 | 2,357 | 11.6 | 66 | 23 |
| Opponents  | 205 | 2,434 | 11.9 | 57 | 14 |

| INTERCEPTIONS | No. | Yards | Avg. | Lg | TD |
|---------------|-----|-------|------|----|----|
| Owens         | 4   | 86    | 21.5 | 32 | 0  |
| Bass          | 4   | 37    | 9.3  | 22 | 0  |
| R. Harris     | 3   | 67    | 22.3 | 25 | 0  |
| WASHINGTON    | 15  | 240   | 16.0 | 32 | 0  |
| Opponents     | 10  | 181   | 18.1 | 41 | 1  |

| PUNTING   | No. | Yards | Avg. | Lg | Blk |
|-----------|-----|-------|------|----|-----|
| Bragg     | 61  | 2,493 | 40.9 | 66 | 1   |
| Opponents | 56  | 2,199 | 39.3 | 68 | 1   |

| PUNT RETURNS | Ret | Yards | Avg. | TD |
|--------------|-----|-------|------|----|
| R. Harris    | 14  | 10    | 0.7  | 0  |
| WASHINGTON   | 27  | 45    | 1.7  | 0  |
| Opponents    | 35  | 259   | 7.4  | 0  |

| KICKOFF RETURNS | No. | Yards | Avg. | TD |
|-----------------|-----|-------|------|----|
| Vactor          | 28  | 700   | 25.0 | 0  |
| WASHINGTON      | 61  | 1,223 | 20.0 | 0  |
| Opponents       | 49  | 1,181 | 24.1 | 1  |

| FIELD GOALS | 1-19 | 20-29 | 30-39 | 40-49 | 50+ |
|-------------|------|-------|-------|-------|-----|
| Knight      | 6/6  | 5/5   | 5/7   | 4/9   | 0/0 |
| Opponents   | 3/3  | 6/10  | 5/5   | 4/7   | 0/1 |

**NOTABLE Record (Finish):** 6-8 (4th NFC East)

**National Honors:** RB Larry Brown: PFWA All-Pro Team, All-NFC Team, Pro Bowl; C Len Hauss: Pro Bowl; LB Chris Hanburger: All-NFC Team.

**Starters:** Offense: WR Charley Taylor (14), LT Jim Snowden (14), LG Ray Schoenke (13), C Len Hauss (14), RG Vince Promuto (3), RT Walter Rock (13), TE Jerry Smith (14), WR Pat Richter (1), QB Sonny Jurgensen (14), RB Larry Brown (13), RB Charlie Harroway (13), RG/LG (5/1), RG Roy Schmidt (6), WR Walter Roberts (12), RT Steve Wright (1), WR/RB Henry Dyer (1/1)

Defense: LE/RE Leo Carroll (5/2), LT Floyd Peters (9), RT/RE Bill Brundige (13/1), RE Bruce Anderson (8), LLB Harold McLinton (13), MLB Marlin McKeever (12), RLB Chris Hanburger (14), LCB Pat Fischer (14), RCB Mike Bass (14), LS Brig Owens (14), RS Rickie Harris (12), RS Jon Jaqua (2), LLB Tom Rousel (1), MLB Rusty Tillman (2), LT Manny Sistrunk (3), RE/LT/RT Frank Bosch (3/2/1), LE John Hoffman (9)

# YEARLY STATS

## 1971 (9-4-1) // COACH GEORGE ALLEN

|          |   |       |                    |        |
|----------|---|-------|--------------------|--------|
| Sept. 19 | W | 24-17 | at St. Louis       | 46,805 |
| Sept. 26 | W | 30-3  | at New York Giants | 62,785 |
| Oct. 3   | W | 20-16 | at Dallas          | 72,000 |
| Oct. 10  | W | 22-13 | Houston            | 53,041 |
| Oct. 17  | W | 20-0  | St. Louis          | 53,041 |
| Oct. 24  | L | 20-27 | at Kansas City     | 51,989 |
| Oct. 31  | W | 24-14 | New Orleans        | 53,041 |
| Nov. 7   | T | 7-7   | Philadelphia       | 53,041 |
| Nov. 14  | L | 15-16 | at Chicago         | 55,049 |
| Nov. 21  | L | 0-13  | Dallas             | 53,041 |
| Nov. 28  | W | 20-13 | at Philadelphia    | 65,358 |
| Dec. 5   | W | 23-7  | New York Giants    | 53,041 |
| Dec. 13  | W | 38-24 | at Los Angeles     | 80,402 |
| Dec. 19  | L | 13-20 | Cleveland          | 53,041 |
| Playoffs |   |       |                    |        |
| Dec. 26  | L | 20-24 | at San Francisco   | 45,327 |

|                          | Redskins | Opponents |
|--------------------------|----------|-----------|
| <b>TOTAL FIRST DOWNS</b> | 212      | 214       |
| Rushing                  | 77       | 73        |
| Passing                  | 112      | 119       |
| Penalty                  | 23       | 21        |
| <b>TOTAL NET YARDS</b>   | 4,030    | 3,523     |
| Avg. Per Game            | 287.9    | 251.6     |
| Total Plays              | 828      | 855       |
| Avg. Per Play            | 4.9      | 4.1       |
| <b>NET YARDS RUSHING</b> | 1,757    | 1,396     |
| Avg. Per Game            | 125.5    | 99.7      |
| Total Rushes             | 477      | 408       |
| <b>NET YARDS PASSING</b> | 2,273    | 2,127     |
| Avg. Per Game            | 162.4    | 151.9     |
| Sacked/Yards Lost        | 17/118   | 36/321    |
| Gross Yards              | 2,391    | 2,448     |
| Attempts/Completions     | 334/182  | 411/191   |
| Completion Pct.          | 54.5     | 46.5      |
| Had Intercepted          | 15       | 29        |
| <b>PUNT/AVERAGE</b>      | 59/40.5  | 77/41.2   |
| <b>PENALTIES/YARDS</b>   | 60/801   | 92/720    |
| <b>FUMBLES/LOST</b>      | 32/20    | 22/12     |
| <b>TOUCHDOWNS</b>        | 27       | 20        |
| Rushing                  | 8        | 7         |
| Passing                  | 13       | 11        |
| Returns                  | 6        | 2         |

| SCORE BY PERIODS | Q1 | Q2  | Q3 | Q4 | OT | PTS |
|------------------|----|-----|----|----|----|-----|
| WASHINGTON       | 77 | 103 | 36 | 60 | 0  | 276 |
| Opponents        | 26 | 42  | 39 | 83 | 0  | 190 |

| SCORING    | TD | Ru | Pa | Rt | PAT   | FG    | S | TP  |
|------------|----|----|----|----|-------|-------|---|-----|
| Knight     | 0  | 0  | 0  | 0  | 27/27 | 29/49 | 0 | 114 |
| Brown      | 6  | 4  | 2  | 0  | 0/0   | 0/0   | 0 | 36  |
| Jefferson  | 4  | 0  | 4  | 0  | 0/0   | 0/0   | 0 | 24  |
| Taylor     | 4  | 0  | 4  | 0  | 0/0   | 0/0   | 0 | 24  |
| Harraway   | 2  | 2  | 0  | 0  | 0/0   | 0/0   | 0 | 12  |
| WASHINGTON | 27 | 8  | 13 | 6  | 27/27 | 29/49 | 0 | 276 |
| Opponents  | 20 | 7  | 11 | 2  | 19/20 | 17/33 | 0 | 190 |

| RUSHING    | No. | Yards | Avg. | Lg | TD |
|------------|-----|-------|------|----|----|
| Brown      | 253 | 948   | 3.7  | 34 | 4  |
| Harraway   | 156 | 635   | 4.1  | 57 | 2  |
| Mason      | 31  | 85    | 2.7  | 11 | 0  |
| WASHINGTON | 477 | 1,756 | 3.7  | 57 | 8  |
| Opponents  | 408 | 1,396 | 3.4  | 40 | 7  |

| PASSING    | Att | Comp | Yards | Cmp% | Yards/Att | TD | TD% | Int | Int% | Long | Sack/Lost | Rating |
|------------|-----|------|-------|------|-----------|----|-----|-----|------|------|-----------|--------|
| Kilmer     | 306 | 166  | 2,221 | 54.2 | 7.3       | 13 | 4.3 | 13  | 4.3  | 71   | 16/110    | 74.0   |
| Jurgensen  | 28  | 16   | 170   | 57.1 | 6.1       | 0  | 0.0 | 2   | 7.1  | 30   | 1/8       | 45.5   |
| WASHINGTON | 334 | 182  | 2,391 | 54.4 | 7.2       | 13 | 3.8 | 15  | 4.4  | 71   | 17/118    | 71.6   |
| Opponents  | 411 | 191  | 2,448 | 46.4 | 6.0       | 11 | 2.6 | 29  | 7.1  | 71   | 36/321    | 45.1   |

| RECEIVING  | No. | Yards | Avg. | Lg | TD |
|------------|-----|-------|------|----|----|
| Jefferson  | 47  | 701   | 14.9 | 70 | 4  |
| Dowler     | 26  | 352   | 13.5 | 30 | 0  |
| Taylor     | 24  | 370   | 15.4 | 71 | 4  |
| WASHINGTON | 182 | 2,391 | 13.1 | 71 | 13 |
| Opponents  | 191 | 2,448 | 12.8 | 58 | 11 |

| INTERCEPTIONS | No. | Yards | Avg.  | Lg | TD |
|---------------|-----|-------|-------|----|----|
| Bass          | 8   | 78    | 10.00 | 38 | 1  |
| Petitbon      | 5   | 102   | 20.4  | 42 | 0  |
| Pardee        | 5   | 58    | 11.6  | 20 | 1  |
| WASHINGTON    | 29  | 480   | 16.6  | 53 | 5  |
| Opponents     | 15  | 284   | 18.9  | 82 | 1  |

| PUNTING   | No. | Yards | Avg. | Lg | Blk |
|-----------|-----|-------|------|----|-----|
| Bragg     | 59  | 2,391 | 40.5 | 59 | 1   |
| Opponents | 76  | 3,147 | 41.4 | 59 | 0   |

| PUNT RETURNS | Ret | Yards | Avg. | TD |
|--------------|-----|-------|------|----|
| Duncan       | 22  | 233   | 10.6 | 0  |
| WASHINGTON   | 44  | 416   | 9.5  | 0  |
| Opponents    | 16  | 87    | 5.4  | 0  |

| KICKOFF RETURNS | No. | Yards | Avg. | TD |
|-----------------|-----|-------|------|----|
| Duncan          | 27  | 724   | 26.8 | 1  |
| WASHINGTON      | 43  | 913   | 21.2 | 1  |
| Opponents       | 61  | 1,070 | 17.5 | 1  |

| FIELD GOALS | 1-19  | 20-29 | 30-39 | 40-49 | 50+ |
|-------------|-------|-------|-------|-------|-----|
| Knight      | 10/12 | 6/9   | 8/14  | 3/11  | 2/3 |
| Opponents   | 5/5   | 6/7   | 3/9   | 3/9   | 0/3 |

**NOTABLE Record (Finish):** 9-4-1 (2nd NFC East)

**National Honors:** RB Larry Brown: All-NFC Team, Pro Bowl; C Len Hauss: Pro Bowl; WR Roy Jefferson: All-NFC Team, Pro Bowl; K Curt Knight: PFWA All-Pro Team, Pro Bowl; LB Jack Pardee: All-NFC Team; Coach George Allen: PGWA Coach of the Year

**Starters:** Defense: WR Charley Taylor [6], LT Jim Snowden [14], LG Ray Schoenke [14], C Len Hauss [14], RG John Wilbur [14], RT Walter Rock [14], TE Jerry Smith [7], WR Roy Jefferson [4], QB Billy Kilmer [13], RB Larry Brown [13], RB Charlie Harraway [14], QB Sonny Jurgensen [1], WR Boyd Dowler [7], WR Clifton McNeil [1], TE Mack Alston [7], RB Tommy Mason [1]

Defense: LE Ron McDole [14], LT Manny Sistrunk [14], RT Diron Talbert [14], RE Verlon Biggs [13], LLB Jack Pardee [14], MLB Myron Pottius [14], RLB Chris Hanburger [14], LCB Pat Fischer [14], RCB Mike Bass [14], LS Richie Petitbon [13], RS Brig Owens [14], RE Jimmie Jones [1], LS Jon Jaqua [1]

# YEARLY STATS

## 1972 (11-3) // COACH GEORGE ALLEN

|          |   |       |                    |        |
|----------|---|-------|--------------------|--------|
| Sept. 18 | W | 24-21 | at Minnesota       | 47,900 |
| Sept. 24 | W | 24-10 | St. Louis          | 53,039 |
| Oct. 1   | L | 23-24 | at New England     | 60,999 |
| Oct. 8   | W | 14-0  | Philadelphia       | 53,039 |
| Oct. 15  | W | 33-3  | at St. Louis       | 50,454 |
| Oct. 22  | W | 24-20 | Dallas             | 53,039 |
| Oct. 29  | W | 23-16 | at New York Giants | 62,878 |
| Nov. 5   | W | 35-17 | at New York Jets   | 63,962 |
| Nov. 12  | W | 27-13 | New York Giants    | 53,039 |
| Nov. 20  | W | 24-13 | Atlanta            | 53,039 |
| Nov. 26  | W | 21-16 | Green Bay          | 53,039 |
| Dec. 3   | W | 23-7  | at Philadelphia    | 65,720 |
| Dec. 9   | L | 24-34 | at Dallas          | 65,136 |
| Dec. 17  | L | 17-24 | Buffalo            | 53,039 |
| Playoffs |   |       |                    |        |
| Dec. 24  | W | 16-3  | Green Bay          | 53,140 |
| Dec. 31  | W | 26-3  | Dallas             | 53,129 |
| Jan. 14  | L | 7-14  | Miami              | 90,182 |

|                          |  |                 |                  |
|--------------------------|--|-----------------|------------------|
| <b>TOTAL FIRST DOWNS</b> |  | <b>Redskins</b> | <b>Opponents</b> |
| Rushing                  |  | 237             | 233              |
| Passing                  |  | 110             | 95               |
| Penalty                  |  | 106             | 108              |
| <b>TOTAL NET YARDS</b>   |  | <b>4,275</b>    | <b>3,695</b>     |
| Avg. Per Game            |  | 305             | 264              |
| Total Plays              |  | 808             | 830              |
| Avg. Per Play            |  | 5.3             | 4.5              |
| <b>NET YARDS RUSHING</b> |  | <b>2,082</b>    | <b>1,733</b>     |
| Avg. Per Game            |  | 149             | 124              |
| Total Rushes             |  | 513             | 427              |
| <b>NET YARDS PASSING</b> |  | <b>2,193</b>    | <b>1,872</b>     |
| Avg. Per Game            |  | 157             | 134              |
| Sacked/Yards Lost        |  | 11/88           | 35/268           |
| Gross Yards              |  | 2,281           | 2,140            |
| Attempts/Completions     |  | 284/159         | 368/186          |
| Completion Pct.          |  | 55.9            | 50.5             |
| Had Intercepted          |  | 15              | 17               |
| <b>PUNT/AVERAGE</b>      |  | <b>59/38.5</b>  | <b>69/40.7</b>   |
| <b>PENALTIES/YARDS</b>   |  | <b>78/721</b>   | <b>64/668</b>    |
| <b>FUMBLES/LOST</b>      |  | <b>27/11</b>    | <b>28/16</b>     |
| <b>TOUCHDOWNS</b>        |  | <b>42</b>       | <b>23</b>        |
| Rushing                  |  | 17              | 12               |
| Passing                  |  | 21              | 10               |
| Returns                  |  | 4               | 1                |

|                         |  |           |           |           |           |           |            |
|-------------------------|--|-----------|-----------|-----------|-----------|-----------|------------|
| <b>SCORE BY PERIODS</b> |  | <b>Q1</b> | <b>Q2</b> | <b>Q3</b> | <b>Q4</b> | <b>OT</b> | <b>PTS</b> |
| WASHINGTON              |  | 30        | 105       | 92        | 109       | 0         | 336        |
| Opponents               |  | 58        | 56        | 43        | 61        | 0         | 218        |

|                |  |           |           |           |           |            |           |          |           |
|----------------|--|-----------|-----------|-----------|-----------|------------|-----------|----------|-----------|
| <b>SCORING</b> |  | <b>TD</b> | <b>Ru</b> | <b>Pa</b> | <b>Rt</b> | <b>PAT</b> | <b>FG</b> | <b>S</b> | <b>TP</b> |
| Knight         |  | 0         | 0         | 0         | 0         | 40/42      | 14/30     | 0        | 82        |
| Brown          |  | 12        | 8         | 4         | 0         | 0/0        | 0/0       | 0        | 72        |
| Smith          |  | 7         | 0         | 7         | 0         | 0/0        | 0/0       | 0        | 42        |
| Taylor         |  | 7         | 0         | 7         | 0         | 0/0        | 0/0       | 0        | 42        |
| Harraway       |  | 6         | 6         | 0         | 0         | 0/0        | 0/0       | 0        | 36        |
| WASHINGTON     |  | 42        | 17        | 21        | 4         | 40/42      | 14/30     | 1        | 336       |
| Opponents      |  | 23        | 12        | 10        | 1         | 23/23      | 19/34     | 0        | 218       |

|                |  |            |              |             |           |           |
|----------------|--|------------|--------------|-------------|-----------|-----------|
| <b>RUSHING</b> |  | <b>No.</b> | <b>Yards</b> | <b>Avg.</b> | <b>Lg</b> | <b>TD</b> |
| Brown          |  | 285        | 1,216        | 4.3         | 38        | 8         |
| Harraway       |  | 148        | 567          | 3.8         | 24        | 6         |
| Mul-Key        |  | 33         | 155          | 4.7         | 35        | 1         |
| WASHINGTON     |  | 513        | 2,082        | 4.1         | 38        | 17        |
| Opponents      |  | 427        | 1,733        | 4.1         | 41        | 12        |

|                |  |            |             |              |             |                  |           |            |            |             |             |                  |               |
|----------------|--|------------|-------------|--------------|-------------|------------------|-----------|------------|------------|-------------|-------------|------------------|---------------|
| <b>PASSING</b> |  | <b>Att</b> | <b>Comp</b> | <b>Yards</b> | <b>Cmp%</b> | <b>Yards/Att</b> | <b>TD</b> | <b>TD%</b> | <b>Int</b> | <b>Int%</b> | <b>Long</b> | <b>Sack/Lost</b> | <b>Rating</b> |
| Kilmer         |  | 225        | 120         | 1,648        | 53.3        | 7.3              | 19        | 8.4        | 11         | 4.9         | 89          | 9/67             | 84.6          |
| Jurgensen      |  | 59         | 39          | 633          | 66.1        | 10.7             | 2         | 3.4        | 4          | 6.8         | 36          | 2/21             | 84.9          |
| WASHINGTON     |  | 284        | 159         | 2,281        | 55.9        | 8.0              | 21        | 7.4        | 15         | 5.3         | 89          | 11/88            | 84.8          |
| Opponents      |  | 368        | 186         | 2,140        | 50.5        | 5.8              | 10        | 2.7        | 17         | 4.6         | 40          | 35/268           | 58.2          |

|                  |  |            |              |             |           |           |
|------------------|--|------------|--------------|-------------|-----------|-----------|
| <b>RECEIVING</b> |  | <b>No.</b> | <b>Yards</b> | <b>Avg.</b> | <b>Lg</b> | <b>TD</b> |
| Taylor           |  | 49         | 673          | 13.7        | 70        | 7         |
| Jefferson        |  | 35         | 550          | 15.7        | 45        | 3         |
| Brown            |  | 32         | 473          | 14.8        | 89        | 4         |
| WASHINGTON       |  | 159        | 2,281        | 14.3        | 89        | 21        |
| Opponents        |  | 186        | 2,140        | 11.5        | 40        | 10        |

|                      |  |            |              |             |           |           |
|----------------------|--|------------|--------------|-------------|-----------|-----------|
| <b>INTERCEPTIONS</b> |  | <b>No.</b> | <b>Yards</b> | <b>Avg.</b> | <b>Lg</b> | <b>TD</b> |
| Hamburger            |  | 4          | 98           | 24.5        | 41        | 1         |
| Fischer              |  | 4          | 61           | 15.3        | 35        | 0         |
| Bass                 |  | 3          | 53           | 17.7        | 29        | 0         |
| WASHINGTON           |  | 17         | 287          | 16.9        | 41        | 1         |
| Opponents            |  | 15         | 160          | 10.7        | 49        | 1         |

|                |  |            |              |             |           |            |
|----------------|--|------------|--------------|-------------|-----------|------------|
| <b>PUNTING</b> |  | <b>No.</b> | <b>Yards</b> | <b>Avg.</b> | <b>Lg</b> | <b>Blk</b> |
| Bragg          |  | 59         | 2,273        | 38.5        | 62        | 0          |
| Opponents      |  | 69         | 2,802        | 40.7        | 58        | 3          |

|                     |  |            |           |              |             |           |           |
|---------------------|--|------------|-----------|--------------|-------------|-----------|-----------|
| <b>PUNT RETURNS</b> |  | <b>Ret</b> | <b>FC</b> | <b>Yards</b> | <b>Avg.</b> | <b>Lg</b> | <b>TD</b> |
| Vactor              |  | 17         | 14        | 88           | 5.2         | 28        | 0         |
| WASHINGTON          |  | 34         | 22        | 159          | 4.7         | 28        | 0         |
| Opponents           |  | 20         | 28        | 39           | 2.0         | 13        | 0         |

|                        |  |            |              |             |           |           |
|------------------------|--|------------|--------------|-------------|-----------|-----------|
| <b>KICKOFF RETURNS</b> |  | <b>No.</b> | <b>Yards</b> | <b>Avg.</b> | <b>Lg</b> | <b>TD</b> |
| Duncan                 |  | 15         | 364          | 24.3        | 41        | 0         |
| WASHINGTON             |  | 48         | 1,133        | 23.6        | 44        | 0         |
| Opponents              |  | 53         | 1,191        | 22.5        | 77        | 0         |

|                    |  |             |              |              |              |            |
|--------------------|--|-------------|--------------|--------------|--------------|------------|
| <b>FIELD GOALS</b> |  | <b>1-19</b> | <b>20-29</b> | <b>30-39</b> | <b>40-49</b> | <b>50+</b> |
| Knight             |  | 4/4         | 0/3          | 6/11         | 4/8          | 0/4        |
| Opponents          |  | 6/6         | 4/7          | 4/9          | 4/9          | 1/3        |

**NOTABLE Record (Finish):** 11-3 (1st NFC East; NFC Champions)

**National Honors:** RB Larry Brown: PFWA All-Pro Team, NEA All-Pro Team, All-NFC Team, Pro Bowl; PR Speedy Duncan: Pro Bowl; LB Chris Hamburger: PFWA All-Pro Team, NEA All-Pro Team, All-NFC Team, Pro Bowl; C Len Hauss: PFWA All-Pro Second Team, NEA All-Pro Team, Pro Bowl; QB Billy Kilmer: All-NFC Team, Pro Bowl; WR Charley Taylor: Pro Bowl; DE Verlon Biggs: PFWA All-Pro Second Team; CB Pat Fischer: NEA All-Pro Second Team

**Starters:** Offense: WR Charley Taylor [14], LT Terry Hermeling [14], LG Paul Laaveg [14], C Len Hauss [14], RG John Wilbur [14], RT Walter Rock [14], TE Jerry Smith [14], WR Roy Jefferson [14], QB Billy Kilmer [10], RB Larry Brown [12], RB Charlie Harraway [14], QB Sonny Jurgensen [4], RB Bob Brunet [1], RB Herb Mul-Key [1]

Defense: LE Ron McDole [14], LT Manny Sistrunk [4], RT Diron Talbert [14], RE Verlon Biggs [14], LLB Jack Pardee [13], MLB/LLB Harold McLinton [7/1], RLB Chris Hamburger [14], LCB Pat Fischer [14], RCB Mike Bass [14], LS Richie Petitbon [3], RS Roosevelt Taylor [14], RT Bill Brundige [10], MLB Myron Pottios [7], LS Brig Owens [11]

# YEARLY STATS

## 1973 (10-4) // COACH GEORGE ALLEN

|          |   |       |                          |        |
|----------|---|-------|--------------------------|--------|
| Sept. 16 | W | 38-0  | San Diego                | 53,589 |
| Sept. 23 | L | 27-34 | at St. Louis             | 50,316 |
| Sept. 30 | W | 28-7  | at Philadelphia          | 64,147 |
| Oct. 8   | W | 14-7  | Dallas                   | 54,314 |
| Oct. 14  | W | 21-3  | at New York Giants       | 70,168 |
| Oct. 21  | W | 31-13 | St. Louis                | 54,381 |
| Oct. 28  | L | 3-19  | at New Orleans           | 66,315 |
| Nov. 5   | L | 16-21 | at Pittsburgh            | 49,220 |
| Nov. 11  | W | 33-9  | San Francisco            | 54,381 |
| Nov. 18  | W | 22-14 | Baltimore                | 52,675 |
| Nov. 22  | W | 20-0  | at Detroit               | 46,807 |
| Dec. 2   | W | 27-24 | New York Giants          | 53,590 |
| Dec. 9   | L | 7-27  | at Dallas                | 62,185 |
| Dec. 16  | W | 38-20 | Philadelphia             | 49,484 |
| Dec. 22  | L | 20-27 | Playoffs<br>at Minnesota | 45,475 |

|                          | Redskins | Opponents |
|--------------------------|----------|-----------|
| <b>TOTAL FIRST DOWNS</b> | 232      | 233       |
| Rushing                  | 76       | 89        |
| Passing                  | 131      | 119       |
| Penalty                  | 25       | 25        |
| <b>TOTAL NET YARDS</b>   | 3,797    | 3,774     |
| Avg. Per Game            | 271.2    | 269.6     |
| Total Plays              | 862      | 937       |
| Avg. Per Play            | 4.4      | 4.0       |
| <b>NET YARDS RUSHING</b> | 1,439    | 1,603     |
| Avg. Per Game            | 102.4    | 114.5     |
| Total Rushes             | 459      | 480       |
| <b>NET YARDS PASSING</b> | 2,358    | 2,171     |
| Avg. Per Game            | 168.8    | 155.0     |
| Sacked/Yards Lost        | 31/202   | 53/360    |
| Gross Yards              | 2,560    | 2,531     |
| Attempts/Completions     | 373/209  | 404/203   |
| Completion Pct.          | 56.2     | 50.2      |
| Had Intercepted          | 14       | 26        |
| <b>PUNT/AVERAGE</b>      | 64/40.3  | 81/38.4   |
| <b>PENALTIES/YARDS</b>   | 81/771   | 86/708    |
| <b>FUMBLES/LOST</b>      | 32/18    | 35/18     |
| <b>TOUCHDOWNS</b>        | 37       | 21        |
| Rushing                  | 9        | 8         |
| Passing                  | 20       | 12        |
| Returns                  | 8        | 1         |

| SCORE BY PERIODS | Q1 | Q2 | Q3 | Q4  | OT | PTS |
|------------------|----|----|----|-----|----|-----|
| REDSKINS         | 72 | 70 | 57 | 126 | 0  | 325 |
| Opponents        | 44 | 62 | 45 | 47  | 0  | 198 |

| SCORING    | TD | Ru | Pa | Rt | PAT   | FG    | S | TP  |
|------------|----|----|----|----|-------|-------|---|-----|
| Knight     | 0  | 0  | 0  | 0  | 37/37 | 22/42 | 0 | 103 |
| Brown      | 14 | 8  | 6  | 0  | 0/0   | 0/0   | 0 | 84  |
| C. Taylor  | 7  | 0  | 7  | 0  | 0/0   | 0/0   | 0 | 42  |
| Harraway   | 4  | 1  | 3  | 0  | 0/0   | 0/0   | 0 | 24  |
| WASHINGTON | 37 | 9  | 20 | 8  | 37/37 | 22/42 | 0 | 325 |
| Opponentss | 21 | 8  | 12 | 1  | 21/21 | 17/28 | 0 | 198 |

| RUSHING    | No. | Yards | Avg. | Lg | TD |
|------------|-----|-------|------|----|----|
| Brown      | 273 | 860   | 3.2  | 27 | 8  |
| Harraway   | 128 | 452   | 3.5  | 16 | 1  |
| Thomas     | 32  | 95    | 3.0  | 13 | 0  |
| WASHINGTON | 459 | 1,439 | 3.1  | 27 | 9  |
| Opponents  | 480 | 1,603 | 3.3  | 35 | 8  |

| PASSING    | Att | Comp | Yards | Cmp% | Yards/Att | TD | TD% | Int | Int% | Long | Sack/Lost | Rating |
|------------|-----|------|-------|------|-----------|----|-----|-----|------|------|-----------|--------|
| Kilmer     | 228 | 122  | 1,656 | 53.7 | 7.3       | 14 | 6.2 | 9   | 4.0  | 64t  | 15/88     | 81.3   |
| Jurgensen  | 145 | 87   | 904   | 60.0 | 6.2       | 6  | 4.1 | 5   | 3.4  | 36   | 16/114    | 77.6   |
| WASHINGTON | 373 | 209  | 2,560 | 56.2 | 6.9       | 20 | 5.4 | 14  | 3.8  | 64t  | 31/202    | 75.5   |
| Opponents  | 404 | 203  | 2,531 | 50.2 | 6.3       | 12 | 2.9 | 26  | 6.4  | 73   | 53/360    | 53.1   |

| RECEIVING  | No. | Yards | Avg. | Lg | TD |
|------------|-----|-------|------|----|----|
| C. Taylor  | 59  | 801   | 13.6 | 53 | 7  |
| Jefferson  | 41  | 595   | 14.5 | 36 | 1  |
| Brown      | 40  | 482   | 12.0 | 64 | 6  |
| WASHINGTON | 209 | 2,560 | 12.2 | 64 | 20 |
| Opponents  | 203 | 2,531 | 12.5 | 73 | 12 |

| INTERCEPTIONS | No. | Yards | Avg. | Lg | TD |
|---------------|-----|-------|------|----|----|
| Houston       | 6   | 32    | 5.3  | 22 | 0  |
| Bass          | 5   | 161   | 32.2 | 68 | 1  |
| Owens         | 5   | 123   | 24.6 | 27 | 1  |
| WASHINGTON    | 26  | 598   | 23.0 | 68 | 4  |
| Opponents     | 14  | 173   | 12.4 | 64 | 0  |

| PUNTING   | No. | Yards | Avg. | Lg | Blk |
|-----------|-----|-------|------|----|-----|
| Bragg     | 64  | 2,581 | 40.3 | 61 | 0   |
| Opponents | 81  | 3,112 | 38.4 | 62 | 4   |

| PUNT RETURNS | Ret | FC | Yards | Avg. | Lg | TD |
|--------------|-----|----|-------|------|----|----|
| Duncan       | 28  | 11 | 218   | 7.8  | 22 | 0  |
| WASHINGTON   | 40  | 17 | 321   | 8.0  | 27 | 0  |
| Opponents    | 14  | 30 | 104   | 7.4  | 37 | 0  |

| KICKOFF RETURNS | No. | Yards | Avg. | Lg | TD |
|-----------------|-----|-------|------|----|----|
| Mul-Key         | 36  | 1,011 | 28.1 | 97 | 1  |
| WASHINGTON      | 43  | 1,118 | 26.0 | 97 | 1  |
| Opponents       | 61  | 1,237 | 20.3 | 97 | 1  |

| FIELD GOALS | 1-19 | 20-29 | 30-39 | 40-49 | 50+ |
|-------------|------|-------|-------|-------|-----|
| Knight      | 8/8  | 5/7   | 6/13  | 3/9   | 0/5 |
| Opponents   | 3/3  | 6/8   | 6/11  | 2/5   | 0/1 |

**NOTABLE Record (Finish):** 10-4 (2nd NFC East)

**National Honors:** LB Chris Hanburger: NEA All-Pro Team, PFWA All-Pro Second Team, All-NFC Team, Pro Bowl; FS Ken Houston: NEA All-Pro Second Team, PFWA All-Pro Second Team, All-NFC Team, Pro Bowl; KR Herb Mul-Key: Pro Bowl; WR Charley Taylor: Pro Bowl; C Len Hauss: PFWA All-Pro Second Team

**Starters:** Offense: WR Charley Taylor (14), LT Terry Hermeling (13), LG Paul Laaveg (14), C Len Hauss (14), RG John Wilbur (14), RT Walter Rock (6), TE Alvin Reed (5), WR Roy Jefferson (14), QB Billy Kilmer (10), RB Larry Brown (14), RB Charlie Harraway (14), LT Ray Schoenke (1), RT George Starke (8), TE Jerry Smith (9), QB Sonny Jurgensen (4)

Defense: LE Ron McDole (14), LT Manny Sistrunk (2), RT Diron Talbert (14), RE Verlon Biggs (14), LLB Dave Robinson (14), MLB Harold McLinton (8), RLB Chris Hanburger (14), LCB Pat Fischer (14), RCB Mike Bass (14), LS Ken Houston (14), RS Brig Owens (14), LT Bill Brundidge (12), MLB Myron Pottios (6)

# YEARLY STATS

## 1974 (10-4) // COACH GEORGE ALLEN

|          |   |       |                            |        |
|----------|---|-------|----------------------------|--------|
| Sept. 15 | W | 13-10 | at New York Giants         | 51,764 |
| Sept. 22 | L | 10-17 | St. Louis                  | 53,888 |
| Sept. 30 | W | 30-3  | Denver                     | 54,395 |
| Oct. 6   | L | 17-28 | at Cincinnati              | 56,175 |
| Oct. 13  | W | 20-17 | Miami                      | 54,395 |
| Oct. 20  | W | 24-3  | New York Giants            | 53,363 |
| Oct. 27  | L | 20-23 | at St. Louis               | 50,767 |
| Nov. 3   | W | 17-6  | at Green Bay               | 56,267 |
| Nov. 10  | W | 27-20 | at Philadelphia            | 65,947 |
| Nov. 17  | W | 28-21 | Dallas                     | 54,395 |
| Nov. 24  | W | 26-7  | Philadelphia               | 54,395 |
| Nov. 28  | L | 23-24 | at Dallas                  | 63,243 |
| Dec. 9   | W | 23-17 | at Los Angeles             | 87,313 |
| Dec. 15  | W | 42-0  | Chicago                    | 52,085 |
| Dec. 22  | L | 10-19 | Playoffs<br>at Los Angeles | 80,118 |

|                          | Redskins | Opponents |
|--------------------------|----------|-----------|
| <b>TOTAL FIRST DOWNS</b> | 249      | 210       |
| Rushing                  | 77       | 79        |
| Passing                  | 156      | 114       |
| Penalty                  | 16       | 17        |
| <b>TOTAL NET YARDS</b>   | 4,255    | 3,275     |
| Avg. Per Game            | 303.9    | 234.0     |
| Total Plays              | 908      | 843       |
| Avg. Per Play            | 4.7      | 3.9       |
| <b>NET YARDS RUSHING</b> | 1,440    | 1,439     |
| Avg. Per Game            | 102.3    | 102.8     |
| Total Rushes             | 471      | 412       |
| <b>NET YARDS PASSING</b> | 2,809    | 1,839     |
| Avg. Per Game            | 200.6    | 131.4     |
| Sacked/Yards Lost        | 25/176   | 31/250    |
| Gross Yards              | 2,978    | 2,102     |
| Attempts/Completions     | 413/254  | 400/197   |
| Completion Pct.          | 61.5     | 49.3      |
| Had Intercepted          | 11       | 25        |
| <b>PUNT/AVERAGE</b>      | 73/38.1  | 81/38.5   |
| <b>PENALTIES/YARDS</b>   | 78/661   | 69/529    |
| <b>FUMBLES/LOST</b>      | 17/9     | 28/15     |
| <b>TOUCHDOWNS</b>        | 38       | 24        |
| Rushing                  | 11       | 7         |
| Passing                  | 22       | 13        |
| Returns                  | 5        | 4         |

| SCORE BY PERIODS | Q1 | Q2  | Q3 | Q4  | OT | PTS |
|------------------|----|-----|----|-----|----|-----|
| WASHINGTON       | 37 | 120 | 61 | 102 | 0  | 320 |
| Opponents        | 49 | 41  | 71 | 35  | 0  | 196 |

| SCORING    | TD | Ru | Pa | Rt | PAT   | FG    | S | TP  |
|------------|----|----|----|----|-------|-------|---|-----|
| Moseley    | 0  | 0  | 0  | 0  | 27/30 | 18/30 | 0 | 81  |
| Brown      | 7  | 3  | 4  | 0  | 0/0   | 0/0   | 0 | 42  |
| Thomas     | 6  | 5  | 1  | 0  | 0/0   | 0/0   | 0 | 36  |
| Taylor     | 5  | 0  | 5  | 0  | 0/0   | 0/0   | 0 | 30  |
| Jefferson  | 4  | 0  | 4  | 0  | 0/0   | 0/0   | 0 | 24  |
| WASHINGTON | 38 | 11 | 22 | 5  | 35/38 | 19/31 | 0 | 320 |
| Opponents  | 24 | 7  | 13 | 4  | 22/24 | 10/14 | 0 | 196 |

| RUSHING    | No. | Yards | Avg. | Lg | TD |
|------------|-----|-------|------|----|----|
| Brown      | 163 | 430   | 3.2  | 16 | 3  |
| Denson     | 103 | 391   | 3.8  | 23 | 0  |
| Thomas     | 95  | 347   | 3.7  | 66 | 5  |
| WASHINGTON | 471 | 1,440 | 3.1  | 66 | 11 |
| Opponents  | 412 | 1,439 | 3.5  | 75 | 7  |

| PASSING    | Att | Comp | Yards | Cmp% | Yards/Att | TD | TD% | Int | Int% | Long | Sack/Lost | Rating |
|------------|-----|------|-------|------|-----------|----|-----|-----|------|------|-----------|--------|
| Jurgensen  | 167 | 107  | 1,185 | 64.1 | 7.1       | 11 | 6.6 | 5   | 3    | 44   | 10/69     | 94.6   |
| Kilmer     | 234 | 137  | 1,632 | 58.5 | 7         | 10 | 4.3 | 6   | 2.6  | 51   | 13/96     | 83.4   |
| Theismann  | 11  | 9    | 145   | 81.8 | 13.2      | 1  | 9.1 | 0   | 0    | 69   | 2/11      | 149.1  |
| WASHINGTON | 413 | 254  | 2,978 | 61.5 | 7.2       | 22 | 5.3 | 11  | 2.6  | 69   | 25/176    | 86.4   |
| Opponents  | 399 | 197  | 2,102 | 49.3 | 5.3       | 13 | 3.2 | 24  | 6    | 52   | 31/256    | 51.0   |

| RECEIVING | No. | Yards | Avg. | Lg | TD |
|-----------|-----|-------|------|----|----|
| Taylor    | 54  | 738   | 13.7 | 51 | 5  |
| J. Smith  | 44  | 554   | 12.6 | 30 | 3  |
| Jefferson | 43  | 654   | 15.2 | 43 | 4  |
| REDSKINS  | 254 | 2,978 | 11.7 | 69 | 22 |
| Opponents | 197 | 2,102 | 10.7 | 52 | 13 |

| INTERCEPTIONS | No. | Yards | Avg. | Lg | TD |
|---------------|-----|-------|------|----|----|
| Stone         | 5   | 95    | 19.0 | 31 | 0  |
| Hanburger     | 4   | 6     | 1.5  | 5  | 0  |
| Owens         | 4   | 59    | 14.8 | 24 | 0  |
| WASHINGTON    | 25  | 328   | 13.1 | 37 | 2  |
| Opponents     | 11  | 79    | 7.2  | 53 | 1  |

| PUNTING   | No. | Yards | Avg. | Lg | Blk |
|-----------|-----|-------|------|----|-----|
| Bragg     | 73  | 2,780 | 38.1 | 51 | 1   |
| Opponents | 81  | 3,119 | 38.5 | 64 | 2   |

| PUNT RETURNS | Ret | FC | Yards | Avg. | Lg | TD |
|--------------|-----|----|-------|------|----|----|
| Theismann    | 15  | 3  | 157   | 10.5 | 44 | 0  |
| WASHINGTON   | 45  | 6  | 453   | 10.1 | 58 | 1  |
| Opponents    | 51  | 3  | 458   | 9.0  | 50 | 1  |

| KICKOFF RETURNS | No. | Yards | Avg. | Lg  | TD |
|-----------------|-----|-------|------|-----|----|
| L. Jones        | 23  | 672   | 29.2 | 102 | 1  |
| WASHINGTON      | 45  | 1,166 | 25.9 | 102 | 1  |
| Opponents       | 64  | 1,379 | 21.5 | 52  | 0  |

| FIELD GOALS | 1-19 | 20-29 | 30-39 | 40-49 | 50+ |
|-------------|------|-------|-------|-------|-----|
| Moseley     | 1/1  | 2/5   | 9/13  | 6/10  | 0/1 |
| Opponents   | 0/0  | 2/2   | 5/8   | 3/4   | 0/0 |

**NOTABLE Record (Finish):** 10-4 (2nd NFC East)

**National Honors:** LB Chris Hanburger: NEA All-Pro Second Team, All-NFC Team, Pro Bowl; SS Ken Houston: NEA All-Pro Second Team, All-NFC Team, Pro Bowl; DT Diron Talbert: Pro Bowl; WR Charley Taylor: All-NFC Team, Pro Bowl

**Starters:** Offense: WR Charley Taylor (14), LT Ray Schoenke (13), LG Paul Laaveg (14), C Len Hauss (14), RG Walt Sweeney (14), RT George Starke (14), TE Jerry Smith (14), WR Roy Jefferson (13), QB Billy Kilmer (10), RB Larry Brown (11), RB Larry Smith (8), QB Sonny Jurgensen (4), LT Jim Tyrer (1), WR Frank Grant (1), RB Duane Thomas (3), RB Moses Denson (8)

**Defense:** LE Ron McDole (13), LT Manuel Sistrum (1), RT Diron Talbert (14), RE Verlon Biggs (14), LLB Dave Robinson (14), MLB Harold McLinton (13), RLB Chris Hanburger (14), LCB Pat Fischer (14), RCB Mike Bass (14), LS Ken Houston (14), RS Brig Owens (14), LT Bill Brundige (13), LE Deacon Jones (1), MLB Russ Tillman (1)

# YEARLY STATS

## 1975 (8-6) // COACH GEORGE ALLEN

|          |   |            |                    |        |
|----------|---|------------|--------------------|--------|
| Sept. 21 | W | 41-3       | New Orleans        | 53,824 |
| Sept. 28 | W | 49-13      | New York Giants    | 54,953 |
| Oct. 5   | L | 10-26      | at Philadelphia    | 66,090 |
| Oct. 13  | W | 27-17      | St. Louis          | 54,693 |
| Oct. 19  | L | 10-13      | at Houston         | 49,566 |
| Oct. 26  | W | 23-7       | at Cleveland       | 56,702 |
| Nov. 2   | W | 30-24 (OT) | Dallas             | 55,004 |
| Nov. 9   | W | 21-13      | at New York Giants | 57,242 |
| Nov. 16  | L | 17-20 (OT) | at St. Louis       | 49,919 |
| Nov. 23  | L | 23-26 (OT) | Oakland            | 53,582 |
| Nov. 30  | W | 31-30      | Minnesota          | 54,488 |
| Dec. 7   | W | 30-27      | at Atlanta         | 52,809 |
| Dec. 13  | L | 10-31      | at Dallas          | 61,091 |
| Dec. 21  | L | 3-26       | Philadelphia       | 49,385 |

|                          |          |           |
|--------------------------|----------|-----------|
| <b>TOTAL FIRST DOWNS</b> | Redskins | Opponents |
| Rushing                  | 272      | 255       |
| Passing                  | 97       | 105       |
| Penalty                  | 150      | 128       |
|                          | 25       | 22        |
| <b>TOTAL NET YARDS</b>   | 4,669    | 4,465     |
| Avg. Per Game            | 333.5    | 318.9     |
| Total Plays              | 919      | 951       |
| Avg. Per Play            | 5.1      | 4.7       |
| <b>NET YARDS RUSHING</b> | 1,752    | 2,033     |
| Avg. Per Game            | 125.1    | 145.2     |
| Total Rushes             | 444      | 525       |
| <b>NET YARDS PASSING</b> | 2,917    | 2,432     |
| Avg. Per Game            | 208.4    | 173.7     |
| Sacked/Yards Lost        | 27/175   | 36/274    |
| Gross Yards              | 3,092    | 2,706     |
| Attempts/Completions     | 448/229  | 390/217   |
| Completion Pct.          | 51.1     | 55.6      |
| Had Intercepted          | 29       | 18        |
| <b>PUNT/AVERAGE</b>      | 72/40.6  | 87/38.9   |
| <b>PENALTIES/YARDS</b>   | 78/723   | 89/772    |
| <b>FUMBLES/LOST</b>      | 28/17    | 27/19     |
| <b>TOUCHDOWNS</b>        | 40       | 33        |
| Rushing                  | 9        | 11        |
| Passing                  | 28       | 17        |
| Returns                  | 3        | 5         |

|                         |    |     |    |     |    |     |
|-------------------------|----|-----|----|-----|----|-----|
| <b>SCORE BY PERIODS</b> | Q1 | Q2  | Q3 | Q4  | OT | PTS |
| WASHINGTON              | 49 | 109 | 44 | 117 | 6  | 325 |
| Opponents               | 29 | 88  | 63 | 90  | 6  | 276 |

|                |    |    |    |    |       |       |   |     |
|----------------|----|----|----|----|-------|-------|---|-----|
| <b>SCORING</b> | TD | Ru | Pa | Rt | PAT   | FG    | S | TP  |
| Moseley        | 0  | 0  | 0  | 0  | 37/39 | 16/25 | 0 | 85  |
| Grant          | 8  | 0  | 8  | 0  | 0/0   | 0/0   | 0 | 48  |
| M. Thomas      | 7  | 4  | 3  | 0  | 0/0   | 0/0   | 0 | 42  |
| Taylor         | 6  | 0  | 6  | 0  | 0/0   | 0/0   | 0 | 36  |
| L. Brown       | 5  | 3  | 2  | 0  | 0/0   | 0/0   | 0 | 30  |
| WASHINGTON     | 40 | 9  | 28 | 3  | 37/39 | 16/25 | 0 | 325 |
| Opponents      | 33 | 11 | 17 | 5  | 27/33 | 17/30 | 0 | 276 |

|                |     |       |      |    |    |
|----------------|-----|-------|------|----|----|
| <b>RUSHING</b> | No. | Yards | Avg. | Lg | TD |
| M. Thomas      | 235 | 919   | 3.9  | 34 | 4  |
| L. Brown       | 97  | 352   | 3.6  | 43 | 3  |
| Denson         | 56  | 195   | 3.5  | 14 | 0  |
| WASHINGTON     | 444 | 1,752 | 3.9  | 43 | 9  |
| Opponents      | 525 | 2,033 | 3.9  | 53 | 11 |

|                |     |      |       |      |           |    |     |     |      |      |           |        |
|----------------|-----|------|-------|------|-----------|----|-----|-----|------|------|-----------|--------|
| <b>PASSING</b> | Att | Comp | Yards | Cmp% | Yards/Att | TD | TD% | Int | Int% | Long | Sack/Lost | Rating |
| Kilmer         | 346 | 178  | 2,440 | 51.4 | 7.1       | 23 | 6.6 | 16  | 4.6  | 96   | 23/138    | 77.1   |
| Johnson        | 79  | 41   | 556   | 51.9 | 7.0       | 4  | 5.1 | 10  | 12.7 | 36   | 2/19      | 52.1   |
| Theismann      | 22  | 10   | 96    | 45.5 | 4.4       | 1  | 4.5 | 3   | 13.6 | 30   | 2/18      | 33.6   |
| WASHINGTON     | 448 | 229  | 3,092 | 51.1 | 6.9       | 28 | 6.3 | 29  | 6.5  | 96   | 27/175    | 67.3   |
| Opponents      | 390 | 217  | 2,706 | 55.6 | 6.9       | 17 | 4.4 | 18  | 4.6  | 68   | 36/274    | 72.7   |

|                  |     |       |      |     |    |
|------------------|-----|-------|------|-----|----|
| <b>RECEIVING</b> | No. | Yards | Avg. | Lg  | TD |
| Taylor           | 53  | 744   | 14   | 64  | 6  |
| Grant            | 41  | 776   | 18.9 | 96t | 8  |
| M. Thomas        | 40  | 483   | 12   | 33  | 3  |
| WASHINGTON       | 229 | 3,092 | 13.5 | 96t | 28 |
| Opponents        | 217 | 2,706 | 12.5 | 62t | 17 |

|                      |     |       |      |    |    |
|----------------------|-----|-------|------|----|----|
| <b>INTERCEPTIONS</b> | No. | Yards | Avg. | Lg | TD |
| Bass                 | 4   | 85    | 21.3 | 49 | 0  |
| Houston              | 4   | 33    | 8.3  | 19 | 0  |
| Hanburger            | 3   | 81    | 27   | 37 | 0  |
| WASHINGTON           | 18  | 335   | 18.6 | 57 | 0  |
| Opponents            | 29  | 469   | 16.2 | 89 | 4  |

|                |     |       |      |    |     |
|----------------|-----|-------|------|----|-----|
| <b>PUNTING</b> | No. | Yards | Avg. | Lg | Blk |
| Bragg          | 72  | 2,924 | 40.6 | 63 | 0   |
| Opponents      | 87  | 3,384 | 38.9 | 60 | 1   |

|                     |     |    |       |      |    |    |
|---------------------|-----|----|-------|------|----|----|
| <b>PUNT RETURNS</b> | Ret | FC | Yards | Avg. | Lg | TD |
| Jones               | 53  | 5  | 407   | 7.7  | 52 | 1  |
| WASHINGTON          | 61  | 9  | 464   | 7.6  | 52 | 1  |
| Opponents           | 38  | 13 | 240   | 6.3  | 19 | 0  |

|                        |     |       |      |    |    |
|------------------------|-----|-------|------|----|----|
| <b>KICKOFF RETURNS</b> | No. | Yards | Avg. | Lg | TD |
| Jones                  | 47  | 1,086 | 23.1 | 44 | 0  |
| WASHINGTON             | 58  | 1,296 | 22.3 | 50 | 0  |
| Opponents              | 64  | 1,357 | 21.2 | 93 | 1  |

|                    |      |       |       |       |     |
|--------------------|------|-------|-------|-------|-----|
| <b>FIELD GOALS</b> | 1-19 | 20-29 | 30-39 | 40-49 | 50+ |
| Moseley            | 0/0  | 1/3   | 9/10  | 6/9   | 0/3 |
| Opponents          | 1/1  | 9/12  | 3/8   | 4/9   | 0/0 |

**NOTABLE Record (Finish):** 8-6 (3rd NFC East)

**National Honors:** SS Ken Houston: PFWA All-Pro Team, NEA All-Pro Team, All-NFC Team, Pro Bowl; LB Chris Hanburger: PFWA All-Pro Second Team, NEA All-Pro Second Team, All-NFC Team, Pro Bowl; WR Charley Taylor: All-NFC Team, Pro Bowl; RB Mike Thomas: PFWA All-Rookie Team

**Starters:** Offense: WR Charley Taylor (14), LT Tim Stokes (5), LG Paul Laaveg (8), C Len Hauss (14), RG/LG Ray Schoenke (1/8), RT George Starke (14), TE Jerry Smith (14), WR Roy Jefferson (5), QB Billy Kilmer (13), RB Moses Denson (9), RB Larry Brown (8), LT Terry Hermeling (9), RG Walter Sweeney (13), WR Frank Grant (9), QB Randy Johnson (1), RB Mike Thomas (9)

Defense: LE Ron McDole (14), LT Bill Brundige (13), RT Diron Talbert (13), RE Dennis Johnson (14), LLB Brad Dusek (14), MLB Harold McLinton (14), RLB Chris Hanburger (14), LCB Pat Fischer (11), RCB Mike Bass (14), LS Ken Houston (14), RS/LCB Bryant Salter (11/2), LCB Spencer Thomas (1), RT Dave Butz (1), LT Manny Sistrunk (1), RS Brig Owens (3)

# YEARLY STATS

## 1976 (10-4) // COACH GEORGE ALLEN

|          |   |            |                    |        |
|----------|---|------------|--------------------|--------|
| Sept. 12 | W | 19-17      | New York Giants    | 54,245 |
| Sept. 19 | W | 31-7       | Seattle            | 53,174 |
| Sept. 27 | W | 20-17 (OT) | at Philadelphia    | 60,131 |
| Oct. 3   | L | 7-33       | at Chicago         | 52,105 |
| Oct. 10  | L | 30-33      | Kansas City        | 53,060 |
| Oct. 17  | W | 20-7       | Detroit            | 45,908 |
| Oct. 25  | W | 20-10      | St. Louis          | 48,325 |
| Oct. 31  | L | 7-20       | Dallas             | 55,004 |
| Nov. 7   | W | 24-21      | at San Francisco   | 56,134 |
| Nov. 14  | L | 9-12       | at New York Giants | 72,975 |
| Nov. 21  | W | 16-10      | at St. Louis       | 49,833 |
| Nov. 28  | W | 24-0       | Philadelphia       | 54,292 |
| Dec. 5   | W | 37-16      | at New York Jets   | 46,638 |
| Dec. 12  | W | 27-14      | at Dallas          | 59,916 |
| Playoffs |   |            |                    |        |
| Dec. 18  | L | 20-35      | at Minnesota       | 47,221 |

|                          | Redskins | Opponents |
|--------------------------|----------|-----------|
| <b>TOTAL FIRST DOWNS</b> | 255      | 215       |
| Rushing                  | 114      | 109       |
| Passing                  | 122      | 91        |
| Penalty                  | 19       | 15        |
| <b>TOTAL NET YARDS</b>   | 4,096    | 4,070     |
| Avg. Per Game            | 292.6    | 290.7     |
| Total Plays              | 956      | 952       |
| Avg. Per Play            | 4.3      | 4.3       |
| <b>NET YARDS RUSHING</b> | 2,111    | 2,205     |
| Avg. Per Game            | 150.8    | 157.5     |
| Total Rushes             | 548      | 555       |
| <b>NET YARDS PASSING</b> | 1,985    | 1,917     |
| Avg. Per Game            | 141.8    | 136.9     |
| Sacked/Yards Lost        | 38/303   | 44/324    |
| Gross Yards              | 2,288    | 2,241     |
| Attempts/Completions     | 370/187  | 355/146   |
| Completion Pct.          | 50.5     | 41.1      |
| Had Intercepted          | 20       | 26        |
| <b>PUNT/AVERAGE</b>      | 90/38.9  | 93/38.9   |
| <b>NET PUNTING AVG.</b>  | 90/32.9  | 93/30.0   |
| <b>PENALTIES/YARDS</b>   | 90/868   | 95/818    |
| <b>FUMBLES/LOST</b>      | 36/23    | 38/22     |
| <b>TOUCHDOWNS</b>        | 32       | 23        |
| Rushing                  | 10       | 12        |
| Passing                  | 20       | 11        |
| Returns                  | 2        | 0         |

| SCORE BY PERIODS | Q1 | Q2 | Q3 | Q4 | OT | PTS |
|------------------|----|----|----|----|----|-----|
| WASHINGTON       | 46 | 74 | 73 | 95 | 3  | 291 |
| Opponents        | 39 | 68 | 40 | 70 | 0  | 217 |

| SCORING    | TD | Ru | Pa | Rt | PAT   | FG    | S | TP  |
|------------|----|----|----|----|-------|-------|---|-----|
| Moseley    | 0  | 0  | 0  | 0  | 31/32 | 22/34 | 0 | 97  |
| Thomas     | 9  | 5  | 4  | 0  | 0/0   | 0/0   | 0 | 54  |
| Fugett     | 6  | 0  | 6  | 0  | 0/0   | 0/0   | 0 | 36  |
| Grant      | 5  | 0  | 5  | 0  | 0/0   | 0/0   | 0 | 30  |
| Riggins    | 4  | 3  | 1  | 0  | 0/0   | 0/0   | 0 | 24  |
| WASHINGTON | 32 | 10 | 20 | 2  | 31/32 | 22/34 | 1 | 291 |
| Opponents  | 23 | 12 | 11 | 0  | 22/23 | 19/30 | 0 | 217 |

| RUSHING    | No. | Yards | Avg. | Lg  | TD |
|------------|-----|-------|------|-----|----|
| Thomas     | 254 | 1,101 | 4.3  | 28  | 5  |
| Riggins    | 162 | 572   | 3.5  | 15  | 3  |
| Hill       | 79  | 301   | 3.8  | 15  | 1  |
| WASHINGTON | 548 | 2,111 | 3.9  | 28  | 10 |
| Opponents  | 555 | 2,205 | 4.0  | 80t | 12 |

| PASSING    | Att | Comp | Yards | Cmp% | Yards/Att | TD | TD% | Int | Int% | Long | Sack/Lost | Rating |
|------------|-----|------|-------|------|-----------|----|-----|-----|------|------|-----------|--------|
| Kilmer     | 206 | 108  | 1,252 | 52.4 | 6.1       | 12 | 5.8 | 10  | 4.9  | 53   | 15/125    | 70.0   |
| Theismann  | 163 | 79   | 1,036 | 48.5 | 6.4       | 8  | 4.9 | 10  | 6.1  | 44   | 22/172    | 59.9   |
| WASHINGTON | 370 | 187  | 2,288 | 50.5 | 6.2       | 20 | 5.4 | 20  | 5.4  | 53   | 38/303    | 65.4   |
| Opponents  | 355 | 146  | 2,241 | 41.1 | 6.3       | 11 | 3.1 | 26  | 7.3  | 85   | 44/324    | 42.5   |

| RECEIVING  | No. | Yards | Avg. | Lg  | TD |
|------------|-----|-------|------|-----|----|
| Grant      | 50  | 818   | 16.4 | 53t | 5  |
| Thomas     | 28  | 290   | 10.4 | 34  | 4  |
| Jefferson  | 27  | 364   | 13.5 | 27  | 2  |
| WASHINGTON | 187 | 2,288 | 12.3 | 53t | 20 |
| Opponents  | 146 | 2,241 | 15.3 | 85t | 11 |

| INTERCEPTIONS | No. | Yards | Avg. | Lg | TD |
|---------------|-----|-------|------|----|----|
| Lavender      | 8   | 77    | 9.6  | 28 | 0  |
| Fischer       | 5   | 38    | 7.6  | 32 | 0  |
| Houston       | 4   | 25    | 6.3  | 12 | 0  |
| WASHINGTON    | 26  | 190   | 7.3  | 32 | 0  |
| Opponents     | 20  | 149   | 7.5  | 31 | 0  |

| PUNTING   | No. | Yards | Avg. | Net  | TB | In | Lg | Blk |
|-----------|-----|-------|------|------|----|----|----|-----|
| Bragg     | 90  | 3,503 | 38.9 | 32.9 | 11 | 15 | 56 | 0   |
| Opponents | 93  | 3,621 | 38.9 | 30.0 | 7  | 18 | 61 | 0   |

| PUNT RETURNS | Ret | FC | Yards | Avg. | Lg  | TD |
|--------------|-----|----|-------|------|-----|----|
| E. Brown     | 48  | 8  | 646   | 13.5 | 71t | 1  |
| WASHINGTON   | 52  | 9  | 688   | 13.2 | 71t | 1  |
| Opponents    | 44  | 12 | 323   | 7.3  | 29  | 0  |

| KICKOFF RETURNS | No. | Yards | Avg. | Lg | TD |
|-----------------|-----|-------|------|----|----|
| E. Brown        | 30  | 738   | 24.6 | 67 | 0  |
| WASHINGTON      | 50  | 1,066 | 21.3 | 67 | 0  |
| Opponents       | 63  | 1,018 | 16.2 | 48 | 0  |

| FIELD GOALS | 1-19 | 20-29 | 30-39 | 40-49 | 50+ |
|-------------|------|-------|-------|-------|-----|
| Moseley     | 1/1  | 7/8   | 8/11  | 6/13  | 0/1 |
| Opponents   | 0/0  | 4/5   | 9/13  | 4/9   | 2/3 |

**NOTABLE Record (Finish):** 10-4 (2nd NFC East)

**National Honors:** PR Eddie Brown: AP All-Pro Second Team, Pro Bowl; LB Chris Hanburger: NEA All-Pro Team, All-NFL Team, UPI All-NFC Team, Pro Bowl; SS Ken Houston: PFWA All-Pro Team, NEA All-Pro Team, All-NFL Team, UPI All-NFC Team, Pro Bowl; RB Mike Thomas: Pro Bowl

**Starters:** Offense: WR Frank Grant (14), LT Tim Stokes (14), LG Ron Saul (11), C Len Hauss (14), RG Terry Hermeling (12), RT George Starke (14), TE Jean Fugett (12), WR Roy Jefferson (14), QB Billy Kilmer (9), RB John Riggins (14), RB Mike Thomas (12), QB Joe Theismann (5), LG/RG Dan Nugent (3/2), TE Jerry Smith (2)

Defense: LE Ron McDole (14), LT/RE Bill Brundige (4/2), RT Diron Talbert (14), RE Dennis Johnson (12), LLB Brad Dusek (14), MLB Harold McClinton (14), RLB Chris Hanburger (14), LCB Pat Fischer (14), RCB Joe Lavender (14), LS Ken Houston (14), RS Jake Scott (12), RT Dave Butz (10), RS Brig Owens (2)

# YEARLY STATS

## 1977 (9-5) // COACH GEORGE ALLEN

|          |   |       |                    |        |
|----------|---|-------|--------------------|--------|
| Sept. 18 | L | 17-20 | at New York Giants | 76,086 |
| Sept. 25 | W | 10-6  | Atlanta            | 55,031 |
| Oct. 2   | W | 24-14 | St. Louis          | 55,031 |
| Oct. 9   | W | 10-0  | at Tampa Bay       | 58,571 |
| Oct. 16  | L | 16-34 | at Dallas          | 62,115 |
| Oct. 23  | L | 6-17  | New York Giants    | 53,903 |
| Oct. 30  | W | 23-17 | Philadelphia       | 55,031 |
| Nov. 7   | L | 3-10  | at Baltimore       | 57,740 |
| Nov. 13  | W | 17-14 | at Philadelphia    | 60,702 |
| Nov. 21  | W | 10-9  | Green Bay          | 51,498 |
| Nov. 27  | L | 7-14  | Dallas             | 55,031 |
| Dec. 4   | W | 10-0  | at Buffalo         | 22,975 |
| Dec. 10  | W | 26-20 | at St. Louis       | 36,067 |
| Dec. 17  | W | 17-14 | Los Angeles Rams   | 54,208 |

|                          | Redskins | Opponents |
|--------------------------|----------|-----------|
| <b>TOTAL FIRST DOWNS</b> | 227      | 234       |
| Rushing                  | 79       | 112       |
| Passing                  | 124      | 102       |
| Penalty                  | 24       | 20        |
| <b>POSSESSION AVG.</b>   | 29:52    | 30:08     |
| <b>TOTAL NET YARDS</b>   | 3,615    | 4,110     |
| Avg. Per Game            | 258.2    | 293.6     |
| Total Plays              | 937      | 961       |
| Avg. Per Play            | 3.9      | 4.3       |
| <b>NET YARDS RUSHING</b> | 1,752    | 2,039     |
| Avg. Per Game            | 125.1    | 145.6     |
| Total Rushes             | 502      | 537       |
| <b>NET YARDS PASSING</b> | 1,863    | 2,071     |
| Avg. Per Game            | 133.1    | 147.9     |
| Sacked/Yards Lost        | 52/421   | 45/359    |
| Gross Yards              | 2,284    | 2,430     |
| Attempts/Completions     | 383/183  | 380/167   |
| Completion Pct.          | 47.8     | 43.9      |
| Had Intercepted          | 16       | 21        |
| <b>PUNT/AVERAGE</b>      | 91/38.5  | 94/37.0   |
| <b>NET PUNTING AVG.</b>  | 91/35.3  | 94/31.1   |
| <b>PENALTIES/YARDS</b>   | 94/802   | 100/857   |
| <b>FUMBLES/LOST</b>      | 26/14    | 27/12     |
| <b>TOUCHDOWNS</b>        | 19       | 21        |
| Rushing                  | 4        | 8         |
| Passing                  | 15       | 12        |
| Returns                  | 0        | 1         |

| SCORE BY PERIODS | Q1 | Q2 | Q3 | Q4  | OT | PTS |
|------------------|----|----|----|-----|----|-----|
| WASHINGTON       | 64 | 42 | 33 | 57  | 0  | 196 |
| Opponents        | 17 | 37 | 32 | 103 | 0  | 189 |

| SCORING    | TD | Ru | Pa | Rt | PAT   | FG    | S | TP  |
|------------|----|----|----|----|-------|-------|---|-----|
| Moseley    | 0  | 0  | 0  | 0  | 19/19 | 21/37 | 0 | 82  |
| Thomas     | 5  | 3  | 2  | 0  | 0/0   | 0/0   | 0 | 30  |
| Fugett     | 5  | 0  | 5  | 0  | 0/0   | 0/0   | 0 | 30  |
| Grant      | 3  | 0  | 3  | 0  | 0/0   | 0/0   | 0 | 18  |
| Riggins    | 2  | 0  | 0  | 0  | 0/0   | 0/0   | 0 | 12  |
| WASHINGTON | 19 | 4  | 15 | 0  | 19/19 | 21/37 | 0 | 196 |
| Opponents  | 21 | 8  | 12 | 1  | 21/21 | 14/29 | 0 | 189 |

| RUSHING    | No. | Yards | Avg. | Lg | TD |
|------------|-----|-------|------|----|----|
| Thomas     | 228 | 806   | 3.5  | 31 | 3  |
| Harmon     | 94  | 310   | 3.3  | 21 | 0  |
| Hill       | 69  | 257   | 3.7  | 34 | 0  |
| WASHINGTON | 502 | 1,752 | 3.5  | 34 | 4  |
| Opponents  | 537 | 2,039 | 3.8  | 44 | 8  |

| PASSING    | Att | Comp | Yards | Cmp% | Yards/Att | TD | TD% | Int | Int% | Long | Sack/Lost | Rating |
|------------|-----|------|-------|------|-----------|----|-----|-----|------|------|-----------|--------|
| Kilmer     | 201 | 99   | 1,187 | 49.3 | 5.9       | 8  | 4.0 | 7   | 3.5  | 59   | 22/189    | 66.5   |
| Theismann  | 182 | 84   | 1,097 | 46.2 | 6.0       | 7  | 3.9 | 9   | 4.9  | 52   | 30/241    | 57.9   |
| WASHINGTON | 383 | 183  | 2,284 | 47.8 | 5.9       | 15 | 3.9 | 16  | 4.2  | 59   | 52/421    | 62.3   |
| Opponents  | 380 | 167  | 2,430 | 43.9 | 6.4       | 12 | 3.2 | 21  | 5.5  | 82   | 45/359    | 52.9   |

| RECEIVING  | No. | Yards | Avg. | Lg | TD |
|------------|-----|-------|------|----|----|
| Fugett     | 36  | 631   | 17.5 | 52 | 5  |
| Grant      | 34  | 480   | 14.1 | 59 | 3  |
| Thomas     | 28  | 245   | 8.8  | 25 | 2  |
| WASHINGTON | 183 | 2,284 | 12.5 | 59 | 15 |
| Opponents  | 167 | 2,430 | 14.6 | 82 | 12 |

| INTERCEPTIONS | No. | Yards | Avg. | Lg | TD |
|---------------|-----|-------|------|----|----|
| Houston       | 5   | 69    | 13.8 | 31 | 0  |
| Lavender      | 4   | 36    | 9.0  | 31 | 0  |
| Williams      | 4   | 25    | 6.3  | 25 | 0  |
| WASHINGTON    | 21  | 188   | 9.0  | 31 | 0  |
| Opponents     | 16  | 296   | 18.5 | 45 | 1  |

| PUNTING   | No. | Yards | Avg. | Net  | TB | In | Lg | Blk |
|-----------|-----|-------|------|------|----|----|----|-----|
| Bragg     | 91  | 3,502 | 38.5 | 35.3 | 3  | 29 | 56 | 0   |
| Opponents | 94  | 3,476 | 37.0 | 31.1 | 5  | 12 | 75 | 0   |

| PUNT RETURNS | Ret | FC | Yards | Avg. | Lg | TD |
|--------------|-----|----|-------|------|----|----|
| Brown        | 57  | 8  | 452   | 7.9  | 43 | 0  |
| Opponents    | 50  | 7  | 228   | 4.6  | 50 | 0  |

| KICKOFF RETURNS | No. | Yards | Avg. | Lg | TD |
|-----------------|-----|-------|------|----|----|
| Brown           | 34  | 852   | 25.1 | 46 | 0  |
| WASHINGTON      | 47  | 1,087 | 23.1 | 46 | 0  |
| Opponents       | 54  | 1,033 | 19.1 | 46 | 0  |

| FIELD GOALS | 1-19 | 20-29 | 30-39 | 40-49 | 50+ |
|-------------|------|-------|-------|-------|-----|
| Moseley     | 1/1  | 3/3   | 4/5   | 9/22  | 4/6 |
| Opponents   | 0/0  | 6/7   | 2/8   | 5/11  | 1/3 |

**NOTABLE RECORD (Finish):** 9-5 (2nd NFC East)

**Notable Honors:** TE Jean Fugett: UPI All-NFC Team, Pro Bowl; SS Ken Houston: NEA First Team All-Pro, All-NFL Team, UPI All-NFC Team, Pro Bowl; PR Eddie Brown: Pro Bowl

**Starters:** Defense: WR Charley Taylor (7), LT Tim Stokes (14), LG Ron Saul (14), C Len Hauss (14), RG Terry Hermeling (12), RT George Starke (14), TE Jean Fugett (14), WR Frank Grant (14), QB Billy Kilmer (8), RB Mike Thomas (13), RB John Riggins (5), WR Danny Buggs (7), RG Dan Nugent (2), QB Joe Theismann (6), RB Calvin Hill (1), RB Clarence Harmon (9)

Defense: LE Ron McDole (14), LT Dave Butz (8), RT Diron Talbert (14), RE Dennis Johnson (11), LLB Brad Dusek (14), MLB Harold McLinton (14), RLB Mike Curtis (10), LCB Gerard Williams (11), RCB Joe Lavender (14), SS Ken Houston (14), FS Jake Scott (14), LT Bill Brundige (6), RE Karl Lorch (3), RLB Chris Hanburger (4), LCB Pat Fischer (3)

# YEARLY STATS

## 1978 (8-8) // COACH JACK PARDEE

|          |   |            |                    |        |
|----------|---|------------|--------------------|--------|
| Sept. 3  | W | 16-14      | at New England     | 55,037 |
| Sept. 10 | W | 35-30      | Philadelphia       | 54,380 |
| Sept. 17 | W | 28-10      | at St. Louis       | 49,282 |
| Sept. 24 | W | 23-3       | New York Jets      | 54,729 |
| Oct. 2   | W | 9-5        | Dallas             | 55,031 |
| Oct. 8   | W | 21-19      | at Detroit         | 60,555 |
| Oct. 15  | L | 10-17      | at Philadelphia    | 65,722 |
| Oct. 22  | L | 6-17       | at New York Giants | 76,192 |
| Oct. 29  | W | 38-20      | San Francisco      | 53,706 |
| Nov. 6   | L | 17-21      | at Baltimore       | 57,631 |
| Nov. 12  | W | 16-13 (OT) | New York Giants    | 53,271 |
| Nov. 19  | L | 17-27      | St. Louis          | 52,460 |
| Nov. 23  | L | 10-37      | at Dallas          | 64,905 |
| Dec. 3   | L | 0-16       | Miami              | 52,860 |
| Dec. 10  | L | 17-20      | at Atlanta         | 54,178 |
| Dec. 16  | L | 10-14      | Chicago            | 49,774 |

|                          | Redskins | Opponents |
|--------------------------|----------|-----------|
| <b>TOTAL FIRST DOWNS</b> | 261      | 283       |
| Rushing                  | 99       | 131       |
| Passing                  | 134      | 133       |
| Penalty                  | 28       | 19        |
| <b>TOTAL NET YARDS</b>   | 4,648    | 4,914     |
| Avg. Per Game            | 290.5    | 307.1     |
| Total Plays              | 1,025    | 1,069     |
| Avg. Per Play            | 4.5      | 4.6       |
| <b>NET YARDS RUSHING</b> | 2,083    | 2,536     |
| Avg. Per Game            | 130.2    | 158.5     |
| Total Rushes             | 536      | 625       |
| <b>NET YARDS PASSING</b> | 2,565    | 2,378     |
| Avg. Per Game            | 160.3    | 148.6     |
| Sacked/Yards Lost        | 46/413   | 35/323    |
| Gross Yards              | 2,978    | 2,701     |
| Attempts/Completions     | 443/212  | 409/197   |
| Completion Pct.          | 47.9     | 48.2      |
| Had Intercepted          | 21       | 22        |
| <b>PUNT/AVERAGE</b>      | 103/39.4 | 104/37.3  |
| <b>NET PUNTING AVG.</b>  | 33.9     | 30.8      |
| <b>PENALTIES/YARDS</b>   | 117/999  | 85/796    |
| <b>FUMBLES/LOST</b>      | 31/16    | 20/10     |
| <b>TOUCHDOWNS</b>        | 31       | 30        |
| Rushing                  | 10       | 15        |
| Passing                  | 17       | 11        |
| Returns                  | 4        | 4         |

| SCORE BY PERIODS | Q1 | Q2  | Q3 | Q4 | OT | PTS |
|------------------|----|-----|----|----|----|-----|
| WASHINGTON       | 23 | 107 | 71 | 69 | 3  | 273 |
| Opponents        | 81 | 61  | 66 | 75 | 0  | 283 |

| SCORING    | TD | Ru | Pa | Rt | PAT   | FG    | S | TP  |
|------------|----|----|----|----|-------|-------|---|-----|
| Moseley    | 0  | 0  | 0  | 0  | 30/31 | 19/30 | 0 | 87  |
| Fugett     | 7  | 0  | 7  | 0  | 0/0   | 0/0   | 0 | 42  |
| Riggins    | 5  | 5  | 0  | 0  | 0/0   | 0/0   | 0 | 30  |
| Thomas     | 5  | 3  | 2  | 0  | 0/0   | 0/0   | 0 | 30  |
| McDaniel   | 4  | 0  | 4  | 0  | 0/0   | 0/0   | 0 | 24  |
| WASHINGTON | 31 | 10 | 17 | 4  | 30/31 | 19/30 | 0 | 273 |
| Opponents  | 30 | 15 | 11 | 4  | 29/30 | 24/34 | 1 | 283 |

| RUSHING    | No. | Yards | Avg. | Lg | TD |
|------------|-----|-------|------|----|----|
| Riggins    | 248 | 1,014 | 4.1  | 31 | 5  |
| Thomas     | 160 | 534   | 3.3  | 26 | 3  |
| Theismann  | 37  | 177   | 4.8  | 20 | 1  |
| WASHINGTON | 536 | 2,083 | 3.9  | 47 | 10 |
| Opponents  | 625 | 2,536 | 4.1  | 59 | 15 |

| PASSING    | Att | Comp | Yards | Cmp% | Yards/Att | TD | TD% | Int | Int% | Long | Sack/Lost | Rating |
|------------|-----|------|-------|------|-----------|----|-----|-----|------|------|-----------|--------|
| Theismann  | 395 | 187  | 2,593 | 47.3 | 6.5       | 13 | 3.3 | 18  | 4.6  | 63   | 42/391    | 60.7   |
| Kilmer     | 46  | 23   | 316   | 50.0 | 6.8       | 4  | 8.7 | 3   | 6.5  | 50   | 4/22      | 74.3   |
| WASHINGTON | 439 | 212  | 2,978 | 48.0 | 6.8       | 17 | 3.9 | 21  | 4.8  | 63   | 46/413    | 63/8   |
| Opponents  | 409 | 197  | 2,701 | 48.2 | 6.6       | 10 | 2.4 | 22  | 5.4  | 78   | 35/323    | 55.3   |

| RECEIVING  | No. | Yards | Avg. | Lg | TD |
|------------|-----|-------|------|----|----|
| Buggs      | 36  | 575   | 16.0 | 63 | 2  |
| Thomas     | 35  | 367   | 11.1 | 35 | 2  |
| McDaniel   | 34  | 577   | 17.0 | 52 | 4  |
| WASHINGTON | 212 | 2,978 | 14.0 | 63 | 17 |
| Opponents  | 197 | 2,701 | 13.7 | 78 | 10 |

| INTERCEPTIONS | No. | Yards | Avg. | Lg | TD |
|---------------|-----|-------|------|----|----|
| Scott         | 7   | 72    | 10.3 | 39 | 0  |
| Williams      | 4   | 51    | 12.8 | 20 | 0  |
| Parrish       | 4   | 21    | 5.3  | 23 | 0  |
| WASHINGTON    | 22  | 187   | 8.5  | 39 | 0  |
| Opponents     | 21  | 480   | 22.9 | 59 | 1  |

| PUNTING   | No. | Yards | Avg. | Net  | TB | In | Lg | Blk |
|-----------|-----|-------|------|------|----|----|----|-----|
| Bragg     | 103 | 4,056 | 39.4 | 33.9 | 10 | 23 | 56 | 1   |
| Opponents | 104 | 3,882 | 37.3 | 30.8 | 6  | 20 | 59 | 1   |

| PUNT RETURNS | Ret | FC | Yards | Avg. | Lg | TD |
|--------------|-----|----|-------|------|----|----|
| Green        | 42  | 13 | 443   | 10.5 | 80 | 1  |
| WASHINGTON   | 54  | 17 | 527   | 9.8  | 80 | 1  |
| Opponents    | 49  | 24 | 328   | 6.7  | 73 | 2  |

| KICKOFF RETURNS | No. | Yards | Avg. | Lg | TD |
|-----------------|-----|-------|------|----|----|
| Green           | 34  | 870   | 25.6 | 99 | 1  |
| WASHINGTON      | 58  | 1,352 | 23.3 | 99 | 1  |
| Opponents       | 55  | 965   | 17.5 | 44 | 0  |

| FIELD GOALS | 1-19 | 20-29 | 30-39 | 40-49 | 50+ |
|-------------|------|-------|-------|-------|-----|
| Moseley     | 0/0  | 4/4   | 5/7   | 8/13  | 2/6 |
| Opponents   | 2/2  | 9/9   | 12/16 | 1/4   | 0/3 |

**NOTABLE Record (Finish):** 8-8 [3rd NFC East]

**National Honors:** PR Tony Green: Pro Bowl; SS Ken Houston: Pro Bowl

**Starters:** Offense: WR Frank Grant (6), LT Terry Hermeling (16), LG Ron Saul (15), C Bob Kuziel (16), RG Dan Nugent (16), RT George Starke (9), TE Reggie Haynes (4), WR Danny Buggs (11), QB Joe Theismann (14), HB Mike Thomas (13), FB John Riggins (15), WR John McDaniel (11), LG/RT Jim Harlan (1/1), RT Jeff Williams (6), Jean Fugett (12), QB Billy Kilmer (2), WR Ricky Thompson (4), RB Clarence Harmon (3), HB Benny Malone (1)

**Defense:** LE/RE Ron McDole (9/1), LT Dave Butz (16), RT Diron Talbert (12), RE Coy Bacon (14), LLB Brad Dusek (16), MLB Harold McLinton (15), RLB Chris Hanburger (16), LCB Lemar Parrish (11), RCB Joe Lavender (16), SS Ken Houston (16), FS Jake Scott (16), RT Perry Brooks (1), RT Perry Brooks (3), LE/RE Karl Lorch (7/1), MLB Mike Curtis (2), LCB Gerard Williams (5)

# YEARLY STATS

## 1979 (10-6) // COACH JACK PARDEE

|          |   |       |                    |        |
|----------|---|-------|--------------------|--------|
| Sept. 2  | L | 27-29 | Houston            | 54,282 |
| Sept. 9  | W | 27-24 | at Detroit         | 54,991 |
| Sept. 17 | W | 27-0  | New York Giants    | 54,672 |
| Sept. 23 | W | 17-7  | at St. Louis       | 50,680 |
| Sept. 30 | W | 16-7  | at Atlanta         | 56,810 |
| Oct. 7   | L | 17-28 | at Philadelphia    | 69,142 |
| Oct. 14  | W | 13-9  | at Cleveland       | 63,323 |
| Oct. 21  | W | 17-7  | Philadelphia       | 54,442 |
| Oct. 28  | L | 10-14 | New Orleans        | 52,133 |
| Nov. 4   | L | 7-38  | at Pittsburgh      | 49,462 |
| Nov. 11  | W | 30-28 | St. Louis          | 50,868 |
| Nov. 19  | W | 34-20 | Dallas             | 55,031 |
| Nov. 25  | L | 6-14  | at New York Giants | 72,641 |
| Dec. 2   | W | 38-21 | Green Bay          | 51,662 |
| Dec. 9   | W | 28-14 | Cincinnati         | 52,882 |
| Dec. 16  | L | 34-35 | at Dallas          | 62,867 |

|                          | Redskins | Opponents |
|--------------------------|----------|-----------|
| <b>TOTAL FIRST DOWNS</b> | 297      | 320       |
| Rushing                  | 126      | 126       |
| Passing                  | 144      | 165       |
| Penalty                  | 27       | 29        |
| <b>TOTAL NET YARDS</b>   | 4,904    | 5,142     |
| Avg. Per Game            | 306.5    | 321.4     |
| Total Plays              | 1,044    | 1,058     |
| Avg. Per Play            | 4.7      | 4.9       |
| <b>NET YARDS RUSHING</b> | 2,328    | 2,150     |
| Avg. Per Game            | 145.5    | 134.4     |
| Total Rushes             | 609      | 541       |
| <b>NET YARDS PASSING</b> | 2,576    | 2,992     |
| Avg. Per Game            | 161.0    | 187.0     |
| Sacked/Yards Lost        | 34/263   | 47/347    |
| Gross Yards              | 2,839    | 3,339     |
| Attempts/Completions     | 401/235  | 470/234   |
| Completion Pct.          | 58.6     | 49.8      |
| Had Intercepted          | 15       | 26        |
| <b>PUNT/AVERAGE</b>      | 78/38.4  | 70/40.7   |
| <b>NET PUNTING AVG.</b>  | 78/34.1  | 70/34.2   |
| <b>PENALTIES/YARDS</b>   | 86/749   | 77/619    |
| <b>FUMBLES/LOST</b>      | 21/10    | 34/21     |
| <b>TOUCHDOWNS</b>        | 39       | 39        |
| Rushing                  | 17       | 21        |
| Passing                  | 20       | 18        |
| Returns                  | 2        | 0         |

| SCORE BY PERIODS | Q1 | Q2  | Q3 | Q4  | OT | PTS |
|------------------|----|-----|----|-----|----|-----|
| WASHINGTON       | 61 | 130 | 57 | 100 | 0  | 348 |
| Opponents        | 65 | 75  | 48 | 107 | 0  | 295 |

| SCORING    | TD | Ru | Pa | Rt | PAT   | FG    | S | TP  |
|------------|----|----|----|----|-------|-------|---|-----|
| Moseley    | 0  | 0  | 0  | 0  | 39/39 | 25/33 | 0 | 114 |
| Riggins    | 12 | 9  | 3  | 0  | 0/0   | 0/0   | 0 | 72  |
| Harmon     | 5  | 0  | 5  | 0  | 0/0   | 0/0   | 0 | 30  |
| WASHINGTON | 39 | 17 | 20 | 2  | 39/39 | 25/33 | 0 | 348 |
| Opponents  | 39 | 21 | 18 | 0  | 37/39 | 8/17  | 0 | 295 |

| RUSHING    | No. | Yards | Avg. | Lg | TD |
|------------|-----|-------|------|----|----|
| Riggins    | 260 | 1,153 | 4.4  | 66 | 9  |
| Malone     | 176 | 472   | 2.7  | 14 | 3  |
| Harmon     | 65  | 267   | 4.1  | 18 | 0  |
| WASHINGTON | 609 | 2,328 | 3.8  | 66 | 17 |
| Opponents  | 543 | 2,150 | 4.0  | 33 | 21 |

| PASSING    | Att | Comp | Yards | Cmp% | Yards/Att | TD | TD% | Int | Int% | Long | Sack/Lost | Rating |
|------------|-----|------|-------|------|-----------|----|-----|-----|------|------|-----------|--------|
| Theismann  | 395 | 233  | 2,797 | 59.0 | 7.1       | 20 | 5.1 | 13  | 3.3  | 62   | 34/263    | 84.0   |
| WASHINGTON | 401 | 235  | 2,839 | 58.6 | 7.1       | 20 | 5.0 | 15  | 3.7  | 62   | 34/263    | 81.7   |
| Opponents  | 470 | 234  | 3,339 | 49.8 | 7.1       | 18 | 3.8 | 26  | 5.5  | 65   | 47/349    | 62.9   |

| RECEIVING  | No. | Yards | Avg. | Lg | TD |
|------------|-----|-------|------|----|----|
| Buggs      | 46  | 631   | 13.7 | 45 | 1  |
| Harmon     | 32  | 434   | 13.6 | 40 | 5  |
| Riggins    | 28  | 163   | 5.8  | 23 | 3  |
| WASHINGTON | 235 | 2,839 | 12.1 | 62 | 20 |
| Opponents  | 234 | 3,339 | 14.3 | 65 | 18 |

| INTERCEPTIONS | No. | Yards | Avg. | Lg | TD |
|---------------|-----|-------|------|----|----|
| Parrish       | 9   | 65    | 7.2  | 23 | 0  |
| Lavender      | 6   | 77    | 12.8 | 27 | 0  |
| Murphy        | 3   | 29    | 9.7  | 16 | 0  |
| WASHINGTON    | 26  | 250   | 9.6  | 31 | 1  |
| Opponents     | 15  | 82    | 5.5  | 28 | 0  |

| PUNTING   | No. | Yards | Avg. | Net  | TB | In | Lg | Blk |
|-----------|-----|-------|------|------|----|----|----|-----|
| Bragg     | 78  | 2,998 | 38.4 | 34.1 | 10 | 12 | 74 | 0   |
| Opponents | 70  | 2,848 | 40.7 | 34.2 | 9  | 12 | 62 | 0   |

| PUNT RETURNS | Ret | FC | Yards | Avg. | Lg | TD |
|--------------|-----|----|-------|------|----|----|
| Hardeman     | 24  | 6  | 207   | 8.6  | 52 | 0  |
| WASHINGTON   | 33  | 13 | 271   | 8.2  | 52 | 0  |
| Opponents    | 29  | 19 | 135   | 4.7  | 16 | 0  |

| KICKOFF RETURNS | No. | Yards | Avg. | Lg | TD |
|-----------------|-----|-------|------|----|----|
| Hardeman        | 19  | 404   | 21.3 | 33 | 0  |
| WASHINGTON      | 55  | 1,145 | 20.8 | 38 | 0  |
| Opponents       | 76  | 1,280 | 16.8 | 41 | 0  |

| FIELD GOALS | 1-19 | 20-29 | 30-39 | 40-49 | 50+ |
|-------------|------|-------|-------|-------|-----|
| Moseley     | 2/2  | 5/5   | 8/9   | 9/14  | 1/3 |
| Opponents   | 0/0  | 3/3   | 3/7   | 2/7   | 0/0 |

| DEFENSE  | T   | S  | A  | FR |
|----------|-----|----|----|----|
| Murphy   | 152 | 78 | 74 | 2  |
| Olkewicz | 140 | 84 | 56 | 0  |
| Dusek    | 116 | 75 | 41 | 3  |

**NOTABLE Record (Finish):** 10-6 (3rd NFC East)

**National Honors:** CB Lemar Parrish: PFWA All-Pro Team, NEA All-Pro Team, AP All-Pro Team, All-NFL Team, UPI All-NFC Team, Pro Bowl; Ken Houston: UPI All-NFC Team, Pro Bowl; Mark Moseley: UPI All-NFC Team, Pro Bowl

**Starters:** Offense: WR Danny Buggs (14), LT Terry Hermeling (16), LG Ron Saul (15), C Bob Kuziel (16), RG Jeff Williams (16), RT George Starke (16), TE Jean Fugett (6), WR Ricky Thompson (15), QB Joe Theismann (16), FB Clarence Harmon (1), FB John Riggins (15), HB Benny Malone (16), LG Fred Dean (1), TE Don Warren (10), WR John McDaniel (2), WR Chris DeFrance (1)

**Defense:** LE Joe Jones (3), LT Dave Butz (14), RT Diron Talbert (16), LE/RE Karl Lorch (13/2), LLB Brad Dusek (16), MLB Don Hover (7), RLB Rich Milot (7), LCB Lemar Parrish (16), RCB Joe Lavender (14), SS Ken Houston (13), FS Mark Murphy (16), RE Coy Bacon (14), LT Paul Smith (2), MLB Neal Olkewicz (9), RLB Pete Wyszocki (9), RCB/SS Tony Peters (2/3)

# YEARLY STATS

## 1980 (6-10) // COACH JACK PARDEE

|          |   |       |                    |        |
|----------|---|-------|--------------------|--------|
| Sept. 8  | L | 3-17  | Dallas             | 55,045 |
| Sept. 14 | W | 23-21 | at New York Giants | 73,343 |
| Sept. 21 | L | 21-24 | at Oakland         | 45,163 |
| Sept. 28 | L | 0-14  | Seattle            | 53,263 |
| Oct. 5   | L | 14-24 | at Philadelphia    | 69,044 |
| Oct. 13  | L | 17-20 | at Denver          | 74,657 |
| Oct. 19  | W | 23-0  | St. Louis          | 51,060 |
| Oct. 26  | W | 22-14 | New Orleans        | 51,375 |
| Nov. 2   | L | 14-39 | Minnesota          | 52,060 |
| Nov. 9   | L | 21-35 | at Chicago         | 57,159 |
| Nov. 15  | L | 0-24  | Philadelphia       | 51,897 |
| Nov. 23  | L | 10-14 | at Dallas          | 58,809 |
| Nov. 30  | L | 6-10  | at Atlanta         | 55,665 |
| Dec. 7   | W | 40-17 | San Diego          | 48,556 |
| Dec. 13  | W | 16-13 | New York Giants    | 44,443 |
| Dec. 21  | W | 31-7  | at St. Louis       | 35,942 |

|                          |  | Redskins  | Opponents |
|--------------------------|--|-----------|-----------|
| <b>TOTAL FIRST DOWNS</b> |  | 279       | 298       |
| Rushing                  |  | 108       | 144       |
| Passing                  |  | 149       | 127       |
| Penalty                  |  | 22        | 27        |
| <b>TOTAL NET YARDS</b>   |  | 4,854     | 4,695     |
| Avg. Per Game            |  | 303.4     | 293.4     |
| Total Plays              |  | 1,039     | 1,020     |
| Avg. Per Play            |  | 4.7       | 4.6       |
| <b>NET YARDS RUSHING</b> |  | 2,016     | 2,524     |
| Avg. Per Game            |  | 126.0     | 157.8     |
| Total Rushes             |  | 517       | 585       |
| <b>NET YARDS PASSING</b> |  | 2,838     | 2,171     |
| Avg. Per Game            |  | 177.4     | 135.7     |
| Sacked/Yards Lost        |  | 36/333    | 43/333    |
| Gross Yards              |  | 3,171     | 2,504     |
| Attempts/Completions     |  | 486/284   | 392/187   |
| Completion Pct.          |  | 58.4      | 47.7      |
| Had Intercepted          |  | 18        | 33        |
| <b>PUNT/AVERAGE</b>      |  | 85/39.2   | 84/40.7   |
| <b>NET PUNTING AVG.</b>  |  | 85/33.4   | 84/33.3   |
| <b>PENALTIES/YARDS</b>   |  | 114/1,008 | 87/666    |
| <b>FUMBLES/LOST</b>      |  | 35/18     | 25/12     |
| <b>TOUCHDOWNS</b>        |  | 30        | 36        |
| Rushing                  |  | 12        | 16        |
| Passing                  |  | 17        | 17        |
| Returns                  |  | 1         | 3         |

|            |  | Q1 | Q2  | Q3 | Q4 | OT | PTS |
|------------|--|----|-----|----|----|----|-----|
| WASHINGTON |  | 43 | 80  | 61 | 77 | 0  | 261 |
| Opponents  |  | 80 | 101 | 34 | 78 | 0  | 293 |

|            |  | TD | Ru | Pa | Rt | PAT   | FG    | S | TP  |
|------------|--|----|----|----|----|-------|-------|---|-----|
| Moseley    |  | 0  | 0  | 0  | 0  | 27/30 | 18/33 | 0 | 81  |
| Harmon     |  | 8  | 4  | 4  | 0  | 0/0   | 0/0   | 0 | 48  |
| Thompson   |  | 5  | 0  | 5  | 0  | 0/0   | 0/0   | 0 | 30  |
| WASHINGTON |  | 30 | 12 | 17 | 1  | 27/30 | 18/33 | 0 | 261 |
| Opponents  |  | 36 | 16 | 17 | 3  | 36/36 | 13/16 | 0 | 293 |

|            |  | No. | Yards | Avg. | Lg | TD |
|------------|--|-----|-------|------|----|----|
| Jackson    |  | 176 | 708   | 4.0  | 55 | 3  |
| Harmon     |  | 128 | 484   | 3.8  | 23 | 4  |
| Hammond    |  | 45  | 265   | 5.9  | 36 | 0  |
| WASHINGTON |  | 517 | 2,016 | 3.9  | 55 | 12 |
| Opponents  |  | 585 | 2,524 | 4.3  | 50 | 16 |

|            |  | Att | Comp | Yards | Cmp% | Yards/Att | TD | TD% | Int | Int% | Long | Sack/Lost | Rating |
|------------|--|-----|------|-------|------|-----------|----|-----|-----|------|------|-----------|--------|
| Theismann  |  | 454 | 262  | 2,962 | 57.7 | 6.5       | 17 | 3.7 | 16  | 3.5  | 54   | 31/280    | 75.1   |
| Kruczek    |  | 31  | 22   | 209   | 71.0 | 5.7       | 0  | 0.0 | 2   | 6.5  | 41   | 5/51      | 62.2   |
| WASHINGTON |  | 486 | 284  | 3,171 | 58.4 | 6.5       | 17 | 3.5 | 18  | 3.7  | 54   | 36/333    | 75.1   |
| Opponents  |  | 392 | 187  | 2,504 | 47.7 | 6.4       | 17 | 4.3 | 33  | 8.4  | 54   | 43/333    | 47.8   |

|                  |  | No. | Yards | Avg. | Lg | TD |
|------------------|--|-----|-------|------|----|----|
| <b>RECEIVING</b> |  |     |       |      |    |    |
| Monk             |  | 58  | 797   | 13.7 | 54 | 3  |
| Harmon           |  | 54  | 534   | 9.9  | 45 | 4  |
| Warren           |  | 31  | 323   | 10.4 | 35 | 0  |
| WASHINGTON       |  | 284 | 3,171 | 11.2 | 54 | 17 |
| Opponents        |  | 187 | 2,504 | 13.4 | 54 | 17 |

|                      |  | No. | Yards | Avg. | Lg | TD |
|----------------------|--|-----|-------|------|----|----|
| <b>INTERCEPTIONS</b> |  |     |       |      |    |    |
| Parrish              |  | 7   | 13    | 1.9  | 9  | 0  |
| Lavender             |  | 6   | 96    | 16.0 | 51 | 1  |
| Murphy               |  | 6   | 58    | 9.7  | 28 | 0  |
| WASHINGTON           |  | 33  | 319   | 9.7  | 51 | 1  |
| Opponents            |  | 18  | 219   | 12.2 | 52 | 1  |

|                |  | No. | Yards | Avg. | Net  | TB | In | Lg | Blk |
|----------------|--|-----|-------|------|------|----|----|----|-----|
| <b>PUNTING</b> |  |     |       |      |      |    |    |    |     |
| Connell        |  | 85  | 3,331 | 39.2 | 33.4 | 7  | 12 | 57 | 0   |
| Opponents      |  | 84  | 3,422 | 40.7 | 33.3 | 13 | 14 | 57 | 0   |

|                     |  | Ret | FC | Yards | Avg. | Lg | TD |
|---------------------|--|-----|----|-------|------|----|----|
| <b>PUNT RETURNS</b> |  |     |    |       |      |    |    |
| Nelms               |  | 48  | 5  | 487   | 10.1 | 64 | 0  |
| WASHINGTON          |  | 48  | 5  | 487   | 10.1 | 64 | 0  |
| Opponents           |  | 52  | 14 | 351   | 6.8  | 52 | 0  |

|                        |  | No. | Yards | Avg. | Lg | TD |
|------------------------|--|-----|-------|------|----|----|
| <b>KICKOFF RETURNS</b> |  |     |       |      |    |    |
| Nelms                  |  | 38  | 810   | 21.3 | 51 | 0  |
| WASHINGTON             |  | 57  | 1,204 | 21.1 | 53 | 0  |
| Opponents              |  | 60  | 1,112 | 18.5 | 70 | 1  |

|                    |  | 1-19 | 20-29 | 30-39 | 40-49 | 50+  |
|--------------------|--|------|-------|-------|-------|------|
| <b>FIELD GOALS</b> |  |      |       |       |       |      |
| Moseley            |  | 0/0  | 3/4   | 5/6   | 7/12  | 3/11 |
| Opponents          |  | 1/1  | 5/5   | 5/5   | 0/3   | 1/2  |

|                |  | T   | S  | A  | FR |
|----------------|--|-----|----|----|----|
| <b>DEFENSE</b> |  |     |    |    |    |
| Murphy         |  | 186 | 93 | 93 | 1  |
| Coleman        |  | 118 | 81 | 37 | 2  |
| Peters         |  | 107 | 70 | 37 | 0  |

**NOTABLE Record (Finish):** 6-10 (3rd NFC East)

**National Honors:** PR Mike Nelms: Pro Bowl; CB Lemar Parrish: PFWA All-Pro Team, NEA All-Pro Team, All-NFL Team, All-NFC Team, Pro Bowl; WR Art Monk: All-Rookie Team

**Starters:** Offense: WR John McDaniel (6), LT Terry Hermeling (11), LG Ron Saul (15), C Bob Kuziel (12), RG Jeff Williams (15), RT George Starke (13), TE Phil DuBois (1), WR Ricky Thompson (15), QB Joe Theismann (15), RB Buddy Hardeman (1), FB Clarence Harmon (14), WR Art Monk (11), LT/RT/RG Fred Dean (5/2/1), LG Dan Nugent (1), C Dan Peiffer (4), RT Gary Anderson (1), TE Don Warren (12), TE Rick Walker (4), RB Wilbur Jackson (14), QB Mike Kruczek (1), RB Bobby Hammond (1), RB Ricky Claitt (1)

Defense: LE Karl Lorch (16), LT Dave Butz (16), RT Perry Brooks (4), RE Coy Bacon (16), LLB/RLB Monte Coleman (2/8), MLB Rich Milot (5), RLB Pete Wysocki (8), LCB Lemar Parrish (16), RCB Joe Lavender (16), SS Ken Houston (5), FS Mark Murphy (16), RT Diron Talbert (5), RT Paul Smith (7), LLB Brad Dusek (14), MLB Neal Olkewicz (11), SS Tony Peters (11)

# YEARLY STATS

## 1981 (8-8) // COACH JOE GIBBS

|          |   |            |                        |        |
|----------|---|------------|------------------------|--------|
| Sept. 6  | L | 10-26      | Dallas                 | 55,045 |
| Sept. 13 | L | 7-17       | New York Giants        | 53,343 |
| Sept. 20 | L | 30-40      | at St. Louis Cardinals | 47,592 |
| Sept. 27 | L | 13-36      | at Philadelphia        | 70,664 |
| Oct. 4   | L | 17-30      | San Francisco          | 51,843 |
| Oct. 11  | W | 24-7       | at Chicago             | 57,683 |
| Oct. 18  | L | 10-13      | at Miami               | 47,367 |
| Oct. 25  | W | 24-22      | New England            | 50,394 |
| Nov. 1   | W | 42-21      | St. Louis              | 50,643 |
| Nov. 8   | W | 33-31      | Detroit                | 52,090 |
| Nov. 15  | W | 30-27 (OT) | at New York Giants     | 63,133 |
| Nov. 22  | L | 10-24      | at Dallas              | 64,583 |
| Nov. 29  | L | 14-21      | at Buffalo             | 59,624 |
| Dec. 6   | W | 15-13      | Philadelphia           | 52,206 |
| Dec. 13  | W | 38-14      | Baltimore              | 49,706 |
| Dec. 20  | W | 30-7       | at Los Angeles Rams    | 52,224 |

|                          | Redskins | Opponents |
|--------------------------|----------|-----------|
| <b>TOTAL FIRST DOWNS</b> | 334      | 310       |
| Rushing                  | 136      | 133       |
| Passing                  | 173      | 152       |
| Penalty                  | 25       | 25        |

|                        | Redskins | Opponents |
|------------------------|----------|-----------|
| <b>POSSESSION AVG.</b> | 31:23    | 28:37     |
| <b>TOTAL NET YARDS</b> | 5,623    | 5,206     |
| Avg. Per Game          | 351.4    | 325.4     |
| Total Plays            | 1,083    | 1,016     |
| Avg. Per Play          | 5.2      | 5.1       |

|                          | Redskins | Opponents |
|--------------------------|----------|-----------|
| <b>NET YARDS RUSHING</b> | 2,157    | 2,161     |
| Avg. Per Game            | 134.8    | 135.1     |
| Total Rushes             | 532      | 532       |

|                          | Redskins | Opponents |
|--------------------------|----------|-----------|
| <b>NET YARDS PASSING</b> | 3,466    | 3,045     |
| Avg. Per Game            | 216.6    | 190.3     |
| Sacked/Yards Lost        | 30/277   | 32/265    |
| Gross Yards              | 3,743    | 3,310     |
| Attempts/Completions     | 525/307  | 452/214   |
| Completion Pct.          | 58.5     | 47.3      |
| Had Intercepted          | 22       | 24        |

|                         | Redskins | Opponents |
|-------------------------|----------|-----------|
| <b>PUNT/AVERAGE</b>     | 73/40.0  | 80/41.6   |
| <b>NET PUNTING AVG.</b> | 33.4     | 32.8      |
| <b>PENALTIES/YARDS</b>  | 98/940   | 107/916   |

|                     | Redskins | Opponents |
|---------------------|----------|-----------|
| <b>FUMBLES/LOST</b> | 32/19    | 32/15     |
| <b>TOUCHDOWNS</b>   | 42       | 43        |
| Rushing             | 19       | 17        |
| Passing             | 19       | 21        |
| Returns             | 4        | 5         |

| SCORE BY PERIODS | Q1 | Q2  | Q3 | Q4  | OT | PTS |
|------------------|----|-----|----|-----|----|-----|
| WASHINGTON       | 77 | 112 | 64 | 91  | 3  | 347 |
| Opponents        | 64 | 110 | 61 | 114 | 0  | 349 |

| SCORING    | TD | Ru | Pa | Rt | PAT   | FG    | S | TP  |
|------------|----|----|----|----|-------|-------|---|-----|
| Moseley    | 0  | 0  | 0  | 0  | 38/42 | 19/30 | 0 | 95  |
| Riggins    | 13 | 13 | 0  | 0  | 0/0   | 0/0   | 0 | 78  |
| Washington | 7  | 4  | 3  | 0  | 0/0   | 0/0   | 0 | 42  |
| Monk       | 6  | 0  | 6  | 0  | 0/0   | 0/0   | 0 | 36  |
| WASHINGTON | 42 | 19 | 19 | 4  | 38/42 | 19/30 | 0 | 347 |
| Opponents  | 43 | 17 | 21 | 5  | 38/43 | 17/24 | 1 | 349 |

| RUSHING    | No. | Yards | Avg. | Lg | TD |
|------------|-----|-------|------|----|----|
| Washington | 210 | 916   | 4.4  | 32 | 4  |
| Riggins    | 195 | 714   | 3.7  | 24 | 13 |
| Jackson    | 46  | 183   | 4    | 14 | 0  |
| WASHINGTON | 532 | 2,157 | 4.1  | 32 | 19 |
| Opponents  | 532 | 2,161 | 4.1  | 51 | 17 |

| PASSING    | Att | Comp | Yards | Cmp% | Yards/Att | TD | TD% | Int | Int% | Long | Sack/Lost | Rating |
|------------|-----|------|-------|------|-----------|----|-----|-----|------|------|-----------|--------|
| Theismann  | 496 | 293  | 3,568 | 59.1 | 7.1       | 19 | 3.8 | 20  | 4.0  | 79   | 28/259    | 77.3   |
| WASHINGTON | 525 | 307  | 3,743 | 58.5 | 7.1       | 19 | 3.6 | 22  | 4.2  | 79   | 30/277    | 75.1   |
| Opponents  | 452 | 214  | 3,310 | 47.3 | 7.3       | 21 | 4.6 | 24  | 5.3  | 58   | 32/265    | 65.3   |

| RECEIVING  | No. | Yards | Avg. | Lg  | TD |
|------------|-----|-------|------|-----|----|
| Washington | 70  | 558   | 8    | 29  | 3  |
| Monk       | 56  | 894   | 16   | 79t | 6  |
| Metcalf    | 48  | 595   | 12.4 | 52  | 0  |
| WASHINGTON | 307 | 3,743 | 12.2 | 79t | 19 |
| Opponents  | 214 | 3,310 | 15.5 | 58t | 21 |

| INTERCEPTIONS | No. | Yards | Avg. | Lg  | TD |
|---------------|-----|-------|------|-----|----|
| Murphy        | 7   | 68    | 9.7  | 29  | 0  |
| Lavender      | 4   | 52    | 13   | 30  | 0  |
| Coleman       | 3   | 52    | 17.3 | 52t | 1  |
| WASHINGTON    | 24  | 249   | 10.4 | 52t | 2  |
| Opponents     | 22  | 391   | 17.8 | 96  | 1  |

| PUNTING   | No. | Yards | Avg. | Net  | TB | In | Lg | Blk |
|-----------|-----|-------|------|------|----|----|----|-----|
| Connell   | 73  | 2,923 | 40   | 33.4 | 5  | 13 | 57 | 0   |
| Opponents | 80  | 3,328 | 41.6 | 32.8 | 10 | 17 | 52 | 0   |

| PUNT RETURNS | Ret | FC | Yards | Avg. | Lg  | TD |
|--------------|-----|----|-------|------|-----|----|
| Nelms        | 45  | 1  | 492   | 10.9 | 75t | 2  |
| WASHINGTON   | 49  | 4  | 507   | 10.3 | 75t | 2  |
| Opponents    | 50  | 12 | 388   | 7.8  | 50t | 1  |

| KICKOFF RETURNS | No. | Yards | Avg. | Lg | TD |
|-----------------|-----|-------|------|----|----|
| Nelms           | 37  | 1,099 | 29.7 | 84 | 0  |
| WASHINGTON      | 67  | 1,673 | 25   | 84 | 0  |
| Opponents       | 69  | 1,275 | 18.5 | 43 | 0  |

| FIELD GOALS | 1-19 | 20-29 | 30-39 | 40-49 | 50+ |
|-------------|------|-------|-------|-------|-----|
| Moseley     | 1/1  | 7/8   | 6/8   | 5/12  | 0/1 |
| Opponents   | 1/1  | 9/10  | 2/5   | 4/5   | 1/3 |

| DEFENSE  | T   | S   | A  | FR |
|----------|-----|-----|----|----|
| Murphy   | 197 | 127 | 70 | 3  |
| Olkewicz | 188 | 127 | 61 | 0  |
| Coleman  | 115 | 77  | 38 | 1  |

**NOTABLE RECORD [Finish]:** 8-8 (4th NFC East)

**National Honors:** KR Mike Nelms: PFWA All-Pro Team, All-NFL Team, Pro Bowl; T Joe Jacoby: PFWA All-Rookie Team

**Starters:** Offense: WR Ricky Thompson (5), LT Mark May (8), LG Russ Grimm (13), C Jeff Bostic (16), RG Melvin Jones (10), RT George Starke (13), TE Don Warren (16), WR Art Monk (16), QB Joe Theismann (16), RB Joe Washington (13), RB John Riggins (4), TE Richard Caster (1), HB Terry Metcalf (2), FB Wilbur Jackson (2), TE Rick Walker (14), LG/RT/LT Joe Jacoby (2/3/8), LG/RG Ron Saul (1/6), WR Virgil Seay (7)

**Defense:** LE Karl Lorch (10), LT Dave Butz (16), RT Perry Brooks (12), RE Coy Bacon (3), LLB/RLB Monte Coleman (6/5), MLB Neal Olkewicz (14), RLB/LLB Rich Milot (4/2), LCB Jeris White (8), RCB Joe Lavender (16), SS Tony Peters (16), FS Mark Murphy (16), LCB Lemar Parrish (8), LE/RE/RT Mat Mendenhall (6/4/1), RT Wilbur Young (3), RE Dexter Manley (9), LLB/RLB Brad Dusek (7/2), MLB Pete Cronan (2) RLB/LLB Mel Kaufman (5/1)

# YEARLY STATS

## 1982 (8-1) // COACH JOE GIBBS

|          |   |       |                                    |         |
|----------|---|-------|------------------------------------|---------|
| Sept. 12 | W | 37-34 | at Philadelphia                    | 68,885  |
| Sept. 19 | W | 21-13 | at Buccaneers                      | 66,187  |
| Nov. 21  | W | 27-17 | at New York Giants                 | 70,766  |
| Nov. 28  | W | 13-9  | Philadelphia                       | 48,313  |
| Dec. 5   | L | 10-24 | Dallas                             | 54,633  |
| Dec. 12  | W | 12-7  | at St. Louis                       | 35,308  |
| Dec. 19  | W | 15-14 | New York Giants                    | 50,030  |
| Dec. 26  | W | 27-10 | at New Orleans                     | 48,667  |
| Jan. 2   | W | 28-0  | St. Louis                          | 52,554  |
|          |   |       | Playoffs                           |         |
| Jan. 8   | W | 31-7  | Detroit                            | 55,045  |
| Jan. 15  | W | 21-7  | Minnesota                          | 54,592  |
| Jan. 22  | W | 31-17 | Dallas                             | 55,045  |
|          |   |       | Super Bowl XVII - Pasadena, Calif. |         |
| Jan. 30  | W | 27-17 | Miami                              | 103,667 |

DNP (Home): Cleveland, Pittsburgh, San Francisco, Minnesota  
 DNP (Away): Dallas, Houston, Cincinnati

|                          | Redskins | Opponents |
|--------------------------|----------|-----------|
| <b>TOTAL FIRST DOWNS</b> | 165      | 150       |
| Rushing                  | 66       | 46        |
| Passing                  | 87       | 93        |
| Penalty                  | 12       | 11        |
| <b>POSSESSION AVG.</b>   | 32:19    | 27:41     |
| <b>TOTAL NET YARDS</b>   | 2,985    | 2,560     |
| Avg. Per Game            | 331.7    | 284.4     |
| Total Plays              | 598      | 554       |
| Avg. Per Play            | 5.0      | 4.6       |
| <b>NET YARDS RUSHING</b> | 1,140    | 946       |
| Avg. Per Game            | 126.7    | 105.1     |
| Total Rushes             | 315      | 247       |
| <b>NET YARDS PASSING</b> | 1,845    | 1,714     |
| Avg. Per Game            | 205.0    | 190.4     |
| Sacked/Yards Lost        | 30/223   | 32/256    |
| Gross Yards              | 2,068    | 1,970     |
| Attempts/Completions     | 253/162  | 275/146   |
| Completion Pct.          | 64.0     | 53.1      |
| Had Intercepted          | 9        | 11        |
| <b>PUNT/AVERAGE</b>      | 52/37.3  | 56/40.1   |
| <b>NET PUNTING AVG.</b>  | 33.3     | 33.2      |
| <b>PENALTIES/YARDS</b>   | 46/404   | 52/572    |
| <b>FUMBLES/LOST</b>      | 15/7     | 23/13     |
| <b>TOUCHDOWNS</b>        | 19       | 16        |
| Rushing                  | 5        | 8         |
| Passing                  | 13       | 8         |
| Returns                  | 1        | 0         |

| SCORE BY PERIODS | Q1 | Q2 | Q3 | Q4 | OT | PTS |
|------------------|----|----|----|----|----|-----|
| WASHINGTON       | 36 | 67 | 22 | 62 | 3  | 190 |
| Opponents        | 17 | 33 | 43 | 35 | 0  | 128 |

| SCORING    | TD | Ru | Pa | Rt | PAT   | FG    | S | TP  |
|------------|----|----|----|----|-------|-------|---|-----|
| Moseley    | 0  | 0  | 0  | 0  | 16/19 | 20/21 | 0 | 76  |
| Brown      | 8  | 0  | 8  | 0  | 0/0   | 0/0   | 0 | 48  |
| Riggins    | 3  | 3  | 0  | 0  | 0/0   | 0/0   | 0 | 18  |
| WASHINGTON | 19 | 5  | 13 | 1  | 16/19 | 20/21 | 0 | 190 |
| Opponents  | 16 | 8  | 8  | 0  | 14/16 | 6/9   | 0 | 128 |

| RUSHING    | No. | Yards | Avg. | Lg | TD |
|------------|-----|-------|------|----|----|
| Riggins    | 177 | 553   | 3.1  | 19 | 3  |
| Washington | 44  | 190   | 4.3  | 40 | 1  |
| Harmon     | 38  | 168   | 4.4  | 20 | 1  |
| WASHINGTON | 315 | 1140  | 3.6  | 40 | 5  |
| Opponents  | 247 | 946   | 3.8  | 64 | 8  |

| PASSING    | Att | Comp | Yards | Cmp% | Yards/Att | TD | TD% | Int | Int% | Long | Sack/Lost | Rating |
|------------|-----|------|-------|------|-----------|----|-----|-----|------|------|-----------|--------|
| Theismann  | 252 | 161  | 2,033 | 63.9 | 8.1       | 13 | 5.2 | 9   | 3.6  | 78   | 30/223    | 91.3   |
| WASHINGTON | 253 | 162  | 2,068 | 64.0 | 8.2       | 13 | 5.1 | 9   | 3.6  | 78   | 30/223    | 91.5   |
| Opponents  | 275 | 146  | 1,970 | 53.1 | 7.2       | 8  | 2.9 | 11  | 4.0  | 62   | 32/256    | 69.3   |

| RECEIVING  | No. | Yards | Avg. | Lg | TD |
|------------|-----|-------|------|----|----|
| Monk       | 35  | 447   | 12.8 | 43 | 1  |
| Brown      | 32  | 690   | 21.6 | 78 | 8  |
| Warren     | 27  | 310   | 11.5 | 29 | 0  |
| WASHINGTON | 162 | 2,068 | 12.8 | 78 | 13 |
| Opponents  | 146 | 1,970 | 13.5 | 62 | 8  |

| INTERCEPTIONS | No. | Yards | Avg. | Lg | TD |
|---------------|-----|-------|------|----|----|
| Hayes         | 3   | 62    | 20.7 | 26 | 0  |
| White         | 3   | 4     | 1.3  | 4  | 0  |
| Murphy        | 2   | 0     | 0    | 0  | 0  |
| WASHINGTON    | 11  | 85    | 7.7  | 26 | 0  |
| Opponent      | 9   | 68    | 7.6  | 15 | 0  |

| PUNTING    | No. | Yards | Avg. | Net  | TB | In | Lg | Blk |
|------------|-----|-------|------|------|----|----|----|-----|
| Hayes      | 51  | 1,937 | 38   | 33.3 | 5  | 10 | 58 | 1   |
| WASHINGTON | 52  | 1,937 | 37.3 | 33.3 | 5  | 10 | 58 | 1   |
| Opponents  | 56  | 2,247 | 40.1 | 33.2 | 3  | 5  | 58 | 1   |

| PUNT RETURNS | Ret | FC | Yards | Avg. | Lg | TD |
|--------------|-----|----|-------|------|----|----|
| Nelms        | 32  | 0  | 252   | 7.9  | 28 | 0  |
| WASHINGTON   | 38  | 2  | 295   | 7.8  | 28 | 0  |
| Opponents    | 30  | 2  | 106   | 3.5  | 11 | 0  |

| KICKOFF RETURNS | No. | Yards | Avg. | Lg | TD |
|-----------------|-----|-------|------|----|----|
| Nelms           | 23  | 557   | 24.2 | 58 | 0  |
| WASHINGTON      | 30  | 649   | 21.6 | 58 | 0  |
| Opponents       | 41  | 728   | 17.8 | 33 | 0  |

| FIELD GOALS | 1-19 | 20-29 | 30-39 | 40-49 | 50+ |
|-------------|------|-------|-------|-------|-----|
| Moseley     | 1/1  | 6/6   | 8/8   | 5/6   | 0/0 |
| Opponents   | 0/0  | 1/2   | 2/2   | 3/4   | 0/1 |

| DEFENSE  | T   | S  | A  | FR |
|----------|-----|----|----|----|
| Murphy   | 100 | 55 | 45 | 0  |
| Olkewicz | 88  | 55 | 33 | 3  |
| Milot    | 73  | 41 | 32 | 0  |

**SACKS:** Dexter Manley 6.5, Tony McGee 6.5, Dave Butz 4.5, Rich Milot 3.0, Neal Olkewicz 3.0, Darryl Grant 2.5, Mel Kaufman 1.5, Perry Brooks 1.0, Todd Lieberstein 1.0, Mat Mendenhall 1.0, Mark Murphy 1.0, Larry Kubin 0.5

**NOTABLE RECORD (Finish):** 8-1 (Super Bowl XVII Champion)

**National Honors:** Coach Joe Gibbs: NFL Coach of the Year; WR Charlie Brown: Pro Bowl, All-Rookie Team; CB Vernon Dean: All-Rookie team; K Mark Moseley: Pro Bowl, PFWA All-Pro Team, NEA All-Pro Team, AP All-Pro Team, All-NFL Team; KR Mike Nelms: Pro Bowl, PFWA All-Pro Team, All-NFL Team, UPI All-NFC Team; SS Tony Peters: Pro Bowl, UPI All-NFC Team; QB Joe Theismann: Pro Bowl, UPI All-NFC Team

**Starters:** Offense: WR Charlie Brown (9), LT Joe Jacoby (9), LG Russ Grimm (9), C Jeff Bostic (9), RG Mark May (9), RT George Starke (9), TE Don Warren (9), WR Art Monk (9), QB Joe Theismann (9), TE Michael Williams (1), FB John Riggins (8), TE Rick Walker (6), RB Joe Washington (1), RB Wilbur Jackson (1), WR Virgil Seay (1)

**Defense:** LE Mat Mendenhall (9), LT Dave Butz (9), RT Perry Brooks (5), RE Dexter Manley (4), LLB Monte Coleman (2), MLB Neal Olkewicz (9), RLB Rich Milot (9), LCB Jeris White (9), RCB Joe Lavender (1), SS Tony Peters (9), FS Mark Murphy (9), RT Darryl Grant (4), LLB Mel Kaufman (7), RCB Vernon Dean (8)

# YEARLY STATS

## 1983 (14-2) // COACH JOE GIBBS

|                                |   |       |                     |        |
|--------------------------------|---|-------|---------------------|--------|
| Sept. 5                        | L | 30-31 | Dallas              | 55,045 |
| Sept. 11                       | W | 23-13 | at Philadelphia     | 69,542 |
| Sept. 18                       | W | 27-12 | Kansas City         | 52,610 |
| Sept. 25                       | W | 27-17 | at Seattle          | 60,718 |
| Oct. 2                         | W | 37-35 | Los Angeles Raiders | 54,016 |
| Oct. 9                         | W | 38-14 | at St. Louis        | 42,698 |
| Oct. 17                        | L | 47-48 | at Green Bay        | 55,255 |
| Oct. 23                        | W | 38-17 | Detroit             | 53,189 |
| Oct. 31                        | W | 27-24 | at San Diego        | 46,120 |
| Nov. 6                         | W | 45-7  | St. Louis           | 51,380 |
| Nov. 13                        | W | 33-17 | at New York Giants  | 71,482 |
| Nov. 20                        | W | 42-20 | at Los Angeles Rams | 63,081 |
| Nov. 27                        | W | 28-24 | Philadelphia        | 54,329 |
| Dec. 4                         | W | 37-21 | Atlanta             | 52,074 |
| Dec. 11                        | W | 31-10 | at Dallas           | 65,074 |
| Dec. 17                        | W | 31-22 | New York Giants     | 53,874 |
| Playoffs                       |   |       |                     |        |
| Jan. 1                         | W | 51-7  | Los Angeles Rams    | 55,363 |
| Jan. 8                         | W | 24-21 | San Francisco       | 55,363 |
| Super Bowl XVIII - Tampa, Fla. |   |       |                     |        |
| Jan. 22                        | L | 9-38  | Los Angeles Raiders | 72,920 |

|                          | Redskins | Opponents |
|--------------------------|----------|-----------|
| <b>TOTAL FIRST DOWNS</b> | 353      | 290       |
| Rushing                  | 165      | 76        |
| Passing                  | 173      | 196       |
| Penalty                  | 15       | 18        |
| <b>POSSESSION AVG.</b>   | 33:44    | 26:16     |
| <b>TOTAL NET YARDS</b>   | 6,139    | 5,264     |
| Avg. Per Game            | 383.7    | 329.0     |
| Total Plays              | 1,127    | 969       |
| Avg. Per Play            | 5.4      | 5.4       |
| <b>NET YARDS RUSHING</b> | 2,625    | 1,289     |
| Avg. Per Game            | 164.1    | 80.6      |
| Total Rushes             | 627      | 349       |
| <b>NET YARDS PASSING</b> | 3,514    | 3,975     |
| Avg. Per Game            | 219.6    | 248.4     |
| Sacked/Yards Lost        | 35/251   | 51/402    |
| Gross Yards              | 3,765    | 4,377     |
| Attempts/Completions     | 463/278  | 570/301   |
| Completion Pct.          | 60.0     | 52.8      |
| Had Intercepted          | 11       | 34        |
| <b>PUNT/AVERAGE</b>      | 72/38.8  | 65/42.2   |
| <b>NET PUNTING AVG.</b>  | 72/32.6  | 65/36.1   |
| <b>PENALTIES/YARDS</b>   | 90/775   | 80/710    |
| <b>FUMBLES/LOST</b>      | 13/7     | 46/27     |
| <b>TOUCHDOWNS</b>        | 63       | 39        |
| Rushing                  | 30       | 9         |
| Passing                  | 29       | 28        |
| Returns                  | 4        | 2         |

| SCORE BY PERIODS | Q1  | Q2  | Q3  | Q4  | OT | PTS |
|------------------|-----|-----|-----|-----|----|-----|
| WASHINGTON       | 127 | 153 | 129 | 132 | 0  | 541 |
| Opponents        | 42  | 86  | 83  | 131 | 0  | 332 |

| SCORING    | TD | Ru | Pa | Rt | PAT   | FG    | S | TP  |
|------------|----|----|----|----|-------|-------|---|-----|
| Moseley    | 0  | 0  | 0  | 0  | 62/63 | 33/47 | 0 | 161 |
| Riggins    | 24 | 24 | 0  | 0  | 0/0   | 0/0   | 0 | 144 |
| Brown      | 8  | 0  | 8  | 0  | 0/0   | 0/0   | 0 | 48  |
| Washington | 6  | 0  | 6  | 0  | 0/0   | 0/0   | 0 | 36  |
| WASHINGTON | 63 | 30 | 29 | 4  | 62/63 | 33/47 | 1 | 541 |
| Opponents  | 39 | 9  | 28 | 2  | 38/39 | 20/28 | 0 | 332 |

| RUSHING    | No. | Yards | Avg. | Lg | TD |
|------------|-----|-------|------|----|----|
| Riggins    | 375 | 1,347 | 3.6  | 44 | 24 |
| Washington | 145 | 772   | 5.3  | 41 | 0  |
| WASHINGTON | 629 | 2,625 | 4.2  | 48 | 30 |
| Opponents  | 349 | 1,289 | 3.7  | 77 | 9  |

| PASSING    | Att | Comp | Yards | Cmp% | Yards/Att | TD | TD% | Int | Int% | Long | Sack/Lost | Rating |
|------------|-----|------|-------|------|-----------|----|-----|-----|------|------|-----------|--------|
| Theismann  | 459 | 276  | 3,714 | 60.1 | 8.1       | 29 | 6.3 | 11  | 2.4  | 84   | 34/242    | 97.0   |
| WASHINGTON | 463 | 278  | 3,765 | 60.0 | 8.1       | 29 | 6.3 | 11  | 2.4  | 84   | 35/251    | 97.0   |
| Opponents  | 570 | 301  | 4,377 | 52.8 | 7.7       | 28 | 4.9 | 34  | 6.0  | 99t  | 51/402    | 69.4   |

| RECEIVING  | No. | Yards | Avg. | Lg  | TD |
|------------|-----|-------|------|-----|----|
| Brown      | 78  | 1,225 | 15.7 | 75t | 8  |
| Monk       | 47  | 746   | 15.9 | 43t | 5  |
| Washington | 47  | 454   | 9.7  | 67  | 6  |
| WASHINGTON | 278 | 3,765 | 13.5 | 84  | 29 |
| Opponents  | 301 | 4,377 | 14.5 | 99t | 28 |

| INTERCEPTIONS | No. | Yards | Avg. | Lg  | TD |
|---------------|-----|-------|------|-----|----|
| Murphy        | 9   | 127   | 14.1 | 48  | 0  |
| Dean          | 5   | 54    | 10.8 | 26  | 0  |
| WASHINGTON    | 34  | 447   | 13.1 | 70t | 1  |
| Opponents     | 11  | 90    | 8.2  | 33  | 0  |

| PUNTING   | No. | Yards | Avg. | Net  | TB | In | Lg | Blk |
|-----------|-----|-------|------|------|----|----|----|-----|
| Hayes     | 72  | 2,796 | 38.8 | 32.6 | 2  | 29 | 56 | 0   |
| Opponents | 65  | 2,744 | 42.2 | 36.1 | 1  | 5  | 60 | 1   |

| PUNT RETURNS | Ret | FC | Yards | Avg. | Lg  | TD |
|--------------|-----|----|-------|------|-----|----|
| Nelms        | 38  | 1  | 289   | 7.6  | 35  | 0  |
| WASHINGTON   | 49  | 6  | 377   | 7.7  | 42  | 0  |
| Opponents    | 41  | 11 | 407   | 9.9  | 97t | 1  |

| KICKOFF RETURNS | No. | Yards | Avg. | Lg | TD |
|-----------------|-----|-------|------|----|----|
| Nelms           | 35  | 802   | 22.0 | 41 | 0  |
| WASHINGTON      | 62  | 1,306 | 20.7 | 58 | 0  |
| Opponents       | 91  | 1,772 | 19.5 | 57 | 0  |

| FIELD GOALS | 1-19 | 20-29 | 30-39 | 40-49 | 50+ |
|-------------|------|-------|-------|-------|-----|
| Moseley     | 1/1  | 10/10 | 14/19 | 7/14  | 1/3 |
| Opponents   | 1/1  | 8/8   | 5/7   | 4/10  | 2/2 |

| DEFENSE  | T   | S  | A  | FF | FR |
|----------|-----|----|----|----|----|
| Olkewicz | 144 | 78 | 66 | 2  | 2  |
| Murphy   | 132 | 71 | 61 | 2  | 0  |
| Milot    | 111 | 67 | 44 | 0  | 0  |

**SACKS:** Dave Butz 11.5, Dexter Manley 11.0, Tony McGee 10.0, Charles Mann 3.0, Perry Brooks 2.5, Darryl Grant 2.5, Monte Coleman 2.0, Neal Olkewicz 2.0, Mel Kaufman 1.5, Todd Lieberstein 1.5, Rich Milot 1.5, Ken Coffey 1.0, Mark Murphy 1.0

**NOTABLE Record (Finish):** 14-2 (NFC Champions)

**National Honors:** QB Joe Theismann: AP NFL MVP, Offensive Player-of-the-Year, Pro Bowl Player of the Game, All-NFL Team; RB John Riggins: Maxwell Club Player of the Year, AP All-Pro, All-NFL Team; C Jeff Bostic: UPI All-NFC, Pro Bowl; WR Charlie Brown: Pro Bowl; DT Dave Butz: AP All-Pro, All-NFL, Pro Bowl; G Russ Grimm: AP All-Pro, All-NFL, UPI All-NFC, Pro Bowl; T Joe Jacoby: AP All-Pro, All-NFL, UPI All-NFC, Pro Bowl; FS Mark Murphy: AP All-Pro, All-NFL, UPI All-NFC, Pro Bowl; CB Darrell Green: PFWA All-Rookie; KR Mike Nelms: AP All-Pro, All-NFL; Coach Joe Gibbs: PFWA NFC Coach of the Year, The Sporting News Coach of the Year, Pro Football Weekly Coach of the Year, College and Pro Football Newsweekly Coach of the Year, Football Digest Coach of the Year

**Starters:** Offense: WR Charlie Brown (13), TE Rick Walker (16), LT Joe Jacoby (16), LG Russ Grimm (16), C Jeff Bostic (16), RG Mark May (15), RT George Starke (16), TE Don Warren (13), WR Alvin Garrett (6), QB Joe Theismann (16), RB John Riggins (15), TE Clint Didier (2), RG Ken Huff (1), WR Art Monk (11), WR Virgil Seay (3), RB Joe Washington (1)

Defense: LE Todd Liebenstein (15), LT Dave Butz (16), RT Darryl Grant (16), RE Dexter Manley (16), LLB Mel Kaufman (16), MLB Neal Olkewicz (16), RLB Rich Milot (16), LCB Darrell Green (16), RCB Vernon Dean (13), SS Curtis Jordan (11), FS Mark Murphy (15), SS Ken Coffey (5), LE Charles Mann (1), RCB Anthony Washington (3), FS Greg Williams (1)

# YEARLY STATS

## 1984 (11-5) // COACH JOE GIBBS

|          |   |       |                     |        |
|----------|---|-------|---------------------|--------|
| Sept. 2  | L | 17-35 | Miami               | 53,683 |
| Sept. 10 | L | 31-37 | at San Francisco    | 59,707 |
| Sept. 16 | W | 30-14 | New York Giants     | 52,997 |
| Sept. 23 | W | 26-10 | at New England      | 60,503 |
| Sept. 30 | W | 20-0  | Philadelphia        | 53,064 |
| Oct. 7   | W | 35-7  | at Indianapolis     | 60,012 |
| Oct. 14  | W | 34-14 | Dallas              | 55,431 |
| Oct. 21  | L | 24-26 | at St. Louis        | 50,262 |
| Oct. 28  | L | 13-37 | at New York Giants  | 76,192 |
| Nov. 5   | W | 27-14 | Atlanta             | 51,301 |
| Nov. 11  | W | 28-14 | Detroit             | 50,212 |
| Nov. 19  | L | 10-16 | at Philadelphia     | 63,117 |
| Nov. 25  | W | 41-14 | Buffalo             | 51,513 |
| Nov. 29  | W | 31-17 | at Minnesota        | 55,017 |
| Dec. 9   | W | 30-28 | at Dallas           | 64,286 |
| Dec. 16  | W | 29-27 | St. Louis           | 54,299 |
| Dec. 30  | L | 19-23 | Playoffs<br>Chicago | 55,431 |

|                          |         |         |
|--------------------------|---------|---------|
| <b>TOTAL FIRST DOWNS</b> | 339     | 307     |
| Rushing                  | 154     | 91      |
| Passing                  | 164     | 194     |
| Penalty                  | 21      | 22      |
| <b>POSSESSION AVG.</b>   | 30:36   | 29:34   |
| <b>TOTAL NET YARDS</b>   | 5,350   | 5,361   |
| Avg. Per Game            | 334.4   | 335.1   |
| Total Plays              | 1,121   | 1,030   |
| Avg. Per Play            | 4.8     | 5.2     |
| <b>NET YARDS RUSHING</b> | 2,274   | 1,589   |
| Avg. Per Game            | 142.1   | 99.3    |
| Total Rushes             | 588     | 390     |
| <b>NET YARDS PASSING</b> | 3,076   | 3,772   |
| Avg. Per Game            | 192.3   | 235.8   |
| Sacked/Yards Lost        | 48/341  | 66/529  |
| Gross Yards              | 3,417   | 4,301   |
| Attempts/Completions     | 485/286 | 575/318 |
| Completion Pct.          | 59.0    | 55.3    |
| Had Intercepted          | 13      | 21      |
| <b>PUNT/AVERAGE</b>      | 73/38.8 | 78/39.9 |
| <b>NET PUNTING AVG.</b>  | 34.9    | 32.1    |
| <b>PENALTIES/YARDS</b>   | 80/719  | 84/803  |
| <b>FUMBLES/LOST</b>      | 33/15   | 32/22   |
| <b>TOUCHDOWNS</b>        | 51      | 39      |
| Rushing                  | 20      | 13      |
| Passing                  | 24      | 25      |
| Returns                  | 7       | 1       |

|                         |           |           |           |           |           |            |
|-------------------------|-----------|-----------|-----------|-----------|-----------|------------|
| <b>SCORE BY PERIODS</b> | <b>Q1</b> | <b>Q2</b> | <b>Q3</b> | <b>Q4</b> | <b>OT</b> | <b>PTS</b> |
| WASHINGTON              | 89        | 144       | 108       | 85        | 0         | 426        |
| Opponents               | 73        | 70        | 107       | 60        | 0         | 310        |

|                |           |           |           |           |            |           |          |           |
|----------------|-----------|-----------|-----------|-----------|------------|-----------|----------|-----------|
| <b>SCORING</b> | <b>TD</b> | <b>Ru</b> | <b>Pa</b> | <b>Rt</b> | <b>PAT</b> | <b>FG</b> | <b>S</b> | <b>TP</b> |
| Moseley        | 0         | 0         | 0         | 0         | 48/51      | 24/31     | 0        | 120       |
| Riggins        | 14        | 0         | 0         | 0         | 0/0        | 0/0       | 0        | 84        |
| Monk           | 7         | 0         | 7         | 0         | 0/0        | 0/0       | 0        | 42        |
| WASHINGTON     | 51        | 20        | 24        | 7         | 48/51      | 24/31     | 0        | 426       |
| Opponents      | 39        | 13        | 25        | 1         | 37/39      | 13/20     | 0        | 310       |

|                |            |              |             |           |           |
|----------------|------------|--------------|-------------|-----------|-----------|
| <b>RUSHING</b> | <b>No.</b> | <b>Yards</b> | <b>Avg.</b> | <b>Lg</b> | <b>TD</b> |
| Riggins        | 327        | 1,239        | 3.8         | 24        | 14        |
| Griffin        | 97         | 408          | 4.2         | 31        | 0         |
| WASHINGTON     | 588        | 2,274        | 3.9         | 31        | 20        |
| Opponents      | 390        | 1,589        | 4.1         | 39        | 13        |

|                |            |             |              |             |                  |           |            |            |             |             |                  |               |
|----------------|------------|-------------|--------------|-------------|------------------|-----------|------------|------------|-------------|-------------|------------------|---------------|
| <b>PASSING</b> | <b>Att</b> | <b>Comp</b> | <b>Yards</b> | <b>Cmp%</b> | <b>Yards/Att</b> | <b>TD</b> | <b>TD%</b> | <b>Int</b> | <b>Int%</b> | <b>Long</b> | <b>Sack/Lost</b> | <b>Rating</b> |
| Theismann      | 477        | 283         | 3,391        | 59.3        | 7.1              | 24        | 5.0        | 13         | 2.7         | 80          | 48/341           | 86.5          |
| WASHINGTON     | 485        | 286         | 3,417        | 59.0        | 7.1              | 24        | 4.9        | 13         | 2.7         | 80          | 48/341           | 85.7          |
| Opponents      | 575        | 318         | 4,301        | 55.3        | 7.5              | 25        | 4.3        | 21         | 3.7         | 83          | 66/529           | 78.2          |

|                  |            |              |             |           |           |
|------------------|------------|--------------|-------------|-----------|-----------|
| <b>RECEIVING</b> | <b>No.</b> | <b>Yards</b> | <b>Avg.</b> | <b>Lg</b> | <b>TD</b> |
| Monk             | 106        | 1,372        | 12.9        | 72        | 7         |
| Muhammad         | 42         | 729          | 17.4        | 80t       | 4         |
| Didier           | 30         | 350          | 11.7        | 44        | 5         |
| WASHINGTON       | 286        | 3,417        | 11.9        | 80t       | 24        |
| Opponents        | 318        | 4,301        | 13.5        | 83t       | 25        |

|                      |            |              |             |           |           |
|----------------------|------------|--------------|-------------|-----------|-----------|
| <b>INTERCEPTIONS</b> | <b>No.</b> | <b>Yards</b> | <b>Avg.</b> | <b>Lg</b> | <b>TD</b> |
| Hayes                | 7          | 114          | 16.3        | 36t       | 2         |
| Green                | 5          | 101          | 20.2        | 50        | 1         |
| Milot                | 3          | 42           | 14.0        | 25        | 0         |
| WASHINGTON           | 21         | 401          | 19.1        | 50        | 4         |
| Opponents            | 13         | 159          | 12.2        | 40        | 0         |

|                |            |              |             |            |           |           |           |            |
|----------------|------------|--------------|-------------|------------|-----------|-----------|-----------|------------|
| <b>PUNTING</b> | <b>No.</b> | <b>Yards</b> | <b>Avg.</b> | <b>Net</b> | <b>TB</b> | <b>In</b> | <b>Lg</b> | <b>Blk</b> |
| Hayes          | 72         | 2,834        | 39.4        | 34.9       | 5         | 13        | 59        | 1          |
| WASHINGTON     | 73         | 2,834        | 38.8        | 34.9       | 5         | 13        | 59        | 1          |
| Opponents      | 78         | 3,114        | 39.9        | 32.1       | 7         | 16        | 64        | 1          |

|                     |            |           |              |             |           |           |
|---------------------|------------|-----------|--------------|-------------|-----------|-----------|
| <b>PUNT RETURNS</b> | <b>Ret</b> | <b>FC</b> | <b>Yards</b> | <b>Avg.</b> | <b>Lg</b> | <b>TD</b> |
| Nelms               | 49         | 1         | 428          | 8.7         | 46        | 0         |
| WASHINGTON          | 55         | 2         | 474          | 8.6         | 46        | 0         |
| Opponents           | 38         | 16        | 187          | 4.9         | 14        | 0         |

|                        |            |              |             |           |           |
|------------------------|------------|--------------|-------------|-----------|-----------|
| <b>KICKOFF RETURNS</b> | <b>No.</b> | <b>Yards</b> | <b>Avg.</b> | <b>Lg</b> | <b>TD</b> |
| Nelms                  | 42         | 860          | 20.1        | 36        | 0         |
| WASHINGTON             | 60         | 1,174        | 19.6        | 31        | 0         |
| Opponents              | 73         | 1,404        | 19.2        | 89t       | 1         |

|                    |             |              |              |              |            |
|--------------------|-------------|--------------|--------------|--------------|------------|
| <b>FIELD GOALS</b> | <b>1-19</b> | <b>20-29</b> | <b>30-39</b> | <b>40-49</b> | <b>50+</b> |
| Moseley            | 1/1         | 9/10         | 12/13        | 1/5          | 1/2        |
| Opponents          | 2/2         | 3/3          | 5/7          | 3/6          | 0/2        |

|                |          |          |          |           |           |
|----------------|----------|----------|----------|-----------|-----------|
| <b>DEFENSE</b> | <b>T</b> | <b>S</b> | <b>A</b> | <b>FF</b> | <b>FR</b> |
| Olkewicz       | 149      | 86       | 63       | 1         | 2         |
| Jordan         | 144      | 79       | 65       | 1         | 1         |
| Milot          | 112      | 68       | 44       | 0         | 0         |

**SACKS:** Dexter Manley 13.5, Monte Coleman 10.5, Darryl Grant 8.0, Charles Mann 7.0, Perry Brooks 5.5, Mel Kaufman 5.5, Dave Butz 4.5, Tony McGee 4.5, Rich Milot 4.0, Tom Beasley 2.0, Neal Olkewicz 1.0

**NOTABLE Record (Finish):** 11-5 (1st NFC East)

**National Honors:** CB Darrell Green: Pro Bowl. G Russ Grimm: Pro Bowl, PFWA All-Pro Team, NEA All-Pro Team, AP All-Pro Team, All-NFL Team, UPI All-NFC Team. T Joe Jacoby: Pro Bowl, PFWA All-Pro Team, AP All-Pro Team, All-NFL Team, UPI All-NFC Team. WR Art Monk: Pro Bowl, PFWA All-Pro Team, Associated Press All-Pro Team, All NFL Team, UPI All-NFC Team

**Starters:** Offense: WR Charlie Brown (4), TE Rick Walker (14), LT Joe Jacoby (16), LG Russ Grimm (16), C Jeff Bostic (8), RG/RT Mark May (7/9), RT George Starke (7), TE Don Warren (16), WR Art Monk (16), QB Joe Theismann (16), RB John Riggins (14), TE Clint Didier (2), RG Ken Huff (9), RB Keith Griffin (2), WR Virgil Seay (2), WR Calvin Muhammad (8), WR Mark McGrath (2), C Rick Donnalley (8)

**Defense:** LE Todd Liebenstein (1), LT Dave Butz (15), RT Perry Brooks (11), RE Dexter Manley (14), LLB Mel Kaufman (15), MLB Neal Olkewicz (16), RLB Rich Milot (12), LCB Darrell Green (16), RCB Anthony Washington (2), SS Tony Peters (6), FS Mark Murphy (2), LE Charles Mann (15), LT/RE Tom Beasley (1/2), RT Darryl Grant (15), LLB/RLB Monte Coleman (1/4), RCB Vernon Dean (14), SS Ken Coffey (10), FS Curtis Jordan (14)

# YEARLY STATS

## 1985 (10-6) // COACH JOE GIBBS

|          |   |       |                    |        |
|----------|---|-------|--------------------|--------|
| Sept. 9  | L | 14-44 | at Dallas          | 62,292 |
| Sept. 15 | W | 16-13 | Houston            | 53,553 |
| Sept. 22 | L | 6-19  | Philadelphia       | 53,748 |
| Sept. 29 | L | 10-45 | at Chicago         | 63,708 |
| Oct. 7   | W | 27-10 | St. Louis          | 53,134 |
| Oct. 13  | W | 24-3  | Detroit            | 52,845 |
| Oct. 20  | L | 3-17  | at New York Giants | 74,389 |
| Oct. 27  | W | 14-7  | at Cleveland       | 78,540 |
| Nov. 3   | W | 44-10 | at Atlanta         | 42,209 |
| Nov. 10  | L | 7-13  | Dallas             | 55,750 |
| Nov. 18  | W | 23-21 | New York Giants    | 53,371 |
| Nov. 24  | W | 30-23 | at Pittsburgh      | 59,293 |
| Dec. 1   | L | 8-35  | San Francisco      | 51,321 |
| Dec. 8   | W | 17-12 | at Philadelphia    | 60,737 |
| Dec. 15  | W | 27-24 | Cincinnati         | 50,544 |
| Dec. 21  | W | 27-16 | at St. Louis       | 28,090 |

|                          |  | Redskins | Opponents |
|--------------------------|--|----------|-----------|
| <b>TOTAL FIRST DOWNS</b> |  |          |           |
| Rushing                  |  | 319      | 244       |
| Passing                  |  | 147      | 94        |
| Penalty                  |  | 157      | 134       |
|                          |  | 15       | 16        |
| <b>POSSESSION AVG.</b>   |  |          |           |
| <b>TOTAL NET YARDS</b>   |  |          |           |
| Avg. Per Game            |  | 33:17    | 26:43     |
| Total Plays              |  | 5,338    | 4,480     |
| Avg. Per Play            |  | 333.6    | 280.0     |
| <b>NET YARDS RUSHING</b> |  |          |           |
| Avg. Per Game            |  | 1,135    | 941       |
| Total Rushes             |  | 4.7      | 4.8       |
| <b>NET YARDS PASSING</b> |  |          |           |
| Avg. Per Game            |  | 2,523    | 1,734     |
| Sacked/Yards Lost        |  | 157.7    | 108.4     |
| Gross Yards              |  | 571      | 424       |
| Attempts/Completions     |  | 2,815    | 2,746     |
| Completion Pct.          |  | 175.9    | 171.6     |
| Had Intercepted          |  | 52/428   | 52/378    |
|                          |  | 3,243    | 3,124     |
|                          |  | 512/280  | 465/239   |
|                          |  | 54.7     | 51.4      |
|                          |  | 21       | 23        |
| <b>PUNT/AVERAGE</b>      |  |          |           |
| <b>NET PUNTING AVG.</b>  |  |          |           |
| <b>PENALTIES/YARDS</b>   |  |          |           |
| <b>FUMBLES/LOST</b>      |  |          |           |
| <b>TOUCHDOWNS</b>        |  |          |           |
| Rushing                  |  | 33       | 35        |
| Passing                  |  | 20       | 11        |
| Returns                  |  | 13       | 19        |
|                          |  | 0        | 5         |

| SCORE BY PERIODS | Q1 | Q2  | Q3 | Q4 | OT | PTS |
|------------------|----|-----|----|----|----|-----|
| WASHINGTON       | 81 | 105 | 44 | 67 | 0  | 297 |
| Opponents        | 59 | 107 | 78 | 68 | 0  | 312 |

| SCORING    | TD | Ru | Pa | Rt | PAT   | FG    | S | TP  |
|------------|----|----|----|----|-------|-------|---|-----|
| Moseley    | 0  | 0  | 0  | 0  | 31/33 | 22/34 | 0 | 97  |
| Riggins    | 8  | 8  | 0  | 0  | 0/0   | 0/0   | 0 | 48  |
| Rogers     | 7  | 7  | 0  | 0  | 0/0   | 0/0   | 0 | 42  |
| Clark      | 5  | 0  | 5  | 0  | 0/0   | 0/0   | 0 | 30  |
| WASHINGTON | 33 | 20 | 13 | 0  | 31/33 | 22/35 | 1 | 297 |
| Opponents  | 35 | 11 | 19 | 5  | 34/35 | 22/28 | 1 | 312 |

| RUSHING    | No. | Yards | Avg. | Lg  | TD |
|------------|-----|-------|------|-----|----|
| Rogers     | 231 | 1,093 | 4.7  | 35  | 7  |
| Riggins    | 176 | 677   | 3.8  | 51  | 8  |
| Griffin    | 102 | 473   | 4.6  | 66t | 3  |
| WASHINGTON | 571 | 2,523 | 4.4  | 66t | 20 |
| Opponents  | 424 | 1,734 | 4.1  | 64  | 11 |

| PASSING    | Att | Comp | Yards | Cmp% | Yards/Att | TD | TD% | Int | Int% | Long | Sack/Lost | Rating |
|------------|-----|------|-------|------|-----------|----|-----|-----|------|------|-----------|--------|
| Theismann  | 301 | 167  | 1,774 | 55.5 | 5.9       | 8  | 2.7 | 16  | 5.3  | 55   | 37/314    | 59.6   |
| Schroeder  | 209 | 112  | 1,458 | 53.6 | 6.9       | 5  | 2.4 | 5   | 2.4  | 53   | 15/114    | 73.8   |
| WASHINGTON | 512 | 280  | 3,243 | 54.7 | 6.3       | 13 | 2.5 | 21  | 4.1  | 55   | 52/428    | 65.3   |
| Opponents  | 465 | 239  | 3,124 | 51.4 | 6.7       | 19 | 4.1 | 23  | 4.9  | 69   | 52/378    | 66.2   |

| RECEIVING  | No. | Yards | Avg. | Lg | TD |
|------------|-----|-------|------|----|----|
| Monk       | 91  | 1,226 | 13.5 | 53 | 2  |
| Clark      | 72  | 926   | 12.9 | 55 | 5  |
| Didier     | 41  | 433   | 10.6 | 29 | 4  |
| WASHINGTON | 280 | 3,243 | 11.6 | 55 | 13 |
| Opponents  | 239 | 3,124 | 13.1 | 69 | 19 |

| INTERCEPTIONS | No. | Yards | Avg. | Lg | TD |
|---------------|-----|-------|------|----|----|
| Jordan        | 5   | 88    | 17.6 | 36 | 0  |
| Dean          | 5   | 8     | 1.6  | 8  | 0  |
| Kaufman       | 3   | 10    | 3.3  | 10 | 0  |
| WASHINGTON    | 23  | 220   | 9.6  | 36 | 0  |
| Opponents     | 21  | 215   | 10.2 | 90 | 2  |

| PUNTING    | No. | Yards | Avg. | Net  | TB | In | Lg | Blk |
|------------|-----|-------|------|------|----|----|----|-----|
| Cox        | 52  | 2,175 | 41.8 | 32.4 | 13 | 15 | 57 | 0   |
| WASHINGTON | 73  | 2,973 | 40.7 | 32.4 | 16 | 19 | 57 | 0   |
| Opponents  | 85  | 3,723 | 43.8 | 36.0 | 8  | 24 | 68 | 1   |

| PUNT RETURNS | Ret | FC | Yards | Avg. | Lg | TD |
|--------------|-----|----|-------|------|----|----|
| Jenkins      | 26  | 9  | 272   | 10.5 | 28 | 0  |
| WASHINGTON   | 47  | 11 | 508   | 10.7 | 37 | 0  |
| Opponents    | 32  | 11 | 285   | 8.9  | 56 | 0  |

| KICKOFF RETURNS | No. | Yards | Avg. | Lg  | TD |
|-----------------|-----|-------|------|-----|----|
| Jenkins         | 41  | 1,018 | 24.8 | 95  | 0  |
| WASHINGTON      | 60  | 1,349 | 22.5 | 95  | 0  |
| Opponents       | 53  | 1,186 | 22.4 | 99t | 2  |

| FIELD GOALS | 1-19 | 20-29 | 30-39 | 40-49 | 50+ |
|-------------|------|-------|-------|-------|-----|
| Moseley     | 0/0  | 7/8   | 8/13  | 7/12  | 0/1 |
| Opponents   | 0/0  | 5/5   | 9/11  | 7/9   | 1/3 |

| DEFENSE  | T   | S   | A  | FF | FR |
|----------|-----|-----|----|----|----|
| Jordan   | 178 | 104 | 73 | 1  | 2  |
| Olkewicz | 174 | 105 | 69 | 4  | 1  |
| Milot    | 145 | 89  | 56 | 0  | 0  |

**SACKS:** Dexter Manley 15.0, Charles Mann 14.5, Dean Hamel 6.0, Dave Butz 5.0, Mel Kaufman 4.0, Rich Milot 3.0, Darryl Grant 1.5, Tom Beasley 1.0, Monte Coleman 1.0, Steve Hamilton 1.0

**NOTABLE RECORD (Finish):** 10-6 (3rd NFC East)

**National Honors:** G Russ Grimm: PFWA All-Pro, NEA All-NFL, AP All-Pro, All-NFL, UPI All-NFC, Pro Bowl; WR Art Monk: UPI All-NFC, Pro Bowl; T Joe Jacoby: Pro Bowl; CB Raphael Cherry: PFWA All-Rookie

**Starters:** Offense: WR Calvin Muhammad (5), WR Malcolm Barnwell (2), LT Joe Jacoby (11), LG/LT Russ Grimm (14/2), C Rick Donnalley (12), RG Ken Huff (15), RT Mark May (16), TE Don Warren (16), WR Art Monk (14), QB Joe Theismann (11), RB John Riggins (11), C/LG Jeff Bostic (4/2), WR Gary Clark (10), TE Clint Didier (14), TE Anthony Jones (2), LT Dan McQuaid (3), RB George Rogers (5), QB Jay Schroeder (5), RB Otis Wonsley (1), RG/RC Thielemann (1)

**Defense:** LE Charles Mann (16), LT Dave Butz (16), RT Darryl Grant (8), RE Dexter Manley (16), LLB Mel Kaufman (15), MLB Neal Olkewicz (16), RLB Rich Milot (16), LCB Darrell Green (16), RCB Vernon Dean (16), SS Tony Peters (10), FS Curtis Jordan (16), SS Raphael Cherry (6), LLB Monte Coleman (1), RT Dean Hamel (8)

# YEARLY STATS

## 1986 (12-4) // COACH JOE GIBBS

|          |   |            |                     |        |
|----------|---|------------|---------------------|--------|
| Sept. 7  | W | 41-14      | Philadelphia        | 53,982 |
| Sept. 14 | W | 10-6       | Los Angeles Raiders | 55,235 |
| Sept. 21 | W | 30-27      | at San Diego        | 57,853 |
| Sept. 28 | W | 19-14      | Seattle             | 54,157 |
| Oct. 5   | W | 14-6 at    | New Orleans         | 57,378 |
| Oct. 12  | L | 6-30 at    | Dallas              | 63,264 |
| Oct. 19  | W | 28-21      | St. Louis           | 53,494 |
| Oct. 27  | L | 20-27      | at New York Giants  | 75,923 |
| Nov. 2   | W | 44-38 (OT) | Minnesota           | 51,928 |
| Nov. 9   | W | 16-7       | at Green Bay        | 47,728 |
| Nov. 17  | W | 14-6       | San Francisco       | 54,774 |
| Nov. 23  | W | 41-14      | Dallas              | 55,642 |
| Nov. 30  | W | 20-17      | at St. Louis        | 35,637 |
| Dec. 7   | L | 14-24      | New York Giants     | 55,642 |
| Dec. 13  | L | 30-31      | at Denver           | 75,905 |
| Dec. 21  | W | 21-14      | at Philadelphia     | 61,816 |
| Playoffs |   |            |                     |        |
| Dec. 28  | W | 19-7       | Los Angeles Rams    | 54,180 |
| Jan. 3   | W | 27-13      | at Chicago          | 65,141 |
| Jan. 11  | L | 0-17       | at New York Giants  | 76,891 |

|                          | Redskins | Opponents |
|--------------------------|----------|-----------|
| <b>TOTAL FIRST DOWNS</b> | 312      | 316       |
| Rushing                  | 112      | 103       |
| Passing                  | 177      | 181       |
| Penalty                  | 23       | 32        |
| <b>POSSESSION AVG.</b>   | 29:56    | 30:04     |
| <b>TOTAL NET YARDS</b>   | 5,601    | 5,297     |
| Avg. Per Game            | 350.1    | 331.1     |
| Total Plays              | 1,044    | 1,046     |
| Avg. Per Play            | 5.4      | 5.1       |
| <b>NET YARDS RUSHING</b> | 1,732    | 1,805     |
| Avg. Per Game            | 108.3    | 112.8     |
| Total Rushes             | 474      | 459       |
| <b>NET YARDS PASSING</b> | 3,869    | 3,492     |
| Avg. Per Game            | 241.8    | 218.3     |
| Sacked/Yards Lost        | 28/240   | 55/424    |
| Gross Yards              | 4,109    | 3,916     |
| Attempts/Completions     | 542/276  | 532/302   |
| Completion Pct.          | 50.9     | 56.8      |
| Had Intercepted          | 22       | 19        |
| <b>PUNT/AVERAGE</b>      | 75/43.6  | 95/41.3   |
| <b>NET PUNTING AVG.</b>  | 36.4     | 33.8      |
| <b>PENALTIES/YARDS</b>   | 94/860   | 115/1026  |
| <b>FUMBLES/LOST</b>      | 29/10    | 21/9      |
| <b>TOUCHDOWNS</b>        | 46       | 35        |
| Rushing                  | 23       | 14        |
| Passing                  | 22       | 21        |
| Returns                  | 1        | 0         |

| SCORE BY PERIODS | Q1 | Q2  | Q3 | Q4 | OT | PTS |
|------------------|----|-----|----|----|----|-----|
| WASHINGTON       | 79 | 101 | 92 | 90 | 6  | 368 |
| Opponents        | 82 | 77  | 68 | 69 | 0  | 296 |

| SCORING    | TD | Ru | Pa | Rt | PAT   | FG    | S | TP  |
|------------|----|----|----|----|-------|-------|---|-----|
| Rogers     | 18 | 18 | 0  | 0  | 0/0   | 0/0   | 0 | 108 |
| Zendejas   | 0  | 0  | 0  | 0  | 23/28 | 9/14  | 0 | 50  |
| Bryant     | 7  | 4  | 3  | 0  | 0/0   | 0/0   | 0 | 42  |
| Clark      | 7  | 0  | 7  | 0  | 0/0   | 0/0   | 0 | 42  |
| WASHINGTON | 46 | 23 | 22 | 1  | 38/45 | 18/32 | 0 | 368 |
| Opponents  | 35 | 14 | 21 | 0  | 35/35 | 17/24 | 0 | 296 |

| RUSHING    | No. | Yards | Avg. | Lg  | TD |
|------------|-----|-------|------|-----|----|
| Rogers     | 303 | 1,203 | 4.0  | 42  | 18 |
| Bryant     | 69  | 258   | 3.7  | 22† | 4  |
| Griffin    | 62  | 197   | 3.2  | 12  | 0  |
| WASHINGTON | 474 | 1,732 | 3.7  | 42  | 23 |
| Opponents  | 459 | 1,805 | 3.9  | 39  | 14 |

| PASSING    | Att | Comp | Yards | Cmp% | Yards/Att | TD | TD% | Int | Int% | Long | Sack/Lost | Rating |
|------------|-----|------|-------|------|-----------|----|-----|-----|------|------|-----------|--------|
| Schroeder  | 541 | 276  | 4,109 | 51.0 | 7.6       | 22 | 4.1 | 22  | 4.1  | 71   | 28/240    | 72.9   |
| WASHINGTON | 542 | 276  | 4,109 | 50.9 | 7.6       | 22 | 4.1 | 22  | 4.1  | 71   | 28/240    | 72.7   |
| Opponents  | 532 | 302  | 3,916 | 56.8 | 7.4       | 21 | 3.9 | 19  | 3.6  | 76   | 55/424    | 78.3   |

| RECEIVING  | No. | Yards | Avg. | Lg  | TD |
|------------|-----|-------|------|-----|----|
| Clark      | 74  | 1,265 | 17.1 | 55  | 7  |
| Monk       | 73  | 1,068 | 14.6 | 69  | 4  |
| Bryant     | 43  | 449   | 10.4 | 40  | 3  |
| WASHINGTON | 276 | 4,109 | 14.9 | 71† | 22 |
| Opponents  | 302 | 3,916 | 13.0 | 76† | 21 |

| INTERCEPTIONS | No. | Yards | Avg. | Lg | TD |
|---------------|-----|-------|------|----|----|
| Green         | 5   | 9     | 1.8  | 7  | 0  |
| Jordan        | 3   | 46    | 15.3 | 20 | 0  |
| WASHINGTON    | 19  | 126   | 6.6  | 31 | 0  |
| Opponents     | 22  | 186   | 8.5  | 35 | 0  |

| PUNTING   | No. | Yards | Avg. | Net  | TB | In | Lg | Blk |
|-----------|-----|-------|------|------|----|----|----|-----|
| Cox       | 75  | 3,271 | 43.6 | 36.4 | 16 | 21 | 58 | 0   |
| Opponents | 95  | 3,923 | 41.3 | 33.8 | 8  | 22 | 55 | 0   |

| PUNT RETURNS | Ret | FC | Yards | Avg. | Lg | TD |
|--------------|-----|----|-------|------|----|----|
| Jenkins      | 28  | 11 | 270   | 9.6  | 39 | 0  |
| WASHINGTON   | 51  | 20 | 550   | 10.8 | 44 | 0  |
| Opponents    | 36  | 10 | 220   | 6.1  | 24 | 0  |

| KICKOFF RETURNS | No. | Yards | Avg. | Lg | TD |
|-----------------|-----|-------|------|----|----|
| Jenkins         | 27  | 554   | 20.5 | 37 | 0  |
| WASHINGTON      | 60  | 1,175 | 19.6 | 37 | 0  |
| Opponents       | 50  | 1,005 | 20.1 | 59 | 0  |

| FIELD GOALS | 1-19 | 20-29 | 30-39 | 40-49 | 50+ |
|-------------|------|-------|-------|-------|-----|
| Zendejas    | 0/0  | 5/5   | 2/3   | 2/4   | 0/2 |
| Moseley     | 1/1  | 3/4   | 1/2   | 1/5   | 0/0 |
| WASHINGTON  | 1/1  | 8/9   | 3/5   | 4/10  | 2/7 |
| Opponents   | 0/0  | 4/5   | 9/11  | 3/6   | 1/2 |

| DEFENSE  | T   | S   | A  | TFL | PD | FF | FR |
|----------|-----|-----|----|-----|----|----|----|
| Olkewicz | 183 | 98  | 67 | 18  | 0  | 1  | 2  |
| Jordan   | 173 | 112 | 60 | 1   | 1  | 0  | 0  |
| Milot    | 134 | 88  | 44 | 2   | 1  | 2  | 1  |

**SACKS:** Dexter Manley 18.5, Charles Mann 10.0, Dave Butz 6.0, Steve Hamilton 4.5, Monte Coleman 3.0, Mel Kaufman 3.0, Darryl Grant 2.0, Rich Milot 2.0, Neal Olkewicz 2.0, Angelo Snipes 2.0, Calvin Daniels 1.0, Alvin Walton 1.0

**NOTABLE Record (Finish):** 12-4 (2nd NFC East)

**National Honors:** FS Todd Bowles: UPI All-Rookie; WR Gary Clark: Pro Bowl, UPI All-NFC; CB Darrell Green: Pro Bowl, All-NFL, G Russ Grimm: Pro Bowl, All-NFL, UPI All-NFC; T Joe Jacoby: Pro Bowl; DE Dexter Manley: Pro Bowl, AP All-Pro, All-NFL, UPI All-NFC; WR Art Monk: Pro Bowl; QB Jay Schroeder: Pro Bowl; SS Alvin Walton: UPI All-Rookie; K Max Zendejas: UPI All-Rookie

**Starters:** Offense: WR Art Monk (16), TE Don Warren (16), LT Joe Jacoby (16), LG Russ Grimm (14), C Jeff Bostic (16), RG RC Thieleman (13), RT Mark May (16), TE Clint Didier (11), WR Gary Clark (15), QB Jay Schroeder (16), RB George Rogers (15), RG/LG Raleigh McKenzie (3/2), WR Ricky Sanders (3), WR Derek Holloway (1), TE Anthony Jones (1), HB Terry Orr (1), RB Keith Griffin (1)

Defense: LE Charles Mann (15), LT Dave Butz (16), RT Dean Hamel (8), RE Dexter Manley (16), LLB Mel Kaufman (2), MLB Neal Olkewicz (16), RLB Rich Milot (15), LCB Darrell Green (15), RCB Vernon Dean (8), SS Ken Coffey (9), FS Curtis Jordan (16), RT Darryl Grant (8) LE/RT Steve Hamilton (1/1), LLB Monte Coleman (4), LLB Calvin Daniels (10), LCB/RCB/SS Tim Morrison (1/3/1), RCB Barry Wilburn (5), SS Alvin Walton (4), SS Todd Bowles (2)

# YEARLY STATS

## 1987 (11-4) // COACH JOE GIBBS

| Date     | Result | Opponent                    | Score  |
|----------|--------|-----------------------------|--------|
| Sept. 13 | W      | 34-24 Philadelphia          | 52,188 |
| Sept. 20 | L      | 20-21 at Atlanta            | 50,882 |
| Sept. 27 |        | Cancelled New England       |        |
| Oct. 4   | W      | 28-21 St. Louis             | 27,728 |
| Oct. 11  | W      | 38-12 at New York Giants    | 9,123  |
| Oct. 19  | W      | 13-7 at Dallas              | 60,415 |
| Oct. 25  | W      | 17-16 New York Jets         | 53,497 |
| Nov. 1   | W      | 27-7 at Buffalo             | 71,640 |
| Nov. 8   | L      | 27-31 at Philadelphia       | 63,609 |
| Nov. 15  | W      | 20-13 Detroit               | 53,593 |
| Nov. 23  | L      | 26-30 Los Angeles Rams      | 53,614 |
| Nov. 29  | W      | 23-19 New York Giants       | 45,815 |
| Dec. 6   | W      | 34-17 at St. Louis          | 31,324 |
| Dec. 13  | W      | 24-20 Dallas                | 54,882 |
| Dec. 20  | L      | 21-23 at Miami              | 65,715 |
| Dec. 26  | W      | 27-24 at Minnesota          | 59,160 |
|          |        | Playoffs                    |        |
| Jan. 10  | W      | 21-17 at Chicago            | 65,268 |
| Jan. 17  | W      | 17-10 Minnesota             | 55,212 |
|          |        | Super Bowl XXII - San Diego |        |
| Jan. 31  | W      | 42-10 Denver                | 73,302 |

|                          | Redskins | Opponents |
|--------------------------|----------|-----------|
| <b>TOTAL FIRST DOWNS</b> | 301      | 296       |
| Rushing                  | 119      | 104       |
| Passing                  | 153      | 177       |
| Penalty                  | 29       | 15        |
| <b>POSSESSION AVG.</b>   | 30:30    | 29:30     |
| <b>TOTAL NET YARDS</b>   | 5,597    | 5,022     |
| Avg. Per Game            | 373.1    | 334.8     |
| Total Plays              | 1,005    | 1,021     |
| Avg. Per Play            | 5.6      | 4.9       |
| <b>NET YARDS RUSHING</b> | 2,102    | 1,679     |
| Avg. Per Game            | 140.1    | 111.9     |
| Total Rushes             | 500      | 441       |
| <b>NET YARDS PASSING</b> | 3,495    | 3,343     |
| Avg. Per Game            | 233.0    | 222.9     |
| Sacked/Yards Lost        | 27/223   | 53/424    |
| Gross Yards              | 3,718    | 3,767     |
| Attempts/Completions     | 478/247  | 527/276   |
| Completion Pct.          | 51.7     | 52.4      |
| Had Intercepted          | 18       | 23        |
| <b>PUNT/AVERAGE</b>      | 78/39.1  | 91/39.2   |
| <b>NET PUNTING AVG.</b>  | 78/34.1  | 91/31.4   |
| <b>PENALTIES/YARDS</b>   | 82/691   | 97/801    |
| <b>FUMBLES/LOST</b>      | 26/19 2  | 2/11      |
| <b>TOUCHDOWNS</b>        | 47       | 33        |
| Rushing                  | 18       | 10        |
| Passing                  | 27       | 19        |
| Returns                  | 2        | 4         |

| SCORE BY PERIODS | Q1 | Q2  | Q3  | Q4 | OT | PTS |
|------------------|----|-----|-----|----|----|-----|
| WASHINGTON       | 66 | 118 | 108 | 84 | 3  | 379 |
| Opponents        | 54 | 68  | 94  | 69 | 0  | 285 |

| SCORING     | TD | Ru | Pa | Rt | PAT   | FG    | S | TP  |
|-------------|----|----|----|----|-------|-------|---|-----|
| Haji-Sheikh | 0  | 0  | 0  | 0  | 29/32 | 13/19 | 0 | 68  |
| Clark       | 7  | 0  | 7  | 0  | 0/0   | 0/0   | 0 | 42  |
| WASHINGTON  | 47 | 18 | 27 | 2  | 43/47 | 18/29 | 0 | 379 |
| Opponents   | 33 | 10 | 19 | 4  | 30/33 | 19/28 | 0 | 285 |

| RUSHING    | No. | Yards | Avg. | Lg | TD |
|------------|-----|-------|------|----|----|
| Rogers     | 163 | 613   | 3.8  | 29 | 6  |
| Bryant     | 77  | 406   | 5.3  | 28 | 1  |
| WASHINGTON | 500 | 2,102 | 4.2  | 31 | 18 |
| Opponents  | 441 | 1,679 | 3.8  | 45 | 10 |

| PASSING     | Att | Comp | Yards | Cmp% | Yards/Att | TD | TD% | Int | Int% | Long | Sack/Lost | Rating |
|-------------|-----|------|-------|------|-----------|----|-----|-----|------|------|-----------|--------|
| Schroeder   | 267 | 129  | 1,878 | 48.3 | 7.0       | 12 | 4.5 | 10  | 3.7  | 84   | 17/149    | 71.0   |
| D. Williams | 143 | 81   | 1,156 | 56.6 | 8.1       | 11 | 7.7 | 5   | 3.5  | 62   | 7/53      | 94.0   |
| WASHINGTON  | 478 | 247  | 3,718 | 51.7 | 7.8       | 27 | 5.6 | 18  | 3.8  | 88   | 27/223    | 80.7   |
| Opponents   | 527 | 276  | 3,767 | 52.4 | 7.1       | 19 | 3.6 | 23  | 4.4  | 59   | 53/424    | 69.3   |

| RECEIVING  | No. | Yards | Avg. | Lg  | TD |
|------------|-----|-------|------|-----|----|
| Clark      | 56  | 1,066 | 19.0 | 84t | 7  |
| Bryant     | 43  | 490   | 11.4 | 39  | 5  |
| WASHINGTON | 247 | 3,718 | 15.1 | 88  | 27 |
| Opponents  | 276 | 3,767 | 13.6 | 59t | 19 |

| INTERCEPTIONS | No. | Yards | Avg. | Lg   | TD |
|---------------|-----|-------|------|------|----|
| Wilburn       | 9   | 135   | 15.0 | 100t | 1  |
| Bowles        | 4   | 24    | 6.0  | 24   | 0  |
| WASHINGTON    | 23  | 329   | 14.3 | 100t | 1  |
| Opponents     | 18  | 193   | 10.7 | 60t  | 1  |

| PUNTING    | No. | Yards | Avg. | Net  | TB | In | Lg | Blk |
|------------|-----|-------|------|------|----|----|----|-----|
| Cox        | 63  | 2,571 | 40.8 | 35.0 | 7  | 14 | 77 | 1   |
| WASHINGTON | 78  | 3,053 | 39.1 | 34.1 | 8  | 19 | 77 | 1   |
| Opponents  | 91  | 3,569 | 39.2 | 31.4 | 5  | 11 | 62 | 0   |

| PUNT RETURNS | Ret | FC | Yards | Avg. | Lg | TD |
|--------------|-----|----|-------|------|----|----|
| Yarber       | 37  | 9  | 273   | 7.4  | 33 | 0  |
| WASHINGTON   | 56  | 10 | 615   | 11.0 | 73 | 0  |
| Opponents    | 37  | 11 | 231   | 6.2  | 45 | 0  |

| KICKOFF RETURNS | No. | Yards | Avg. | Lg  | TD |
|-----------------|-----|-------|------|-----|----|
| Griffin         | 25  | 478   | 19.1 | 54  | 0  |
| WASHINGTON      | 59  | 1,139 | 19.3 | 54  | 0  |
| Opponents       | 63  | 1,352 | 21.5 | 95t | 1  |

| FIELD GOALS | 1-19 | 20-29 | 30-39 | 40-49 | 50+ |
|-------------|------|-------|-------|-------|-----|
| Haji-Sheikh | 0/0  | 5/5   | 6/10  | 2/4   | 0/0 |
| WASHINGTON  | 1/1  | 7/7   | 7/12  | 3/8   | 0/1 |
| Opponents   | 0/0  | 6/7   | 5/7   | 8/11  | 0/3 |

| DEFENSE | T   | S  | A  | TFL | PD | FF | FR |
|---------|-----|----|----|-----|----|----|----|
| Walton  | 148 | 91 | 46 | 11  | 3  | 2  | 1  |
| Bowles  | 108 | 70 | 36 | 2   | 4  | 0  | 1  |
| Coleman | 107 | 63 | 34 | 10  | 0  | 1  | 0  |

**SACKS:** Charles Mann 9.5, Dexter Manley 8.5, Steve Martin 5.0, Monte Coleman 4.0, Dave Butz 3.0, Alvin Walton 3.0, Dan Benish 2.0, Joe Cofer 2.0, Darryl Grant 2.0, Mel Kaufman 2.0, Markus Koch 2.0, Neal Olkewicz 2.0, Bobby Curtis 1.0, Steve Hamilton 1.0, Ted Karras 1.0, Rich Milot 1.0, Carlton Rose 1.0, Anthony Sagnella 1.0, Steve Thompson 1.0, Henry Waechter 1.0

**NOTABLE Record (Finish):** 11-4 [Super Bowl XXII Champions]

**Notable Honors:** WR Gary Clark: AP All-Pro, All-NFL, Pro Bowl; CB Barry Wilburn: AP All-Pro, All-NFL Team, UPI All-NFC; QB Doug Williams: Super Bowl XXII MVP; DE Charles Mann: Pro Bowl; CB Darrell Green: Pro Bowl

**Starters:** Offense: WR Art Monk (9), TE Don Warren (12), LT Joe Jacoby (12), LG/C Raleigh McKenzie (10/2), C Russ Grimm (5), RG RC Thielmann (12), RT/LG Ed Simmons (2/1), WR Gary Clark (11), QB Jay Schroeder (10), RB George Rogers (9), WR Ricky Sanders (5), TE Clint Didier (6), C Jeff Bostic (5), RT Mark May (10), QB Doug Williams (2), RB Keith Griffin (2), RB Kelvin Bryant (1), TE Terry Orr (1), TE Ken Whisenhunt (1), TE Joe Caravello (5), WR Clarence Verdin (1), WR Derrick Shepard (1), LG Darrick Brizl (4), RG Phil Petetty (3), TE Craig McEwen (3), LT Mark Carlson (3), RT Willard Scissum (3), C Eric Coyle (3), QB Ed Rubbert (3), WR Anthony Allen (3), TE Glenn Dennison (1), WR Lionel Vital (3), WR Ted Wilson (2)

Defense: LE Charles Mann (12), LT Dave Butz (12), RT Darryl Grant (11), RE Markus Koch (2), LLB Mel Kaufman (11), MLB Rich Milot (5), RLB Monte Coleman (12), LCB Darrell Green (12), RCB Barry Wilburn (12), SS Alvin Walton (12), FS Todd Bowles (12), RE Dexter Manley (10), MLB Neal Olkewicz (6), RT Dean Hamel (1), MLB Kurt Gouveia (1), LE Alec Gibson (3), RT Dan Benish (3), SS Joe Cofer (1), RLB Bobby Curtis (3), SS Steve Gage (1), SS Charles Jackson (1), LT Ted Karras (1), LLB Jon Kimmel (1), FS Skip Lane (3), RE Steve Martin (3), LCB Michael Mitchell (3), LT Tony Sagnella (2), MLB Eric Wilson (3), RCB Dennis Woodbury (3)

# YEARLY STATS

## 1988 (7-9) // COACH JOE GIBBS

| Date     | Result | Opponent         | Score  |
|----------|--------|------------------|--------|
| Sept. 5  | L      | at Giants        | 76,417 |
| Sept. 11 | W      | Pittsburgh       | 54,083 |
| Sept. 18 | W      | Philadelphia     | 53,920 |
| Sept. 25 | L      | at Phoenix       | 61,973 |
| Oct. 2   | L      | Giants           | 54,601 |
| Oct. 9   | W      | at Dallas        | 63,325 |
| Oct. 16  | W      | Phoenix          | 54,402 |
| Oct. 23  | W      | at Green Bay     | 51,767 |
| Oct. 30  | L      | at Houston       | 48,781 |
| Nov. 6   | W      | New Orleans      | 54,183 |
| Nov. 13  | L      | Chicago          | 52,418 |
| Nov. 21  | L      | at San Francisco | 59,268 |
| Nov. 27  | L      | Cleveland        | 51,604 |
| Dec. 4   | W      | at Philadelphia  | 65,947 |
| Dec. 11  | L      | Dallas           | 51,526 |
| Dec. 17  | L      | at Cincinnati    | 52,157 |

|                          | Redskins | Opponents |
|--------------------------|----------|-----------|
| <b>TOTAL FIRST DOWNS</b> | 306      | 293       |
| Rushing                  | 87       | 112       |
| Passing                  | 202      | 153       |
| Penalty                  | 17       | 28        |

|                        | Redskins | Opponents |
|------------------------|----------|-----------|
| <b>POSSESSION AVG.</b> | 30:57    | 29:03     |
| <b>TOTAL NET YARDS</b> | 5,679    | 5,194     |
| Avg. Per Game          | 355      | 324       |
| Total Plays            | 1,053    | 982       |
| Avg. Per Play          | 5.4      | 5.3       |

|                          | Redskins | Opponents |
|--------------------------|----------|-----------|
| <b>NET YARDS RUSHING</b> | 1,543    | 1,745     |
| Avg. Per Game            | 96.4     | 109.1     |
| Total Rushes             | 437      | 442       |

|                          | Redskins | Opponents |
|--------------------------|----------|-----------|
| <b>NET YARDS PASSING</b> | 4,136    | 3,439     |
| Avg. Per Game            | 258.5    | 214.9     |
| Sacked/Yards Lost        | 24/203   | 43/305    |
| Gross Yards              | 4,339    | 3,744     |
| Attempts/Completions     | 592/327  | 497/261   |
| Completion Pct.          | 55.2     | 52.5      |
| Had Intercepted          | 25       | 14        |

|                         | Redskins | Opponents |
|-------------------------|----------|-----------|
| <b>PUNT/AVERAGE</b>     | 67/38.2  | 79/39.4   |
| <b>NET PUNTING AVG.</b> | 29.8     | 34.2      |
| <b>PENALTIES/YARDS</b>  | 96/817   | 91/711    |

|                     | Redskins | Opponents |
|---------------------|----------|-----------|
| <b>FUMBLES/LOST</b> | 34/21    | 23/8      |
| <b>TOUCHDOWNS</b>   | 41       | 46        |
| Rushing             | 8        | 17        |
| Passing             | 33       | 24        |
| Returns             | 0        | 5         |

|                         | Q1 | Q2  | Q3 | Q4  | OT | PTS |
|-------------------------|----|-----|----|-----|----|-----|
| <b>SCORE BY PERIODS</b> |    |     |    |     |    |     |
| WASHINGTON              | 86 | 79  | 89 | 91  | 0  | 345 |
| Opponents               | 70 | 125 | 64 | 125 | 3  | 387 |

|                | TD | Ru | Pa | Rt | PAT   | FG    | S | TP  |
|----------------|----|----|----|----|-------|-------|---|-----|
| <b>SCORING</b> |    |    |    |    |       |       |   |     |
| Lohmiller      | 0  | 0  | 0  | 0  | 40/41 | 19/26 | 0 | 97  |
| Sanders        | 12 | 0  | 12 | 0  | 0/0   | 0/0   | 0 | 72  |
| Clark          | 7  | 0  | 7  | 0  | 0/0   | 0/0   | 0 | 42  |
| Bryant         | 6  | 1  | 5  | 0  | 0/0   | 0/0   | 0 | 36  |
| WASHINGTON     | 41 | 8  | 33 | 0  | 40/41 | 19/26 | 1 | 345 |
| Opponents      | 46 | 17 | 24 | 5  | 43/46 | 22/36 | 1 | 387 |

|                | No. | Yards | Avg. | Lg  | TD |
|----------------|-----|-------|------|-----|----|
| <b>RUSHING</b> |     |       |      |     |    |
| Bryant         | 108 | 498   | 4.6  | 25  | 1  |
| Smith          | 155 | 470   | 3.0  | 29  | 3  |
| Morris         | 126 | 437   | 3.5  | 27t | 2  |
| WASHINGTON     | 437 | 1,543 | 3.5  | 29  | 8  |
| Opponents      | 442 | 1,745 | 3.9  | 50t | 17 |

|                | Att | Comp | Yards | Cmp% | Yards/Att |
|----------------|-----|------|-------|------|-----------|
| <b>PASSING</b> |     |      |       |      |           |
| Williams       | 380 | 213  | 2,609 | 56.1 | 6.9       |
| Rypien         | 208 | 114  | 1,730 | 54.8 | 8.3       |
| WASHINGTON     | 582 | 327  | 4,339 | 55.2 | 7.3       |
| Opponents      | 497 | 261  | 3,744 | 52.5 | 7.5       |

|                  | No. | Yards | Avg. | Lg  | TD |
|------------------|-----|-------|------|-----|----|
| <b>RECEIVING</b> |     |       |      |     |    |
| Sanders          | 73  | 1,148 | 15.7 | 55t | 12 |
| Monk             | 72  | 946   | 13.1 | 46t | 5  |
| Clark            | 59  | 892   | 15.1 | 60t | 7  |
| WASHINGTON       | 327 | 4,339 | 13.3 | 60t | 33 |
| Opponents        | 261 | 3,744 | 14.3 | 80t | 24 |

|                      | No. | Yards | Avg. | Lg | TD |
|----------------------|-----|-------|------|----|----|
| <b>INTERCEPTIONS</b> |     |       |      |    |    |
| Wilburn              | 4   | 24    | 6.0  | 14 | 0  |
| Marshall             | 3   | 61    | 20.3 | 43 | 0  |
| Walton               | 3   | 54    | 18.0 | 29 | 0  |
| WASHINGTON           | 14  | 193   | 13.8 | 43 | 0  |
| Opponents            | 25  | 271   | 10.8 | 40 | 0  |

|                | No. | Yards | Avg. | Net  | TB | In | Lg | Blk |
|----------------|-----|-------|------|------|----|----|----|-----|
| <b>PUNTING</b> |     |       |      |      |    |    |    |     |
| G. Coleman     | 39  | 1,505 | 38.6 | 29.2 | 3  | 8  | 53 | 0   |
| WASHINGTON     | 67  | 2,562 | 38.2 | 29.8 | 6  | 10 | 55 | 1   |
| Opponents      | 79  | 3,116 | 39.2 | 34.2 | 2  | 21 | 54 | 1   |

|                     | Ret | FC | Yards | Avg. | Lg  | TD |
|---------------------|-----|----|-------|------|-----|----|
| <b>PUNT RETURNS</b> |     |    |       |      |     |    |
| Shepherd            | 12  | 2  | 104   | 8.7  | 23  | 0  |
| Allen               | 10  | 2  | 62    | 6.2  | 14  | 0  |
| Green               | 9   | 0  | 103   | 11.4 | 32  | 0  |
| WASHINGTON          | 52  | 9  | 377   | 7.3  | 34  | 0  |
| Opponents           | 39  | 7  | 448   | 11.5 | 95t | 1  |

|                        | No. | Yards | Avg. | Lg | TD |
|------------------------|-----|-------|------|----|----|
| <b>KICKOFF RETURNS</b> |     |       |      |    |    |
| Morris                 | 21  | 413   | 19.7 | 35 | 0  |
| Sanders                | 19  | 362   | 19.1 | 31 | 0  |
| WASHINGTON             | 74  | 1,355 | 18.3 | 44 | 0  |
| Opponents              | 61  | 1,111 | 18.2 | 32 | 0  |

|                    | 1-19 | 20-29 | 30-39 | 40-49 | 50+ |
|--------------------|------|-------|-------|-------|-----|
| <b>FIELD GOALS</b> |      |       |       |       |     |
| Lohmiller          | 1/1  | 6/8   | 5/7   | 7/10  | 0/0 |
| Opponents          | 2/2  | 6/7   | 8/11  | 4/12  | 2/4 |

|                | T   | S   | A  | TFL | PD | FF | FR |
|----------------|-----|-----|----|-----|----|----|----|
| <b>DEFENSE</b> |     |     |    |     |    |    |    |
| Walton         | 196 | 116 | 72 | 8   | 6  | 3  | 0  |
| Dikewicz       | 165 | 90  | 65 | 10  | 0  | 1  | 3  |
| Bowles         | 141 | 85  | 55 | 1   | 7  | 2  | 0  |

**SACKS:** Dexter Manley 9.0, Charles Mann 5.5, Darryl Grant 4.0, Ravin Caldwell 4.0, Wilbur Marshall 4.0, Markus Koch 3.0, Monte Coleman 3.0, Dean Hamel 2.0, Neal Dikewicz 2.0, Dave Butz 1.0, Darrell Green 1.0, Mel Kaufman 1.0, Clarence Vaughn 1.0, Alvin Walton 1.0

**NOTABLE RECORD (Finish):** 7-9 [3rd NFC East]

**National Honors:** K Chip Lohmiller: PFWA All Rookie; DE Charles Mann: Pro Bowl; T Mark May: Pro Bowl

**Starters:** Offense: WR Art Monk [13], TE Don Warren [14], RT/RG Mark May [5/11], RG/LG RC Thieleman [5/3], C Jeff Bostic [11], LG/C Raleigh McKenzie [9/5], LT/RT Joe Jacoby [9/4], WR Ricky Sanders [4], WR Gary Clark [13], QB Doug Williams [10], RB Timmy Smith [8], RT/LT Jim Lachey [7/7], RB Kelvin Bryant [4], LG Russ Grimm [4], QB Mark Rypien [6], RB Jamie Morris [4], HB Craig McEwen [8], TE Anthony Jones [3], TE Terry Orr [3], TE Joe Caravello [6]

Defense: RE/LE Markus Koch [3/3], RT Darryl Grant [16], LT Dave Butz [16], LE Charles Mann [13], RLB Wilber Marshall [16], MLB Neal Dikewicz [16], LLB Monte Coleman [9], LCB Barry Wilburn [10], RCB Darrell Green [15], SS Alvin Walton [16], FS/RCB Todd Bowles [15/1], RE Dexter Manley [13], LLB Ravin Caldwell [1], LCB Brian Davis [6], LLB Mel Kaufman [7], FS Steve Gage [1]

|                | TD | TD% | Int | Int% | Long | Sack/Lost | Rating |
|----------------|----|-----|-----|------|------|-----------|--------|
| <b>PASSING</b> |    |     |     |      |      |           |        |
| Williams       | 15 | 3.9 | 12  | 3.2  | 58   | 10/88     | 77.4   |
| Rypien         | 18 | 8.7 | 13  | 6.3  | 60   | 14/115    | 85.2   |
| WASHINGTON     | 33 | 5.6 | 25  | 4.2  | 60   | 24/203    | 79.6   |
| Opponents      | 24 | 4.8 | 14  | 2.8  | 80   | 43/305    | 81.6   |

# YEARLY STATS

## 1989 (10-6) // COACH JOE GIBBS

|          |   |       |                        |        |
|----------|---|-------|------------------------|--------|
| Sept. 11 | L | 24-27 | New York Giants        | 54,160 |
| Sept. 17 | L | 37-42 | Philadelphia           | 53,493 |
| Sept. 24 | W | 30-7  | at Dallas              | 63,200 |
| Oct. 1   | W | 16-14 | at New Orleans         | 64,358 |
| Oct. 8   | W | 30-28 | Phoenix                | 53,335 |
| Oct. 15  | L | 17-20 | at New York Giants     | 76,245 |
| Oct. 22  | W | 32-28 | Tampa Bay              | 53,862 |
| Oct. 29  | L | 24-37 | at Los Angeles Raiders | 52,781 |
| Nov. 5   | L | 3-13  | Dallas                 | 53,187 |
| Nov. 12  | W | 10-3  | at Philadelphia        | 65,443 |
| Nov. 20  | L | 10-14 | Denver                 | 52,975 |
| Nov. 26  | W | 38-14 | Chicago                | 50,044 |
| Dec. 3   | W | 29-10 | at Phoenix             | 36,870 |
| Dec. 10  | W | 26-21 | San Diego              | 47,693 |
| Dec. 17  | W | 31-30 | at Atlanta             | 37,501 |
| Dec. 23  | W | 29-0  | at Seattle             | 60,294 |

|                          |            |            |
|--------------------------|------------|------------|
| <b>TOTAL FIRST DOWNS</b> | <b>338</b> | <b>274</b> |
| Rushing                  | 101        | 72         |
| Passing                  | 217        | 177        |
| Penalty                  | 20         | 25         |

|                        |              |              |
|------------------------|--------------|--------------|
| <b>POSSESSION AVG.</b> | <b>32:58</b> | <b>27:02</b> |
| <b>TOTAL NET YARDS</b> | <b>6,253</b> | <b>4,915</b> |
| Avg. Per Game          | 390.8        | 307.2        |
| Total Plays            | 1,116        | 954          |
| Avg. Per Play          | 5.6          | 5.2          |

|                          |              |              |
|--------------------------|--------------|--------------|
| <b>NET YARDS RUSHING</b> | <b>1,904</b> | <b>1,344</b> |
| Avg. Per Game            | 119.0        | 84.0         |
| Total Rushes             | 514          | 384          |

|                          |              |              |
|--------------------------|--------------|--------------|
| <b>NET YARDS PASSING</b> | <b>4,349</b> | <b>3,571</b> |
| Avg. Per Game            | 271.8        | 223.2        |
| Sacked/Yards Lost        | 21/127       | 40/304       |
| Gross Yards              | 4,476        | 3,875        |
| Attempts/Completions     | 581/337      | 530/277      |
| Completion Pct.          | 58.0         | 52.3         |
| Had Intercepted          | 17           | 27           |

|                         |                |                |
|-------------------------|----------------|----------------|
| <b>PUNT/AVERAGE</b>     | <b>63/42.3</b> | <b>76/40.1</b> |
| <b>NET PUNTING AVG.</b> | <b>63/33.3</b> | <b>76/34.5</b> |
| <b>PENALTIES/YARDS</b>  | <b>105/881</b> | <b>98/796</b>  |
| <b>FUMBLES/LOST</b>     | <b>32/20</b>   | <b>24/15</b>   |

|                   |           |           |
|-------------------|-----------|-----------|
| <b>TOUCHDOWNS</b> | <b>42</b> | <b>38</b> |
| Rushing           | 14        | 9         |
| Passing           | 24        | 25        |
| Returns           | 4         | 4         |

|                         |           |           |           |           |           |            |
|-------------------------|-----------|-----------|-----------|-----------|-----------|------------|
| <b>SCORE BY PERIODS</b> | <b>Q1</b> | <b>Q2</b> | <b>Q3</b> | <b>Q4</b> | <b>OT</b> | <b>PTS</b> |
| WASHINGTON              | 80        | 82        | 127       | 97        | 0         | 386        |
| Opponents               | 76        | 99        | 47        | 86        | 0         | 308        |

|                |           |           |           |           |            |           |          |           |
|----------------|-----------|-----------|-----------|-----------|------------|-----------|----------|-----------|
| <b>SCORING</b> | <b>TD</b> | <b>Ru</b> | <b>Pa</b> | <b>Rt</b> | <b>PAT</b> | <b>FG</b> | <b>S</b> | <b>TP</b> |
| Lohmiller      | 0         | 0         | 0         | 0         | 41/41      | 29/40     | 0        | 128       |
| Byner          | 9         | 7         | 2         | 0         | 0/0        | 0/0       | 0        | 54        |
| Clark          | 9         | 0         | 9         | 0         | 0/0        | 0/0       | 0        | 54        |
| Monk           | 8         | 0         | 8         | 0         | 0/0        | 0/0       | 0        | 48        |
| WASHINGTON     | 42        | 14        | 24        | 4         | 41/42      | 29/40     | 3        | 386       |
| Opponents      | 38        | 9         | 25        | 4         | 38/38      | 14/23     | 0        | 308       |

|                |            |              |             |           |           |
|----------------|------------|--------------|-------------|-----------|-----------|
| <b>RUSHING</b> | <b>No.</b> | <b>Yards</b> | <b>Avg.</b> | <b>Lg</b> | <b>TD</b> |
| Riggs          | 201        | 834          | 4.1         | 58        | 4         |
| Byner          | 134        | 580          | 4.3         | 24        | 7         |
| Morris         | 124        | 336          | 2.7         | 12t       | 2         |
| WASHINGTON     | 514        | 1,904        | 3.7         | 58        | 14        |
| Opponents      | 384        | 1,344        | 3.5         | 73t       | 9         |

|                |            |             |              |             |                  |           |            |            |             |             |                  |               |
|----------------|------------|-------------|--------------|-------------|------------------|-----------|------------|------------|-------------|-------------|------------------|---------------|
| <b>PASSING</b> | <b>Att</b> | <b>Comp</b> | <b>Yards</b> | <b>Cmp%</b> | <b>Yards/Att</b> | <b>TD</b> | <b>TD%</b> | <b>Int</b> | <b>Int%</b> | <b>Long</b> | <b>Sack/Lost</b> | <b>Rating</b> |
| Rypien         | 476        | 280         | 3,768        | 58.8        | 7.9              | 22        | 4.6        | 13         | 2.7         | 80          | 16/108           | 88.1          |
| Williams       | 93         | 51          | 585          | 54.8        | 6.3              | 1         | 1.1        | 3          | 3.2         | 46          | 2/10             | 64.1          |
| WASHINGTON     | 581        | 337         | 4,476        | 58.0        | 7.7              | 24        | 4.1        | 17         | 2.9         | 80          | 21/127           | 84.1          |
| Opponents      | 530        | 277         | 3,875        | 52.3        | 7.3              | 25        | 4.7        | 27         | 5.1         | 72          | 40/304           | 70.6          |

|                  |            |              |             |           |           |
|------------------|------------|--------------|-------------|-----------|-----------|
| <b>RECEIVING</b> | <b>No.</b> | <b>Yards</b> | <b>Avg.</b> | <b>Lg</b> | <b>TD</b> |
| Monk             | 86         | 1,186        | 13.8        | 60t       | 8         |
| Sanders          | 80         | 1,138        | 14.2        | 68        | 4         |
| Clark            | 79         | 1,229        | 15.6        | 80t       | 9         |
| WASHINGTON       | 337        | 4,476        | 13.3        | 80t       | 24        |
| Opponents        | 277        | 3,875        | 14.0        | 72t       | 25        |

|                      |            |              |             |           |           |
|----------------------|------------|--------------|-------------|-----------|-----------|
| <b>INTERCEPTIONS</b> | <b>No.</b> | <b>Yards</b> | <b>Avg.</b> | <b>Lg</b> | <b>TD</b> |
| A. Johnson           | 4          | 94           | 23.5        | 59t       | 1         |
| Walton               | 4          | 58           | 14.5        | 29t       | 1         |
| B. Davis             | 4          | 40           | 10.0        | 15        | 0         |
| WASHINGTON           | 27         | 284          | 10.5        | 59t       | 3         |
| Opponents            | 17         | 229          | 13.5        | 45t       | 1         |

|                |            |              |             |            |           |           |           |            |
|----------------|------------|--------------|-------------|------------|-----------|-----------|-----------|------------|
| <b>PUNTING</b> | <b>No.</b> | <b>Yards</b> | <b>Avg.</b> | <b>Net</b> | <b>TB</b> | <b>In</b> | <b>Lg</b> | <b>Blk</b> |
| Majsiejenko    | 62         | 2,663        | 43.0        | 33.3       | 9         | 21        | 74        | 1          |
| WASHINGTON     | 63         | 2,663        | 42.3        | 33.3       | 9         | 21        | 74        | 1          |
| Opponents      | 76         | 3,047        | 40.1        | 34.5       | 10        | 22        | 59        | 0          |

|                     |            |           |              |             |           |           |
|---------------------|------------|-----------|--------------|-------------|-----------|-----------|
| <b>PUNT RETURNS</b> | <b>Ret</b> | <b>FC</b> | <b>Yards</b> | <b>Avg.</b> | <b>Lg</b> | <b>TD</b> |
| Howard              | 21         | 18        | 200          | 9.5         | 38        | 0         |
| WASHINGTON          | 26         | 20        | 226          | 8.7         | 38        | 0         |
| Opponents           | 34         | 5         | 383          | 11.3        | 53        | 0         |

|                        |            |              |             |           |           |
|------------------------|------------|--------------|-------------|-----------|-----------|
| <b>KICKOFF RETURNS</b> | <b>No.</b> | <b>Yards</b> | <b>Avg.</b> | <b>Lg</b> | <b>TD</b> |
| Howard                 | 21         | 522          | 24.9        | 99t       | 1         |
| WASHINGTON             | 58         | 1,176        | 20.3        | 99t       | 1         |
| Opponents              | 74         | 1,532        | 20.7        | 96t       | 1         |

|                    |             |              |              |              |            |
|--------------------|-------------|--------------|--------------|--------------|------------|
| <b>FIELD GOALS</b> | <b>1-19</b> | <b>20-29</b> | <b>30-39</b> | <b>40-49</b> | <b>50+</b> |
| Lohmiller          | 2/2         | 11/11        | 13/15        | 3/11         | 0/1        |
| Opponents          | 0/0         | 5/5          | 5/8          | 3/7          | 1/3        |

|                |          |          |          |            |           |           |           |
|----------------|----------|----------|----------|------------|-----------|-----------|-----------|
| <b>DEFENSE</b> | <b>T</b> | <b>S</b> | <b>A</b> | <b>TFL</b> | <b>PD</b> | <b>FF</b> | <b>FR</b> |
| Walton         | 137      | 79       | 56       | 2          | 5         | 0         | 1         |
| Bowles         | 130      | 75       | 55       | 0          | 2         | 1         | 1         |
| Marshall       | 108      | 52       | 48       | 8          | 1         | 1         | 2         |

**SACKS:** Charles Mann 10.0, Dexter Manley 9.0, Monte Coleman 4.0, Wilber Marshall 4.0, Darryl Grant 3.5, Ravin Caldwell 3.5, Fred Stokes 3.0, Markus Koch 2.0, Todd Bowles 1.0

**NOTABLE RECORD (Finish):** 10-6 (3rd NFC East)

**National Honors:** T Jim Lachey: AP All-Pro, All-NFL, UPI All-NFC; QB Mark Rypien: Pro Bowl; DE Charles Mann: Pro Bowl; DT Tracy Rucker: PFWA All-Rookie, UPI All-Rookie

**Starters:** Defense: WR Art Monk (12), TE Don Warren (15), RT Joe Jacoby (10), RG Mark May (9), C Jeff Bostic (16), LG/RG Russ Grimm (8/1), LT Jim Lachey (14), RB Gerald Riggs (7), RB Earnest Byner (13), WR Gary Clark (12), QB Mark Rypien (14), WR Ricky Sanders (12), LG Raleigh McKenzie (8), RG Mark Schlereth (6), LT/RT Ed Simmons (2/6), RB Jamie Morris (3), QB Doug Williams (2) TE Mike Tice (5), TE Terry Orr (1)

Defense: LE Charles Mann (16), LT/RE Markus Koch (6/1), RT Darryl Grant (16), RE Dexter Manley (10), RLB Wilber Marshall (16), MLB Neal Olkewicz (8), LLB Monte Coleman (3), LCB Brian Davis (9), RCB Darrrell Green (7), SS Alvin Walton (12), FS Todd Bowles (16), SS Clarence Vaughn (4), LLB Ravin Caldwell (13), MLB Greg Manusky (7), MLB Kurt Gouveia (1), LT Tracy Rucker (10), RCB AJ Johnson (8), LCB Martin Mayhew (7), RE Fred Stokes (5), RCB Barry Wilburn (1)

# YEARLY STATS

## 1990 (10-6) // COACH JOE GIBBS

|          |   |            |                    |        |
|----------|---|------------|--------------------|--------|
| Sept. 9  | W | 31-0       | Phoenix            | 52,649 |
| Sept. 16 | L | 13-26      | at San Francisco   | 64,287 |
| Sept. 23 | W | 19-15      | Dallas             | 53,804 |
| Sept. 30 | W | 38-10      | at Phoenix         | 49,303 |
| Oct. 14  | L | 20-24      | New York Giants    | 54,737 |
| Oct. 21  | W | 13-7       | Philadelphia       | 53,567 |
| Oct. 28  | L | 10-21      | at New York Giants | 75,321 |
| Nov. 4   | W | 41-38 (OT) | at Detroit         | 69,326 |
| Nov. 12  | L | 14-28      | at Philadelphia    | 65,857 |
| Nov. 18  | W | 31-17      | New Orleans        | 52,573 |
| Nov. 22  | L | 17-27      | at Dallas          | 60,355 |
| Dec. 2   | W | 42-20      | Miami              | 53,599 |
| Dec. 9   | W | 10-9       | Chicago            | 53,920 |
| Dec. 15  | W | 25-10      | at New England     | 22,286 |
| Dec. 22  | L | 28-35      | at Indianapolis    | 58,173 |
| Dec. 30  | W | 29-14      | Buffalo            | 52,397 |
|          |   |            | Playoffs           |        |
| Jan. 4   | W | 20-6       | at Philadelphia    | 65,287 |
| Jan. 12  | L | 10-28      | at San Francisco   | 65,292 |

|                          |                 |                  |
|--------------------------|-----------------|------------------|
| <b>TOTAL FIRST DOWNS</b> | <b>Redskins</b> | <b>Opponents</b> |
| Rushing                  | 327             | 267              |
| Passing                  | 117             | 77               |
| Penalty                  | 193             | 166              |

|                        |                 |                  |
|------------------------|-----------------|------------------|
| <b>POSSESSION AVG.</b> | <b>Redskins</b> | <b>Opponents</b> |
| Total Plays            | 32:19           | 27:41            |
| Avg. Per Game          | 5:56.2          | 4:73.0           |

|                        |                 |                  |
|------------------------|-----------------|------------------|
| <b>TOTAL NET YARDS</b> | <b>Redskins</b> | <b>Opponents</b> |
| Total Plays            | 347.6           | 295.6            |
| Avg. Per Play          | 1,073           | 941              |

|                          |                 |                  |
|--------------------------|-----------------|------------------|
| <b>NET YARDS RUSHING</b> | <b>Redskins</b> | <b>Opponents</b> |
| Total Rushes             | 5.2             | 5.0              |
| Avg. Per Game            | 2,083           | 1,587            |

|                          |                 |                  |
|--------------------------|-----------------|------------------|
| <b>NET YARDS PASSING</b> | <b>Redskins</b> | <b>Opponents</b> |
| Total Passes             | 130.2           | 99.2             |
| Avg. Per Game            | 515             | 382              |

|                          |                 |                  |
|--------------------------|-----------------|------------------|
| <b>NET YARDS RUSHING</b> | <b>Redskins</b> | <b>Opponents</b> |
| Total Rushes             | 3,479           | 3,143            |
| Avg. Per Game            | 217.4           | 196.4            |

|                          |                 |                  |
|--------------------------|-----------------|------------------|
| <b>NET YARDS PASSING</b> | <b>Redskins</b> | <b>Opponents</b> |
| Total Passes             | 22/132          | 45/340           |
| Avg. Per Game            | 3,611           | 3,483            |

|                          |                 |                  |
|--------------------------|-----------------|------------------|
| <b>NET YARDS RUSHING</b> | <b>Redskins</b> | <b>Opponents</b> |
| Total Rushes             | 536/301         | 514/281          |
| Avg. Per Game            | 56.2            | 54.7             |

|                          |                 |                  |
|--------------------------|-----------------|------------------|
| <b>NET YARDS PASSING</b> | <b>Redskins</b> | <b>Opponents</b> |
| Total Passes             | 22              | 21               |
| Avg. Per Game            | 55/37.5         | 76/43.4          |

|                          |                 |                  |
|--------------------------|-----------------|------------------|
| <b>NET YARDS PASSING</b> | <b>Redskins</b> | <b>Opponents</b> |
| Total Passes             | 33.4            | 36.9             |
| Avg. Per Game            | 102/82.4        | 89/71.2          |

|                          |                 |                  |
|--------------------------|-----------------|------------------|
| <b>NET YARDS PASSING</b> | <b>Redskins</b> | <b>Opponents</b> |
| Total Passes             | 14/6            | 24/12            |
| Avg. Per Game            | 41              | 35               |

|                          |                 |                  |
|--------------------------|-----------------|------------------|
| <b>NET YARDS PASSING</b> | <b>Redskins</b> | <b>Opponents</b> |
| Total Passes             | 16              | 8                |
| Avg. Per Game            | 22              | 21               |

|                          |                 |                  |
|--------------------------|-----------------|------------------|
| <b>NET YARDS PASSING</b> | <b>Redskins</b> | <b>Opponents</b> |
| Total Passes             | 3               | 6                |
| Avg. Per Game            |                 |                  |

|                          |                 |                  |
|--------------------------|-----------------|------------------|
| <b>NET YARDS PASSING</b> | <b>Redskins</b> | <b>Opponents</b> |
| Total Passes             | 49              | 108              |
| Avg. Per Game            | 37              | 98               |

|                          |                 |                  |
|--------------------------|-----------------|------------------|
| <b>NET YARDS PASSING</b> | <b>Redskins</b> | <b>Opponents</b> |
| Total Passes             | 103             | 75               |
| Avg. Per Game            | 91              | 0                |

|                          |                 |                  |
|--------------------------|-----------------|------------------|
| <b>NET YARDS PASSING</b> | <b>Redskins</b> | <b>Opponents</b> |
| Total Passes             | 3               | 381              |
| Avg. Per Game            | 0               | 301              |

|                          |                 |                  |
|--------------------------|-----------------|------------------|
| <b>NET YARDS PASSING</b> | <b>Redskins</b> | <b>Opponents</b> |
| Total Passes             | 0               | 0                |
| Avg. Per Game            | 0               | 0                |

|                          |                 |                  |
|--------------------------|-----------------|------------------|
| <b>NET YARDS PASSING</b> | <b>Redskins</b> | <b>Opponents</b> |
| Total Passes             | 8               | 0                |
| Avg. Per Game            | 8               | 0                |

|                          |                 |                  |
|--------------------------|-----------------|------------------|
| <b>NET YARDS PASSING</b> | <b>Redskins</b> | <b>Opponents</b> |
| Total Passes             | 7               | 6                |
| Avg. Per Game            | 6               | 6                |

|                          |                 |                  |
|--------------------------|-----------------|------------------|
| <b>NET YARDS PASSING</b> | <b>Redskins</b> | <b>Opponents</b> |
| Total Passes             | 6               | 0                |
| Avg. Per Game            | 6               | 0                |

|                          |                 |                  |
|--------------------------|-----------------|------------------|
| <b>NET YARDS PASSING</b> | <b>Redskins</b> | <b>Opponents</b> |
| Total Passes             | 41              | 16               |
| Avg. Per Game            | 22              | 3                |

|                          |                 |                  |
|--------------------------|-----------------|------------------|
| <b>NET YARDS PASSING</b> | <b>Redskins</b> | <b>Opponents</b> |
| Total Passes             | 35              | 8                |
| Avg. Per Game            | 21              | 6                |

|                          |                 |                  |
|--------------------------|-----------------|------------------|
| <b>NET YARDS PASSING</b> | <b>Redskins</b> | <b>Opponents</b> |
| Total Passes             | 6               | 6                |
| Avg. Per Game            | 4               | 26               |

|                          |                 |                  |
|--------------------------|-----------------|------------------|
| <b>NET YARDS PASSING</b> | <b>Redskins</b> | <b>Opponents</b> |
| Total Passes             | 382             | 1,587            |
| Avg. Per Game            | 4.2             | 48.2             |

|                          |                 |                  |
|--------------------------|-----------------|------------------|
| <b>NET YARDS PASSING</b> | <b>Redskins</b> | <b>Opponents</b> |
| Total Passes             | 297             | 1,219            |
| Avg. Per Game            | 4.1             | 22               |

|                          |                 |                  |
|--------------------------|-----------------|------------------|
| <b>NET YARDS PASSING</b> | <b>Redskins</b> | <b>Opponents</b> |
| Total Passes             | 123             | 475              |
| Avg. Per Game            | 3.9             | 20               |

|                          |                 |                  |
|--------------------------|-----------------|------------------|
| <b>NET YARDS PASSING</b> | <b>Redskins</b> | <b>Opponents</b> |
| Total Passes             | 515             | 2,083            |
| Avg. Per Game            | 4               | 26               |

|                          |                 |                  |
|--------------------------|-----------------|------------------|
| <b>NET YARDS PASSING</b> | <b>Redskins</b> | <b>Opponents</b> |
| Total Passes             | 382             | 1,587            |
| Avg. Per Game            | 4.2             | 48.2             |

|                  |            |              |             |           |           |
|------------------|------------|--------------|-------------|-----------|-----------|
| <b>RECEIVING</b> | <b>No.</b> | <b>Yards</b> | <b>Avg.</b> | <b>Lg</b> | <b>TD</b> |
| Clark            | 75         | 1,112        | 14.8        | 53        | 8         |
| Monk             | 68         | 770          | 11.3        | 44        | 5         |
| WASHINGTON       | 301        | 3,611        | 12          | 53        | 22        |
| Opponents        | 281        | 3,483        | 12.4        | 80        | 21        |

|                      |            |              |             |           |           |
|----------------------|------------|--------------|-------------|-----------|-----------|
| <b>INTERCEPTIONS</b> | <b>No.</b> | <b>Yards</b> | <b>Avg.</b> | <b>Lg</b> | <b>TD</b> |
| Mayhew               | 7          | 20           | 2.9         | 15        | 0         |
| Green                | 4          | 20           | 5.0         | 18        | 1         |
| WASHINGTON           | 21         | 271          | 12.9        | 61        | 2         |
| Opponents            | 22         | 271          | 12.3        | 42        | 5         |

|                |            |              |             |            |           |           |           |            |
|----------------|------------|--------------|-------------|------------|-----------|-----------|-----------|------------|
| <b>PUNTING</b> | <b>No.</b> | <b>Yards</b> | <b>Avg.</b> | <b>Net</b> | <b>TB</b> | <b>In</b> | <b>Lg</b> | <b>Blk</b> |
| Stanley        | 43         | 1,687        | 39.2        | 34.2       | 0         | 17        | 53        | 1          |
| Goodburn       | 11         | 377          | 34.3        | 30.4       | 1         | 6         | 48        | 0          |
| WASHINGTON     | 55         | 2,064        | 37.5        | 33.4       | 1         | 23        | 53        | 1          |
| Opponents      | 76         | 3,290        | 43.3        | 36.9       | 5         | 21        | 59        | 0          |

|                     |            |           |              |             |           |           |
|---------------------|------------|-----------|--------------|-------------|-----------|-----------|
| <b>PUNT RETURNS</b> | <b>Ret</b> | <b>FC</b> | <b>Yards</b> | <b>Avg.</b> | <b>Lg</b> | <b>TD</b> |
| WASHINGTON          | 24         | 8         | 176          | 7.3         | 32        | 0         |
| Opponents           | 48         | 17        | 388          | 8.1         | 32        | 0         |
|                     | 30         | 10        | 205          | 6.8         | 30        | 0         |

|                        |            |              |             |           |           |
|------------------------|------------|--------------|-------------|-----------|-----------|
| <b>KICKOFF RETURNS</b> | <b>No.</b> | <b>Yards</b> | <b>Avg.</b> | <b>Lg</b> | <b>TD</b> |
| Howard                 | 22         | 427          | 19.4        | 35        | 0         |
| WASHINGTON             | 61         | 1,113        | 18.2        | 37        | 0         |
| Opponents              | 58         | 1,008        | 17.4        | 47        | 0         |

|                    |             |              |              |              |            |
|--------------------|-------------|--------------|--------------|--------------|------------|
| <b>FIELD GOALS</b> | <b>1-19</b> | <b>20-29</b> | <b>30-39</b> | <b>40-49</b> | <b>50+</b> |
| Lohmiller          | 2/2         | 10/10        | 12/14        | 3/6          | 3/8        |
| Opponents          | 1/1         | 6/7          | 5/5          | 6/8          | 0/2        |

|                |          |          |          |            |           |           |           |
|----------------|----------|----------|----------|------------|-----------|-----------|-----------|
| <b>DEFENSE</b> | <b>T</b> | <b>S</b> | <b>A</b> | <b>TFL</b> | <b>PD</b> | <b>FF</b> | <b>FR</b> |
| Walton         | 143      | 74       | 66       | 3          | 2         | 0         | 0         |
| Bowles         | 115      | 55       | 60       | 0          | 6         | 1         | 1         |
| Marshall       | 107      | 66       | 31       | 10         | 2         | 2         | 2         |

**SACKS:** Fred Stokes 7.5, Andre Collins 6.0, Charles Mann 5.5, Wilber Marshall 5.0, Monte Coleman 3.0, Jumpy Geathers 3.0, Tim Johnson 3.0, Tracy Rocker 3.0, Eric Williams 3.0, Markus Koch 2.0, Todd Bowles 1.0, Ravin Caldwell 1.0, Kurt Gouveia 1.0, Darryl Grant 1.0

**NOTABLE RECORD (Finish):** 10-6 (3rd NFC East)

**National Honors:** RB Earnest Byner: Pro Bowl. WR Gary Clark: Pro Bowl. CB Darrell Green: Pro Bowl, UPI All-NFC; LT Jim Lachey: Pro Bowl, AP All-Pro, All-NFL, UPI All-NFC

**Starters:** Offense: WR Art Monk (16), TE Don Warren (15), RT Ed Simmons (11), RG Mark Schlereth (7), C Jeff Bostic (16), LG Russ Grimm (11), LT Jim Lachey (16), WR Ricky Sanders (6), WR Gary Clark (16), QB Mark Rypien (10), RB Earnest Byner (16), RT Joe Jacoby (5), QB Stan Humphries (5), QB Jeff Rutledge (1), RG/LG Raleigh McKenzie (9/3), LG Mark Adickes (1), HB Ron Middleton (5), TE Jimmy Johnson (5), WR Walter Stanley (1)

Defense: LE Charles Mann (15), LT Tracy Rocker (7), RT/LT Darryl Grant (14/1), RE Markus Koch (13), RLB Wilber Marshall (15), MLB Greg Manusky (8), LLB Andre Collins (16), LCB Martin Mayhew (15), RCB Darrell Green (16), SS Alvin Walton (16), FS Todd Bowles (13), FS Terry Hoage (3), LCB Brad Edwards (1), CB Alvoid Mays (1), RT/RE Tim Johnson (1/1), LE/RE Fred Stokes (1/2), LT Eric Williams (8), RT James Geathers (1), MLB Kurt Gouveia (7)

|                |            |             |              |             |                  |           |            |            |             |             |                  |               |
|----------------|------------|-------------|--------------|-------------|------------------|-----------|------------|------------|-------------|-------------|------------------|---------------|
| <b>PASSING</b> | <b>Att</b> | <b>Comp</b> | <b>Yards</b> | <b>Cmp%</b> | <b>Yards/Att</b> | <b>TD</b> | <b>TD%</b> | <b>Int</b> | <b>Int%</b> | <b>Long</b> | <b>Sack/Lost</b> | <b>Rating</b> |
| Rypien         | 304        | 166         | 2,070        | 54.6        | 6.8              | 16        | 5.3        | 11         | 3.6         | 53          | 6/33             | 78.4          |
| Humphries      | 156        | 91          | 1,015        | 58.3        | 6.5              | 3         | 1.9        | 10         | 6.4         | 44          | 9/62             | 57.5          |
| Rutledge       | 68         | 40          | 455          | 8.8         | 6.6              | 2         | 2.9        | 1          | 1.5         | 40          | 6/34             | 82.7          |
| WASHINGTON     | 536        | 301         | 3,611        | 56.2        | 6.7              | 22        | 4.1        | 22         | 4.1         | 53          | 22/132           | 73.5          |
| Opponents      | 514        | 281         | 3,483        | 54.7        | 6.7              | 21        | 4.1        | 21         | 4.1         | 80          | 45/340           | 72.5          |

# YEARLY STATS

## 1991 (14-2) // COACH JOE GIBBS

|          |   |            |  |        |
|----------|---|------------|--|--------|
| Sept. 1  | W | 45-0       | Detroit                                  | 52,958 |
| Sept. 9  | W | 33-31      | at Dallas                                | 63,025 |
| Sept. 15 | W | 34-0       | Phoenix                                  | 54,662 |
| Sept. 22 | W | 34-27      | at Cincinnati                            | 52,038 |
| Sept. 30 | W | 23-0       | Philadelphia                             | 55,198 |
| Oct. 6   | W | 20-7       | at Chicago                               | 64,941 |
| Oct. 13  | W | 42-17      | Cleveland                                | 54,715 |
| Oct. 27  | W | 17-13      | at New York Giants                       | 76,627 |
| Nov. 3   | W | 16-13 (OT) | Houston                                  | 55,096 |
| Nov. 10  | W | 56-17      | Atlanta                                  | 52,461 |
| Nov. 17  | W | 41-14      | at Pittsburgh                            | 56,813 |
| Nov. 24  | L | 21-24      | Dallas                                   | 55,561 |
| Dec. 1   | W | 27-6       | at Los Angeles Rams                      | 55,027 |
| Dec. 8   | W | 20-14      | at Phoenix                               | 48,373 |
| Dec. 15  | W | 34-17      | New York Giants                          | 54,722 |
| Dec. 22  | L | 22-24      | at Philadelphia                          | 58,988 |
| Playoffs |   |            |  |        |
| Jan. 4   | W | 24-7       | Atlanta                                  | 55,181 |
| Jan. 12  | W | 41-10      | Detroit                                  | 55,585 |
| Jan. 26  | W | 37-24      | Super Bowl XXVI - Minneapolis<br>Buffalo | 63,130 |

|                          | Redskins | Opponents |
|--------------------------|----------|-----------|
| <b>TOTAL FIRST DOWNS</b> | 302      | 242       |
| Rushing                  | 107      | 72        |
| Passing                  | 179      | 151       |
| Penalty                  | 16       | 19        |
| <b>POSSESSION AVG.</b>   | 31:51    | 28:09     |
| <b>TOTAL NET YARDS</b>   | 5,741    | 4,293     |
| Avg. Per Game            | 358.8    | 268.3     |
| Total Plays              | 996      | 947       |
| Avg. Per Play            | 5.8      | 4.5       |
| <b>NET YARDS RUSHING</b> | 2,049    | 1,346     |
| Avg. Per Game            | 128.1    | 84.1      |
| Total Rushes             | 540      | 348       |
| <b>NET YARDS PASSING</b> | 3,692    | 2,947     |
| Avg. Per Game            | 230.8    | 184.2     |
| Sacked/Yards Lost        | 9/79     | 50/345    |
| Gross Yards              | 3,771    | 3,292     |
| Attempts/Completions     | 447/261  | 549/292   |
| Completion Pct.          | 58.4     | 53.2      |
| Had Intercepted          | 11       | 27        |
| <b>PUNT/AVERAGE</b>      | 55/37.6  | 85/41.7   |
| <b>NET PUNTING AVG.</b>  | 33.1     | 33.4      |
| <b>PENALTIES/YARDS</b>   | 90/798   | 94/767    |
| <b>FUMBLES/LOST</b>      | 26/12    | 22/14     |
| <b>TOUCHDOWNS</b>        | 56       | 26        |
| Rushing                  | 21       | 11        |
| Passing                  | 30       | 13        |
| Returns                  | 5        | 2         |

| SCORE BY PERIODS | Q1 | Q2  | Q3  | Q4  | OT | PTS |
|------------------|----|-----|-----|-----|----|-----|
| WASHINGTON       | 83 | 150 | 101 | 148 | 3  | 485 |
| Opponents        | 54 | 57  | 55  | 58  | 0  | 224 |

| SCORING    | TD | Ru | Pa | Rt | PAT   | FG    | S | TP  |
|------------|----|----|----|----|-------|-------|---|-----|
| Lohmiller  | 0  | 0  | 0  | 0  | 56/56 | 31/43 | 0 | 149 |
| Riggs      | 11 | 11 | 0  | 0  | 0/0   | 0/0   | 0 | 66  |
| Clark      | 10 | 0  | 10 | 0  | 0/0   | 0/0   | 0 | 60  |
| WASHINGTON | 56 | 21 | 30 | 5  | 56/56 | 31/43 | 0 | 485 |
| Opponents  | 26 | 11 | 13 | 2  | 26/26 | 14/18 | 0 | 224 |

| RUSHING    | No. | Yards | Avg. | Lg  | TD |
|------------|-----|-------|------|-----|----|
| Byner      | 274 | 1,048 | 3.8  | 32  | 5  |
| Ervins     | 145 | 680   | 4.7  | 65t | 3  |
| Riggs      | 78  | 248   | 3.2  | 32  | 11 |
| WASHINGTON | 540 | 2,049 | 3.8  | 65t | 21 |
| Opponents  | 348 | 1,346 | 3.9  | 75t | 11 |

| PASSING    | Att | Comp | Yards | Cmp% | Yards/Att | TD | TD% | Int | Int% | Long | Sack/Lost | Rating |
|------------|-----|------|-------|------|-----------|----|-----|-----|------|------|-----------|--------|
| Rypien     | 421 | 249  | 3,564 | 59.1 | 8.4       | 28 | 6.7 | 11  | 2.6  | 82   | 7/59      | 97.9   |
| WASHINGTON | 447 | 261  | 3,771 | 58.4 | 8.4       | 30 | 6.7 | 11  | 2.5  | 82   | 9/79      | 98.0   |
| Opponents  | 549 | 292  | 3,292 | 53.2 | 6.0       | 13 | 2.4 | 27  | 4.9  | 75   | 50/345    | 58.8   |

| RECEIVING  | No. | Yards | Avg. | Lg  | TD |
|------------|-----|-------|------|-----|----|
| Clark      | 71  | 1,049 | 14.8 | 64t | 8  |
| Monk       | 70  | 1,340 | 19.1 | 82t | 10 |
| WASHINGTON | 261 | 3,771 | 14.4 | 82t | 30 |
| Opponents  | 292 | 3,292 | 11.3 | 75t | 13 |

| INTERCEPTIONS | No. | Yards | Avg. | Lg  | TD |
|---------------|-----|-------|------|-----|----|
| Marshall      | 5   | 75    | 15.0 | 54t | 1  |
| Green         | 5   | 47    | 9.4  | 24  | 0  |
| WASHINGTON    | 27  | 279   | 10.3 | 54t | 3  |
| Opponents     | 11  | 109   | 9.9  | 74t | 1  |

| PUNTING    | No. | Yards | Avg. | Net  | TB | In | Lg | Blk |
|------------|-----|-------|------|------|----|----|----|-----|
| Goodburn   | 52  | 2,070 | 39.8 | 33.1 | 3  | 16 | 61 | 3   |
| WASHINGTON | 55  | 2,070 | 37.6 | 33.1 | 3  | 16 | 61 | 3   |
| Opponents  | 85  | 3,548 | 41.7 | 33.4 | 5  | 13 | 58 | 0   |

| PUNT RETURNS | Ret | FC | Yards | Avg. | Lg  | TD |
|--------------|-----|----|-------|------|-----|----|
| Mitchell     | 45  | 21 | 600   | 13.3 | 69t | 2  |
| WASHINGTON   | 46  | 21 | 610   | 13.3 | 69t | 2  |
| Opponents    | 31  | 7  | 190   | 6.1  | 20  | 0  |

| KICKOFF RETURNS | No. | Yards | Avg. | Lg | TD |
|-----------------|-----|-------|------|----|----|
| Mitchell        | 29  | 583   | 20.1 | 35 | 0  |
| WASHINGTON      | 49  | 926   | 18.9 | 46 | 0  |
| Opponents       | 66  | 1,153 | 17.5 | 39 | 0  |

| FIELD GOALS | 1-19 | 20-29 | 30-39 | 40-49 | 50+ |
|-------------|------|-------|-------|-------|-----|
| Lohmiller   | 0/0  | 9/9   | 10/12 | 10/17 | 2/5 |
| Opponents   | 0/0  | 5/5   | 5/7   | 3/3   | 1/3 |

| DEFENSE    | T   | S  | A  | TFL | PD | FF | FR |
|------------|-----|----|----|-----|----|----|----|
| A. Collins | 151 | 87 | 60 | 4   | 6  | 1  | 0  |
| Marshall   | 135 | 73 | 51 | 11  | 7  | 4  | 2  |
| Edwards    | 135 | 70 | 65 | 0   | 9  | 1  | 0  |

**SACKS:** Charles Mann 11.5, Fred Stokes 6.5, Wilber Marshall 5.5, Jumpy Geathers 4.5, Bobby Wilson 4.5, Monte Coleman 3.5, Tim Johnson 3.5, Andre Collins 3.0, Eric Williams 3.0, Jason Buck 1.5, A.J. Johnson 1.0, Sidney Johnson 1.0, Markus Koch 1.0

**NOTABLE RECORD (FINISH):** 14-2 (Super Bowl XXVI Champion)

**National Honors:** Coach Joe Gibbs: The Sporting News Coach of the Year; RB Earnest Byner: Pro Bowl; WR Gary Clark: Pro Bowl, UPI All-NFC; RB Ricky Ervins: PFWA All-Rookie; CB Darrell Green: Pro Bowl, PFWA All-Pro, AP All-Pro, All-NFL, UPI All-NFC; LT Jim Lachey: Pro Bowl, PFWA All-Pro, AP All-Pro, All-NFL, UPI All-NFC; K Chip Lohmiller: Pro Bowl, UPI All-NFC; DE Charles Mann: Pro Bowl; LB Wilber Marshall: UPI All-NFC; G Raleigh McKenzie: UPI All-NFC; QB Mark Rypien: Super Bowl XXVI MVP, Pro Bowl, Football News NFC Player of the Year, UPI NFC Offensive Player of the Year, UPI All-NFC; G Mark Schlereth: Pro Bowl

**Starters:** Offense: WR Gary Clark (16), HB Terry Orr (6), WR Ricky Sanders (7), LT Jim Lachey (15), LT Russ Grimm (1), LG Raleigh McKenzie (14), C Jeff Bostic (16), RG Mark Schlereth (16), LG/RT Joe Jacoby (2/14), RT Ed Simmons (2), TE Ron Middleton (12), TE Don Warren (7), WR Art Monk (16), QB Mark Rypien (16), RB Earnest Byner (16)

Defense: LE Charles Mann (15), LE Jason Buck (1), LT Eric Williams (15), LT Bobby Wilson (1), RT Tim Johnson (16), RE Markus Koch (5), RE Fred Stokes (11), LLB Wilber Marshall (16), MLB Matt Millen (14), MLB Kurt Gouveia (1), MLB Monte Coleman (1), RLB Andre Collins (16), LCB Martin Mayhew (16), RCB Darrell Green (16), SS Alvin Walton (2), SS Danny Copeland (14), FS Brad Edwards (16)

# YEARLY STATS

## 1992 (9-7) // COACH JOE GIBBS

|          |   |       |                     |        |
|----------|---|-------|---------------------|--------|
| Sept. 7  | L | 10-23 | at Dallas           | 63,538 |
| Sept. 13 | W | 24-17 | Atlanta             | 54,343 |
| Sept. 20 | W | 13-10 | Detroit             | 55,818 |
| Oct. 4   | L | 24-27 | at Phoenix          | 34,488 |
| Oct. 12  | W | 34-3  | Denver              | 56,371 |
| Oct. 18  | W | 16-12 | Philadelphia        | 56,380 |
| Oct. 25  | W | 15-13 | at Minnesota        | 59,098 |
| Nov. 1   | L | 7-24  | New York Giants     | 53,647 |
| Nov. 8   | W | 16-3  | at Seattle          | 53,616 |
| Nov. 15  | L | 15-35 | at Kansas City      | 75,238 |
| Nov. 23  | L | 3-20  | at New Orleans      | 68,591 |
| Nov. 29  | W | 41-3  | Phoenix             | 53,541 |
| Dec. 6   | W | 28-10 | at New York Giants  | 62,998 |
| Dec. 13  | W | 20-17 | Dallas              | 56,437 |
| Dec. 20  | L | 13-17 | at Philadelphia     | 65,841 |
| Dec. 26  | L | 20-21 | Los Angeles Raiders | 53,032 |
|          |   |       | Playoffs            |        |
| Jan. 2   | W | 24-7  | at Minnesota        | 57,353 |
| Jan. 9   | L | 13-20 | at San Francisco    | 64,991 |

|                          |            | Redskins     | Opponents   |           |            |            |          |           |
|--------------------------|------------|--------------|-------------|-----------|------------|------------|----------|-----------|
| <b>TOTAL FIRST DOWNS</b> |            | 276          | 249         |           |            |            |          |           |
| Rushing                  |            | 104          | 89          |           |            |            |          |           |
| Passing                  |            | 160          | 139         |           |            |            |          |           |
| Penalty                  |            | 12           | 22          |           |            |            |          |           |
| <b>POSSESSION AVG.</b>   |            | 31:04        | 28:56       |           |            |            |          |           |
| <b>TOTAL NET YARDS</b>   |            | 4,890        | 4,438       |           |            |            |          |           |
| Avg. Per Game            |            | 305.6        | 277.4       |           |            |            |          |           |
| Total Plays              |            | 991          | 911         |           |            |            |          |           |
| Avg. Per Play            |            | 4.9          | 4.9         |           |            |            |          |           |
| <b>NET YARDS RUSHING</b> |            | 1,727        | 1,696       |           |            |            |          |           |
| Avg. Per Game            |            | 107.9        | 106.0       |           |            |            |          |           |
| Total Rushes             |            | 483          | 406         |           |            |            |          |           |
| <b>NET YARDS PASSING</b> |            | 3,163        | 2,742       |           |            |            |          |           |
| Avg. Per Game            |            | 197.7        | 171.4       |           |            |            |          |           |
| Sacked/Yards Lost        |            | 23/176       | 39/279      |           |            |            |          |           |
| Gross Yards              |            | 3,339        | 3,021       |           |            |            |          |           |
| Attempts/Completions     |            | 485/272      | 466/258     |           |            |            |          |           |
| Completion Pct.          |            | 56.1         | 55.4        |           |            |            |          |           |
| Had Intercepted          |            | 17           | 23          |           |            |            |          |           |
| <b>PUNT/AVERAGE</b>      |            | 65/39.3      | 73/42.8     |           |            |            |          |           |
| <b>NET PUNTING AVG.</b>  |            | 32.7         | 37.2        |           |            |            |          |           |
| <b>PENALTIES/YARDS</b>   |            | 84/741       | 85/709      |           |            |            |          |           |
| <b>FUMBLES/LOST</b>      |            | 18/7         | 23/11       |           |            |            |          |           |
| <b>TOUCHDOWNS</b>        |            | 30           | 30          |           |            |            |          |           |
| Rushing                  |            | 10           | 11          |           |            |            |          |           |
| Passing                  |            | 15           | 15          |           |            |            |          |           |
| Returns                  |            | 5            | 4           |           |            |            |          |           |
| <b>SCORE BY PERIODS</b>  | <b>Q1</b>  | <b>Q2</b>    | <b>Q3</b>   | <b>Q4</b> | <b>OT</b>  | <b>PTS</b> |          |           |
| WASHINGTON               | 79         | 92           | 63          | 66        | 0          | 300        |          |           |
| Opponents                | 32         | 103          | 40          | 80        | 0          | 255        |          |           |
| <b>SCORING</b>           | <b>TD</b>  | <b>Ru</b>    | <b>Pa</b>   | <b>Rt</b> | <b>PAT</b> | <b>FG</b>  | <b>S</b> | <b>TP</b> |
| Lohmiller                | 0          | 0            | 0           | 0         | 30/30      | 30/40      | 0        | 120       |
| Byner                    | 7          | 6            | 1           | 0         | 0/0        | 0/0        | 0        | 42        |
| Clark                    | 5          | 0            | 5           | 0         | 0/0        | 0/0        | 0        | 30        |
| WASHINGTON               | 30         | 10           | 15          | 5         | 30/30      | 30/40      | 0        | 300       |
| Opponents                | 30         | 11           | 15          | 4         | 29/30      | 14/21      | 2        | 255       |
| <b>RUSHING</b>           | <b>No.</b> | <b>Yards</b> | <b>Avg.</b> | <b>Lg</b> | <b>TD</b>  |            |          |           |
| Byner                    | 262        | 998          | 3.8         | 23        | 6          |            |          |           |
| Ervins                   | 151        | 495          | 3.3         | 25        | 2          |            |          |           |
| Mitchell                 | 6          | 70           | 11.7        | 33        | 0          |            |          |           |
| WASHINGTON               | 483        | 1,727        | 3.6         | 33        | 10         |            |          |           |
| Opponents                | 406        | 1,696        | 4.2         | 36        | 11         |            |          |           |

|            | Att | Comp | Yards | Cmp% | Yards/Att | TD | TD% | Int | Int% | Long | Sack/Lost | Rating |
|------------|-----|------|-------|------|-----------|----|-----|-----|------|------|-----------|--------|
| Rypien     | 479 | 269  | 3,282 | 56.2 | 6.8       | 13 | 2.7 | 17  | 3.5  | 62   | 23/176    | 71.7   |
| WASHINGTON | 485 | 272  | 3,339 | 56.1 | 6.8       | 15 | 3.1 | 17  | 3.5  | 62   | 23/176    | 71.7   |
| Opponents  | 466 | 258  | 3,021 | 55.4 | 6.4       | 15 | 3.2 | 23  | 4.9  | 89   | 39/279    | 65.4   |

|                  | No. | Yards | Avg. | Lg  | TD |
|------------------|-----|-------|------|-----|----|
| <b>RECEIVING</b> |     |       |      |     |    |
| Clark            | 64  | 912   | 14.3 | 47  | 5  |
| Sanders          | 51  | 707   | 13.9 | 62t | 3  |
| Monk             | 46  | 644   | 14.0 | 49t | 3  |
| WASHINGTON       | 272 | 3,339 | 12.3 | 62t | 15 |
| Opponents        | 258 | 3,021 | 11.7 | 89t | 15 |

|                      | No. | Yards | Avg. | Lg  | TD |
|----------------------|-----|-------|------|-----|----|
| <b>INTERCEPTIONS</b> |     |       |      |     |    |
| Goodburn             | 6   | 157   | 26.2 | 53t | 1  |
| Mayhew               | 3   | 58    | 19.3 | 33  | 0  |
| Gouveia              | 3   | 43    | 14.3 | 28  | 0  |
| WASHINGTON           | 23  | 485   | 21.1 | 65  | 2  |
| Opponents            | 17  | 318   | 18.7 | 49  | 2  |

|                | No. | Yards | Avg. | Net  | TB | In | Lg | Blk |
|----------------|-----|-------|------|------|----|----|----|-----|
| <b>PUNTING</b> |     |       |      |      |    |    |    |     |
| Goodburn       | 64  | 2,555 | 39.9 | 32.7 | 5  | 17 | 66 | 1   |
| WASHINGTON     | 65  | 2,555 | 39.3 | 32.7 | 5  | 17 | 66 | 1   |
| Opponents      | 73  | 3,128 | 42.8 | 37.2 | 3  | 18 | 58 | 0   |

|                     | Ret | FC | Yards | Avg. | Lg  | TD |
|---------------------|-----|----|-------|------|-----|----|
| <b>PUNT RETURNS</b> |     |    |       |      |     |    |
| Mitchell            | 29  | 9  | 271   | 9.3  | 84t | 1  |
| WASHINGTON          | 37  | 12 | 355   | 9.6  | 84t | 2  |
| Opponents           | 27  | 13 | 332   | 12.3 | 79t | 1  |

|                        | No. | Yards | Avg. | Lg  | TD |
|------------------------|-----|-------|------|-----|----|
| <b>KICKOFF RETURNS</b> |     |       |      |     |    |
| Mitchell               | 23  | 492   | 21.4 | 47  | 0  |
| WASHINGTON             | 48  | 973   | 20.3 | 47  | 0  |
| Opponents              | 54  | 1,074 | 19.9 | 99t | 1  |

|                    | 1-19 | 20-29 | 30-39 | 40-49 | 50+ |
|--------------------|------|-------|-------|-------|-----|
| <b>FIELD GOALS</b> |      |       |       |       |     |
| Lohmiller          | 2/2  | 9/9   | 9/15  | 8/12  | 2/2 |
| Opponents          | 1/1  | 5/7   | 2/3   | 5/8   | 1/2 |

|                | T   | S  | A  | TFL | PD | FF | FR |
|----------------|-----|----|----|-----|----|----|----|
| <b>DEFENSE</b> |     |    |    |     |    |    |    |
| Gouveia        | 169 | 90 | 75 | 4   | 3  | 3  | 0  |
| Edwards        | 168 | 81 | 86 | 1   | 8  | 1  | 0  |
| Marshall       | 138 | 90 | 39 | 9   | 15 | 3  | 2  |

**SACKS:** Tim Johnson 6.0, Wilber Marshall 6.0, Jumpy Geathers 5.0, Charles Mann 4.5, Fred Stokes 3.5, Jason Buck 3.0, Monte Coleman 3.0, Andre Collins 2.0, Bobby Wilson 2.0, Shane Collins 1.0, Danny Copeland 1.0, Kurt Gouveia 1.0, Alvoid Mays 1.0

**NOTABLE Record (Finish):** 9-7 (3rd NFC East)

**National Honors:** LB Wilber Marshall: PFWA All-Pro, AP All-Pro, All-NFL, UPI All-NFC, Pro Bowl; FS Brad Edwards: UPI All-NFC

**Starters:** Offense: WR Gary Clark (14), WR Ricky Sanders (5), TE Ron Middleton (12), TE Don Warren (10), HB Terry Orr (7), WR Art Monk (14), TE James Jenkins (1), WR Desmond Howard (1), LT Jim Lachey (10), LT Moe Elewonibi (4), LT/RT Ed Simmons (1/10), LT/LG/C Raleigh McKenzie (1/5/10), LG/RT Joe Jacoby (4/5), LG/RT Ray Brown (7/1), C Jeff Bostic (4), C Matt Elliott (2), RG Mark Schlereth (16), QB Mark Rypien (16), RB Ernest Byner (16)

Defense: LE Charles Mann (16), LT Bobby Wilson (5), LT Eric Williams (6), LT Jason Buck (5), RT Tim Johnson (16), RE Fred Stokes (10), RE Shane Collins (6), LLB Wilber Marshall (16), MLB Kurt Gouveia (14), MLB John Bartley (2), RLB Andre Collins (14), RLB Tony Barker (2), LCB Martin Mayhew (10), LCB Alvoid Mays (2), LCB Todd Bowles (1), LCB/RCB AJ Johnson (3/8), RCB Darrell Green (7), SS Danny Copeland (13), SS Todd Bowles (3), FS Brad Edwards (16)

# YEARLY STATS

## 1993 [4-12] // COACH RICHIE PETITBON

| Date     | W/L | Score | Opponent            | Points |
|----------|-----|-------|---------------------|--------|
| Sept. 6  | W   | 35-16 | Dallas              | 56,345 |
| Sept. 12 | L   | 10-17 | Phoenix             | 53,525 |
| Sept. 19 | L   | 31-34 | at Philadelphia     | 65,435 |
| Oct. 4   | L   | 10-17 | at Miami            | 68,568 |
| Oct. 10  | L   | 7-41  | New York Giants     | 53,715 |
| Oct. 17  | L   | 6-36  | at Phoenix          | 48,143 |
| Nov. 1   | L   | 10-24 | at Buffalo          | 79,106 |
| Nov. 7   | W   | 30-24 | Indianapolis        | 50,523 |
| Nov. 14  | L   | 6-20  | at New York Giants  | 76,606 |
| Nov. 21  | L   | 6-10  | at Los Angeles Rams | 45,546 |
| Nov. 28  | L   | 14-17 | Philadelphia        | 46,663 |
| Dec. 5   | W   | 23-17 | at Tampa Bay        | 49,035 |
| Dec. 11  | L   | 0-3   | New York Jets       | 47,970 |
| Dec. 19  | W   | 30-17 | Atlanta             | 50,192 |
| Dec. 26  | L   | 3-38  | at Dallas           | 64,497 |
| Dec. 31  | L   | 9-14  | Minnesota           | 42,836 |

|                          | Redskins | Opponents |
|--------------------------|----------|-----------|
| <b>TOTAL FIRST DOWNS</b> | 255      | 304       |
| Rushing                  | 92       | 127       |
| Passing                  | 143      | 157       |
| Penalty                  | 20       | 20        |
| <b>POSSESSION AVG.</b>   | 27:58    | 32:02     |
| <b>TOTAL NET YARDS</b>   | 4,273    | 5,499     |
| Avg. Per Game            | 267.1    | 343.6     |
| Total Plays              | 969      | 1,027     |
| Avg. Per Play            | 4.4      | 5.4       |
| <b>NET YARDS RUSHING</b> | 1,728    | 2,112     |
| Avg. Per Game            | 107.9    | 131.9     |
| Total Rushes             | 396      | 513       |
| <b>NET YARDS PASSING</b> | 2,545    | 3,387     |
| Avg. Per Game            | 159.1    | 211.6     |
| Sacked/Yards Lost        | 40/219   | 31/197    |
| Gross Yards              | 2,764    | 3,584     |
| Attempts/Completions     | 533/287  | 483/291   |
| Completion Pct.          | 53.8     | 60.2      |
| Had Intercepted          | 21       | 17        |
| <b>PUNT/AVERAGE</b>      | 83/43.9  | 73/41.1   |
| <b>NET PUNTING AVG.</b>  | 37.4     | 36.6      |
| <b>PENALTIES/YARDS</b>   | 90/597   | 100/782   |
| <b>FUMBLES/LOST</b>      | 24/10    | 25/14     |
| <b>TOUCHDOWNS</b>        | 26       | 42        |
| Rushing                  | 11       | 14        |
| Passing                  | 11       | 24        |
| Returns                  | 4        | 4         |

| SCORE BY PERIODS | Q1 | Q2 | Q3 | Q4  | OT | PTS |
|------------------|----|----|----|-----|----|-----|
| WASHINGTON       | 23 | 77 | 59 | 71  | 0  | 230 |
| Opponents        | 81 | 92 | 69 | 103 | 0  | 345 |

| SCORING    | TD | Ru | Pa | Rt | PAT   | FG    | S | TP  |
|------------|----|----|----|----|-------|-------|---|-----|
| Lohmiller  | 0  | 0  | 0  | 0  | 24/26 | 16/28 | 0 | 72  |
| Sanders    | 4  | 0  | 4  | 0  | 0/0   | 0/0   | 0 | 24  |
| Brooks     | 3  | 3  | 0  | 0  | 0/0   | 0/0   | 0 | 18  |
| McGee      | 3  | 0  | 3  | 0  | 0/0   | 0/0   | 0 | 18  |
| Mitchell   | 3  | 3  | 0  | 0  | 0/0   | 0/0   | 0 | 18  |
| Rypien     | 3  | 3  | 0  | 0  | 0/0   | 0/0   | 0 | 18  |
| WASHINGTON | 26 | 11 | 11 | 4  | 24/26 | 16/28 | 1 | 230 |
| Opponents  | 42 | 14 | 24 | 4  | 40/42 | 17/22 | 1 | 345 |

| RUSHING    | No. | Yards | Avg. | Lg  | TD |
|------------|-----|-------|------|-----|----|
| Brooks     | 233 | 1,063 | 4.6  | 85t | 3  |
| Mitchell   | 63  | 246   | 3.9  | 29t | 3  |
| Erwins     | 50  | 201   | 4.0  | 18  | 0  |
| WASHINGTON | 396 | 1,728 | 4.4  | 85t | 11 |
| Opponents  | 513 | 2,112 | 4.1  | 35  | 14 |

| PASSING    | Att | Comp | Yards | Cmp% | Yards/Att | TD | TD% | Int | Int% | Long | Sack/Lost | Rating |
|------------|-----|------|-------|------|-----------|----|-----|-----|------|------|-----------|--------|
| Rypien     | 319 | 166  | 1,514 | 52.0 | 4.7       | 4  | 1.3 | 10  | 3.1  | 43   | 16/87     | 56.3   |
| Gannon     | 125 | 74   | 704   | 59.2 | 5.6       | 3  | 2.4 | 7   | 5.6  | 54   | 16/87     | 59.6   |
| Conklin    | 87  | 46   | 496   | 52.9 | 5.7       | 4  | 4.6 | 3   | 3.4  | 34   | 8/45      | 70.9   |
| WASHINGTON | 533 | 287  | 2,764 | 53.8 | 5.1       | 11 | 2.1 | 21  | 3.9  | 54   | 40/219    | 59.0   |
| Opponents  | 483 | 291  | 3,583 | 60.2 | 7.4       | 24 | 5.0 | 17  | 3.5  | 80   | 31/197    | 85.1   |

| RECEIVING  | No. | Yards | Avg. | Lg  | TD |
|------------|-----|-------|------|-----|----|
| Sanders    | 58  | 638   | 11.0 | 50  | 4  |
| Monk       | 41  | 398   | 9.7  | 29  | 2  |
| McGee      | 39  | 500   | 12.8 | 54  | 3  |
| WASHINGTON | 287 | 2,764 | 9.6  | 54  | 11 |
| Opponents  | 291 | 3,584 | 12.3 | 80t | 24 |

| INTERCEPTIONS | No. | Yards | Avg. | Lg  | TD |
|---------------|-----|-------|------|-----|----|
| Carter        | 6   | 54    | 9.0  | 29  | 0  |
| Green         | 4   | 10    | 2.5  | 6   | 0  |
| WASHINGTON    | 17  | 241   | 14.2 | 69t | 2  |
| Opponents     | 21  | 209   | 10.0 | 30  | 2  |

| PUNTING    | No. | Yards | Avg. | Net  | TB | In | Lg | Blk |
|------------|-----|-------|------|------|----|----|----|-----|
| Roby       | 78  | 3,447 | 44.2 | 37.2 | 10 | 25 | 60 | 0   |
| WASHINGTON | 83  | 3,644 | 43.9 | 37.4 | 10 | 28 | 60 | 0   |
| Opponents  | 73  | 2,995 | 41.0 | 36.6 | 4  | 20 | 65 | 0   |

| PUNT RETURNS | Ret | FC | Yards | Avg. | Lg  | TD |
|--------------|-----|----|-------|------|-----|----|
| Mitchell     | 29  | 7  | 193   | 6.7  | 48  | 0  |
| WASHINGTON   | 35  | 8  | 245   | 7.0  | 48  | 0  |
| Opponents    | 34  | 23 | 343   | 10.1 | 62t | 2  |

| KICKOFF RETURNS | No. | Yards | Avg. | Lg | TD |
|-----------------|-----|-------|------|----|----|
| Mitchell        | 33  | 678   | 20.5 | 68 | 0  |
| Howard          | 21  | 405   | 19.3 | 33 | 0  |
| WASHINGTON      | 59  | 1,166 | 19.8 | 68 | 0  |
| Opponents       | 36  | 722   | 20.1 | 43 | 0  |

| FIELD GOALS | 1-19 | 20-29 | 30-39 | 40-49 | 50+ |
|-------------|------|-------|-------|-------|-----|
| Lohmiller   | 2/2  | 4/4   | 8/12  | 1/4   | 1/6 |
| Opponents   | 0/0  | 6/7   | 4/5   | 6/7   | 1/3 |

| DEFENSE  | T   | S  | A  | TFL | PD | FF | FR |
|----------|-----|----|----|-----|----|----|----|
| Gouveia  | 174 | 83 | 88 | 3   | 5  | 2  | 0  |
| Edwards  | 150 | 89 | 61 | 0   | 2  | 0  | 1  |
| Copeland | 129 | 64 | 63 | 2   | 3  | 0  | 0  |

**SACKS:** Monte Coleman 6.0, Andre Collins 6.0, Sterling Palmer 4.5, Tim Johnson 4.0, Al Noga 4.0, Bobby Wilson 2.0, Kurt Gouveia 1.5, Carl Banks 1.0, Jeff Faulkner 1.0, Charles Mann 1.0

**NOTABLE Record (Finish):** 4-12 (5th NFC East)

**National Honors:** RB Reggie Brooks: PFWA All-Rookie

**Starters:** Offense: WR Tim McGee [12], WR Art Monk [5], LT Mo Elewonibi [15], LT Joe Jacoby [1], LG/RT Ray Brown [11/3], LG/C/RG Raleigh McKenzie [3/6/6], LG/RG Vernice Smith [2/1], C Jeff Bostic [16], RG Mark Schlereth [8], RT Ed Simmons [13], TE Ron Middleton [16], TE James Jenkins [4], WR Ricky Sanders [11], WR Desmond Howard [5], QB Mark Rypien [10], QB Cary Conklin [2], QB Rich Gannon [4], RB/HB Earnest Byner [2/1], RB Brian Mitchell [4], HB Frank Wycheck [6], RB Reggie Brooks [11]

Defense: LE Charles Mann [11], LE/LT/RE Jason Buck [1/1/1], LE Al Noga [4], LT Eric Williams [4], LT/RT Bobby Wilson [8/1], LT Jeff Faulkner [3], RT Tim Johnson [15], RE Shane Collins [5], RE Sterling Palmer [10], LLB Carl Banks [15], LLB/RLB Monte Coleman [1/3], MLB Kurt Gouveia [16], RLB Andre Collins [13], LCB AJ Johnson [3], LCB Tom Carter [11], LCB Al-void Mays [2], RCB Darrell Green [16], SS Danny Copeland [14], SS Todd Bowles [2], FS Brad Edwards [16]

# YEARLY STATS

## 1994 (3-13) // COACH NORV TURNER

|          |   |            |                     |        |
|----------|---|------------|---------------------|--------|
| Sept. 4  | L | 7-28       | Seattle             | 52,930 |
| Sept. 11 | W | 38-24      | at New Orleans      | 58,049 |
| Sept. 18 | L | 23-31      | at New York Giants  | 77,298 |
| Sept. 25 | L | 20-27      | Atlanta             | 53,238 |
| Oct. 2   | L | 7-34       | Dallas              | 55,394 |
| Oct. 9   | L | 17-21      | at Philadelphia     | 63,947 |
| Oct. 16  | L | 16-19 (OT) | Arizona             | 50,019 |
| Oct. 23  | W | 41-27      | at Indianapolis     | 57,879 |
| Oct. 30  | L | 29-31      | Philadelphia        | 53,530 |
| Nov. 6   | L | 22-37      | San Francisco       | 54,335 |
| Nov. 20  | L | 7-31       | at Dallas           | 64,644 |
| Nov. 27  | L | 19-21      | New York Giants     | 43,384 |
| Dec. 4   | L | 21-26      | at Tampa Bay        | 45,121 |
| Dec. 11  | L | 15-17      | at Arizona          | 53,790 |
| Dec. 18  | L | 14-17      | Tampa Bay           | 47,315 |
| Dec. 24  | W | 24-21      | at Los Angeles Rams | 25,705 |

|                          |         |         |
|--------------------------|---------|---------|
| <b>TOTAL FIRST DOWNS</b> | 269     | 331     |
| Rushing                  | 79      | 129     |
| Passing                  | 166     | 182     |
| Penalty                  | 24      | 20      |
| <b>POSSESSION AVG.</b>   | 26:55   | 33:05   |
| <b>TOTAL NET YARDS</b>   | 4,793   | 5,609   |
| Avg. Per Game            | 299.6   | 350.6   |
| Total Plays              | 974     | 1,080   |
| Avg. Per Play            | 4.9     | 5.2     |
| <b>NET YARDS RUSHING</b> | 1,415   | 1,975   |
| Avg. Per Game            | 88.4    | 123.4   |
| Total Rushes             | 407     | 556     |
| <b>NET YARDS PASSING</b> | 3,378   | 3,634   |
| Avg. Per Game            | 211.1   | 227.1   |
| Sacked/Yards Lost        | 21/146  | 28/165  |
| Gross Yards              | 3,524   | 3,799   |
| Attempts/Completions     | 546/271 | 496/300 |
| Completion Pct.          | 49.6    | 60.5    |
| Had Intercepted          | 27      | 17      |
| <b>PUNT/AVERAGE</b>      | 82/44.4 | 87/40.3 |
| <b>NET PUNTING AVG.</b>  | 36.1    | 33.0    |
| <b>PENALTIES/YARDS</b>   | 88/730  | 98/839  |
| <b>FUMBLES/LOST</b>      | 21/13   | 21/6    |
| <b>TOUCHDOWNS</b>        | 37      | 52      |
| Rushing                  | 5       | 24      |
| Passing                  | 25      | 22      |
| Returns                  | 7       | 6       |

|                         |           |           |           |           |           |            |
|-------------------------|-----------|-----------|-----------|-----------|-----------|------------|
| <b>SCORE BY PERIODS</b> | <b>Q1</b> | <b>Q2</b> | <b>Q3</b> | <b>Q4</b> | <b>OT</b> | <b>PTS</b> |
| WASHINGTON              | 44        | 137       | 82        | 77        | 0         | 320        |
| Opponents               | 95        | 128       | 81        | 105       | 3         | 412        |

|                |           |           |           |           |            |           |              |           |
|----------------|-----------|-----------|-----------|-----------|------------|-----------|--------------|-----------|
| <b>SCORING</b> | <b>TD</b> | <b>Ru</b> | <b>Pa</b> | <b>Rt</b> | <b>PAT</b> | <b>FG</b> | <b>2-Pt.</b> | <b>TP</b> |
| Lohmiller      | 0         | 0         | 0         | 0         | 30/32      | 20/28     | 0            | 90        |
| Ellard         | 6         | 0         | 6         | 0         | 0/0        | 0/0       | 0            | 36        |
| Howard         | 5         | 0         | 5         | 0         | 0/0        | 0/0       | 0            | 32        |
| Ervins         | 4         | 3         | 1         | 0         | 0/0        | 0/0       | 0            | 24        |
| Jenkins        | 4         | 0         | 4         | 0         | 0/0        | 0/0       | 0            | 24        |
| WASHINGTON     | 37        | 5         | 25        | 7         | 30/32      | 20/28     | 1            | 320       |
| Opponents      | 52        | 24        | 22        | 6         | 47/47      | 17/28     | 0            | 412       |

|                |            |              |             |           |           |
|----------------|------------|--------------|-------------|-----------|-----------|
| <b>RUSHING</b> | <b>No.</b> | <b>Yards</b> | <b>Avg.</b> | <b>Lg</b> | <b>TD</b> |
| Ervins         | 185        | 650          | 3.5         | 49        | 3         |
| Mitchell       | 78         | 311          | 4.0         | 33        | 0         |
| Brooks         | 100        | 297          | 3.0         | 15        | 2         |
| WASHINGTON     | 407        | 1,415        | 3.5         | 49        | 5         |
| Opponents      | 556        | 1,975        | 3.6         | 38        | 24        |

|                |            |             |              |             |                  |           |            |            |             |             |                  |               |
|----------------|------------|-------------|--------------|-------------|------------------|-----------|------------|------------|-------------|-------------|------------------|---------------|
| <b>PASSING</b> | <b>Att</b> | <b>Comp</b> | <b>Yards</b> | <b>Cmp%</b> | <b>Yards/Att</b> | <b>TD</b> | <b>TD%</b> | <b>Int</b> | <b>Int%</b> | <b>Long</b> | <b>Sack/Lost</b> | <b>Rating</b> |
| Shuler         | 265        | 120         | 1,658        | 45.3        | 6.2              | 10        | 3.8        | 12         | 4.5         | 81          | 12/83            | 59.6          |
| Friesz         | 180        | 105         | 1,266        | 58.3        | 7.0              | 10        | 5.6        | 9          | 5.0         | 73          | 6/45             | 77.7          |
| Frerotte       | 100        | 46          | 600          | 46.0        | 6.0              | 5         | 5.0        | 5          | 5.0         | 51          | 3/18             | 61.3          |
| WASHINGTON     | 546        | 271         | 3,534        | 49.6        | 6.4              | 25        | 4.6        | 27         | 4.9         | 81          | 21/146           | 65.0          |
| Opponents      | 496        | 300         | 3,799        | 60.5        | 7.6              | 22        | 4.4        | 17         | 3.4         | 85          | 28/165           | 84.9          |

|                  |            |              |             |           |           |
|------------------|------------|--------------|-------------|-----------|-----------|
| <b>RECEIVING</b> | <b>No.</b> | <b>Yards</b> | <b>Avg.</b> | <b>Lg</b> | <b>TD</b> |
| Ellard           | 74         | 1,397        | 18.9        | 73t       | 6         |
| Ervins           | 51         | 293          | 5.7         | 21        | 1         |
| Howard           | 40         | 727          | 18.2        | 81t       | 5         |
| WASHINGTON       | 271        | 3,524        | 13.0        | 81t       | 25        |
| Opponents        | 300        | 3,799        | 12.7        | 85t       | 22        |

|                      |            |              |             |           |           |
|----------------------|------------|--------------|-------------|-----------|-----------|
| <b>INTERCEPTIONS</b> | <b>No.</b> | <b>Yards</b> | <b>Avg.</b> | <b>Lg</b> | <b>TD</b> |
| A. Collins           | 4          | 150          | 37.5        | 92        | 0         |
| Carter               | 3          | 58           | 19.3        | 40        | 0         |
| Bayless              | 3          | 38           | 12.7        | 19        | 0         |
| Green                | 3          | 32           | 10.7        | 27t       | 1         |
| WASHINGTON           | 17         | 326          | 19.2        | 92t       | 3         |
| Opponents            | 27         | 482          | 17.9        | 79t       | 4         |

|                |            |              |             |            |           |           |           |            |
|----------------|------------|--------------|-------------|------------|-----------|-----------|-----------|------------|
| <b>PUNTING</b> | <b>No.</b> | <b>Yards</b> | <b>Avg.</b> | <b>Net</b> | <b>TB</b> | <b>In</b> | <b>Lg</b> | <b>Blk</b> |
| Roby           | 82         | 3,639        | 44.4        | 36.1       | 12        | 21        | 65        | 0          |
| Opponents      | 87         | 3,506        | 40.3        | 33.0       | 9         | 27        | 59        | 0          |

|                     |            |           |              |             |           |           |
|---------------------|------------|-----------|--------------|-------------|-----------|-----------|
| <b>PUNT RETURNS</b> | <b>Ret</b> | <b>FC</b> | <b>Yards</b> | <b>Avg.</b> | <b>Lg</b> | <b>TD</b> |
| Mitchell            | 32         | 24        | 452          | 14.1        | 78t       | 2         |
| Opponents           | 45         | 11        | 441          | 9.8         | 83t       | 1         |

|                        |            |              |             |           |           |
|------------------------|------------|--------------|-------------|-----------|-----------|
| <b>KICKOFF RETURNS</b> | <b>No.</b> | <b>Yards</b> | <b>Avg.</b> | <b>Lg</b> | <b>TD</b> |
| Mitchell               | 58         | 1,478        | 25.5        | 86        | 0         |
| WASHINGTON             | 71         | 1,685        | 23.7        | 86        | 0         |
| Opponents              | 62         | 1,389        | 22.4        | 96t       | 1         |

|                    |             |              |              |              |            |
|--------------------|-------------|--------------|--------------|--------------|------------|
| <b>FIELD GOALS</b> | <b>1-19</b> | <b>20-29</b> | <b>30-39</b> | <b>40-49</b> | <b>50+</b> |
| Lohmiller          | 0/0         | 9/11         | 5/6          | 5/8          | 1/3        |
| Opponents          | 0/0         | 7/7          | 6/9          | 2/8          | 2/4        |

|                |          |          |          |            |           |           |           |
|----------------|----------|----------|----------|------------|-----------|-----------|-----------|
| <b>DEFENSE</b> | <b>T</b> | <b>S</b> | <b>A</b> | <b>TFL</b> | <b>PD</b> | <b>FF</b> | <b>FR</b> |
| A. Collins     | 171      | 99       | 65       | 7          | 5         | 2         | 1         |
| Stowe          | 157      | 80       | 73       | 4          | 0         | 1         | 0         |
| Harvey         | 130      | 74       | 47       | 9          | 3         | 4         | 1         |

**SACKS:** Ken Harvey 13.5, Tony Woods 4.5, Bobby Wilson 2.5, Leonard Marshall 2.0, Andre Collins 1.5, Tim Johnson 1.0, Dexter Nottage 1.0, Sterling Palmer 1.0, Monte Coleman 0.5, Lamont Hollinquest 0.5

**NOTABLE Record (Finish):** 3-13 (5th NFC East)

**National Honors:** P Reggie Roby: First Team AP, Pro Bowl; KR Brian Mitchell: Second Team AP; LB Ken Harvey: Second Team AP, Pro Bowl

**Starters:** Offense: WR Desmond Howard (15), LT Jim Lachey (13), LG/LT Ray Brown (14/2), C/RG/LG Raleigh McKenzie (4/10/2), RG Mark Schlereth (4), RT Ed Simmons (16), TE Ethan Horton (15), TE James Jenkins (3), QB John Friesz (4), QB Heath Shuler (8), QB Gus Frerotte (4), RB Reggie Brooks (5), RB Ricky Ervins (10), RB/FB Brian Mitchell (1/6), FB Cedric Smith (8), FB Frank Wycheck (1)

**Defense:** LE Tony Woods (15), LT Bobby Wilson (9), LT/RT Lamar Mills (1/3), LT Leonard Marshall (3), LT Marc Boutte (3), RE Sterling Palmer (16), LLB Ken Harvey (16), MLB Tyrone Stowe (15), MLB Kurt Gouveia (1), RLB Andre Collins (16), LCB Tom Carter (16), RCB Darrell Green (16), SS Martin Bayless (15), Keith Taylor (1), FS Darryl Morrison (16)

# YEARLY STATS

## 1995 (6-10) // COACH NORV TURNER

|          |   |            |                    |        |
|----------|---|------------|--------------------|--------|
| Sept. 3  | W | 27-7       | Arizona            | 52,731 |
| Sept. 10 | L | 8-20       | Oakland            | 54,548 |
| Sept. 17 | L | 31-38      | at Denver          | 71,930 |
| Sept. 24 | L | 6-14       | at Tampa Bay       | 49,234 |
| Oct. 1   | W | 27-23      | Dallas             | 55,489 |
| Oct. 8   | L | 34-37 (OT) | at Philadelphia    | 65,498 |
| Oct. 15  | L | 20-24      | at Arizona         | 42,370 |
| Oct. 22  | W | 36-30 (OT) | Detroit            | 52,332 |
| Oct. 29  | L | 15-24      | New York Giants    | 53,310 |
| Nov. 5   | L | 3-24       | at Kansas City     | 77,821 |
| Nov. 19  | L | 20-27      | Seattle            | 51,288 |
| Nov. 26  | L | 7-14       | Philadelphia       | 50,539 |
| Dec. 3   | W | 24-17      | at Dallas          | 64,866 |
| Dec. 10  | L | 13-20      | at New York Giants | 48,247 |
| Dec. 17  | W | 35-23      | at St. Louis       | 63,760 |
| Dec. 24  | W | 20-17      | Carolina           | 42,903 |

|                          |  | Redskins | Opponents |
|--------------------------|--|----------|-----------|
| <b>TOTAL FIRST DOWNS</b> |  | 297      | 323       |
| Rushing                  |  | 105      | 127       |
| Passing                  |  | 169      | 182       |
| Penalty                  |  | 23       | 14        |

|                        |  |       |       |
|------------------------|--|-------|-------|
| <b>POSSESSION AVG.</b> |  | 28:42 | 31:18 |
| <b>TOTAL NET YARDS</b> |  | 5,184 | 5,400 |
| Avg. Per Game          |  | 324.0 | 337.5 |
| Total Plays            |  | 1,026 | 1,059 |
| Avg. Per Play          |  | 5.1   | 5.1   |

|                          |  |       |       |
|--------------------------|--|-------|-------|
| <b>NET YARDS RUSHING</b> |  | 1,956 | 2,132 |
| Avg. Per Game            |  | 122.3 | 133.3 |
| Total Rushes             |  | 469   | 483   |

|                          |  |         |         |
|--------------------------|--|---------|---------|
| <b>NET YARDS PASSING</b> |  | 3,228   | 3,268   |
| Avg. Per Game            |  | 201.8   | 204.3   |
| Sacked/Yards Lost        |  | 36/268  | 30/135  |
| Gross Yards              |  | 3,496   | 3,403   |
| Attempts/Completions     |  | 521/285 | 546/338 |
| Completion Pct.          |  | 50.9    | 61.9    |
| Had Intercepted          |  | 20      | 16      |

|                         |  |         |         |
|-------------------------|--|---------|---------|
| <b>PUNT/AVERAGE</b>     |  | 74/42.4 | 72/41.4 |
| <b>NET PUNTING AVG.</b> |  | 37.7    | 35.1    |
| <b>PENALTIES/YARDS</b>  |  | 78/563  | 100/780 |
| <b>FUMBLES/LOST</b>     |  | 24/10   | 31/18   |
| <b>TOUCHDOWNS</b>       |  | 35      | 42      |
| Rushing                 |  | 15      | 18      |
| Passing                 |  | 16      | 20      |
| Returns                 |  | 4       | 4       |

| SCORE BY PERIODS | Q1 | Q2  | Q3 | Q4  | OT | PTS |
|------------------|----|-----|----|-----|----|-----|
| WASHINGTON       | 59 | 90  | 85 | 86  | 6  | 328 |
| Opponents        | 65 | 126 | 48 | 117 | 3  | 359 |

| SCORING    | TD | Ru | Pa | Rt | PAT   | FG    | 2-Pt. | TP  |
|------------|----|----|----|----|-------|-------|-------|-----|
| Murray     | 0  | 0  | 0  | 0  | 33/33 | 27/36 | 0     | 114 |
| Allen      | 11 | 10 | 1  | 0  | 0/0   | 0/0   | 0     | 66  |
| WASHINGTON | 35 | 15 | 16 | 4  | 33/33 | 27/36 | 1     | 326 |
| Opponents  | 42 | 18 | 20 | 4  | 39/40 | 22/27 | 0     | 359 |

| RUSHING    | No. | Yards | Avg. | Lg  | TD |
|------------|-----|-------|------|-----|----|
| Allen      | 338 | 1,309 | 3.9  | 28  | 10 |
| Mitchell   | 46  | 301   | 6.5  | 36t | 1  |
| WASHINGTON | 469 | 1,956 | 4.2  | 58t | 15 |
| Opponents  | 483 | 2,132 | 4.4  | 55t | 18 |

| RECEIVING  | No. | Yards | Avg. | Lg  | TD |
|------------|-----|-------|------|-----|----|
| Ellard     | 56  | 1,005 | 17.9 | 59  | 5  |
| Mitchell   | 38  | 324   | 8.5  | 22t | 1  |
| Westbrook  | 34  | 522   | 15.4 | 45  | 1  |
| WASHINGTON | 265 | 3,496 | 13.2 | 73t | 16 |
| Opponents  | 338 | 3,403 | 10.1 | 59t | 20 |

| INTERCEPTIONS | No. | Yards | Avg. | Lg  | TD |
|---------------|-----|-------|------|-----|----|
| Carter        | 4   | 116   | 29.0 | 51t | 1  |
| Green         | 3   | 42    | 14.0 | 22  | 1  |
| Richard       | 3   | 24    | 8.0  | 24  | 0  |
| WASHINGTON    | 16  | 250   | 15.6 | 51t | 2  |
| Opponents     | 20  | 338   | 16.9 | 75t | 3  |

| PUNTING   | No. | Yards | Avg. | Net  | TB | In | Lg | Blk |
|-----------|-----|-------|------|------|----|----|----|-----|
| Turk      | 74  | 3,140 | 42.4 | 37.7 | 9  | 29 | 60 | 0   |
| Opponents | 72  | 2,984 | 41.4 | 35.1 | 7  | 25 | 60 | 1   |

| PUNT RETURNS | Ret | FC | Yards | Avg. | Lg  | TD |
|--------------|-----|----|-------|------|-----|----|
| Mitchell     | 25  | 15 | 315   | 12.6 | 59t | 1  |
| WASHINGTON   | 26  | 15 | 315   | 12.1 | 59t | 1  |
| Opponents    | 26  | 13 | 173   | 6.7  | 35  | 0  |

| KICKOFF RETURNS | No. | Yards | Avg. | Lg  | TD |
|-----------------|-----|-------|------|-----|----|
| Mitchell        | 55  | 1,408 | 25.6 | 59  | 0  |
| WASHINGTON      | 68  | 1,646 | 23.9 | 59  | 0  |
| Opponents       | 70  | 1,434 | 20.5 | 91t | 1  |

| FIELD GOALS | 1-19 | 20-29 | 30-39 | 40-49 | 50+ |
|-------------|------|-------|-------|-------|-----|
| Murray      | 1/1  | 9/9   | 10/13 | 6/11  | 1/2 |
| WASHINGTON  | 1/1  | 9/9   | 10/13 | 6/11  | 1/2 |
| Opponents   | 1/1  | 5/5   | 10/10 | 6/7   | 0/4 |

| DEFENSE  | T   | S  | A  | TFL | PD | FF | FR |
|----------|-----|----|----|-----|----|----|----|
| Patton   | 103 | 54 | 4  | 161 | 2  | 4  | 1  |
| Stephens | 77  | 75 | 4  | 153 | 4  | 2  | 1  |
| Harvey   | 78  | 38 | 16 | 132 | 5  | 3  | 2  |

**SACKS:** Ken Harvey 7.5, Sterling Palmer 4.5, Tim Johnson 3.0, Rich Owens 3.0, Marc Boutte 2.0, William Gaines 2.0, Marvcur Patton 2.0, Tony Woods 2.0, Mike Flores 1.0, Keith Taylor 1.0, Scott Turner 1.0

**NOTABLE RECORD (Finish):** 6-10 (3rd NFC East)

**National Honors:** KR Brian Mitchell: Pro Bowl, First Team AP, College & Pro Football Weekly, PFWA, Second Team Football Digest, The Sporting News, USA Today, Second Team Football News; LB Ken Harvey: Pro Bowl, First Team Sports Illustrated, USA Today, Second Team AP, Football Digest, Football News, UPI All-NFC; RB Terry Allen: Second Team UPI All-NFC

**Starters:** Offense: WR Michael Westbrook (9), WR Leslie Shepherd (4), WR Olanda Truitt (2), LT Jim Lachey (3), LT Joe Patton (13), LG Ray Brown (16), C John Gesek (12), C Vernice Smith (2), C Cory Raymer (2), RG Tré Johnson (9), G John Gesek (4), G Vernice Smith (3), RT Ed Simmons (16), TE Scott Galbraith (16), TE James Jenkins (4), TE Jamie Asher (2), TE Crolemann Bell (1), WR Henry Ellard (15), WR Tydus Winans (1), QB Gus Frerotte (11), QB Heath Shuler (5), RB Terry Allen (16), FB Marc Logan (10), FB Brian Mitchell (1)

Defense: LE Tony Woods (16), LT Marc Boutte (16), RT William Gaines (11), RT Tim Johnson (5), RE Sterling Palmer (13), RE Rich Owens (3), LLB Ken Harvey (16), MLB Rod Stephens (16), RLB Marvcur Patton (16), LCB Tom Carter (16), RCB Darrell Green (16), SS James Washington (12), SS Keith Taylor (4), FS Stanley Richard (16)

| PASSING    | Att | Comp | Yards | Cmp% | Yards/Att | TD | TD% | Int | Int% | Long | Sack/Lost | Rating |
|------------|-----|------|-------|------|-----------|----|-----|-----|------|------|-----------|--------|
| Frerotte   | 396 | 199  | 2,751 | 50.3 | 6.9       | 13 | 3.3 | 13  | 3.3  | 73   | 23/192    | 70.2   |
| Shuler     | 125 | 66   | 745   | 52.8 | 5.9       | 3  | 2.4 | 7   | 5.6  | 44   | 13/76     | 55.6   |
| WASHINGTON | 521 | 265  | 3,496 | 50.9 | 6.7       | 16 | 3.1 | 20  | 3.8  | 73   | 36/268    | 66.7   |
| Opponents  | 546 | 338  | 3,403 | 61.9 | 6.2       | 20 | 3.7 | 16  | 2.9  | 59   | 30/135    | 79.6   |

# YEARLY STATS

## 1996 (9-7) // COACH NORV TURNER

|          |   |            |                    |        |
|----------|---|------------|--------------------|--------|
| Sept. 1  | L | 14-17      | Philadelphia       | 53,415 |
| Sept. 8  | W | 10-3       | Chicago            | 52,711 |
| Sept. 15 | W | 31-10      | at New York Giants | 71,693 |
| Sept. 22 | W | 17-10      | at St. Louis       | 62,303 |
| Sept. 29 | W | 31-16      | New York Jets      | 52,068 |
| Oct. 13  | W | 27-22      | at New England     | 59,638 |
| Oct. 20  | W | 31-21      | New York Giants    | 52,638 |
| Oct. 27  | W | 31-16      | Indianapolis       | 54,254 |
| Nov. 3   | L | 13-38      | at Buffalo         | 78,002 |
| Nov. 10  | L | 34-37 (OT) | Arizona            | 51,929 |
| Nov. 17  | W | 26-21      | at Philadelphia    | 66,834 |
| Nov. 24  | L | 16-19 (OT) | San Francisco      | 54,235 |
| Nov. 28  | L | 10-21      | at Dallas          | 64,955 |
| Dec. 8   | L | 10-24      | at Tampa Bay       | 44,733 |
| Dec. 15  | L | 26-27      | at Arizona         | 34,260 |
| Dec. 22  | W | 37-10      | Dallas             | 65,454 |

|                          | Redskins | Opponents |
|--------------------------|----------|-----------|
| <b>TOTAL FIRST DOWNS</b> | 307      | 358       |
| Rushing                  | 106      | 146       |
| Passing                  | 174      | 191       |
| Penalty                  | 27       | 21        |
| <b>POSESSION AVG.</b>    | 27:32    | 32:28     |
| <b>TOTAL NET YARDS</b>   | 5,229    | 5,723     |
| Avg. Per Game            | 326.8    | 357.7     |
| Total Plays              | 960      | 1,114     |
| Avg. Per Play            | 5.4      | 5.1       |
| <b>NET YARDS RUSHING</b> | 1,910    | 2,275     |
| Avg. Per Game            | 119.4    | 142.2     |
| Total Rushes             | 467      | 520       |
| <b>NET YARDS PASSING</b> | 3,319    | 3,655     |
| Avg. Per Game            | 207.4    | 215.5     |
| Sacked/Yards Lost        | 22/134   | 34/207    |
| Gross Yards              | 3,453    | 3,655     |
| Attempts/Completions     | 471/270  | 560/325   |
| Completion Pct.          | 57.3     | 58.0      |
| Had Intercepted          | 11       | 21        |
| <b>PUNT/AVERAGE</b>      | 77/45.1  | 68/44.0   |
| <b>NET PUNTING AVG.</b>  | 38.9     | 38.4      |
| <b>PENALTIES/YARDS</b>   | 95/740   | 102/867   |
| <b>FUMBLES/LOST</b>      | 21/7     | 27/9      |
| <b>TOUCHDOWNS</b>        | 41       | 33        |
| Rushing                  | 27       | 20        |
| Passing                  | 12       | 20        |
| Returns                  | 2        | 1         |

| SCORE BY PERIODS | Q1 | Q2  | Q3 | Q4 | OT | PTS |
|------------------|----|-----|----|----|----|-----|
| WASHINGTON       | 56 | 123 | 97 | 88 | 0  | 364 |
| Opponents        | 39 | 110 | 68 | 89 | 6  | 312 |

| SCORING    | TD | Ru | Pa | Rt | PAT   | FG    | 2-Pt. | TP  |
|------------|----|----|----|----|-------|-------|-------|-----|
| Allen      | 21 | 21 | 0  | 0  | 0/0   | 0/0   | 0     | 126 |
| Blanton    | 0  | 0  | 0  | 0  | 40/40 | 26/32 | 0     | 118 |
| Shepherd   | 5  | 2  | 3  | 0  | 0/0   | 0/0   | 0     | 30  |
| Asher      | 4  | 0  | 4  | 0  | 0/0   | 0/0   | 0     | 24  |
| WASHINGTON | 41 | 27 | 12 | 2  | 40/40 | 26/32 | 0     | 364 |
| Opponents  | 33 | 20 | 12 | 1  | 31/31 | 27/38 | 0     | 312 |

| RUSHING    | No. | Yards | Avg. | Lg  | TD |
|------------|-----|-------|------|-----|----|
| Allen      | 347 | 1,353 | 3.9  | 49t | 21 |
| Mitchell   | 39  | 193   | 4.9  | 32  | 0  |
| Davis      | 23  | 139   | 6.0  | 39t | 2  |
| WASHINGTON | 467 | 1,910 | 4.1  | 49t | 27 |
| Opponents  | 520 | 2,275 | 4.4  | 57  | 20 |

| PASSING    | Att | Comp | Yards | Cmp% | Yards/Att | TD | TD% | Int | Int% | Long | Sack/Lost | Rating |
|------------|-----|------|-------|------|-----------|----|-----|-----|------|------|-----------|--------|
| Frerotte   | 470 | 270  | 3,453 | 57.4 | 7.3       | 12 | 2.6 | 11  | 2.3  | 52   | 22/134    | 79.3   |
| WASHINGTON | 471 | 270  | 3,453 | 57.3 | 7.3       | 12 | 2.5 | 11  | 2.3  | 52   | 22/134    | 79.2   |
| Opponents  | 560 | 235  | 3,655 | 58.0 | 6.5       | 12 | 2.1 | 21  | 3.8  | 64   | 34/207    | 69.2   |

| RECEIVING  | No. | Yards | Avg. | Lg  | TD |
|------------|-----|-------|------|-----|----|
| Ellard     | 52  | 1,014 | 19.5 | 51  | 2  |
| Asher      | 42  | 481   | 11.5 | 34  | 4  |
| Westbrook  | 34  | 505   | 14.9 | 45  | 1  |
| WASHINGTON | 270 | 3,453 | 12.8 | 52t | 12 |
| Opponents  | 325 | 3,655 | 11.2 | 64t | 12 |

| INTERCEPTIONS | No. | Yards | Avg. | Lg  | TD |
|---------------|-----|-------|------|-----|----|
| Carter        | 5   | 24    | 4.8  | 24  | 0  |
| Green         | 3   | 84    | 28.0 | 68t | 1  |
| Richard       | 3   | 47    | 15.7 | 42  | 0  |
| WASHINGTON    | 21  | 214   | 10.2 | 68t | 1  |
| Opponents     | 11  | 154   | 14.0 | 40t | 0  |

| PUNTING    | No. | Yards | Avg. | Net  | TB | In | Lg | Blk |
|------------|-----|-------|------|------|----|----|----|-----|
| Turk       | 75  | 3,386 | 45.1 | 39.2 | 11 | 25 | 63 | 0   |
| WASHINGTON | 77  | 3,470 | 45.1 | 38.9 | 12 | 25 | 63 | 0   |
| Opponents  | 68  | 2,990 | 44.0 | 36.4 | 13 | 15 | 72 | 0   |

| PUNT RETURNS | Ret | FC | Yards | Avg. | Lg | TD |
|--------------|-----|----|-------|------|----|----|
| Mitchell     | 23  | 16 | 258   | 11.2 | 71 | 0  |
| Opponents    | 35  | 5  | 235   | 6.7  | 28 | 0  |

| KICKOFF RETURNS | No. | Yards | Avg. | Lg | TD |
|-----------------|-----|-------|------|----|----|
| Mitchell        | 56  | 1,258 | 22.5 | 50 | 0  |
| WASHINGTON      | 65  | 1,401 | 21.6 | 50 | 0  |
| Opponents       | 76  | 1,610 | 21.2 | 63 | 0  |

| FIELD GOALS | 1-19 | 20-29 | 30-39 | 40-49 | 50+ |
|-------------|------|-------|-------|-------|-----|
| Blanton     | 2/2  | 13/13 | 7/7   | 2/7   | 2/3 |
| Opponents   | 3/3  | 9/9   | 10/14 | 4/10  | 1/2 |

| DEFENSE   | T   | S  | A  | TFL | PD | FF | FR |
|-----------|-----|----|----|-----|----|----|----|
| M. Patton | 181 | 99 | 76 | 6   | 6  | 2  | 1  |
| Stephens  | 167 | 87 | 71 | 9   | 6  | 0  | 1  |
| Harvey    | 123 | 75 | 39 | 9   | 2  | 1  | 2  |

**SACKS:** Rich Owens 11.0, Ken Harvey 9.0, Dexter Nottage 5.0, Sean Gilbert 3.0, Marcuss Patton 2.0, Rod Stephens 1.0, Tony Woods 1.0, Sterling Palmer 1.0, Brian Walker 1.0

**NOTABLE Record (Finish):** 6-10 (3rd NFC East)

**National Honors:** RB Terry Allen: Pro Bowl, UPI All NFC, AP All-Pro; G Bob Dahl: UPI All-NFC; QB Gus Frerotte: Pro Bowl; CB Darrell Green: Pro Bowl; LB Ken Harvey: Pro Bowl, UPI All-NFC; P Matt Turk: Pro Bowl, AP All-Pro, College & Pro Football Newsweekly, Football Digest All-Pro, Football News All-NFC, UPI All-NFC

**Starters:** Offense: WR Henry Ellard (16), LT/LG/RG Joe Patton (15/1/1); LT Shar Pourdanesh (3); LG Tré Johnson (15); C Jeff Uhlenhake (11); C Cory Raymer (5); RG Bob Dahl (15); TE Jamie Asher (12); TE Scott Galbraith (6); TE James Jenkins (6); WR Leslie Shepherd (6); WR Michael Westbrook (6); WR Bill Brooks (2); QB Gus Frerotte (16); RB Terry Allen (16); FB Marc Logan (9); FB Brian Mitchell (1)

Defense: LE Tony Woods (7); LE Sterling Palmer (6); LE Dexter Nottage (3); LT Marc Boutte (10); LT William Gaines (6); RT Sean Gilbert (16); RE Rich Owens (16); LLB Ken Harvey (16); MLB Rod Stephens (15); MLB Parise Alexander (1); RLB Marcuss Patton (16); LCB Tom Carter (16); RCB Darrell Green (16); SS/FS Darryl Morrison (11/1); Brian Walker (4); Darryl Pounds (1); FS Stanley Richard (15)

# YEARLY STATS

## 1997 [8-7-1] // COACH NORV TURNER

|          |   |            |                    |        |
|----------|---|------------|--------------------|--------|
| Aug. 31  | W | 24-10      | at Carolina        | 72,633 |
| Sept. 7  | L | 13-14      | at Pittsburgh      | 58,059 |
| Sept. 14 | W | 19-13 (OT) | Arizona            | 78,270 |
| Sept. 28 | W | 24-13      | Jacksonville       | 74,421 |
| Oct. 5   | L | 10-24      | at Philadelphia    | 67,008 |
| Oct. 13  | W | 21-16      | Dallas             | 76,159 |
| Oct. 19  | L | 14-28      | at Tennessee       | 31,042 |
| Oct. 26  | L | 17-20      | Baltimore          | 75,067 |
| Nov. 2   | W | 31-8       | at Chicago         | 53,032 |
| Nov. 9   | W | 30-7       | Detroit            | 75,261 |
| Nov. 16  | L | 14-17      | at Dallas          | 75,261 |
| Nov. 23  | T | 7-7 (OT)   | New York Giants    | 75,703 |
| Nov. 30  | L | 20-23      | St. Louis          | 74,772 |
| Dec. 7   | W | 38-28      | at Arizona         | 41,537 |
| Dec. 13  | L | 10-30      | at New York Giants | 77,571 |
| Dec. 21  | W | 35-32      | Philadelphia       | 75,939 |

|                          |  | Redskins | Opponents |
|--------------------------|--|----------|-----------|
| <b>TOTAL FIRST DOWNS</b> |  |          |           |
| Rushing                  |  | 300      | 292       |
| Passing                  |  | 86       | 129       |
| Penalty                  |  | 192      | 149       |
|                          |  | 22       | 14        |
| <b>POSSESSION AVG.</b>   |  |          |           |
| <b>TOTAL NET YARDS</b>   |  |          |           |
| Avg. Per Game            |  | 29.27    | 30.33     |
| Total Plays              |  | 4,998    | 5,030     |
| Avg. Per Play            |  | 312.4    | 314.4     |
| <b>NET YARDS RUSHING</b> |  |          |           |
| Avg. Per Game            |  | 1,033    | 1,058     |
| Total Rushes             |  | 4.8      | 4.8       |
| <b>NET YARDS PASSING</b> |  |          |           |
| Avg. Per Game            |  | 1,615    | 2,212     |
| Sacked/Yards Lost        |  | 100.9    | 138.8     |
| Gross Yards              |  | 453      | 508       |
| Attempts/Completions     |  | 3,383    | 2,818     |
| Completion Pct.          |  | 211.4    | 176.1     |
| Had Intercepted          |  | 33/198   | 37/280    |
| <b>PUNT/AVERAGE</b>      |  |          |           |
| <b>NET PUNTING AVG.</b>  |  |          |           |
| <b>PENALTIES/YARDS</b>   |  |          |           |
| <b>FUMBLES/LOST</b>      |  |          |           |
| <b>TOUCHDOWNS</b>        |  |          |           |
| Rushing                  |  | 40       | 32        |
| Passing                  |  | 12       | 15        |
| Returns                  |  | 22       | 14        |
|                          |  | 6        | 3         |

| SCORE BY PERIODS | Q1 | Q2  | Q3 | Q4 | OT | PTS |
|------------------|----|-----|----|----|----|-----|
| WASHINGTON       | 62 | 101 | 80 | 78 | 6  | 327 |
| Opponents        | 64 | 74  | 53 | 98 | 0  | 289 |

| SCORING    | TD | Ru | Pa | Rt | PAT   | FG    | 2-Pt. | TP  |
|------------|----|----|----|----|-------|-------|-------|-----|
| Blanton    | 0  | 0  | 0  | 0  | 34/34 | 16/24 | 0     | 82  |
| Allen      | 5  | 4  | 1  | 0  | 0/0   | 0/0   | 0     | 30  |
| Shepherd   | 5  | 0  | 5  | 0  | 0/0   | 0/0   | 0     | 30  |
| WASHINGTON | 40 | 12 | 22 | 6  | 39/39 | 16/24 | 0     | 327 |
| Opponents  | 32 | 15 | 14 | 3  | 28/28 | 21/25 | 0     | 289 |

| RUSHING    | No. | Yards | Avg. | Lg  | TD |
|------------|-----|-------|------|-----|----|
| Allen      | 210 | 724   | 3.4  | 34  | 4  |
| Davis      | 141 | 567   | 4.0  | 18  | 3  |
| Mitchell   | 23  | 107   | 4.7  | 26  | 1  |
| WASHINGTON | 453 | 1,615 | 3.6  | 34  | 12 |
| Opponents  | 508 | 2,212 | 4.4  | 51t | 15 |

| PASSING    | Att | Comp | Yards | Cmp% | Yards/Att | TD | TD% | Int | Int% | Long | Sack/Lost | Rating |
|------------|-----|------|-------|------|-----------|----|-----|-----|------|------|-----------|--------|
| Frerotte   | 402 | 204  | 2,682 | 50.7 | 6.6       | 17 | 4.2 | 12  | 3.0  | 52   | 23/146    | 73.8   |
| Hostetler  | 144 | 79   | 899   | 54.9 | 6.2       | 5  | 3.5 | 10  | 6.9  | 69   | 10/52     | 58.5   |
| WASHINGTON | 547 | 283  | 3,581 | 51.7 | 6.5       | 22 | 4.0 | 22  | 4.0  | 69   | 33/198    | 69.1   |
| Opponents  | 513 | 267  | 3,098 | 52.0 | 6.0       | 14 | 2.7 | 16  | 3.1  | 52   | 37/280    | 66.7   |

| RECEIVING  | No. | Yards | Avg. | Lg  | TD |
|------------|-----|-------|------|-----|----|
| Asher      | 49  | 474   | 9.7  | 24  | 1  |
| Mitchell   | 36  | 438   | 12.2 | 69  | 1  |
| Westbrook  | 34  | 559   | 16.4 | 40t | 3  |
| Bowie      | 34  | 388   | 11.4 | 39t | 2  |
| WASHINGTON | 283 | 3,581 | 12.7 | 69  | 22 |
| Opponents  | 267 | 3,098 | 11.6 | 52  | 14 |

| INTERCEPTIONS | No. | Yards | Avg. | Lg  | TD |
|---------------|-----|-------|------|-----|----|
| Dishman       | 4   | 47    | 11.8 | 29t | 1  |
| Richard       | 4   | 28    | 7.0  | 23  | 0  |
| WASHINGTON    | 16  | 222   | 13.9 | 83t | 3  |
| Opponents     | 22  | 262   | 11.9 | 35t | 1  |

| PUNTING   | No. | Yards | Avg. | Net  | TB | In | Lg | Blk |
|-----------|-----|-------|------|------|----|----|----|-----|
| Turk      | 84  | 3,788 | 45.1 | 39.2 | 11 | 32 | 62 | 1   |
| Opponents | 95  | 4,038 | 42.5 | 35.3 | 12 | 33 | 59 | 0   |

| PUNT RETURNS | Ret | FC | Yards | Avg. | Lg  | TD |
|--------------|-----|----|-------|------|-----|----|
| Mitchell     | 38  | 23 | 442   | 11.6 | 63t | 1  |
| Opponents    | 33  | 18 | 237   | 7.2  | 37  | 0  |

| KICKOFF RETURNS | No. | Yards | Avg. | Lg  | TD |
|-----------------|-----|-------|------|-----|----|
| Mitchell        | 47  | 1,094 | 23.3 | 97t | 1  |
| REDSKINS        | 59  | 1,283 | 21.7 | 97t | 1  |
| Opponents       | 67  | 1,515 | 22.6 | 57  | 0  |

| FIELD GOALS | 1-19 | 20-29 | 30-39 | 40-49 | 50+ |
|-------------|------|-------|-------|-------|-----|
| Blanton     | 2/2  | 4/4   | 5/6   | 4/8   | 1/4 |
| Opponents   | 1/1  | 6/6   | 7/8   | 6/8   | 1/2 |

| DEFENSE  | T   | S   | A  | TFL | PD | FF | FR |
|----------|-----|-----|----|-----|----|----|----|
| Richard  | 181 | 125 | 55 | 1   | 12 | 0  | 1  |
| Patton   | 175 | 129 | 43 | 3   | 4  | 4  | 1  |
| Campbell | 162 | 110 | 47 | 5   | 11 | 1  | 1  |

**SACKS:** Ken Harvey 9.5, Marvcur Patton 4.0, Chris Mims 4.0, Greg Jones 4.0, Rich Owens 3.5, Jamal Duff 2.0, Derek Smith 2.0, Marc Boutte 2.0, Darryl Pounds 2.0, Chris Zorich 1.0, Cris Dishman 1.0, Kenard Lang 1.0, Team 1.0

**NOTABLE Record (Finish):** 8-7-1 (2nd NFC East)

**National Honors:** CB Cris Dishman: Pro Bowl; CB Darrell Green: Pro Bowl, College & Pro Football Weekly All-Pro; LB Ken Harvey: Pro Bowl; P Matt Turk: Pro Bowl, Sports Illustrated All-Pro, Pro Football Weekly All-NFC, The Sporting News All-Pro, Football News All-NFC, Football Digest All-NFL Second Team, USA Today All-Pro; LB Derek M. Smith: Football News All-Rookie

**Starters:** Offense: WR Michael Westbrook (9), WR Albert Connell (1), LT/RT Shar Pourdanesh (10/4), LT/LG Joe Patton (6/10), LG/RG Tré Johnson (6/5), C Jeff Uhlenhake (13), C Cory Raymer (3), RG Bob Dahl (8), RG Brad Badger (1), RT Ed Simmons (12), TE Jamie Asher (13), TE James Jenkins (5), TE Darryl Ashmore (2), WR Leslie Shepherd (9), WR Henry Ellard (11), QB Gus Frerotte (13), QB Jeff Hostetler (3), RB Terry Allen (10), RB Stephen Davis (6) FB Larry Bowie (12), FB Marc Logan (1), FB Brian Mitchell (1)

Defense: LE Kenard Lang (11), LE Jamal Duff (5), LT Chris Mims (7), LT Ryan Kuehl (5), LT/RT William Gaines (4/2), RT Marc Boutte (14), RE Rich Owens (15), RE Kelvin Kinney (1), LLB Ken Harvey (14), LLB Greg Jones (3), MLB Marvcur Patton (16), RLB Derek Smith (16), LCB Cris Dishman (15), RCB Darrell Green (16), SS Jesse Campbell (16), FS Stanley Richard (16)

# YEARLY STATS

## 1998 (6-10) // COACH NORV TURNER

|          |   |       |                    |        |
|----------|---|-------|--------------------|--------|
| Sept. 6  | L | 24-31 | at New York Giants | 76,629 |
| Sept. 14 | L | 10-45 | San Francisco      | 76,798 |
| Sept. 20 | L | 14-24 | at Seattle         | 63,336 |
| Sept. 27 | L | 16-38 | Denver             | 71,880 |
| Oct. 4   | L | 10-31 | Dallas             | 72,284 |
| Oct. 11  | L | 12-17 | at Philadelphia    | 66,183 |
| Oct. 18  | L | 7-41  | at Minnesota       | 64,004 |
| Nov. 1   | W | 21-14 | New York Giants    | 67,976 |
| Nov. 8   | L | 27-29 | at Arizona         | 43,159 |
| Nov. 15  | W | 28-3  | Philadelphia       | 67,704 |
| Nov. 22  | L | 42-45 | Arizona            | 66,435 |
| Nov. 29  | W | 29-19 | at Oakland         | 41,409 |
| Dec. 6   | W | 24-20 | San Diego          | 65,713 |
| Dec. 13  | W | 28-25 | at Carolina        | 46,940 |
| Dec. 19  | W | 20-16 | Tampa Bay          | 66,309 |
| Dec. 27  | L | 7-23  | at Dallas          | 63,565 |

| TOTAL FIRST DOWNS  | Redskins | Opponents |
|--------------------|----------|-----------|
| Rushing            | 295      | 303       |
| Passing            | 84       | 127       |
| Penalty            | 186      | 152       |
| 3rd Down: Made/Att | 25       | 24        |
| 3rd Down: Pct.     | 68/215   | 88/231    |
| 4th Down: Made/Att | 31.6     | 38.1      |
| 4th Down: Pct.     | 5/15     | 6/15      |
| 4th Down: Pct.     | 33.3     | 40.0      |

| POSSESSION AVG. | Redskins | Opponents |
|-----------------|----------|-----------|
| TOTAL NET YARDS | 28:34    | 31:26     |
| Avg. Per Game   | 5,010    | 5,354     |
| Total Plays     | 313.1    | 334.6     |
| Avg. Per Play   | 1,027    | 1,057     |

| NET YARDS RUSHING | Redskins | Opponents |
|-------------------|----------|-----------|
| Avg. Per Game     | 1,685    | 2,436     |
| Total Rushes      | 105.3    | 152.3     |
| Sacked/Yards Lost | 401      | 531       |
| Gross Yards       | 3,325    | 2,918     |

| NET YARDS PASSING    | Redskins | Opponents |
|----------------------|----------|-----------|
| Avg. Per Game        | 207.8    | 182.4     |
| Sacked/Yards Lost    | 61/399   | 33/194    |
| Attempts/Completions | 3,724    | 3,112     |
| Completion Pct.      | 53.8     | 57.0      |
| Had Intercepted      | 14       | 13        |

| PUNT/AVERAGE     | Redskins | Opponents |
|------------------|----------|-----------|
| NET PUNTING AVG. | 97/43.5  | 92/43.1   |
| PENALTIES/YARDS  | 38.9     | 35.2      |
| FUMBLES/LOST     | 112/975  | 95/824    |
| TOUCHDOWNS       | 27/15    | 17/8      |
| Rushing          | 40       | 50        |
| Passing          | 15       | 24        |
| Returns          | 24       | 21        |
| Returns          | 1        | 5         |

| SCORE BY PERIODS | Q1 | Q2  | Q3 | Q4  | OT | PTS |
|------------------|----|-----|----|-----|----|-----|
| WASHINGTON       | 94 | 80  | 57 | 88  | 0  | 319 |
| Opponents        | 92 | 133 | 93 | 103 | 0  | 421 |

| SCORING    | TD | Ru | Pa | Rt | PAT   | FG    | 2-Pt. | TP  |
|------------|----|----|----|----|-------|-------|-------|-----|
| Blanchard  | 0  | 0  | 0  | 0  | 30/31 | 11/17 | 0     | 63  |
| Shepherd   | 9  | 1  | 8  | 0  | 0/0   | 0/0   | 0     | 56  |
| Hicks      | 8  | 8  | 0  | 0  | 0/0   | 0/0   | 0     | 48  |
| WASHINGTON | 40 | 15 | 24 | 1  | 36/37 | 13/23 | 1     | 319 |
| Opponents  | 50 | 24 | 21 | 5  | 46/46 | 23/28 | 1     | 421 |

| RUSHING    | No. | Yards | Avg. | Lg | TD |
|------------|-----|-------|------|----|----|
| Allen      | 148 | 700   | 4.7  | 45 | 2  |
| Hicks      | 122 | 433   | 3.5  | 28 | 8  |
| WASHINGTON | 401 | 1,685 | 4.2  | 45 | 15 |
| Opponents  | 531 | 2,436 | 4.6  | 55 | 24 |

| PASSING    | Att | Cmp | Yards | Cmp% | Yards/Att | TD | TD% | Int | Int% | Long | Sack/Lost | Rating |
|------------|-----|-----|-------|------|-----------|----|-----|-----|------|------|-----------|--------|
| T. Green   | 509 | 278 | 3,441 | 54.6 | 6.8       | 23 | 4.5 | 11  | 2.2  | 75   | 49/338    | 81.8   |
| Frerotte   | 54  | 25  | 382   | 46.3 | 5.2       | 1  | 1.9 | 3   | 5.6  | 22   | 12/61     | 45.5   |
| WASHINGTON | 565 | 304 | 3,724 | 53.8 | 6.6       | 24 | 4.2 | 14  | 2.5  | 75   | 61/399    | 78.2   |
| Opponents  | 493 | 281 | 3,112 | 57.0 | 6.3       | 21 | 4.3 | 13  | 2.6  | 63   | 33/194    | 79.1   |

| RECEIVING  | No. | Yards | Avg.  | Lg  | TD |
|------------|-----|-------|-------|-----|----|
| Westbrook  | 44  | 736   | 16.7  | 75t | 6  |
| Mitchell   | 44  | 306   | 7.0   | 24  | 0  |
| Shepherd   | 43  | 712   | 16.6  | 43t | 8  |
| WASHINGTON | 304 | 3,724 | 122.3 | 75t | 24 |
| Opponents  | 281 | 3,112 | 11.1  | 63  | 21 |

| INTERCEPTIONS | No. | Yards | Avg. | Lg  | TD |
|---------------|-----|-------|------|-----|----|
| L. Evans      | 3   | 77    | 25.7 | 54  | 0  |
| D. Green      | 3   | 36    | 12.0 | 36  | 0  |
| WASHINGTON    | 13  | 190   | 14.6 | 54  | 0  |
| Opponents     | 14  | 169   | 12.1 | 55t | 2  |

| PUNTING    | No. | Yards | Avg. | Net  | TB | In | Lg | Blk |
|------------|-----|-------|------|------|----|----|----|-----|
| Turk       | 93  | 4,103 | 44.1 | 39.0 | 9  | 33 | 69 | 1   |
| WASHINGTON | 97  | 4,216 | 43.5 | 38.9 | 9  | 34 | 69 | 1   |
| Opponents  | 92  | 3,966 | 43.1 | 35.2 | 11 | 20 | 64 | 0   |

| PUNT RETURNS | Ret | FC | Yards | Avg. | Lg | TD |
|--------------|-----|----|-------|------|----|----|
| Mitchell     | 44  | 18 | 506   | 11.5 | 47 | 0  |
| Opponents    | 32  | 16 | 261   | 8.2  | 40 | 0  |

| KICKOFF RETURNS | No. | Yards | Avg. | Lg   | TD |
|-----------------|-----|-------|------|------|----|
| Mitchell        | 59  | 1,337 | 22.7 | 101t | 1  |
| WASHINGTON      | 70  | 1,512 | 21.6 | 101t | 1  |
| Opponents       | 61  | 1,569 | 25.7 | 90t  | 2  |

| FIELD GOALS | 1-19 | 20-29 | 30-39 | 40-49 | 50+ |
|-------------|------|-------|-------|-------|-----|
| Blanchard   | 0/0  | 2/2   | 6/8   | 2/5   | 1/2 |
| WASHINGTON  | 0/0  | 2/2   | 7/10  | 3/9   | 1/2 |
| Opponents   | 1/1  | 10/11 | 5/6   | 7/9   | 0/1 |

| DEFENSE | T   | S   | A  | TFL | PD | FF | FR |
|---------|-----|-----|----|-----|----|----|----|
| Patton  | 192 | 134 | 55 | 3   | 6  | 1  | 1  |
| Smith   | 157 | 103 | 49 | 5   | 3  | 1  | 1  |
| Evans   | 114 | 74  | 37 | 3   | 6  | 0  | 1  |

**SACKS:** Dan Wilkinson 7.5, Kenard Lang 7.0, Marvucus Patton 3.0, Jamal Duff 3.0, N.D. Kalu 3.0, Marc Boutte 2.0, Ken Harvey 2.0, Dana Stubblefield 1.5, Greg Jones 1.0, Kelvin Kinney 1.0, Derek Smith 1.0, Leomont Evans 1.0

**NOTABLE Record (Finish):** 6-10 (4th NFC East)

**National Honors:** P Matt Turk: Pro Bowl, AP Second Team, Sports Illustrated All-Pro, Pro Football Weekly All-NFC, Football News All-NFC, Football Digest All-NFL Second Team

**Starters:** Offense: WR Michael Westbrook (10), WR Albert Connell (5), LT/LG/RG Brad Badger (10/5/1) LT/RT Shar Pourdanesh (1/14), LG Tré Johnson (10), C Cory Raymer (16), RG/RT/LG Joe Patton (4/5/1), RG Rod Milstead (11), RT/LT Shar Pourdanesh (14/11), RT Troy Drake (20), TE Jamie Asher (7), TE Stephen Alexander (5), TE James Jenkins (4), WR Leslie Shepherd (16), QB Trent Green (14), QB Gus Frerotte (2), RB Terry Allen (9), RB Skip Hicks (5), FB/RB Stephen Davis (11/1), FB Larry Bowie (4), FB Mike Sellers (1)

Defense: LE Kenard Lang (16), LT Dan Wilkinson (16), RT Dana Stubblefield (7), RT Doug Brown (8), RT Marc Boutte (1), RE Kelvin Kinney (12), RE Jamal Duff (3), Ndukwe Kalu (1), LLB Ken Harvey (9), LLB Greg Jones (5), LLB Shawn Barber (1), MLB Marvucus Patton (16), RLB Derrek Smith (16), LCB Cris Dishman (16), RCB Darrell Green (16), SS Jesse Campbell (3), SS/FS Leomont Evans (12/1), SS/FS Stanley Richard (14/1), FS Darryl Pounds (2)

# YEARLY STATS

## 1999 (10-6) // COACH NORV TURNER

|          |   |       |                    |        |
|----------|---|-------|--------------------|--------|
| Sept. 12 | L | 35-41 | Dallas             | 79,237 |
| Sept. 19 | W | 50-21 | at New York Giants | 77,622 |
| Sept. 26 | W | 27-20 | at New York Jets   | 78,161 |
| Oct. 3   | W | 38-36 | Carolina           | 76,831 |
| Oct. 17  | W | 24-10 | at Arizona         | 55,893 |
| Oct. 24  | L | 20-38 | at Dallas          | 64,377 |
| Oct. 31  | W | 48-22 | Chicago            | 77,621 |
| Nov. 7   | L | 17-34 | Buffalo            | 78,721 |
| Nov. 14  | L | 28-35 | at Philadelphia    | 66,591 |
| Nov. 21  | W | 23-13 | New York Giants    | 78,641 |
| Nov. 28  | W | 20-17 | Philadelphia       | 74,741 |
| Dec. 5   | L | 17-33 | at Detroit         | 77,693 |
| Dec. 12  | W | 28-3  | Arizona            | 75,851 |
| Dec. 19  | L | 21-24 | at Indianapolis    | 57,013 |
| Dec. 26  | W | 26-20 | at San Francisco   | 68,329 |
| Jan. 2   | W | 21-10 | Miami              | 78,106 |
| Playoffs |   |       |                    |        |
| Jan. 8   | W | 27-13 | Detroit            | 79,411 |
| Jan. 15  | L | 13-14 | at Tampa Bay       | 65,835 |

### TOTAL FIRST DOWNS

|                    |        |        |
|--------------------|--------|--------|
| Rushing            | 121    | 107    |
| Passing            | 183    | 193    |
| Penalty            | 34     | 22     |
| 3rd Down: Made/Att | 77/203 | 91/232 |
| 3rd Down Pct.      | 37.9   | 39.2   |
| 4th Down: Made/Att | 9/18   | 11/21  |
| 4th Down Pct.      | 50.0   | 52.4   |

### POSSESSION AVG.

|                   |       |       |
|-------------------|-------|-------|
| TOTAL NET YARDS   | 29:33 | 30:27 |
| Avg. Per Game     | 5,965 | 5,705 |
| Total Plays       | 372.8 | 356.6 |
| Avg. Per Play     | 1,031 | 1,068 |
| NET YARDS RUSHING | 2,039 | 1,973 |
| Avg. Per Game     | 127.4 | 123.3 |
| Avg. Per Attempt  | 4.4   | 4.5   |
| Total Rushes      | 463   | 439   |

### NET YARDS PASSING

|                      |         |          |
|----------------------|---------|----------|
| Avg. Per Game        | 3,926   | 3,732    |
| Avg. Per Play        | 245.4   | 233.3    |
| Sacked/Yards Lost    | 6.91    | 5.93     |
| Gross Yards          | 31/186  | 40/221   |
| Attempts/Completions | 4,112   | 3,953    |
| Completion Pct.      | 537/324 | 589/328  |
| Had Intercepted      | 60.3    | 55.7     |
|                      | 14      | 24       |
| PUNT/AVERAGE         | 71/41.2 | 74/42.7  |
| NET PUNTING AVG.     | 34.2    | 37.1     |
| PENALTIES/YARDS      | 104/808 | 102/1137 |
| FUMBLES/LOST         | 31/11   | 22/13    |
| TOUCHDOWNS           | 54      | 43       |
| Rushing              | 23      | 16       |
| Passing              | 26      | 23       |
| Returns              | 5       | 4        |

### SCORE BY PERIODS

|            |    |     |     |     |    |     |
|------------|----|-----|-----|-----|----|-----|
| WASHINGTON | Q1 | Q2  | Q3  | Q4  | OT | PTS |
| Opponents  | 82 | 162 | 100 | 90  | 9  | 443 |
|            | 78 | 89  | 63  | 141 | 6  | 377 |

### SCORING

|            |    |    |    |    |       |       |       |     |
|------------|----|----|----|----|-------|-------|-------|-----|
| Conway     | TD | Ru | Pa | Rt | PAT   | FG    | 2-Pt. | TP  |
| Davis      | 0  | 0  | 0  | 0  | 49/50 | 22/32 | 0     | 115 |
| Westbrook  | 17 | 17 | 0  | 0  | 0/0   | 0/0   | 0     | 104 |
| WASHINGTON | 9  | 0  | 9  | 0  | 0/0   | 0/0   | 0     | 56  |
| Opponents  | 54 | 23 | 26 | 0  | 49/50 | 22/32 | 0     | 443 |
|            | 43 | 16 | 23 | 4  | 38/38 | 25/30 | 0     | 377 |

### RUSHING

|            |     |       |      |     |    |
|------------|-----|-------|------|-----|----|
| Davis      | No. | Yards | Avg. | Lg  | TD |
| Hicks      | 290 | 1,405 | 4.8  | 76t | 17 |
| WASHINGTON | 78  | 257   | 3.3  | 24  | 3  |
| Opponents  | 463 | 2,039 | 4.4  | 76  | 23 |
|            | 439 | 1,973 | 4.5  | 60  | 16 |

### PASSING

|            |     |      |       |      |           |    |      |     |      |      |           |        |
|------------|-----|------|-------|------|-----------|----|------|-----|------|------|-----------|--------|
| B. Johnson | Att | Comp | Yards | Cmp% | Yards/Att | TD | TD%  | Int | Int% | Long | Sack/Lost | Rating |
| Peete      | 519 | 316  | 4,005 | 60.9 | 7.7       | 24 | 4.6  | 13  | 2.5  | 65   | 29/177    | 90.0   |
| WASHINGTON | 17  | 8    | 107   | 47.1 | 6.3       | 2  | 11.8 | 1   | 5.9  | 30   | 2/9       | 82.2   |
| Opponents  | 537 | 324  | 4,112 | 60.3 | 7.7       | 26 | 4.8  | 14  | 2.6  | 65   | 31/186    | 89.5   |
|            | 589 | 328  | 3,953 | 55.7 | 6.7       | 23 | 3.9  | 24  | 4.1  | 76   | 40/221    | 72.5   |

|            |     |       |      |     |    |
|------------|-----|-------|------|-----|----|
| RECEIVING  | No. | Yards | Avg. | Lg  | TD |
| Centers    | 69  | 544   | 7.9  | 33  | 3  |
| Westbrook  | 65  | 1,191 | 18.3 | 65t | 9  |
| Connell    | 62  | 1,132 | 18.3 | 62t | 7  |
| WASHINGTON | 324 | 4,112 | 12.7 | 65t | 26 |
| Opponents  | 328 | 3,953 | 12.1 | 76  | 23 |

|               |     |       |      |     |    |
|---------------|-----|-------|------|-----|----|
| INTERCEPTIONS | No. | Yards | Avg. | Lg  | TD |
| Stevens       | 6   | 61    | 10.2 | 25  | 0  |
| Bailey        | 5   | 5.5   | 11.0 | 59t | 1  |
| WASHINGTON    | 24  | 375   | 15.6 | 88  | 3  |
| Opponents     | 14  | 129   | 9.2  | 29  | 2  |

|            |     |       |      |      |    |    |    |     |
|------------|-----|-------|------|------|----|----|----|-----|
| PUNTING    | No. | Yards | Avg. | Net  | TB | In | Lg | Blk |
| Turk       | 62  | 2,564 | 41.4 | 35.6 | 10 | 16 | 57 | 0   |
| Hansen     | 9   | 362   | 40.2 | 24.7 | 1  | 1  | 49 | 0   |
| WASHINGTON | 71  | 2,926 | 41.2 | 34.2 | 11 | 17 | 57 | 0   |
| Opponents  | 71  | 3,158 | 42.7 | 37.1 | 4  | 20 | 62 | 0   |

|              |     |    |       |      |    |    |
|--------------|-----|----|-------|------|----|----|
| PUNT RETURNS | Ret | FC | Yards | Avg. | Lg | TD |
| Mitchell     | 40  | 14 | 332   | 8.3  | 33 | 0  |
| WASHINGTON   | 41  | 14 | 332   | 8.1  | 33 | 0  |
| Opponents    | 27  | 11 | 278   | 10.3 | 70 | 2  |

|                 |     |       |      |     |    |
|-----------------|-----|-------|------|-----|----|
| KICKOFF RETURNS | No. | Yards | Avg. | Lg  | TD |
| Mitchell        | 43  | 893   | 20.8 | 45  | 0  |
| WASHINGTON      | 63  | 1,290 | 20.5 | 95t | 1  |
| Opponents       | 77  | 1,772 | 23.0 | 89t | 1  |

|             |      |       |       |       |     |
|-------------|------|-------|-------|-------|-----|
| FIELD GOALS | 1-19 | 20-29 | 30-39 | 40-49 | 50+ |
| Conway      | 0/0  | 7/9   | 6/7   | 6/7   | 3/9 |
| WASHINGTON  | 0/0  | 7/9   | 6/7   | 6/7   | 3/9 |
| Opponents   | 0/0  | 6/6   | 8/9   | 9/12  | 2/3 |

|          |     |     |    |     |    |    |    |
|----------|-----|-----|----|-----|----|----|----|
| DEFENSE  | T   | S   | A  | TFL | PD | FF | FR |
| Shade    | 166 | 119 | 43 | 4   | 10 | 0  | 1  |
| D. Smith | 127 | 83  | 33 | 11  | 7  | 0  | 1  |
| Evans    | 99  | 55  | 43 | 0   | 7  | 0  | 1  |

**SACKS:** Dan Wilkinson 8.0, Marco Coleman 6.5, Kenard Lang 6.0, N.D. Kalu 3.5, Anthony Cook 3.0, Dana Stubblefield 3.0, Mark McMillian LG 1.5, Sam Shade 1.5, Champ Bailey 1.0, Shawn Barber 1.0, Marc Boutte 1.0, Darryl Pounds 1.0, Derek Smith 1.0, Matt Stevens 1.0, James Francis 0.5, Greg Jones 0.5

**NOTABLE Record (Finish):** 10-6 (1st NFC East)

**National Honors:** FB Larry Centers [16], LT Andy Heck [16], RT Jon Jansen [16], QB Brad Johnson [16], RG Tre Johnson [16], C Cory Raymer [16], WR Michael Westbrook [16], TE Stephen Alexander [15], WR Albert Connell [15], RB Stephen Davis [14], LG Keith Sims [11], LG Brad Badger [5], RB Skip Hicks [2], WR Irving Fryar [1], FB/TE Mike Sellers [1]

**Starters:** Offense: FB Larry Centers [16], LT Andy Heck [16], RT Jon Jansen [16], QB Brad Johnson [16], RG Tre Johnson [16], C Cory Raymer [16], WR Michael Westbrook [16], TE Stephen Alexander [15], WR Albert Connell [15], RB Stephen Davis [14], LG Keith Sims [11], LG Brad Badger [5], RB Skip Hicks [2], WR Irving Fryar [1], FB/TE Mike Sellers [1]

**Defense:** LCB Champ Bailey [16], RLB Shawn Barber [16], RE Marco Coleman [16], RCB Darrell Green [16], SS Sam Shade [15], MLB Derek Smith, RT Dana Stubblefield [16], LT Dan Wilkinson [16], FS Leomont Evans [15], LLB Greg Jones [15], LE Kenard Lang [9], LE Anthony Cook [7], LLB James Francis [1], FS Matt Stevens [1]

# YEARLY STATS

## 2000 (8-8) // COACHES NORV TURNER (13) AND TERRY ROBISKIE (3)

|          |   |            |                    |        |
|----------|---|------------|--------------------|--------|
| Sept. 3  | W | 20-17      | Carolina           | 80,257 |
| Sept. 10 | L | 10-15      | at Detroit         | 74,159 |
| Sept. 18 | L | 21-27      | Dallas             | 84,431 |
| Sept. 24 | W | 16-6       | at New York Giants | 78,216 |
| Oct. 1   | W | 20-17 (OT) | Tampa Bay          | 83,532 |
| Oct. 8   | W | 17-14      | at Philadelphia    | 65,491 |
| Oct. 15  | W | 10-3       | Baltimore          | 83,252 |
| Oct. 22  | W | 35-16      | at Jacksonville    | 69,061 |
| Oct. 30  | L | 21-27      | Tennessee          | 83,472 |
| Nov. 5   | L | 15-16      | at Arizona         | 44,723 |
| Nov. 20  | W | 33-20      | at St. Louis       | 66,087 |
| Nov. 26  | L | 20-23      | Philadelphia       | 83,284 |
| Dec. 3   | L | 7-9        | New York Giants    | 83,485 |
| Dec. 10  | L | 13-32      | at Dallas          | 63,467 |
| Dec. 16  | L | 3-24       | at Pittsburgh      | 58,183 |
| Dec. 24  | W | 20-3       | Arizona            | 65,711 |

| TOTAL FIRST DOWNS  |  | Redskins | Opponents |
|--------------------|--|----------|-----------|
| Rushing            |  | 308      | 254       |
| Passing            |  | 98       | 97        |
| Penalty            |  | 185      | 134       |
| 3rd Down: Made/Att |  | 25       | 23        |
| 3rd Down Pct.      |  | 84/213   | 72/205    |
| 4th Down: Made/Att |  | 39.4     | 35.1      |
| 4th Down Pct.      |  | 4/10     | 4/10      |

| POSSESSION AVG. |  | Redskins | Opponents |
|-----------------|--|----------|-----------|
| TOTAL NET YARDS |  | 31:27    | 28:33     |
| Avg. Per Game   |  | 5,396    | 4,474     |
| Total Plays     |  | 337.3    | 279.6     |
| Avg. Per Play   |  | 1,038    | 937       |

| NET YARDS RUSHING    |  | Redskins | Opponents |
|----------------------|--|----------|-----------|
| Avg. Per Game        |  | 5.2      | 4.8       |
| Total Rushes         |  | 1,748    | 1,853     |
| Attempts/Completions |  | 109.3    | 115.8     |
| Completion Pct.      |  | 446      | 430       |
| Had Intercepted      |  | 3,648    | 2,621     |

| NET YARDS PASSING |  | Redskins | Opponents |
|-------------------|--|----------|-----------|
| Avg. Per Game     |  | 228.0    | 163.8     |
| Sacked/Yards Lost |  | 32/244   | 45/283    |
| Gross Yards       |  | 3,892    | 2,904     |
| Completion Pct.   |  | 560/342  | 462/254   |
| Had Intercepted   |  | 61.1     | 55.0      |

| PUNTS/AVERAGE   |  | Redskins  | Opponents |
|-----------------|--|-----------|-----------|
| NET PUNTING AVG |  | 79/40.0   | 79/42.9   |
| PENALTIES/YARDS |  | 34.4      | 35.8      |
| FUMBLES/LOST    |  | 115/1,009 | 106/790   |
| TOUCHDOWNS      |  | 22/12     | 28/16     |

| SCORE BY PERIODS |  | Q1 | Q2 | Q3 | Q4 | OT | PTS |
|------------------|--|----|----|----|----|----|-----|
| WASHINGTON       |  | 65 | 80 | 54 | 79 | 3  | 281 |
| Opponents        |  | 63 | 91 | 39 | 76 | 0  | 269 |

| SCORING    |  | TD | Ru | Pa | Rt | PAT   | FG    | 2-Pt. | TP  |
|------------|--|----|----|----|----|-------|-------|-------|-----|
| Davis      |  | 11 | 11 | 0  | 0  | 0/0   | 0/0   | 0     | 66  |
| Murray     |  | 0  | 0  | 0  | 0  | 7/8   | 8/12  | 0     | 31  |
| Fryar      |  | 5  | 0  | 5  | 0  | 0/0   | 0/0   | 0     | 30  |
| WASHINGTON |  | 32 | 14 | 18 | 0  | 27/29 | 20/30 | 0     | 281 |
| Opponents  |  | 26 | 9  | 12 | 5  | 23/23 | 30/34 | 0     | 269 |

| RUSHING    |  | No. | Yards | Avg. | Lg  | TD |
|------------|--|-----|-------|------|-----|----|
| Davis      |  | 332 | 1,318 | 4.0  | 50t | 11 |
| Centers    |  | 19  | 103   | 5.4  | 14  | 0  |
| Thrash     |  | 10  | 82    | 8.2  | 34  | 0  |
| Hicks      |  | 29  | 78    | 2.7  | 12  | 1  |
| WASHINGTON |  | 445 | 1,748 | 3.9  | 50t | 14 |
| Opponents  |  | 430 | 1,863 | 4.3  | 54  | 9  |

| PASSING    |  | Att | Comp | Yards | Cmp% | Yards/Att | TD | TD% | Int | Int% | Long | Sack/Lost | Rating |
|------------|--|-----|------|-------|------|-----------|----|-----|-----|------|------|-----------|--------|
| B. Johnson |  | 364 | 227  | 2,505 | 62.4 | 6.9       | 11 | 3.0 | 15  | 4.1  | 77t  | 20/150    | 75.6   |
| George     |  | 194 | 113  | 1,389 | 58.2 | 7.2       | 7  | 3.6 | 6   | 3.1  | 50   | 12/94     | 79.6   |
| WASHINGTON |  | 560 | 342  | 3,892 | 61.1 | 7.0       | 18 | 3.2 | 21  | 3.8  | 77t  | 32/244    | 77.0   |
| Opponents  |  | 462 | 254  | 2,904 | 55.0 | 6.3       | 12 | 2.6 | 17  | 3.7  | 76t  | 45/283    | 67.4   |

| RECEIVING  |  | No. | Yards | Avg. | Lg  | TD |
|------------|--|-----|-------|------|-----|----|
| Centers    |  | 81  | 600   | 7.4  | 26  | 3  |
| Thrash     |  | 50  | 653   | 13.1 | 50  | 2  |
| Alexander  |  | 47  | 510   | 10.9 | 30  | 2  |
| Fryar      |  | 41  | 548   | 13.4 | 34t | 5  |
| WASHINGTON |  | 343 | 3,892 | 11.3 | 77t | 18 |
| Opponents  |  | 254 | 2,904 | 11.4 | 76t | 12 |

| INTERCEPTIONS |  | No. | Yards | Avg. | Lg  | TD |
|---------------|--|-----|-------|------|-----|----|
| Bailey        |  | 5   | 48    | 9.6  | 48  | 0  |
| Sanders       |  | 4   | 91    | 22.8 | 32  | 0  |
| WASHINGTON    |  | 17  | 219   | 12.9 | 48  | 0  |
| Opponents     |  | 21  | 374   | 17.8 | 81t | 1  |

| PUNTING   |  | No. | Yards | Avg. | Net  | TB | In | Lg | Blk |
|-----------|--|-----|-------|------|------|----|----|----|-----|
| Barnhardt |  | 79  | 3,160 | 40.0 | 34.4 | 5  | 23 | 53 | 0   |
| Opponents |  | 79  | 3,386 | 42.9 | 35.8 | 10 | 23 | 57 | 0   |

| PUNT RETURNS |  | Ret | FC | Yards | Avg. | Lg  | TD |
|--------------|--|-----|----|-------|------|-----|----|
| Sanders      |  | 25  | 6  | 185   | 7.4  | 57  | 0  |
| Thrash       |  | 10  | 6  | 106   | 10.6 | 25  | 0  |
| WASHINGTON   |  | 36  | 13 | 356   | 9.9  | 57  | 0  |
| Opponents    |  | 33  | 25 | 342   | 10.4 | 69t | 2  |

| KICKOFF RETURNS |  | No. | Yards | Avg. | Lg  | TD |
|-----------------|--|-----|-------|------|-----|----|
| Thrash          |  | 45  | 1,000 | 22.2 | 49  | 0  |
| Murrell         |  | 12  | 214   | 17.8 | 30  | 0  |
| WASHINGTON      |  | 63  | 1,301 | 20.7 | 49  | 0  |
| Opponents       |  | 60  | 1,529 | 25.5 | 92t | 1  |

| FIELD GOALS |  | 1-19 | 20-29 | 30-39 | 40-49 | 50+ |
|-------------|--|------|-------|-------|-------|-----|
| Murray      |  | 0/0  | 2/2   | 3/4   | 3/6   | 0/0 |
| WASHINGTON  |  | 0/0  | 11/11 | 5/10  | 3/7   | 1/2 |
| Opponents   |  | 1/1  | 9/10  | 11/11 | 6/8   | 3/4 |

| DEFENSE  |  | T   | S  | A  | TFL | PD | FF | FR |
|----------|--|-----|----|----|-----|----|----|----|
| Shade    |  | 143 | 92 | 51 | 1-5 | 7  | 0  | 4  |
| D. Smith |  | 124 | 84 | 40 | 1-5 | 3  | 1  | 1  |
| Carrier  |  | 102 | 65 | 37 | 0   | 4  | 1  | 0  |

**SACKS:** Marco Coleman 12.0, Bruce Smith 10.0, Lavar Arrington 4.0, Dan Wilkinson 3.5, Kenard Lang 3.0, Dana Stubblefield 2.5, Shawn Barber 2.0, Eddie Mason 2.0, Sam Shade 1.0, N.D. Kalu 1.0, Kevin Mitchell 1.0, Nolan Harrison 1.0, Derek Smith 1.0, Greg Jones 1.0

**NOTABLE RECORD (Finish):** 8-8 [3rd NFC East]

**National Honors:** TE Stephen Alexander: Pro Bowl; LB LaVar Arrington: Pro Football Weekly All-Rookie Team, Football News All-Rookie Team; CB Champ Bailey: Pro Bowl, AP Second Team, Pro Football Weekly All-NFC Team, College & Pro Football Newsweekly Second Team, Football News All-NFC Team; DE Marco Coleman: Pro Bowl; RB Stephen Davis: Pro Bowl; OT Chris Samuels: Pro Football Weekly All-Rookie Team, Football News All-Rookie Team, Football Digest Top 16 Rookies

**Starters:** Offense: TE Stephen Alexander (16), C Mark Fischer (16), RT Jon Jansen (16), LT Chris Samuels (16), RB Stephen Davis (15), WR Albert Connell (13), LG Keith Sims (13), RG Jay Leeuwenburg (12), QB Brad Johnson (11), WR Irving Fryar (8), WR James Thrash (8), FB Larry Centers (6), FB Mike Sellers (6), QB Jeff George (5), TE James Jenkins (4), RG Tre Johnson (4), LG Andy Heck (2), WR Michael Westbrook (2), RB Skip Hicks (1), LG Michael Moore (1)

Defense: LCB Champ Bailey (16), LE Marco Coleman (16), Bruce Smith (16), Dan Wilkinson (16), FS Mark Carrier (15), Deion Sanders (15), LLB Shawn Barber (14), SS Sam Shade (14), MLB Derek M. Smith (14), RT Dana Stubblefield (14), RLB LaVar Arrington (11), RLB Greg Jones (4), FS Matt Stevens (4), CB Darrell Green (2), RT Nolan Harrison (2), LLB Eddie Mason (2), CB Tyrone Drakeford (1)

# YEARLY STATS

## 2001 (8-8) // COACH MARTY SCHOTTENHEIMER

|          |   |            |                    |        |
|----------|---|------------|--------------------|--------|
| Sept. 9  | L | 3-30       | at San Diego       | 60,629 |
| Sept. 24 | L | 0-37       | at Green Bay       | 59,771 |
| Sept. 30 | L | 13-45      | Kansas City        | 76,573 |
| Oct. 7   | L | 9-23       | at New York Giants | 78,651 |
| Oct. 15  | L | 7-9        | at Dallas          | 63,941 |
| Oct. 21  | W | 17-14 (OT) | Carolina           | 74,480 |
| Oct. 28  | W | 35-21      | New York Giants    | 80,316 |
| Nov. 4   | W | 27-14      | Seattle            | 82,352 |
| Nov. 18  | W | 17-10      | at Denver          | 74,622 |
| Nov. 25  | W | 13-3       | at Philadelphia    | 65,666 |
| Dec. 2   | L | 14-20      | Dallas             | 85,112 |
| Dec. 9   | W | 20-10      | at Arizona         | 40,056 |
| Dec. 16  | L | 6-20       | Philadelphia       | 84,936 |
| Dec. 23  | L | 15-20      | Chicago            | 78,864 |
| Dec. 30  | W | 40-10      | at New Orleans     | 70,020 |
| Jan. 6   | W | 20-17      | Arizona            | 61,721 |

### TOTAL FIRST DOWNS

|                    |        |        |
|--------------------|--------|--------|
| Rushing            | 241    | 271    |
| Passing            | 104    | 103    |
| Penalty            | 122    | 149    |
| 3rd Down: Made/Att | 15     | 19     |
| 3rd Down Pct.      | 79/223 | 76/210 |
| 4th Down: Made/Att | 35.4   | 36.2   |
| 4th Down Pct.      | 4/13   | 5/17   |
|                    | 30.8   | 29.4   |

### POSSESSION AVG.

|                 |       |       |
|-----------------|-------|-------|
| TOTAL NET YARDS | 30:15 | 29:45 |
| Avg. Per Game   | 4,435 | 4,846 |
| Total Plays     | 277.2 | 302.9 |
| Avg. Per Play   | 960   | 982   |

### NET YARDS RUSHING

|               |       |       |
|---------------|-------|-------|
| Avg. Per Game | 1,948 | 1,869 |
| Total Rushes  | 121.8 | 116.8 |
| Gross Yards   | 490   | 484   |

### NET YARDS PASSING

|                      |        |        |
|----------------------|--------|--------|
| Avg. Per Game        | 2,487  | 2,977  |
| Sacked/Yards Lost    | 155.4  | 186.1  |
| Gross Yards          | 38/229 | 25/139 |
| Attempts/Completions | 2,716  | 3,116  |

### Completion Pct.

|                 |         |         |
|-----------------|---------|---------|
| Had Intercepted | 54.4    | 55.4    |
|                 | 13      | 23      |
|                 | 91/41.5 | 77/42.3 |

### NET PUNTING/AVG.

|                 |         |        |
|-----------------|---------|--------|
| PENALTIES/YARDS | 34.7    | 34.7   |
| FUMBLES/LOST    | 104/828 | 83/672 |
| TOUCHDOWNS      | 33/15   | 31/11  |
| Rushing         | 25      | 33     |
| Passing         | 10      | 10     |
| Returns         | 13      | 19     |
|                 | 2       | 4      |

### SCORE BY PERIODS

|            |    |     |    |     |    |     |
|------------|----|-----|----|-----|----|-----|
| WASHINGTON | Q1 | Q2  | Q3 | Q4  | OT | PTS |
| Opponents  | 40 | 71  | 59 | 83  | 3  | 256 |
|            | 61 | 104 | 34 | 104 | 0  | 303 |

### SCORING

|            |    |    |    |    |       |       |       |     |
|------------|----|----|----|----|-------|-------|-------|-----|
| Conway     | TD | Ru | Pa | Rt | PAT   | FG    | 2-Pt. | TP  |
| Davis      | 0  | 0  | 0  | 0  | 22/22 | 26/33 | 0     | 100 |
| Gardner    | 5  | 5  | 0  | 0  | 0/0   | 0/0   | 0     | 32  |
| Westbrook  | 4  | 0  | 4  | 0  | 0/0   | 0/0   | 0     | 24  |
| WASHINGTON | 4  | 0  | 4  | 0  | 0/0   | 0/0   | 0     | 24  |
| Opponents  | 25 | 10 | 13 | 2  | 22/22 | 26/33 | 1     | 256 |
|            | 33 | 10 | 19 | 4  | 33/33 | 24/29 | 0     | 303 |

### RUSHING

|            |     |       |      |    |    |
|------------|-----|-------|------|----|----|
| Davis      | No. | Yards | Avg. | Lg | TD |
| Carter     | 356 | 1,432 | 4.0  | 32 | 5  |
| Banks      | 63  | 308   | 4.9  | 30 | 3  |
| WASHINGTON | 47  | 152   | 3.2  | 17 | 2  |
| Opponents  | 490 | 1,948 | 4.0  | 32 | 10 |
|            | 484 | 1,869 | 3.9  | 46 | 10 |

### PASSING

|            |     |      |       |      |           |    |      |     |      |      |           |        |
|------------|-----|------|-------|------|-----------|----|------|-----|------|------|-----------|--------|
| Banks      | Att | Comp | Yards | Cmp% | Yards/Att | TD | TD%  | Int | Int% | Long | Sack/Lost | Rating |
| George     | 370 | 198  | 2,386 | 53.5 | 6.4       | 10 | 2.7  | 10  | 2.7  | 85t  | 29/173    | 71.3   |
| Graham     | 42  | 23   | 168   | 54.8 | 4.0       | 0  | 0.0  | 3   | 7.1  | 17   | 6/38      | 34.6   |
| WASHINGTON | 19  | 13   | 131   | 68.4 | 6.9       | 2  | 10.5 | 0   | 0.0  | 16   | 2/16      | 122.9  |
| Opponents  | 432 | 235  | 2,716 | 54.4 | 6.3       | 13 | 3.0  | 13  | 3.0  | 85t  | 38/229    | 71.1   |
|            | 473 | 262  | 3,116 | 55.4 | 6.6       | 19 | 4.0  | 23  | 4.9  | 64t  | 25/139    | 68.8   |

|            |     |       |      |     |    |
|------------|-----|-------|------|-----|----|
| RECEIVING  | No. | Yards | Avg. | Lg  | TD |
| Westbrook  | 57  | 664   | 11.6 | 76t | 4  |
| Gardner    | 46  | 741   | 16.1 | 85t | 4  |
| Davis      | 28  | 205   | 7.3  | 29  | 0  |
| WASHINGTON | 235 | 2,716 | 11.6 | 85t | 13 |
| Opponents  | 262 | 3,116 | 11.9 | 64t | 19 |

|               |     |       |      |     |    |
|---------------|-----|-------|------|-----|----|
| INTERCEPTIONS | No. | Yards | Avg. | Lg  | TD |
| Smoot         | 5   | 36    | 7.2  | 36  | 0  |
| Arrington     | 3   | 120   | 40.0 | 67t | 1  |
| Bailey        | 3   | 17    | 5.7  | 12  | 0  |
| WASHINGTON    | 23  | 209   | 9.1  | 67t | 1  |
| Opponents     | 13  | 247   | 19.0 | 61t | 2  |

|            |     |       |      |      |    |    |    |     |
|------------|-----|-------|------|------|----|----|----|-----|
| PUNTING    | No. | Yards | Avg. | Net  | TB | In | Lg | Blk |
| Barker     | 90  | 3,747 | 41.6 | 34.8 | 9  | 27 | 59 | 0   |
| WASHINGTON | 91  | 3,775 | 41.5 | 34.7 | 9  | 28 | 59 | 0   |
| Opponents  | 77  | 3,260 | 42.3 | 34.7 | 8  | 20 | 72 | 0   |

|              |     |    |       |      |     |    |
|--------------|-----|----|-------|------|-----|----|
| PUNT RETURNS | Ret | FC | Yards | Avg. | Lg  | TD |
| Metcalf      | 33  | 5  | 412   | 12.5 | 89t | 1  |
| Lockett      | 5   | 3  | 14    | 2.8  | 11  | 0  |
| WASHINGTON   | 41  | 10 | 431   | 10.5 | 89t | 1  |
| Opponents    | 44  | 16 | 434   | 9.9  | 84t | 1  |

|                 |     |       |      |    |    |
|-----------------|-----|-------|------|----|----|
| KICKOFF RETURNS | No. | Yards | Avg. | Lg | TD |
| Bates           | 49  | 1,150 | 23.5 | 41 | 0  |
| WASHINGTON      | 65  | 1,354 | 20.8 | 41 | 0  |
| Opponents       | 54  | 945   | 17.5 | 44 | 0  |

|             |      |       |       |       |     |
|-------------|------|-------|-------|-------|-----|
| FIELD GOALS | 1-19 | 20-29 | 30-39 | 40-49 | 50+ |
| B.Conway    | 0/0  | 8/8   | 8/11  | 8/12  | 2/2 |
| Opponents   | 0/0  | 9/9   | 10/10 | 3/7   | 2/3 |

|           |     |    |    |      |    |    |    |
|-----------|-----|----|----|------|----|----|----|
| DEFENSE   | T   | S  | A  | TFL  | PD | FF | FR |
| Arrington | 118 | 76 | 42 | 7-10 | 7  | 2  | 2  |
| Mitchell  | 116 | 76 | 40 | 6-11 | 2  | 1  | 0  |
| Shade     | 94  | 69 | 25 | 1-3  | 5  | 0  | 2  |

**SACKS:** Bruce Smith 5.0, Marco Coleman 4.5, Dan Wilkinson 4.0, Kenard Lang 4.0, Kevin Mitchell 2.0, Keith Lyle 1.0, David Terrell 1.0, Eddie Mason 1.0, Jerry DeLoach 1.0, Antonio Pierce 1.0, LaVar Arrington 0.5

**NOTABLE Record (Finish):** 8-8 (2nd NFC East)

**National Honors:** LB LaVar Arrington: Pro Bowl, AP Second Team, Sports Illustrated All-Pro Team, Pro Football Weekly All-NFC Team, Football Digest All-Pro Second Team, Football News All-NFC Team; CB Champ Bailey Pro Bowl; WR Rod Gardner: Pro Football Weekly All-Rookie Team, All-NFL Rookie Team; T Chris Samuels: Pro Bowl, Pro Football Weekly All-NFC Team; CB Fred Smoot; Pro Football Weekly All-Rookie Team, All-NFL Rookie Team

**Starters:** Offense: RB Stephen Davis [16], WR Rod Gardner [16], RT Jon Jansen [16], C Cory Raymer [16], LT Chris Samuels [16], LG Dave Szott [16], WR Michael Westbrook [16], QB Tony Banks [14], FB Donnell Bennett [14], TE Walter Rasby [11], RB Ben Coleman [10], RG Matt Campbell [5], TE Stephen Alexander [4], QB Jeff George [2], RG David Brandt [1], FB Bryan Johnson [FB], TE Zeron Flemister [1]

Defense: LCB Champ Bailey [16], DT Kenard Lang [16], LDT Dan Wilkinson [16], FS David Terrell [16], SS Sam Shade [15], RE Bruce Smith [14], LaVar Arrington [14], RCB Fred Smoot [13], MLB Kevin Mitchell [13], LE Marco Coleman [12], LB Robert Jones [9], LB Antonio Pierce [8], DT Jerry DeLoach [4], CB Darrell Green [4], LB Shawn Barber [3], DE Dorian Booze [2], Eddie Mason [1]

# YEARLY STATS

## 2002 (7-9) // COACH STEVE SPURRIER

| Date     | W/L | Opponent           | Score  |
|----------|-----|--------------------|--------|
| Sept. 8  | W   | Arizona            | 85,140 |
| Sept. 16 | L   | Philadelphia       | 84,982 |
| Sept. 22 | L   | at San Francisco   | 67,541 |
| Oct. 6   | W   | at Tennessee       | 68,804 |
| Oct. 13  | L   | New Orleans        | 80,768 |
| Oct. 20  | L   | at Green Bay       | 63,363 |
| Oct. 27  | W   | Indianapolis       | 80,169 |
| Nov. 3   | W   | at Seattle         | 64,325 |
| Nov. 10  | L   | at Jacksonville    | 66,665 |
| Nov. 17  | L   | at New York Giants | 78,727 |
| Nov. 24  | W   | St. Louis          | 79,823 |
| Nov. 28  | L   | at Dallas          | 63,606 |
| Dec. 8   | L   | New York Giants    | 78,635 |
| Dec. 15  | L   | at Philadelphia    | 65,615 |
| Dec. 22  | W   | Houston            | 70,291 |
| Dec. 29  | W   | Dallas             | 84,142 |

|                          | Redskins | Opponents |
|--------------------------|----------|-----------|
| <b>TOTAL FIRST DOWNS</b> | 303      | 281       |
| Rushing                  | 107      | 96        |
| Passing                  | 165      | 155       |
| Penalty                  | 31       | 30        |
| 3rd Down: Made/Att       | 88/221   | 79/225    |
| 3rd Down Pct.            | 52.0     | 36.4      |
| 4th Down: Made/Att       | 13/25    | 4/11      |
| 4th Down Pct.            | 52.0     | 36.4      |

|                        | Redskins | Opponents |
|------------------------|----------|-----------|
| <b>POSSESSION AVG.</b> | 29:36    | 30:24     |
| <b>TOTAL NET YARDS</b> | 5,143    | 4,787     |
| Avg. Per Game          | 321.4    | 299.2     |
| Total Plays            | 1,039    | 1,006     |
| Avg. Per Play          | 4.9      | 4.8       |

|                          | Redskins | Opponents |
|--------------------------|----------|-----------|
| <b>NET YARDS RUSHING</b> | 1,889    | 1,754     |
| Avg. Per Game            | 118.1    | 109.6     |
| Total Rushes             | 442      | 435       |

|                          | Redskins | Opponents |
|--------------------------|----------|-----------|
| <b>NET YARDS PASSING</b> | 3,254    | 3,033     |
| Avg. Per Game            | 203.4    | 189.6     |
| Sack/Yards Lost          | 38/269   | 40/250    |
| Gross Yards              | 3,523    | 3,283     |
| Attempts/Completions     | 559/300  | 531/304   |
| Completion Pct.          | 53.7     | 57.3      |
| Had Intercepted          | 20       | 14        |

|                         | Redskins | Opponents |
|-------------------------|----------|-----------|
| <b>PUNTS/AVERAGE</b>    | 73/39.1  | 86/39.5   |
| <b>NET PUNTING AVG.</b> | 30.0     | 32.7      |
| <b>PENALTIES/YARDS</b>  | 116/972  | 119/972   |

|                     | Redskins | Opponents |
|---------------------|----------|-----------|
| <b>FUMBLES/LOST</b> | 34/20    | 26/12     |
| <b>TOUCHDOWNS</b>   | 37       | 39        |
| Rushing             | 10       | 14        |
| Passing             | 24       | 19        |
| Returns             | 3        | 6         |

|                         | Q1 | Q2  | Q3 | Q4 | OT | PTS |
|-------------------------|----|-----|----|----|----|-----|
| <b>SCORE BY PERIODS</b> |    |     |    |    |    |     |
| WASHINGTON              | 40 | 132 | 78 | 57 | 0  | 307 |
| Opponents               | 74 | 133 | 67 | 91 | 0  | 365 |

|                | TD | Ru | Pa | Rt | PAT   | FG    | 2-Pt. | TP  |
|----------------|----|----|----|----|-------|-------|-------|-----|
| <b>SCORING</b> |    |    |    |    |       |       |       |     |
| Tuthill        | 0  | 0  | 0  | 0  | 20/21 | 10/16 | 0     | 50  |
| Gardner        | 8  | 0  | 8  | 0  | 0/0   | 0/0   | 0     | 48  |
| Davis          | 8  | 7  | 1  | 0  | 0/0   | 0/0   | 0     | 48  |
| Cortez         | 0  | 0  | 0  | 0  | 9/9   | 5/8   | 0     | 24  |
| Thompson       | 4  | 0  | 4  | 0  | 0/0   | 0/0   | 0     | 24  |
| WASHINGTON     | 37 | 10 | 24 | 3  | 33/34 | 16/25 | 1     | 307 |
| Opponents      | 39 | 14 | 19 | 6  | 36/36 | 31/34 | 1     | 365 |

|                | No. | Yards | Avg. | Lg  | TD |
|----------------|-----|-------|------|-----|----|
| <b>RUSHING</b> |     |       |      |     |    |
| Davis          | 207 | 820   | 4.0  | 33  | 7  |
| Watson         | 116 | 534   | 4.6  | 24  | 1  |
| Betts          | 65  | 307   | 4.7  | 27  | 1  |
| WASHINGTON     | 442 | 1,889 | 4.3  | 33  | 10 |
| Opponents      | 435 | 1,754 | 4.0  | 47t | 14 |

|                | Att | Comp | Yards | Cmp% | Yards/Att | TD | TD% | Int | Int% | Long | Sack/Lost | Rating |
|----------------|-----|------|-------|------|-----------|----|-----|-----|------|------|-----------|--------|
| <b>PASSING</b> |     |      |       |      |           |    |     |     |      |      |           |        |
| Matthews       | 237 | 124  | 1,251 | 52.3 | 5.3       | 11 | 4.6 | 6   | 2.5  | 43t  | 9/54      | 72.6   |
| Ramsey         | 227 | 117  | 1,539 | 51.5 | 6.8       | 9  | 4.0 | 8   | 3.5  | 62t  | 18/132    | 71.8   |
| Wuerffel       | 92  | 58   | 719   | 63.0 | 7.8       | 3  | 3.3 | 6   | 6.5  | 40t  | 11/83     | 70.9   |
| WASHINGTON     | 559 | 300  | 3,523 | 53.7 | 6.3       | 24 | 4.3 | 20  | 3.6  | 62t  | 38/269    | 72.5   |
| Opponents      | 531 | 304  | 3,283 | 57.3 | 6.2       | 19 | 3.6 | 14  | 2.6  | 58   | 40/250    | 76.5   |

|                  | No. | Yards | Avg. | Lg  | TD |
|------------------|-----|-------|------|-----|----|
| <b>RECEIVING</b> |     |       |      |     |    |
| Gardner          | 71  | 1,006 | 14.2 | 43t | 8  |
| Thompson         | 53  | 773   | 14.6 | 47  | 4  |
| Watson           | 32  | 253   | 7.9  | 62t | 1  |
| Davis            | 23  | 142   | 6.2  | 14t | 1  |
| WASHINGTON       | 300 | 3,523 | 11.7 | 62t | 24 |
| Opponents        | 304 | 3,283 | 10.8 | 58  | 19 |

|                      | No. | Yards | Avg. | Lg  | TD |
|----------------------|-----|-------|------|-----|----|
| <b>INTERCEPTIONS</b> |     |       |      |     |    |
| Smoot                | 4   | 12    | 3.0  | 12  | 0  |
| Ohalete              | 3   | 109   | 36.3 | 78t | 1  |
| Bailey               | 3   | 2     | 0.7  | 2   | 0  |
| WASHINGTON           | 14  | 173   | 12.4 | 78t | 1  |
| Opponents            | 20  | 212   | 10.6 | 85t | 2  |

|                | No. | Yards | Avg. | Net  | TB | In | Lg | Blk |
|----------------|-----|-------|------|------|----|----|----|-----|
| <b>PUNTING</b> |     |       |      |      |    |    |    |     |
| Barker         | 48  | 1,924 | 40.1 | 30.0 | 5  | 12 | 63 | 0   |
| Jarrett        | 20  | 771   | 38.6 | 30.5 | 2  | 5  | 74 | 1   |
| WASHINGTON     | 72  | 2,855 | 39.1 | 30.0 | 8  | 17 | 74 | 1   |
| Opponents      | 85  | 3,399 | 39.5 | 32.7 | 7  | 28 | 64 | 1   |

|                     | Ret | FC | Yards | Avg. | Lg  | TD |
|---------------------|-----|----|-------|------|-----|----|
| <b>PUNT RETURNS</b> |     |    |       |      |     |    |
| Bailey              | 24  | 4  | 238   | 9.9  | 39  | 0  |
| Green               | 17  | 9  | 174   | 10.2 | 90t | 1  |
| WASHINGTON          | 43  | 13 | 450   | 10.5 | 90t | 1  |
| Opponents           | 37  | 5  | 507   | 13.7 | 83t | 1  |

|                        | No. | Yards | Avg. | Lg  | TD |
|------------------------|-----|-------|------|-----|----|
| <b>KICKOFF RETURNS</b> |     |       |      |     |    |
| Betts                  | 28  | 690   | 24.6 | 60  | 0  |
| Watson                 | 23  | 496   | 21.6 | 28  | 0  |
| WASHINGTON             | 78  | 1,617 | 20.7 | 60  | 0  |
| Opponents              | 62  | 1,392 | 22.5 | 90t | 1  |

|                    | 1-19 | 20-29 | 30-39 | 40-49 | 50+ |
|--------------------|------|-------|-------|-------|-----|
| <b>FIELD GOALS</b> |      |       |       |       |     |
| Tuthill            | 0/0  | 3/3   | 4/7   | 2/5   | 1/1 |
| Cortez             | 0/0  | 3/3   | 1/1   | 1/4   | 0/0 |
| WASHINGTON         | 0/0  | 6/6   | 7/10  | 3/9   | 1/1 |
| Opponents          | 1/1  | 10/10 | 10/12 | 10/10 | 0/1 |

|                | T   | S  | A  | TFL | PD | FF | FR |
|----------------|-----|----|----|-----|----|----|----|
| <b>DEFENSE</b> |     |    |    |     |    |    |    |
| Arrington      | 107 | 73 | 34 | 7   | 8  | 4  | 3  |
| Armstead       | 107 | 72 | 35 | 7   | 5  | 1  | 3  |
| Trotter        | 104 | 72 | 32 | 7   | 6  | 0  | 0  |

**SACKS:** LaVar Arrington 11.0, Bruce Smith 9.0, Daryl Gardener 4.0, Jessie Armstead 3.0, Carl Powell 3.0, Renaldo Wynn 2.5, LaDairis Jackson 2.5, Delbert Cowsette 2.0, Ifeyani Ohalete 1.0, Andre Lott 1.0, Sam Shade 1.0

**NOTABLE Record [Finish]:** 7-9 (3rd NFC East)

**Honors:** LB LaVar Arrington: Pro Bowl, Pro Football Weekly All-NFC Team; Champ Bailey: Pro Bowl, B.J. Blanchard Award; Chris Samuels Pro Bowl

**Starters:** Offense: WR Rod Gardner (16), RT Jon Jansen (16), C Larry Moore (16), LT Chris Samuels (15), RB Stephen Davis (12), FB Bryan Johnson (12), LG David Loverne (11), RG Wilbert Brown (9), TE Walter Rasby (9), TE Zeron Flemister (7), QB Shane Matthews (7), QB Patrick Ramsey (5), RB Brenden Stai (5), RB Kenny Watson (4), QB Danny Wuerffel (4), WR Chris Doering (3), G Tre Johnson (3), OL Alex Sulfsted (3), Kipp Vickers (2), Kevin Lockett (2), Darmerne McCants (1)

Defense: LB Jessie Armstead (16), LB LaVar Arrington (16), LCB Champ Bailey (16), DE Bruce Smith (16), CB Fred Smoot (16), S David Terrell (16), LE Renaldo Wynn (16), Daryl Gardener (15), Jeremiah Trotter (12), Dan Wilkinson (11), Ifeanyi Ohalete (10), CB Darrell Green (4), DT Carl Powell (4), MLB Kevin Mitchell (3), S Sam Shade (3), Rashad Bauman (1), Antonio Pierce (1)

# YEARLY STATS

## 2003 (5-11) // COACH STEVE SPURRIER

|          |   |            |                    |        |
|----------|---|------------|--------------------|--------|
| Sept. 4  | W | 16-13      | New York Jets      | 85,420 |
| Sept. 14 | W | 33-31      | at Atlanta         | 70,241 |
| Sept. 21 | L | 21-24 (OT) | New York Giants    | 84,856 |
| Sept. 28 | W | 20-17      | New England        | 83,632 |
| Oct. 5   | L | 25-27      | at Philadelphia    | 67,792 |
| Oct. 12  | L | 13-35      | Tampa Bay          | 85,490 |
| Oct. 19  | L | 7-24       | at Buffalo         | 73,149 |
| Nov. 2   | L | 14-21      | at Dallas          | 64,002 |
| Nov. 9   | W | 27-20      | Seattle            | 80,728 |
| Nov. 16  | L | 17-20      | at Carolina        | 73,263 |
| Nov. 23  | L | 23-24      | at Miami           | 73,578 |
| Nov. 30  | L | 20-24      | New Orleans        | 76,821 |
| Dec. 7   | W | 20-7       | at New York Giants | 78,217 |
| Dec. 14  | L | 0-27       | Dallas             | 70,284 |
| Dec. 21  | L | 24-27      | at Chicago         | 61,719 |
| Dec. 27  | L | 7-31       | Philadelphia       | 76,766 |

|                          | Redskins | Opponents |
|--------------------------|----------|-----------|
| <b>TOTAL FIRST DOWNS</b> | 272      | 325       |
| Rushing                  | 95       | 122       |
| Passing                  | 156      | 176       |
| Penalty                  | 21       | 27        |
| 3rd Down: Made/Att       | 73/215   | 84/209    |
| 3rd Down Pct.            | 34.0     | 40.2      |
| 4th Down: Made/Att       | 8/14     | 8/11      |
| 4th Down Pct.            | 57.1     | 72.7      |

|                        | Redskins | Opponents |
|------------------------|----------|-----------|
| <b>POSSESSION AVG.</b> | 28:45    | 31:15     |
| <b>TOTAL NET YARDS</b> | 4,659    | 5,412     |
| Avg. Per Game          | 291.2    | 338.3     |
| Total Plays            | 991      | 1,014     |
| Avg. Per Play          | 4.7      | 5.3       |

|                          | Redskins | Opponents |
|--------------------------|----------|-----------|
| <b>NET YARDS RUSHING</b> | 1,653    | 2,217     |
| Avg. Per Game            | 103.3    | 138.6     |
| Total Rushes             | 421      | 504       |
| <b>NET YARDS PASSING</b> | 3,006    | 3,195     |
| Avg. Per Game            | 187.9    | 199.7     |
| Sack/Yards Lost          | 43/267   | 27/159    |
| Gross Yards              | 3,273    | 3,354     |
| Attempts/Completions     | 527/283  | 483/285   |
| Completion Pct.          | 53.7     | 59.0      |
| Had Intercepted          | 16       | 17        |

|                         |          |         |
|-------------------------|----------|---------|
| <b>PUNTS/AVERAGE</b>    | 84/40.2  | 71/42.2 |
| <b>NET PUNTING AVG.</b> | 34.3     | 36.5    |
| <b>PENALTIES/YARDS</b>  | 124/1038 | 95/835  |
| <b>FUMBLES/LOST</b>     | 21/12    | 26/13   |
| <b>TOUCHDOWNS</b>       | 30       | 45      |
| Rushing                 | 8        | 20      |
| Passing                 | 21       | 23      |
| Returns                 | 1        | 2       |

|            | Q1 | Q2  | Q3 | Q4  | OT | PTS |
|------------|----|-----|----|-----|----|-----|
| WASHINGTON | 40 | 113 | 59 | 75  | 0  | 287 |
| Opponents  | 78 | 106 | 76 | 109 | 3  | 372 |

|            | TD | Ru | Pa | Rt | PAT   | FG    | 2-Pt. | TP  |
|------------|----|----|----|----|-------|-------|-------|-----|
| Hall       | 0  | 0  | 0  | 0  | 26/27 | 25/33 | 0     | 101 |
| McCants    | 6  | 0  | 6  | 0  | 0/0   | 0/0   | 0     | 40  |
| Coles      | 6  | 0  | 6  | 0  | 0/0   | 0/0   | 0     | 36  |
| Gardner    | 5  | 0  | 5  | 0  | 0/0   | 0/0   | 0     | 30  |
| WASHINGTON | 30 | 8  | 21 | 1  | 26/27 | 25/33 | 1     | 287 |
| Opponents  | 45 | 20 | 23 | 2  | 45/45 | 19/31 | 0     | 372 |

|            | No. | Yards | Avg. | Lg  | TD |
|------------|-----|-------|------|-----|----|
| Candidate  | 142 | 600   | 4.2  | 38  | 1  |
| Cartwright | 107 | 411   | 3.8  | 22  | 4  |
| Betts      | 77  | 255   | 3.3  | 13t | 2  |
| Morton     | 48  | 216   | 4.5  | 27  | 0  |
| WASHINGTON | 421 | 1,653 | 3.9  | 38  | 8  |
| Opponents  | 504 | 2,217 | 4.4  | 52  | 20 |

|            | Att | Comp | Yards | Cmp% | Yards/Att | TD | TD% | Int | Int% | Long | Sack/Lost | Rating |
|------------|-----|------|-------|------|-----------|----|-----|-----|------|------|-----------|--------|
| Ramsey     | 337 | 179  | 2,166 | 53.1 | 6.4       | 14 | 4.2 | 9   | 2.7  | 64   | 30/206    | 75.8   |
| Hasselbeck | 177 | 95   | 1,012 | 53.7 | 5.7       | 5  | 2.8 | 7   | 4.0  | 40   | 9/44      | 63.6   |
| WASHINGTON | 527 | 283  | 3,273 | 53.7 | 6.2       | 21 | 4.0 | 16  | 3.0  | 64   | 43/267    | 73.3   |
| Opponents  | 483 | 285  | 3,354 | 59.0 | 7.0       | 23 | 4.8 | 17  | 3.5  | 80t  | 27/159    | 81.4   |

|                  | No. | Yards | Avg. | Lg  | TD |
|------------------|-----|-------|------|-----|----|
| <b>RECEIVING</b> |     |       |      |     |    |
| Coles            | 82  | 1,204 | 14.7 | 64  | 6  |
| Gardner          | 59  | 600   | 10.2 | 35  | 5  |
| McCants          | 27  | 360   | 13.3 | 32t | 6  |
| Cartwright       | 18  | 176   | 9.8  | 40  | 0  |
| WASHINGTON       | 283 | 3,273 | 11.6 | 64  | 21 |
| Opponents        | 285 | 3,354 | 11.8 | 80t | 23 |

|                      | No. | Yards | Avg. | Lg  | TD |
|----------------------|-----|-------|------|-----|----|
| <b>INTERCEPTIONS</b> |     |       |      |     |    |
| Smoot                | 4   | 35    | 8.8  | 35  | 0  |
| Ohaleta              | 3   | 60    | 20.0 | 30  | 0  |
| Bowen                | 3   | 44    | 14.7 | 44  | 0  |
| WASHINGTON           | 17  | 184   | 10.8 | 44  | 0  |
| Opponents            | 16  | 178   | 11.1 | 44t | 2  |

|                | No. | Yards | Avg. | Net  | TB | In | Lg | Blk |
|----------------|-----|-------|------|------|----|----|----|-----|
| <b>PUNTING</b> |     |       |      |      |    |    |    |     |
| Barker         | 84  | 3,377 | 40.2 | 34.3 | 5  | 24 | 69 | 0   |
| Opponents      | 71  | 2,997 | 42.2 | 36.5 | 10 | 20 | 59 | 0   |

|                     | Ret | FC | Yards | Avg. | Lg | TD |
|---------------------|-----|----|-------|------|----|----|
| <b>PUNT RETURNS</b> |     |    |       |      |    |    |
| Morton              | 19  | 16 | 188   | 9.9  | 28 | 0  |
| P. Johnson          | 3   | 3  | 17    | 5.7  | 11 | 0  |
| WASHINGTON          | 22  | 19 | 205   | 9.3  | 28 | 0  |
| Opponents           | 40  | 16 | 393   | 9.8  | 36 | 0  |

|                        | No. | Yards | Avg. | Lg  | TD |
|------------------------|-----|-------|------|-----|----|
| <b>KICKOFF RETURNS</b> |     |       |      |     |    |
| Morton                 | 44  | 1,029 | 23.4 | 94t | 1  |
| P. Johnson             | 13  | 310   | 23.8 | 50  | 0  |
| WASHINGTON             | 66  | 1,482 | 22.5 | 94t | 1  |
| Opponents              | 60  | 1,238 | 20.6 | 52  | 0  |

|                    | 1-19 | 20-29 | 30-39 | 40-49 | 50+ |
|--------------------|------|-------|-------|-------|-----|
| <b>FIELD GOALS</b> |      |       |       |       |     |
| J. Hall            | 0/0  | 8/8   | 7/9   | 6/9   | 4/7 |
| Opponents          | 1/1  | 9/10  | 4/7   | 3/8   | 2/5 |

|                | T   | S  | A  | TFL | PD | FF | FR |
|----------------|-----|----|----|-----|----|----|----|
| <b>DEFENSE</b> |     |    |    |     |    |    |    |
| Trotter        | 129 | 88 | 41 | 2   | 8  | 1  | 1  |
| Arrington      | 116 | 71 | 45 | 5   | 20 | 7  | 2  |
| Ohaleta        | 105 | 72 | 33 | 1   | 8  | 2  | 1  |

**SACKS:** Jessie Armstead 6.5, LaVar Arrington 6.0, Bruce Smith 5.0, Bernard Holsey 2.5, Renaldo Wynn 2.0, Jeremiah Trotter 1.5, Lionel Dalton 1.0, Regan Upshaw 1.0, Peppi Zellner 1.0, Lemar Marshall 0.5

**NOTABLE RECORD (Finish):** 5-11 (3rd NFC East)

**Honors:** LB LaVar Arrington: Pro Bowl; CB Champ Bailey: Pro Bowl, B.J. Blanchard Award; WR Laveranues Coles: Pro Bowl; CB Fred Smoot: Ed Block Courage Award, Quarterback Club Player of the Year

**Starters:** Offense: RB Trung Canidate (10), FB Rock Cartwright (3), TE Byron Chamberlain (1), WR Laveranues Coles (16), LG Derrick Dockery (13), LG Dave Fiore (3), TE Zeron Flemister (9), C Lennie Friedman (8), WR Rod Gardner (16), QB Tim Hasselbeck (5), RT Jon Jansen (16), FB Bryan Johnson (11), WR Patrick Johnson (2), WR Darnerien McCants (1), C Larry Moore (8), RB Chad Morton (2), QB Patrick Ramsey (11), TE Robert Royal (6), LT Chris Samuels (13), RG Randy Thomas (16), TE Kevin Ware (2), LT Brandon Winey (3)

**Defense:** OLB Jessie Armstead (15), OLB LaVar Arrington (16), CB Champ Bailey (16), CB Rashad Bauman (2), S Matt Bowen (16), DT Martin Chase (3), DT Lionel Dalton (9), DB Todd Franz (2), DT Jermaine Haley (5), DT Bernard Holsey (16), S Ifeanyi Ohaleta (14), Bruce Smith (8), MLB Jeremiah Trotter (16), DE Regan Upshaw (8), DE Renaldo Wynn (16)

# YEARLY STATS

## 2004 [6-10] // COACH JOE GIBBS

|          |   |       |                    |        |
|----------|---|-------|--------------------|--------|
| Sept. 12 | W | 16-10 | Tampa Bay          | 90,088 |
| Sept. 19 | L | 14-20 | at New York Giants | 78,767 |
| Sept. 27 | L | 18-21 | Dallas             | 90,367 |
| Oct. 3   | L | 13-17 | at Cleveland       | 73,348 |
| Oct. 10  | L | 10-17 | Baltimore          | 90,287 |
| Oct. 17  | W | 13-10 | at Chicago         | 61,945 |
| Oct. 31  | L | 14-28 | Green Bay          | 89,295 |
| Nov. 7   | W | 17-10 | at Detroit         | 62,657 |
| Nov. 14  | L | 10-17 | Cincinnati         | 87,786 |
| Nov. 21  | L | 6-28  | at Philadelphia    | 67,720 |
| Nov. 28  | L | 7-16  | at Pittsburgh      | 63,707 |
| Dec. 5   | W | 31-7  | New York Giants    | 87,872 |
| Dec. 12  | L | 14-17 | Philadelphia       | 90,089 |
| Dec. 18  | W | 26-16 | at San Francisco   | 65,710 |
| Dec. 26  | L | 10-13 | at Dallas          | 63,705 |
| Jan. 2   | W | 21-18 | Minnesota          | 76,876 |

| TOTAL FIRST DOWNS  |  | Redskins | Opponents |
|--------------------|--|----------|-----------|
| Rushing            |  | 269      | 251       |
| Passing            |  | 91       | 67        |
| Penalty            |  | 156      | 153       |
| 3rd Down: Made/Att |  | 70/221   | 70/226    |
| 3rd Down Pct.      |  | 31.7     | 31.0      |
| 4th Down: Made/Att |  | 4/11     | 7/17      |
| 4th Down Pct.      |  | 36.4     | 41.2      |

| POSSESSION AVG. |  | Redskins | Opponents |
|-----------------|--|----------|-----------|
| TOTAL NET YARDS |  | 31:19    | 28:41     |
| Avg. Per Game   |  | 4,397    | 4,281     |
| Total Plays     |  | 274.8    | 267.6     |
| Avg. Per Play   |  | 1,023    | 974       |
| Avg. Per Play   |  | 4.3      | 4.4       |

| NET YARDS RUSHING |  | Redskins | Opponents |
|-------------------|--|----------|-----------|
| Avg. Per Game     |  | 1,765    | 1,304     |
| Total Rushes      |  | 110.3    | 81.5      |
| Avg. Per Game     |  | 471      | 419       |

| NET YARDS PASSING    |  | Redskins | Opponents |
|----------------------|--|----------|-----------|
| Avg. Per Game        |  | 2,632    | 2,977     |
| Sacked/Yards Lost    |  | 164.5    | 186.1     |
| Gross Yards          |  | 38/242   | 40/245    |
| Attempts/Completions |  | 2,874    | 3,222     |
| Completion Pct.      |  | 514/288  | 515/284   |
| Had Intercepted      |  | 56.0     | 57.1      |

| PUNTS/AVERAGE    |  | Redskins  | Opponents |
|------------------|--|-----------|-----------|
| NET PUNTING AVG. |  | 104/43.7  | 104/40.2  |
| PENALTIES/YARDS  |  | 35.2      | 35.9      |
| FUMBLES/LOST     |  | 115/1,047 | 97/797    |

| TOUCHDOWNS |  | Redskins | Opponents |
|------------|--|----------|-----------|
| Rushing    |  | 20/10    | 17/8      |
| Passing    |  | 26       | 30        |
| Returns    |  | 6        | 7         |
| Returns    |  | 18       | 17        |
| Returns    |  | 2        | 6         |

| SCORE BY PERIODS |  | Q1 | Q2 | Q3 | Q4 | OT | PTS |
|------------------|--|----|----|----|----|----|-----|
| WASHINGTON       |  | 54 | 80 | 34 | 72 | 0  | 240 |
| Opponents        |  | 44 | 78 | 69 | 74 | 0  | 285 |

| SCORING    |  | TD | Ru | Pa | Rt | PAT   | FG    | 2-Pt. | TP  |
|------------|--|----|----|----|----|-------|-------|-------|-----|
| Portis     |  | 7  | 5  | 2  | 0  | 0/0   | 0/0   | 0     | 42  |
| Hall       |  | 0  | 0  | 0  | 0  | 13/13 | 8/11  | 0     | 37  |
| Cooley     |  | 6  | 0  | 6  | 0  | 0/0   | 0/0   | 0     | 36  |
| Gardner    |  | 5  | 0  | 5  | 0  | 0/0   | 0/0   | 0     | 30  |
| WASHINGTON |  | 26 | 6  | 18 | 2  | 25/25 | 19/27 | 0     | 240 |
| Opponents  |  | 30 | 7  | 17 | 6  | 28/28 | 17/20 | 1     | 265 |

| RUSHING    |  | No. | Yards | Avg. | Lg  | TD |
|------------|--|-----|-------|------|-----|----|
| Portis     |  | 343 | 1,315 | 3.8  | 64t | 5  |
| Betts      |  | 90  | 371   | 4.1  | 27  | 1  |
| Brunell    |  | 19  | 62    | 3.3  | 21  | 0  |
| WASHINGTON |  | 471 | 1,765 | 3.7  | 64t | 6  |
| Opponents  |  | 419 | 1,304 | 3.1  | 26  | 7  |

| PASSING    |  | Att | Comp | Yards | Cmp% | Yards/Att | TD | TD% | Int | Int% | Long | Sack/Lost | Rating |
|------------|--|-----|------|-------|------|-----------|----|-----|-----|------|------|-----------|--------|
| Ramsey     |  | 272 | 169  | 1,665 | 62.1 | 6.1       | 10 | 3.7 | 11  | 4.0  | 51   | 23/137    | 74.8   |
| Brunell    |  | 237 | 118  | 1,194 | 49.8 | 5.0       | 7  | 3.0 | 6   | 2.5  | 49   | 15/105    | 63.9   |
| WASHINGTON |  | 514 | 288  | 2,874 | 56.0 | 5.6       | 18 | 3.5 | 17  | 3.3  | 51   | 38/242    | 70.0   |
| Opponents  |  | 515 | 294  | 3,222 | 57.1 | 6.3       | 17 | 3.3 | 18  | 3.5  | 80   | 40/245    | 72.2   |

| RECEIVING  |  | No. | Yards | Avg. | Lg | TD |
|------------|--|-----|-------|------|----|----|
| Coles      |  | 90  | 950   | 10.6 | 45 | 1  |
| Gardner    |  | 51  | 650   | 12.7 | 51 | 5  |
| Portis     |  | 40  | 235   | 5.9  | 18 | 2  |
| WASHINGTON |  | 288 | 2,874 | 10.0 | 51 | 18 |
| Opponents  |  | 294 | 3,222 | 11.0 | 80 | 17 |

| INTERCEPTIONS |  | No. | Yards | Avg. | Lg  | TD |
|---------------|--|-----|-------|------|-----|----|
| Springs       |  | 5   | 117   | 23.4 | 38  | 0  |
| Taylor        |  | 4   | 85    | 21.3 | 45  | 0  |
| Smoot         |  | 3   | 17    | 5.7  | 17  | 0  |
| WASHINGTON    |  | 18  | 405   | 22.5 | 78t | 1  |
| Opponents     |  | 17  | 201   | 11.8 | 70t | 1  |

| PUNTING    |  | No. | Yards | Avg. | Net  | TB | In | Lg | Blk |
|------------|--|-----|-------|------|------|----|----|----|-----|
| Tupa       |  | 103 | 4,544 | 44.1 | 35.2 | 8  | 30 | 61 | 1   |
| WASHINGTON |  | 104 | 4,544 | 43.7 | 35.2 | 8  | 30 | 61 | 1   |
| Opponents  |  | 104 | 4,180 | 40.2 | 35.9 | 6  | 26 | 58 | 2   |

| PUNT RETURNS |  | Ret | FC | Yards | Avg. | Lg  | TD |
|--------------|--|-----|----|-------|------|-----|----|
| Thrash       |  | 19  | 8  | 162   | 8.5  | 43  | 0  |
| Morton       |  | 13  | 12 | 80    | 6.2  | 14  | 0  |
| A. Brown     |  | 10  | 2  | 89    | 8.9  | 39  | 0  |
| WASHINGTON   |  | 42  | 23 | 331   | 7.9  | 43  | 0  |
| Opponents    |  | 65  | 11 | 727   | 11.2 | 78t | 1  |

| KICKOFF RETURNS |  | No. | Yards | Avg. | Lg  | TD |
|-----------------|--|-----|-------|------|-----|----|
| Betts           |  | 23  | 528   | 23.0 | 70  | 0  |
| Morton          |  | 16  | 358   | 22.4 | 49  | 0  |
| WASHINGTON      |  | 55  | 1,203 | 21.9 | 70  | 0  |
| Opponents       |  | 57  | 1,223 | 21.5 | 92t | 1  |

| FIELD GOALS |  | 1-19 | 20-29 | 30-39 | 40-49 | 50+ |
|-------------|--|------|-------|-------|-------|-----|
| Hall        |  | 1/1  | 3/3   | 3/3   | 1/3   | 0/1 |
| Kimrin      |  | 0/0  | 3/3   | 2/3   | 1/3   | 0/1 |
| Chandler    |  | 0/0  | 4/4   | 0/0   | 1/1   | 0/1 |
| WASHINGTON  |  | 1/1  | 10/10 | 5/6   | 3/7   | 0/3 |
| Opponents   |  | 0/0  | 4/4   | 9/9   | 4/6   | 0/1 |

| DEFENSE    |  | T   | S   | A  | TFL | PD | FF | FR |
|------------|--|-----|-----|----|-----|----|----|----|
| Pierce     |  | 160 | 109 | 51 | 1   | 2  | 1  | 2  |
| Washington |  | 130 | 102 | 28 | 9   | 3  | 1  | 1  |
| Griffin    |  | 96  | 65  | 31 | 15  | 1  | 1  | 1  |

**SACKS:** Cornelius Griffin 6.0, Shawn Springs 6.0, Marcus Washington 5.4, Ron Warner 3.5, Renaldo Wynn 3.0, Chris Clemons 3.0, Demetric Evans 2.5, Joe Salave'a 2.0, Matt Bowen 2.0, Lemar Marshall 1.5, Antonio Pierce 1.0, Sean Taylor 1.0, Brandon Noble 1.0, LaVar Arrington 1.0, Phillip Daniels 1.0, Jermaine Haley 1.0

**NOTABLE Record (Finish):** 6-10 (2nd NFC East)

**Honors:** LB Marcus Washington, Pro Bowler; CB Fred Smoot, B.J. Blanchard Award; DL Brandon Noble, Ed Block Courage Award; DL Cornelius Griffin, Quarterback Club Player of the Year

**Starters:** Offense: WR Rod Gardner (14), LT Chris Samuels (16), LG Derrick Dockery (16), C Lennie Friedman (2), C Cory Raymer (14), RG Randy Thomas (15), RT Ray Brown (13), TE Walter Rasby (6), TE Robert Royal (9), WR Laveranues Coles (16), QB Mark Brunell (9), QB Patrick Ramsey (7), RB Clinton Portis (15), HB Chris Cooley (9), WR James Thrash (3), WR Taylor Jacobs (4)

Defense: LE Renaldo Wynn (16), LT Joe Salave'a (9), LT Brandon Noble (7), RT Cornelius Griffin (15), RE Phillip Daniels (5), RE Ron Warner (2), RE Demetric Evans (8), WLB LaVar Arrington (2), WLB Lemar Marshall (17), MLB Antonio Pierce (16), SLB Marcus Washington (16), LCB Shawn Springs (15), RCB Fred Smoot (15), SS Matt Bowen (5), SS Ryan Clark (11), FS Andre Lott (3), FS Sean Taylor (13), CB Walt Harris (2)

# YEARLY STATS

## 2005 (10-6) // COACH JOE GIBBS

|          |   |            |                    |        |
|----------|---|------------|--------------------|--------|
| Sept. 11 | W | 9-7        | Chicago            | 90,138 |
| Sept. 19 | W | 14-13      | at Dallas          | 65,207 |
| Oct. 2   | W | 20-17 (OT) | Seattle            | 90,215 |
| Oct. 9   | L | 19-21      | at Denver          | 75,880 |
| Oct. 16  | L | 21-28      | at Kansas City     | 78,083 |
| Oct. 23  | W | 52-17      | San Francisco      | 90,224 |
| Oct. 30  | L | 0-36       | at New York Giants | 78,630 |
| Nov. 6   | W | 17-10      | Philadelphia       | 90,298 |
| Nov. 13  | L | 35-36      | at Tampa Bay       | 65,421 |
| Nov. 20  | L | 13-16      | Oakland            | 90,129 |
| Nov. 27  | L | 17-23 (OT) | San Diego          | 84,930 |
| Dec. 4   | W | 24-9       | at St. Louis       | 65,701 |
| Dec. 11  | W | 17-13      | at Arizona         | 46,654 |
| Dec. 18  | W | 35-7       | Dallas             | 90,588 |
| Dec. 24  | W | 35-20      | New York Giants    | 90,477 |
| Jan. 1   | W | 31-20      | at Philadelphia    | 67,700 |
| Playoffs |   |            |                    |        |
| Jan. 7   | W | 17-10      | at Tampa Bay       | 65,514 |
| Jan. 14  | L | 10-20      | at Seattle         | 67,551 |

|                          | Redskins | Opponents |
|--------------------------|----------|-----------|
| <b>TOTAL FIRST DOWNS</b> | 301      | 258       |
| Rushing                  | 114      | 74        |
| Passing                  | 166      | 158       |
| Penalty                  | 21       | 26        |
| 3rd Down: Made/Att       | 97/230   | 81/222    |
| 3rd Down Pct.            | 42.2     | 36.5      |
| 4th Down: Made/Att       | 6/11     | 5/13      |
| 4th Down Pct.            | 54.5     | 38.5      |
| <b>POSSESSION AVG.</b>   | 31:33    | 28:27     |
| <b>TOTAL NET YARDS</b>   | 5,289    | 4,767     |
| Avg. Per Game            | 330.6    | 297.9     |
| Total Plays              | 1,037    | 981       |
| Avg. Per Play            | 5.1      | 4.9       |
| <b>NET YARDS RUSHING</b> | 2,183    | 1,686     |
| Avg. Per Game            | 136.4    | 105.4     |
| Total Rushes             | 525      | 411       |
| <b>NET YARDS PASSING</b> | 3,106    | 3,081     |
| Avg. Per Game            | 194.1    | 192.6     |
| Sacked/Yards Lost        | 31/240   | 35/237    |
| Gross Yards              | 3,346    | 3,318     |
| Attempts/Completions     | 481/278  | 535/291   |
| Completion Pct.          | 57.8     | 54.4      |
| Had Intercepted          | 11       | 16        |
| <b>PUNTS/AVERAGE</b>     | 87/40.3  | 88/41.3   |
| <b>NET PUNTING AVG.</b>  | 36.5     | 37.7      |
| <b>PENALTIES/YARDS</b>   | 108/925  | 105/879   |
| <b>FUMBLES/LOST</b>      | 29/16    | 31/12     |
| <b>TOUCHDOWNS</b>        | 44       | 32        |
| Rushing                  | 15       | 15        |
| Passing                  | 25       | 15        |
| Returns                  | 4        | 2         |

| SCORE BY PERIODS | Q1 | Q2  | Q3  | Q4 | OT | PTS |
|------------------|----|-----|-----|----|----|-----|
| WASHINGTON       | 69 | 114 | 101 | 72 | 3  | 359 |
| Opponents        | 63 | 78  | 86  | 60 | 6  | 293 |

| SCORING    | TD | Ru | Pa | Rt | PAT   | FG    | 2-Pt. | TP  |
|------------|----|----|----|----|-------|-------|-------|-----|
| Portis     | 11 | 11 | 0  | 0  | 0/0   | 0/0   | 0     | 68  |
| Hall       | 0  | 0  | 0  | 0  | 27/27 | 12/14 | 0     | 63  |
| Moss       | 9  | 0  | 9  | 0  | 0/0   | 0/0   | 0     | 54  |
| WASHINGTON | 44 | 15 | 25 | 4  | 42/42 | 17/21 | 0     | 359 |
| Opponents  | 32 | 15 | 15 | 2  | 29/29 | 22/31 | 1     | 293 |

| RUSHING    | No. | Yards | Avg. | Lg  | TD |
|------------|-----|-------|------|-----|----|
| Portis     | 352 | 1,516 | 4.3  | 47t | 11 |
| Betts      | 89  | 338   | 3.8  | 22  | 1  |
| Cartwright | 27  | 199   | 7.4  | 52  | 2  |
| WASHINGTON | 525 | 2,183 | 4.2  | 52  | 15 |
| Opponents  | 411 | 1,686 | 4.1  | 72t | 15 |

| PASSING    | Att | Comp | Yards | Cmp% | Yards/Att | TD | TD% | Int | Int% | Long | Sack/Lost | Rating |
|------------|-----|------|-------|------|-----------|----|-----|-----|------|------|-----------|--------|
| Brunell    | 454 | 262  | 3,050 | 57.7 | 6.7       | 23 | 5.1 | 10  | 2.2  | 78t  | 27/213    | 85.9   |
| Ramsey     | 25  | 15   | 279   | 60.0 | 11.2      | 1  | 4.0 | 1   | 4.0  | 72t  | 4/27      | 95.3   |
| WASHINGTON | 481 | 278  | 3,346 | 57.8 | 7.0       | 25 | 5.2 | 11  | 2.3  | 78t  | 31/240    | 87.0   |
| Opponents  | 535 | 291  | 3,318 | 54.4 | 6.2       | 15 | 2.8 | 16  | 3.0  | 70t  | 35/237    | 70.1   |

| RECEIVING  | No. | Yards | Avg. | Lg  | TD |
|------------|-----|-------|------|-----|----|
| Moss       | 84  | 1,483 | 17.7 | 78t | 9  |
| Cooley     | 71  | 774   | 10.9 | 32  | 7  |
| Portis     | 30  | 216   | 7.2  | 23  | 0  |
| WASHINGTON | 278 | 3,346 | 12.0 | 78t | 25 |
| Opponents  | 291 | 3,318 | 11.4 | 70t | 15 |

| INTERCEPTIONS | No. | Yards | Avg. | Lg | TD |
|---------------|-----|-------|------|----|----|
| Marshall      | 4   | 55    | 13.8 | 27 | 1  |
| Clark         | 3   | 10    | 3.3  | 6  | 0  |
| Taylor        | 2   | 34    | 17.0 | 32 | 0  |
| Rogers        | 2   | 14    | 7.0  | 14 | 0  |
| WASHINGTON    | 16  | 176   | 11.0 | 41 | 1  |
| Opponents     | 11  | 183   | 16.6 | 36 | 1  |

| PUNTING    | No. | Yards | Avg. | Net  | TB | In | Lg | Blk |
|------------|-----|-------|------|------|----|----|----|-----|
| Frost      | 76  | 3,074 | 40.4 | 36.7 | 6  | 23 | 55 | 0   |
| Groom      | 11  | 429   | 39.0 | 34.8 | 1  | 2  | 57 | 0   |
| WASHINGTON | 87  | 3,503 | 40.3 | 36.5 | 7  | 25 | 57 | 0   |
| Opponents  | 88  | 3,636 | 41.3 | 37.7 | 7  | 26 | 65 | 1   |

| PUNT RETURNS | Ret | FC | Yards | Avg. | Lg | TD |
|--------------|-----|----|-------|------|----|----|
| A. Brown     | 13  | 12 | 63    | 4.8  | 16 | 0  |
| Thrash       | 10  | 15 | 77    | 7.7  | 18 | 0  |
| WASHINGTON   | 30  | 28 | 180   | 6.0  | 18 | 0  |
| Opponents    | 40  | 18 | 189   | 4.7  | 19 | 0  |

| KICKOFF RETURNS | No. | Yards | Avg. | Lg  | TD |
|-----------------|-----|-------|------|-----|----|
| Betts           | 24  | 621   | 25.9 | 94t | 1  |
| A. Brown        | 19  | 439   | 23.1 | 91t | 1  |
| WASHINGTON      | 62  | 1,438 | 23.2 | 94t | 2  |
| Opponents       | 72  | 1,503 | 20.9 | 49  | 0  |

| FIELD GOALS | 1-19 | 20-29 | 30-39 | 40-49 | 50+ |
|-------------|------|-------|-------|-------|-----|
| Hall        | 1/1  | 3/3   | 3/3   | 5/6   | 0/1 |
| Novak       | 0/0  | 1/1   | 3/5   | 1/1   | 0/0 |
| WASHINGTON  | 1/1  | 4/4   | 6/8   | 6/7   | 0/1 |
| Opponents   | 1/1  | 3/4   | 9/10  | 7/13  | 2/3 |

| DEFENSE    | T   | S   | A  | TFL | PD | FF | FR |
|------------|-----|-----|----|-----|----|----|----|
| Marshall   | 132 | 103 | 29 | 4   | 5  | 2  | 0  |
| Washington | 125 | 95  | 30 | 6   | 4  | 4  | 2  |
| Taylor     | 80  | 60  | 20 | 0   | 8  | 3  | 1  |

**SACKS:** Phillip Daniels 8.0, Marcus Washington 7.5, Cornelius Griffin 4.0, Demetric Evans 3.0, Pierson Prioleau 3/0, (group) 3.0, Chris Clemons 2.0, Lemar Marshall 2.0, Sean Taylor 1.0, Ryan Clark 0.5, Joe Salave'a 0.5, Renaldo Wynn 0.5

**NOTABLE RECORD [Finish]:** 10-6 [2nd NFC East]

**Honors:** WR Santana Moss, Pro Bowl; OT Chris Samuels, Pro Bowl; DL Renaldo Wynn, B.J. Blanchard Award; LB Khary Campbell, Ed Block Courage Award; LB Marcus Washington, Quarterback Club Player of the Year

**Starters:** Offense: WR Rod Gardner (14), LT Chris Samuels (16), LG Derrick Dockery (16), C Lennie Friedman (2), C Cory Raymer (14), RG Randy Thomas (15), RT Ray Brown (13), TE Walter Rasby (6), TE Robert Royal (9), WR Laveranues Coles (16), QB Mark Brunell (9), QB Patrick Ramsey (7), RB Clinton Portis (15), HB Chris Cooley (9), WR James Thrash (3), WR Taylor Jacobs (4)

Defense: WR David Patten (7), TE Mike Sellers (6), WR James Thrash (2), WR Taylor Jacobs (3), OT Chris Samuels (16), OG Derrick Dockery (16), C Casey Rabach (16), OG Randy Thomas (14), OG Ray Brown (2), OT Jon Jansen (16), TE Robert Royal (14), WR Santana Moss (16), QB Mark Brunell (15), QB Patrick Ramsey (1), RB Clinton Portis (16), TE/HB Chris Cooley (16)

# YEARLY STATS

## 2006 [5-11] // COACH JOE GIBBS

|          |   |            |                    |        |
|----------|---|------------|--------------------|--------|
| Sept. 11 | L | 16-19      | Minnesota          | 90,608 |
| Sept. 17 | L | 10-27      | at Dallas          | 63,152 |
| Sept. 24 | W | 31-15      | at Houston         | 70,069 |
| Oct. 1   | W | 36-30 (OT) | Jacksonville       | 89,450 |
| Oct. 8   | L | 3-19       | at New York Giants | 78,653 |
| Oct. 15  | L | 22-25      | Tennessee          | 88,550 |
| Oct. 22  | L | 22-36      | at Indianapolis    | 57,274 |
| Nov. 5   | W | 22-19      | Dallas             | 90,250 |
| Nov. 12  | L | 3-27       | at Philadelphia    | 69,143 |
| Nov. 19  | L | 17-20      | at Tampa Bay       | 65,699 |
| Nov. 26  | W | 17-13      | Carolina           | 85,450 |
| Dec. 3   | L | 14-24      | Atlanta            | 86,436 |
| Dec. 10  | L | 19-21      | Philadelphia       | 84,164 |
| Dec. 17  | W | 16-10      | at New Orleans     | 69,052 |
| Dec. 24  | L | 31-37 (OT) | at St. Louis       | 62,324 |
| Dec. 30  | L | 28-34      | New York Giants    | 86,141 |

|                          | Redskins | Opponents |
|--------------------------|----------|-----------|
| <b>TOTAL FIRST DOWNS</b> | 295      | 301       |
| Rushing                  | 123      | 104       |
| Passing                  | 150      | 169       |
| Penalty                  | 22       | 28        |
| 3rd Down: Made/Att       | 79/211   | 97/222    |
| 3rd Down Pct.            | 37.4     | 43.7      |
| 4th Down: Made/Att       | 6/13     | 6/9       |
| 4th Down Pct.            | 46.2     | 66.7      |

|                        | Redskins | Opponents |
|------------------------|----------|-----------|
| <b>POSSESSION AVG.</b> | 29:59    | 30:01     |
| <b>TOTAL NET YARDS</b> | 5,243    | 5,688     |
| Avg. Per Game          | 327.7    | 355.5     |
| Total Plays            | 979      | 997       |
| Avg. Per Play          | 5.4      | 5.7       |

|                          | Redskins | Opponents |
|--------------------------|----------|-----------|
| <b>NET YARDS RUSHING</b> | 2,216    | 2,197     |
| Avg. Per Game            | 138.5    | 137.3     |
| Total Rushes             | 490      | 492       |

|                          | Redskins | Opponents |
|--------------------------|----------|-----------|
| <b>NET YARDS PASSING</b> | 3,027    | 3,491     |
| Avg. Per Game            | 189.2    | 218.2     |
| Sacked/Yards Lost        | 19/147   | 19/95     |
| Gross Yards              | 3,174    | 3,586     |
| Attempts/Completions     | 470/274  | 486/289   |
| Completion Pct.          | 58.3     | 59.5      |
| Had Intercepted          | 10       | 6         |

|                         | Redskins | Opponents |
|-------------------------|----------|-----------|
| <b>PUNTS/AVERAGE</b>    | 82/42.3  | 79/42.0   |
| <b>NET PUNTING AVG.</b> | 36.7     | 34.9      |
| <b>PENALTIES/YARDS</b>  | 106/951  | 94/856    |

|                     | Redskins | Opponents |
|---------------------|----------|-----------|
| <b>FUMBLES/LOST</b> | 20/7     | 15/6      |
| <b>TOUCHDOWNS</b>   | 34       | 41        |
| Rushing             | 13       | 9         |
| Passing             | 19       | 30        |
| Returns             | 2        | 2         |

|                         | Q1 | Q2  | Q3 | Q4 | OT | PTS |
|-------------------------|----|-----|----|----|----|-----|
| <b>SCORE BY PERIODS</b> |    |     |    |    |    |     |
| WASHINGTON              | 76 | 94  | 55 | 76 | 6  | 307 |
| Opponents               | 69 | 126 | 95 | 80 | 6  | 376 |

|                | TD | Ru | Pa | Rt | PAT   | FG    | 2-Pt. | TP  |
|----------------|----|----|----|----|-------|-------|-------|-----|
| <b>SCORING</b> |    |    |    |    |       |       |       |     |
| Portis         | 7  | 7  | 0  | 0  | 0/0   | 0/0   | 0     | 42  |
| Suisham        | 0  | 0  | 0  | 0  | 12/12 | 8/9   | 0     | 36  |
| Cooley         | 6  | 0  | 6  | 0  | 0/0   | 0/0   | 0     | 38  |
| Moss           | 6  | 0  | 6  | 0  | 0/0   | 0/0   | 0     | 38  |
| WASHINGTON     | 34 | 13 | 19 | 2  | 31/31 | 22/30 | 1     | 307 |
| Opponents      | 41 | 9  | 30 | 2  | 36/36 | 30/34 | 1     | 376 |

|                | No. | Yards | Avg. | Lg  | TD |
|----------------|-----|-------|------|-----|----|
| <b>RUSHING</b> |     |       |      |     |    |
| Betts          | 245 | 1,154 | 4.7  | 26  | 4  |
| Portis         | 127 | 523   | 4.1  | 38t | 7  |
| Duckett        | 38  | 132   | 3.5  | 19  | 2  |
| WASHINGTON     | 490 | 2,216 | 4.5  | 38t | 13 |
| Opponents      | 492 | 2,197 | 4.5  | 69t | 9  |

|                | Att | Comp | Yards | Cmp% | Yards/Att | TD | TD% | Int | Int% | Long | Sack/Lost | Rating |
|----------------|-----|------|-------|------|-----------|----|-----|-----|------|------|-----------|--------|
| <b>PASSING</b> |     |      |       |      |           |    |     |     |      |      |           |        |
| Brunell        | 260 | 162  | 1,789 | 62.3 | 6.9       | 8  | 3.1 | 4   | 1.5  | 74   | 12/92     | 86.5   |
| J. Campbell    | 207 | 110  | 1,297 | 53.1 | 6.3       | 10 | 4.8 | 6   | 2.9  | 66t  | 7/55      | 76.5   |
| WASHINGTON     | 470 | 274  | 3,174 | 58.3 | 6.8       | 19 | 4.0 | 10  | 2.1  | 74   | 19/147    | 83.4   |
| Opponents      | 486 | 289  | 3,586 | 59.5 | 7.4       | 30 | 6.2 | 6   | 1.2  | 84t  | 19/95     | 97.8   |

|                  | No. | Yards | Avg. | Lg  | TD |
|------------------|-----|-------|------|-----|----|
| <b>RECEIVING</b> |     |       |      |     |    |
| Cooley           | 57  | 734   | 12.9 | 66t | 6  |
| Moss             | 55  | 790   | 14.4 | 66t | 6  |
| Betts            | 53  | 445   | 8.4  | 34  | 1  |
| WASHINGTON       | 274 | 3,174 | 11.6 | 74  | 19 |
| Opponents        | 289 | 3,586 | 12.4 | 84t | 30 |

|                      | No. | Yards | Avg. | Lg  | TD |
|----------------------|-----|-------|------|-----|----|
| <b>INTERCEPTIONS</b> |     |       |      |     |    |
| Taylor               | 1   | 25    | 25.0 | 25  | 0  |
| Springs              | 1   | 4     | 4.0  | 4   | 0  |
| WASHINGTON           | 6   | 25    | 4.2  | 25  | 0  |
| Opponents            | 10  | 272   | 27.2 | 84t | 2  |

|                | No. | Yards | Avg. | Net  | TB | In | Lg | Blk |
|----------------|-----|-------|------|------|----|----|----|-----|
| <b>PUNTING</b> |     |       |      |      |    |    |    |     |
| Frost          | 81  | 3,471 | 42.9 | 36.7 | 7  | 27 | 60 | 1   |
| WASHINGTON     | 82  | 3,471 | 42.3 | 36.7 | 7  | 27 | 60 | 1   |
| Opponents      | 79  | 3,316 | 42.0 | 34.9 | 11 | 19 | 70 | 2   |

|                     | Ret | FC | Yards | Avg. | Lg  | TD |
|---------------------|-----|----|-------|------|-----|----|
| <b>PUNT RETURNS</b> |     |    |       |      |     |    |
| Randle El           | 39  | 11 | 342   | 8.8  | 87t | 1  |
| Opponents           | 45  | 12 | 319   | 7.1  | 33  | 0  |

|                        | No. | Yards | Avg. | Lg   | TD |
|------------------------|-----|-------|------|------|----|
| <b>KICKOFF RETURNS</b> |     |       |      |      |    |
| Cartwright             | 64  | 1,541 | 24.1 | 100t | 1  |
| Sellers                | 4   | 53    | 13.3 | 22   | 0  |
| Betts                  | 2   | 27    | 13.5 | 27   | 0  |
| WASHINGTON             | 73  | 1,631 | 22.3 | 100t | 1  |
| Opponents              | 67  | 1,396 | 20.8 | 44   | 0  |

|                    | 1-19 | 20-29 | 30-39 | 40-49 | 50+ |
|--------------------|------|-------|-------|-------|-----|
| <b>FIELD GOALS</b> |      |       |       |       |     |
| Hall               | 0/0  | 3/3   | 4/4   | 2/4   | 0/0 |
| Novak              | 0/0  | 1/1   | 1/3   | 3/6   | 0/0 |
| Suisham            | 0/0  | 1/1   | 5/5   | 1/1   | 1/2 |
| WASHINGTON         | 0/0  | 5/5   | 10/12 | 6/11  | 1/2 |
| Opponents          | 1/1  | 6/6   | 13/14 | 8/10  | 2/3 |

|                | T   | S  | A  | TFL | PD | FF | FR |
|----------------|-----|----|----|-----|----|----|----|
| <b>DEFENSE</b> |     |    |    |     |    |    |    |
| Taylor         | 129 | 89 | 40 | 1   | 6  | 3  | 0  |
| Marshall       | 119 | 95 | 24 | 1   | 6  | 0  | 1  |
| Washington     | 106 | 78 | 28 | 3   | 11 | 2  | 2  |

**SACKS:** Andre Carter 6.0, Phillip Daniels 3.0, Marcus Washington 2.5, Demetric Evans 2.0, Lemar Marshall 1.5, Adam Archuleta 1.0, Cornelius Griffin 1.0, Warrick Holdman 1.0, Kedric Golston 0.5, Anthony Montgomery 0.5

**NOTABLE RECORD (Finish):** 5-11 (4th NFC East)

**Honors:** LT Chris Samuels, Pro Bowl; DE Renaldo Wynn, Walter Payton Man of the Year Nominee; RG Randy Thomas, Ed Block Courage Award

**Starters:** Defense: WR Santana Moss (14), LT Chris Samuels (16), LG Derrick Dockery (16), C Casey Rabach (16), RG Randy Thomas (16), RT Jon Jansen (16), TE Chris Cooley (16), WR Brandon Lloyd (12), WR Antwaan Randle El (16), QB Mark Brunell (9), QB Jason Campbell (7), RB Ladell Betts (9), RB Clinton Portis (7), FB Mike Sellers (6)

Defense: LE Philip Daniels (15), LE Renaldo Wynn (1), LT Cornelius Griffin (14), LT Anthony Montgomery (1), LT Kedric Golston (1), RT Joe Salave'a (4), RT Kedric Golston (12), RE Andre Carter (16), WLB Warrick Holdman (14), WLB Rocky McIntosh (2), MLB Lemar Marshall (15), Khary Campbell (1), SLB Marcus Washington (14), SLB Warrick Holdman (2), LCB Kenny Wright (8), LCB Shawn Springs (8), RCB Carlos Rogers (15), RCB Kenny Wright (1), SS Adam Archuleta (7), SS Troy Vincent (3), SS Vernon Fox (6), FS Sean Taylor (16)

# YEARLY STATS

## 2007 (9-7) // COACH JOE GIBBS

|          |   |            |                        |        |
|----------|---|------------|------------------------|--------|
| Sept. 9  | W | 16-13 (OT) | Miami                  | 90,163 |
| Sept. 17 | W | 20-12      | at Philadelphia        | 67,726 |
| Sept. 23 | L | 17-24      | New York Giants        | 90,803 |
| Oct. 7   | W | 34- 3      | Detroit                | 88,944 |
| Oct. 14  | L | 14-17      | at Green Bay           | 70,761 |
| Oct. 21  | W | 21-19      | Arizona                | 85,640 |
| Oct. 28  | L | 7-52       | at New England         | 68,756 |
| Nov. 4   | W | 23-20 (OT) | at New York Jets       | 76,663 |
| Nov. 11  | L | 25-33      | Philadelphia           | 90,218 |
| Nov. 18  | L | 23-28      | at Dallas              | 63,706 |
| Nov. 25  | L | 13-19      | at Tampa Bay           | 65,596 |
| Dec. 2   | L | 16-17      | Buffalo                | 95,831 |
| Dec. 6   | W | 24-16      | Chicago                | 82,213 |
| Dec. 16  | W | 22-10      | at New York Giants     | 77,899 |
| Dec. 23  | W | 32-21      | at Minnesota           | 63,634 |
| Dec. 30  | W | 27- 6      | Dallas                 | 90,910 |
| Jan. 5   | L | 14-35      | Playoffs<br>at Seattle | 68,297 |

### TOTAL FIRST DOWNS

|                    | Redskins | Opponents |
|--------------------|----------|-----------|
| Rushing            | 307      | 291       |
| Passing            | 103      | 89        |
| Penalty            | 192      | 174       |
| 3rd Down: Made/Att | 92/226   | 78/218    |
| 3rd Down Pct.      | 40.7     | 35.8      |
| 4th Down: Made/Att | 6/15     | 10/17     |
| 4th Down Pct.      | 40.0     | 58.8      |

### POSSESSION AVG.

|                 |       |       |
|-----------------|-------|-------|
| TOTAL NET YARDS | 30:46 | 29:14 |
| Avg. Per Game   | 5,334 | 4,884 |
| Total Plays     | 333.4 | 305.3 |
| Avg. Per Play   | 1,052 | 1,026 |

### NET YARDS RUSHING

|                      |        |        |
|----------------------|--------|--------|
| Avg. Per Game        | 1,871  | 1,460  |
| Total Rushes         | 116.9  | 91.3   |
| Completion Pct.      | 499    | 391    |
| Sacked/Yards Lost    | 3,463  | 3,424  |
| Gross Yards          | 216.4  | 214.0  |
| Attempts/Completions | 29/159 | 33/198 |
| Completion Pct.      | 60.8   | 58.3   |
| Had Intercepted      | 11     | 14     |

### PUNTS/AVERAGE

|                  |         |         |
|------------------|---------|---------|
| NET PUNTING AVG. | 75/41.0 | 81/43.0 |
| PENALTIES/YARDS  | 36.4    | 36.9    |
| FUMBLES/LOST     | 90/751  | 88/684  |
| TOUCHDOWNS       | 35/18   | 27/10   |

### TOUCHDOWNS

|         |    |    |
|---------|----|----|
| Rushing | 35 | 33 |
| Passing | 15 | 10 |
| Returns | 18 | 20 |
|         | 2  | 3  |

### SCORE BY PERIODS

|            | Q1 | Q2  | Q3 | Q4  | OT | PTS |
|------------|----|-----|----|-----|----|-----|
| WASHINGTON | 56 | 117 | 65 | 90  | 6  | 334 |
| Opponents  | 44 | 67  | 83 | 116 | 0  | 310 |

### SCORING

|            | TD | Ru | Pa | Rt | PAT   | FG    | 2-Pt. | TP  |
|------------|----|----|----|----|-------|-------|-------|-----|
| Portis     | 7  | 7  | 0  | 0  | 0/0   | 0/0   | 0     | 42  |
| Suisham    | 0  | 0  | 0  | 0  | 29/30 | 29/35 | 0     | 116 |
| Portis     | 11 | 11 | 0  | 0  | 0/0   | 0/0   | 0     | 66  |
| WASHINGTON | 35 | 15 | 18 | 2  | 29/30 | 29/35 | 2     | 334 |
| Opponents  | 33 | 10 | 20 | 3  | 29/30 | 27/37 | 1     | 310 |

### RUSHING

|             | No. | Yards | Avg. | Lg | TD |
|-------------|-----|-------|------|----|----|
| Portis      | 325 | 1,262 | 3.9  | 32 | 11 |
| Betts       | 93  | 335   | 3.6  | 20 | 1  |
| J. Campbell | 36  | 185   | 5.1  | 29 | 1  |
| WASHINGTON  | 498 | 1,871 | 3.8  | 32 | 15 |
| Opponents   | 391 | 1,460 | 3.7  | 27 | 10 |

### PASSING

|             | Att | Comp | Yards | Cmp% | Yards/Att | TD | TD% | Int | Int% | Long | Sack/Lost | Rating |
|-------------|-----|------|-------|------|-----------|----|-----|-----|------|------|-----------|--------|
| J. Campbell | 417 | 250  | 2,700 | 60.0 | 6.5       | 12 | 2.9 | 11  | 2.6  | 54   | 21/10     | 77.6   |
| Collins     | 105 | 67   | 888   | 63.8 | 8.5       | 5  | 4.8 | 0   | 0.0  | 54   | 7/47      | 106.4  |
| WASHINGTON  | 525 | 319  | 3,622 | 60.8 | 6.9       | 18 | 3.4 | 11  | 2.1  | 54   | 29/159    | 84.2   |
| Opponents   | 602 | 351  | 3,622 | 58.3 | 6.0       | 20 | 3.3 | 14  | 2.3  | 60   | 33/198    | 77.1   |

| RECEIVING  | No. | Yards | Avg. | Lg | TD |
|------------|-----|-------|------|----|----|
| Cooley     | 66  | 786   | 11.9 | 39 | 8  |
| Moss       | 61  | 808   | 13.2 | 49 | 3  |
| Randle El  | 51  | 728   | 14.3 | 54 | 1  |
| WASHINGTON | 319 | 3,622 | 11.4 | 54 | 18 |
| Opponents  | 351 | 3,622 | 10.3 | 60 | 20 |

| INTERCEPTIONS | No. | Yards | Avg. | Lg | TD |
|---------------|-----|-------|------|----|----|
| Taylor        | 5   | 98    | 19.6 | 48 | 0  |
| Springs       | 4   | 63    | 15.8 | 53 | 0  |
| Fletcher      | 3   | 36    | 12.0 | 27 | 1  |
| WASHINGTON    | 14  | 301   | 21.5 | 61 | 2  |
| Opponents     | 11  | 78    | 7.1  | 29 | 0  |

| PUNTING   | No. | Yards | Avg. | Net  | TB | In | Lg | Blk |
|-----------|-----|-------|------|------|----|----|----|-----|
| Frost     | 75  | 3,072 | 41.0 | 36.4 | 7  | 23 | 64 | 0   |
| Opponents | 81  | 3,484 | 43.0 | 36.9 | 10 | 24 | 61 | 0   |

| PUNT RETURNS | Ret | FC | Yards | Avg. | Lg | TD |
|--------------|-----|----|-------|------|----|----|
| Randle El    | 34  | 7  | 209   | 6.1  | 27 | 0  |
| McCardell    | 4   | 2  | 19    | 4.8  | 9  | 0  |
| WASHINGTON   | 40  | 10 | 299   | 7.5  | 62 | 0  |
| Opponents    | 32  | 15 | 202   | 6.3  | 22 | 0  |

| KICKOFF RETURNS | No. | Yards | Avg. | Lg | TD |
|-----------------|-----|-------|------|----|----|
| Cartwright      | 52  | 1,339 | 25.8 | 80 | 0  |
| Betts           | 5   | 108   | 21.6 | 36 | 0  |
| WASHINGTON      | 65  | 1,544 | 23.8 | 80 | 0  |
| Opponents       | 66  | 1,289 | 19.5 | 86 | 1  |

| FIELD GOALS | 1-19 | 20-29 | 30-39 | 40-49 | 50+ |
|-------------|------|-------|-------|-------|-----|
| Suisham     | 0/0  | 10/10 | 8/10  | 10/13 | 1/2 |
| Opponents   | 0/0  | 9/10  | 16/18 | 2/4   | 0/5 |

| DEFENSE  | T   | S  | A  | TFL | PD | FF | FR |
|----------|-----|----|----|-----|----|----|----|
| Fletcher | 164 | 98 | 66 | 7   | 10 | 1  | 1  |
| McIntosh | 105 | 70 | 35 | 2   | 4  | 3  | 1  |
| Landry   | 97  | 62 | 35 | 0   | 7  | 0  | 1  |

**SACKS:** Andre Carter 10.5, Marcus Washington 5.0, Chris Wilson 4.0, Rocky McIntosh 3.0, Phillip Daniels 2.5, Cornelius Griffin 2.5, LaRon Landry 1.5, Demetric Evans 1.0, Kedric Golston 1.0, Leigh Torrence 1.0, Reed Doughty 0.5, Anthony Montgomery 0.5

### NOTABLE

**Record (Finish):** 9-7 (3rd NFC East)

**Honors:** LT Chris Samuels, Pro Bowl; S Sean Taylor, Pro Bowl; TE/HB Chris Cooley, Pro Bowl; LS Ethan Albright, Pro Bowl; LB Rocky McIntosh, Walter Payton Man of the Year Award Nominee; LB Marcus Washington, Ed Block Courage Award; S LaRon Landry, Pro Football Weekly/PFWA All-Rookie Team

**Starters:** Offense: WR Santana Moss [14], WR James Thrash [4], LT Chris Samuels [16], LG Pete Kendall [16], C Casey Rabach [15], C Mike Pucillo [1], RG Randy Thomas [3], RG Jason Fabini [13], RT Jon Jansen [1], RT Todd Wade [10], RT Stephon Heyer [5], TE Chris Cooley [16], WR Antwaan Randle El [13], WR Keenan McCardell [1], TE Lorenzo Alexander [1], QB Jason Campbell [13], QB Todd Collins [3], RB Clinton Portis [16], FB Mike Sellers [12], WR Brandon Lloyd [1], TE Todd Yoder [1], WR Reche Caldwell [1], K Shaun Suisham [16]

Defense: LE Phillip Daniels [15], LE Demetric Evans [1], LT Cornelius Griffin [16], RT Anthony Montgomery [15], CB Leigh Torrence [1], RE Andre Carter [16], WLB Rocky McIntosh [13], LB Randall Godfrey [4], S Pierson Prieleau [4], MLB London Fletcher [16], SLB Marcus Washington [11], LCB Shawn Springs [14], RCB Carlos Rogers [7], CB Fred Smoot [11], S LaRon Landry [16], S Reed Doughty [6], FS Sean Taylor [9]

# YEARLY STATS

## 2008 (8-8) // COACH JIM ZORN

|          |   |       |                    |        |
|----------|---|-------|--------------------|--------|
| Sept. 4  | L | 7-16  | at New York Giants | 79,742 |
| Sept. 14 | W | 29-24 | New Orleans        | 88,246 |
| Sept. 21 | W | 24-17 | Arizona            | 90,060 |
| Sept. 28 | W | 26-24 | at Dallas          | 63,462 |
| Oct. 5   | W | 23-17 | at Philadelphia    | 69,144 |
| Oct. 12  | L | 17-19 | St. Louis          | 90,376 |
| Oct. 19  | W | 14-11 | Cleveland          | 90,487 |
| Oct. 26  | W | 25-17 | at Detroit         | 54,312 |
| Nov. 3   | L | 6-23  | Pittsburgh         | 90,512 |
| Nov. 16  | L | 10-14 | Dallas             | 90,830 |
| Nov. 23  | W | 20-17 | at Seattle         | 67,771 |
| Nov. 30  | L | 7-23  | New York Giants    | 95,912 |
| Dec. 7   | L | 10-24 | at Baltimore       | 71,438 |
| Dec. 14  | L | 13-20 | at Cincinnati      | 63,986 |
| Dec. 21  | W | 10-3  | Philadelphia       | 82,412 |
| Dec. 28  | L | 24-27 | at San Francisco   | 67,519 |

### TOTAL FIRST DOWNS

|                      | Redskins | Opponents |
|----------------------|----------|-----------|
| Rushing              | 295      | 259       |
| Passing              | 109      | 86        |
| Penalty              | 165      | 159       |
| 3rd Down: Made/Att   | 21       | 14        |
| 3rd Down Pct.        | 76/216   | 74/208    |
| 4th Down: Made/Att   | 35.2     | 35.6      |
| 4th Down Pct.        | 10/16    | 8/12      |
| POSESSION AVG.       | 62.5     | 66.7      |
| TOTAL NET YARDS      | 31:31    | 28:29     |
| Avg. Per Game        | 5,120    | 4,621     |
| Total Plays          | 320.0    | 288.8     |
| Avg. Per Play        | 1,026    | 933       |
| NET YARDS RUSHING    | 5.0      | 5.0       |
| Avg. Per Game        | 2,095    | 1,526     |
| Total Rushes         | 130.9    | 95.4      |
| NET YARDS PASSING    | 478      | 398       |
| Avg. Per Game        | 3,025    | 3,095     |
| Sacked/Yards Lost    | 189.1    | 193.4     |
| Gross Yards          | 38/266   | 24/141    |
| Attempts/Completions | 3,291    | 3,236     |
| Completion Pct.      | 510/318  | 511/290   |
| Had Intercepted      | 62.4     | 56.8      |
| PUNTS/AVERAGE        | 6        | 13        |
| NET PUNTING AVG.     | 82/40.5  | 87/42.8   |
| PENALTIES/YARDS      | 33.4     | 37.0      |
| FUMBLES/LOST         | 83/644   | 80/639    |
| TOUCHDOWNS           | 20/12    | 16/5      |
| Rushing              | 27       | 32        |
| Passing              | 12       | 12        |
| Returns              | 14       | 16        |
|                      | 1        | 4         |

### SCORE BY PERIODS

|            | Q1 | Q2 | Q3 | Q4 | OT | PTS |
|------------|----|----|----|----|----|-----|
| WASHINGTON | 33 | 92 | 57 | 83 | 0  | 265 |
| Opponents  | 89 | 66 | 66 | 75 | 0  | 296 |

### SCORING

|            | TD | Ru | Pa | Rt | PAT   | FG    | 2-Pt. | TP  |
|------------|----|----|----|----|-------|-------|-------|-----|
| Suisham    | 0  | 0  | 0  | 0  | 25/25 | 26/36 | 0     | 103 |
| Portis     | 9  | 9  | 0  | 0  | 0/0   | 0/0   | 0     | 54  |
| Moss       | 7  | 0  | 6  | 1  | 0/0   | 0/0   | 0     | 42  |
| WASHINGTON | 27 | 12 | 14 | 1  | 25/25 | 26/36 | 0     | 265 |
| Opponents  | 32 | 12 | 16 | 4  | 30/31 | 24/28 | 0     | 296 |

### RUSHING

|             | No. | Yards | Avg. | Lg | TD |
|-------------|-----|-------|------|----|----|
| Portis      | 342 | 1,487 | 4.3  | 31 | 9  |
| J. Campbell | 47  | 258   | 5.5  | 23 | 1  |
| Betts       | 61  | 206   | 3.4  | 14 | 1  |
| WASHINGTON  | 478 | 2,095 | 4.4  | 31 | 12 |
| Opponents   | 398 | 1,526 | 3.8  | 44 | 12 |

### PASSING

|             | Att | Comp | Yards | Cmp% | Yards/Att | TD | TD% | Int | Int% | Long | Sack/Lost | Rating |
|-------------|-----|------|-------|------|-----------|----|-----|-----|------|------|-----------|--------|
| J. Campbell | 506 | 315  | 3,245 | 62.3 | 6.4       | 13 | 2.6 | 6   | 1.2  | 67t  | 38/266    | 84.3   |
| WASHINGTON  | 510 | 318  | 3,291 | 62.4 | 6.5       | 14 | 2.7 | 6   | 1.2  | 67t  | 38/266    | 85.2   |
| Opponents   | 511 | 290  | 3,236 | 56.8 | 6.3       | 16 | 3.1 | 13  | 2.5  | 79   | 24/141    | 75.6   |

|            | No. | Yards | Avg. | Lg  | TD |
|------------|-----|-------|------|-----|----|
| RECEIVING  |     |       |      |     |    |
| Cooley     | 83  | 849   | 10.2 | 28  | 1  |
| Moss       | 79  | 1,044 | 13.2 | 67t | 6  |
| Randle El  | 53  | 593   | 11.2 | 31  | 4  |
| WASHINGTON | 318 | 3,291 | 10.3 | 67t | 14 |
| Opponents  | 290 | 3,236 | 11.2 | 79  | 16 |

|               | No. | Yards | Avg. | Lg | TD |
|---------------|-----|-------|------|----|----|
| INTERCEPTIONS |     |       |      |    |    |
| Horton        | 3   | 13    | 4.3  | 10 | 0  |
| Rogers        | 2   | 73    | 36.5 | 42 | 0  |
| Landry        | 2   | 18    | 9.0  | 13 | 0  |
| Hall          | 2   | 6     | 3.0  | 4  | 0  |
| WASHINGTON    | 13  | 114   | 8.8  | 42 | 0  |
| Opponents     | 6   | 23    | 3.8  | 14 | 0  |

|             | No. | Yards | Avg. | Net  | TB | In | Lg | Blk |
|-------------|-----|-------|------|------|----|----|----|-----|
| PUNTING     |     |       |      |      |    |    |    |     |
| Plackemeier | 55  | 2,291 | 41.7 | 33.9 | 10 | 15 | 62 | 1   |
| Brooks      | 26  | 1,030 | 39.6 | 32.1 | 0  | 9  | 60 | 0   |
| WASHINGTON  | 81  | 3,321 | 40.5 | 33.4 | 10 | 24 | 62 | 1   |
| Opponents   | 87  | 3,721 | 42.8 | 37.0 | 6  | 24 | 59 | 0   |

|              | Ret | FC | Yards | Avg. | Lg  | TD |
|--------------|-----|----|-------|------|-----|----|
| PUNT RETURNS |     |    |       |      |     |    |
| Randle El    | 39  | 21 | 254   | 6.5  | 36  | 0  |
| WASHINGTON   | 45  | 21 | 378   | 8.4  | 80t | 1  |
| Opponents    | 33  | 18 | 385   | 11.7 | 68t | 2  |

|                 | No. | Yards | Avg. | Lg | TD |
|-----------------|-----|-------|------|----|----|
| KICKOFF RETURNS |     |       |      |    |    |
| Cartwright      | 51  | 1,307 | 25.6 | 87 | 0  |
| WASHINGTON      | 55  | 1,382 | 25.1 | 87 | 0  |
| Opponents       | 55  | 1,103 | 20.1 | 55 | 0  |

|             | 1-19 | 20-29 | 30-39 | 40-49 | 50+ |
|-------------|------|-------|-------|-------|-----|
| FIELD GOALS |      |       |       |       |     |
| Suisham     | 0/0  | 7/7   | 7/9   | 11/16 | 1/4 |
| Opponents   | 0/0  | 6/6   | 10/10 | 7/8   | 1/4 |

|          | T   | S  | A  | TFL | PD | FF | FR |
|----------|-----|----|----|-----|----|----|----|
| DEFENSE  |     |    |    |     |    |    |    |
| Fletcher | 146 | 89 | 50 | 6   | 9  | 2  | 1  |
| McIntosh | 104 | 56 | 44 | 2   | 6  | 2  | 0  |
| Horton   | 81  | 53 | 22 | 5   | 7  | 1  | 1  |

**SACKS:** Andre Carter 4.0, Jason Taylor 3.5, Demetric Evans 3.5, Rocky McIntosh 2.0, Lorenzo Alexander 2.0, Anthony Montgomery 2.0, Kedric Golston 2.0, Cornelius Griffin 1.0, Shawn Springs 1.0, Chris Wilson 1.0, Chris Horton 1.0, LaRon Landry 0.5, London Fletcher 0.5

### NOTABLE

**Record (Finish):** 8-8 (4th NFC East)

**Honors:** TE Chris Cooley, Pro Bowl; RB Clinton Portis, Pro Bowl, AP Second-Team All-Pro; LT Chris Samuels, Pro Bowl; FB Mike Sellers, Pro Bowl; S Chris Horton, Pro Football Weekly/PFWA All-Rookie Team

**Starters:** Defense: WR Santana Moss (16), LT Chris Samuels (12), LT Stephon Heyer (4), LG Pete Kendall (16), C Casey Rabach (16), RG Randy Thomas (16), RT Jon Jansen (11), RT Stephon Heyer (3), RT Jason Fabini (2), TE Chris Cooley (16), WR Antwaan Randle El (16), QB Jason Campbell (16), RB Clinton Portis (16), FB Mike Sellers (6), TE Todd Yoder (2), TE Fred Davis (2), WR James Thrash (5), WR Devin Thomas (1), K Shaun Suisham (16)

Defense: LE Jason Taylor (5), LE Demetric Evans (11), LT Cornelius Griffin (14), LT Anthony Montgomery (2), RT Kedric Golston (12), RT Anthony Montgomery (4), RE Andre Carter (14), RE Jason Taylor (2), WLB Rocky McIntosh (15), S Kareem Moore (1), MLB London Fletcher (16), SLB Marcus Washington (9), SLB H.B. Blades (5), SLB Jason Taylor (1), S Reed Doughty (3), LCB Fred Smoot (9), LCB/SS Shawn Springs (5/2), LCB DeAngelo Hall (2), RCB Carlos Rogers (14), RCB DeAngelo Hall (2), SS Chris Horton (10), SS Mike Green (2), FS LaRon Landry (16)

# YEARLY STATS

## 2009 (4-12) // COACH JIM ZORN

|          |   |            |                    |        |
|----------|---|------------|--------------------|--------|
| Sept. 13 | L | 17-23      | at New York Giants | 78,206 |
| Sept. 20 | W | 9-7        | St. Louis          | 87,780 |
| Sept. 27 | L | 14-19      | at Detroit         | 40,886 |
| Oct. 4   | W | 16-13      | Tampa Bay          | 86,412 |
| Oct. 11  | L | 17-20      | at Carolina        | 73,487 |
| Oct. 18  | L | 6-14       | Kansas City        | 79,572 |
| Oct. 26  | L | 17-27      | Philadelphia       | 88,241 |
| Nov. 8   | L | 17-31      | at Atlanta         | 67,982 |
| Nov. 15  | W | 27-17      | Denver             | 85,247 |
| Nov. 22  | L | 6-7        | at Dallas          | 85,277 |
| Nov. 29  | L | 24-27      | at Philadelphia    | 69,144 |
| Dec. 6   | L | 30-33 [OT] | New Orleans        | 84,520 |
| Dec. 13  | W | 34-13      | at Oakland         | 44,506 |
| Dec. 21  | L | 12-45      | New York Giants    | 78,359 |
| Dec. 27  | L | 0-17       | Dallas             | 88,221 |
| Jan. 3   | L | 20-23      | at San Diego       | 67,554 |

|                          | Redskins | Opponents |
|--------------------------|----------|-----------|
| <b>TOTAL FIRST DOWNS</b> | 280      | 280       |
| Rushing                  | 72       | 85        |
| Passing                  | 191      | 176       |
| Penalty                  | 17       | 19        |
| 3rd Down: Made/Att       | 86/216   | 87/219    |
| 3rd Down Pct.            | 39.8     | 39.7      |
| 4th Down: Made/Att       | 7/22     | 4/17      |
| 4th Down Pct.            | 31.8     | 23.5      |

|                        |       |       |
|------------------------|-------|-------|
| <b>POSSESSION AVG.</b> | 28:49 | 31:11 |
| <b>TOTAL NET YARDS</b> | 4,998 | 5,115 |
| Avg. Per Game          | 312.4 | 319.7 |
| Total Plays            | 970   | 1,000 |
| Avg. Per Play          | 5.2   | 5.1   |

|                          |       |       |
|--------------------------|-------|-------|
| <b>NET YARDS RUSHING</b> | 1,508 | 1,799 |
| Avg. Per Game            | 94.3  | 112.4 |
| Total Rushes             | 391   | 449   |

|                          |         |         |
|--------------------------|---------|---------|
| <b>NET YARDS PASSING</b> | 3,490   | 3,316   |
| Avg. Per Game            | 218.1   | 207.3   |
| Sacked/Yards Lost        | 46/307  | 40/241  |
| Gross Yards              | 3,797   | 3,557   |
| Attempts/Completions     | 533/340 | 511/314 |
| Completion Pct.          | 63.8    | 61.4    |
| Had Intercepted          | 16      | 11      |

|                         |         |         |
|-------------------------|---------|---------|
| <b>PUNTS/AVERAGE</b>    | 76/40.6 | 70/41.8 |
| <b>NET PUNTING AVG.</b> | 36.1    | 38.5    |
| <b>PENALTIES/YARDS</b>  | 85/679  | 98/763  |

|                     |       |      |
|---------------------|-------|------|
| <b>FUMBLES/LOST</b> | 30/12 | 21/6 |
| <b>TOUCHDOWNS</b>   | 29    | 34   |
| Rushing             | 8     | 10   |
| Passing             | 21    | 19   |
| Returns             | 0     | 5    |

|            | Q1 | Q2  | Q3 | Q4 | OT | PTS |
|------------|----|-----|----|----|----|-----|
| WASHINGTON | 41 | 74  | 84 | 67 | 0  | 266 |
| Opponents  | 96 | 118 | 30 | 89 | 3  | 336 |

|            | TD | Ru | Pa | Rt | PAT   | FG    | 2-Pt. | TP  |
|------------|----|----|----|----|-------|-------|-------|-----|
| Suisham    | 0  | 0  | 0  | 0  | 20/21 | 18/21 | 0     | 74  |
| Davis      | 6  | 0  | 6  | 0  | 0/0   | 0/0   | 0     | 36  |
| Gano       | 0  | 0  | 0  | 0  | 6/6   | 4/4   | 0     | 18  |
| Ganther    | 3  | 3  | 0  | 0  | 0/0   | 0/0   | 0     | 18  |
| Moss       | 3  | 0  | 3  | 0  | 0/0   | 0/0   | 0     | 18  |
| D. Thomas  | 3  | 0  | 3  | 0  | 0/0   | 0/0   | 0     | 18  |
| Yoder      | 3  | 0  | 3  | 0  | 0/0   | 0/0   | 0     | 18  |
| WASHINGTON | 29 | 8  | 21 | 0  | 26/28 | 22/25 | 0     | 266 |
| Opponents  | 34 | 10 | 19 | 5  | 31/31 | 31/36 | 2     | 336 |

|            | No. | Yards | Avg. | Lg  | TD |
|------------|-----|-------|------|-----|----|
| Portis     | 124 | 494   | 4.0  | 78  | 1  |
| Campbell   | 46  | 236   | 5.1  | 21  | 1  |
| Cartwright | 64  | 228   | 3.6  | 34  | 0  |
| WASHINGTON | 391 | 1,508 | 3.9  | 78  | 8  |
| Opponents  | 449 | 1,799 | 4.0  | 67t | 10 |

|            | Att | Comp | Yards | Cmp% | Yards/Att | TD | TD% | Int | Int% | Long | Sack/Lost | Rating |
|------------|-----|------|-------|------|-----------|----|-----|-----|------|------|-----------|--------|
| Campbell   | 507 | 327  | 3,618 | 64.5 | 7.1       | 20 | 3.9 | 15  | 3.0  | 84   | 43/285    | 86.4   |
| Collins    | 23  | 12   | 144   | 52.2 | 6.3       | 0  | 0.0 | 0   | 0.0  | 46   | 2/11      | 71.6   |
| WASHINGTON | 533 | 340  | 3,797 | 63.8 | 7.1       | 21 | 3.9 | 16  | 3.0  | 84   | 46/307    | 85.5   |
| Opponents  | 511 | 314  | 3,557 | 61.4 | 7.0       | 19 | 3.7 | 11  | 2.2  | 75t  | 40/241    | 85.7   |

|                  | No. | Yards | Avg. | Lg  | TD |
|------------------|-----|-------|------|-----|----|
| <b>RECEIVING</b> |     |       |      |     |    |
| Moss             | 70  | 902   | 12.9 | 59t | 3  |
| Randle El        | 50  | 530   | 10.6 | 44  | 0  |
| Davis            | 48  | 509   | 10.6 | 29  | 6  |
| WASHINGTON       | 340 | 3,797 | 11.2 | 84  | 21 |
| Opponents        | 314 | 3,557 | 11.3 | 75t | 19 |

|                      | No. | Yards | Avg. | Lg  | TD |
|----------------------|-----|-------|------|-----|----|
| <b>INTERCEPTIONS</b> |     |       |      |     |    |
| Hall                 | 4   | 114   | 28.5 | 44  | 0  |
| McIntosh             | 2   | 27    | 13.5 | 18  | 0  |
| WASHINGTON           | 11  | 185   | 16.8 | 44  | 0  |
| Opponents            | 16  | 291   | 18.2 | 62t | 3  |

|                | No. | Yards | Avg. | Net  | TB | In | Lg | Blk |
|----------------|-----|-------|------|------|----|----|----|-----|
| <b>PUNTING</b> |     |       |      |      |    |    |    |     |
| H. Smith       | 57  | 2,356 | 41.3 | 36.8 | 5  | 23 | 59 | 0   |
| Pakulak        | 13  | 498   | 38.3 | 33.2 | 1  | 4  | 57 | 0   |
| WASHINGTON     | 76  | 3,084 | 40.6 | 36.1 | 6  | 28 | 59 | 0   |
| Opponents      | 70  | 2,929 | 41.8 | 38.5 | 4  | 30 | 68 | 0   |

|                     | Ret | FC | Yards | Avg. | Lg | TD |
|---------------------|-----|----|-------|------|----|----|
| <b>PUNT RETURNS</b> |     |    |       |      |    |    |
| Randle El           | 17  | 19 | 102   | 6.0  | 43 | 0  |
| Moss                | 11  | 1  | 52    | 4.7  | 11 | 0  |
| WASHINGTON          | 32  | 22 | 152   | 4.8  | 43 | 0  |
| Opponents           | 32  | 26 | 220   | 6.9  | 29 | 0  |

|                        | No. | Yards | Avg. | Lg | TD |
|------------------------|-----|-------|------|----|----|
| <b>KICKOFF RETURNS</b> |     |       |      |    |    |
| Cartwright             | 39  | 868   | 22.3 | 42 | 0  |
| D. Thomas              | 20  | 439   | 22.0 | 39 | 0  |
| WASHINGTON             | 65  | 1,413 | 21.7 | 42 | 0  |
| Opponents              | 56  | 1,104 | 19.7 | 55 | 0  |

|                    | 1-19 | 20-29 | 30-39 | 40-49 | 50+ |
|--------------------|------|-------|-------|-------|-----|
| <b>FIELD GOALS</b> |      |       |       |       |     |
| Suisham            | 0/0  | 8/9   | 5/6   | 5/5   | 0/1 |
| Gano               | 0/0  | 2/2   | 0/0   | 2/2   | 0/0 |
| WASHINGTON         | 0/0  | 10/11 | 5/6   | 7/7   | 0/1 |
| Opponents          | 1/1  | 12/12 | 8/8   | 9/12  | 1/3 |

|                | T   | S   | A  | TFL | PD | FF | FR |
|----------------|-----|-----|----|-----|----|----|----|
| <b>DEFENSE</b> |     |     |    |     |    |    |    |
| Fletcher       | 172 | 108 | 64 | 2   | 10 | 1  | 0  |
| McIntosh       | 115 | 62  | 53 | 3   | 5  | 2  | 0  |
| Landry         | 98  | 83  | 15 | 3   | 7  | 2  | 0  |

**SACKS:** Brian Orakpo 11.0, Andre Carter 11.0, Albert Haynesworth 4.0, Lorenzo Alexander 2.0, Cornelius Griffin 2.0, Reed Doughty 2.0, London Fletcher 2.0, Kedric Golston 2.0, LaRon Landry 1.0, Chris Wilson 1.0, Justin Tryon 1.0, Phillip Daniels 1.0

**NOTABLE Record (Finish):** 4-12 (4th NFC East)

**Honors:** LB London Fletcher, Pro Bowl; LB/DE Brian Orakpo, Pro Bowl, Pro Football Weekly/PFWA All-Rookie Team

**Starters:** Offense: WR Santana Moss (16), OT Stephon Heyer (16), LG Derrick Dockery (16), C Casey Rabach (16), QB Jason Campbell (16), TE Fred Davis (10), WR Devin Thomas (10), WR Malcolm Kelly (9), RB Clinton Portis (8), LT Levi Jones (8), OL Mike Williams (8), FB Mike Sellers (8), TE Chris Cooley (7), LT Chris Samuels (5), RG Chad Rinehart (4), WR Antwan Randle El (3), RG Randy Thomas (2), RG Edwin Williams (2), RB Ladell Betts (2), RB Rock Cartwright (2), RB Quinton Ganther (2), TE Todd Yoder (1)

Defense: DE Phillip Daniels (16), DE Andre Carter (16), LB Brian Orakpo (16), LB London Fletcher (16), LB Rocky McIntosh (15), FS LaRon Landry (15), CB Carlos Rogers (15), DT Cornelius Griffin (14), DT Albert Haynesworth (12), CB DeAngelo Hall (12), SS Reed Doughty (7), DB Fred Smoot (7), DT Kedric Golston (6), FS Chris Horton (5), CB Byron Westbrook (1), CB Justin Tryon (1), FS Kareem Moore (1), LB H.B. Blades (1)

# YEARLY STATS

## 2010 (6-10) // COACH MIKE SHANAHAN

|          |   |            |                    |        |
|----------|---|------------|--------------------|--------|
| Sept. 12 | W | 13-7       | Dallas             | 90,670 |
| Sept. 19 | L | 27-30 (OT) | Houston            | 88,240 |
| Sept. 26 | L | 16-30      | at St. Louis       | 52,370 |
| Oct. 3   | W | 17-12      | at Philadelphia    | 69,144 |
| Oct. 10  | W | 16-13 (OT) | Green Bay          | 87,760 |
| Oct. 17  | L | 24-27      | Indianapolis       | 87,883 |
| Oct. 24  | W | 17-14      | at Chicago         | 62,155 |
| Oct. 31  | L | 25-37      | at Detroit         | 46,329 |
| Nov. 15  | L | 28-59      | Philadelphia       | 84,912 |
| Nov. 21  | W | 19-16 (OT) | at Tennessee       | 69,143 |
| Nov. 28  | L | 13-17      | Minnesota          | 83,602 |
| Dec. 5   | L | 7-31       | at New York Giants | 78,861 |
| Dec. 12  | L | 16-17      | Tampa Bay          | 66,124 |
| Dec. 19  | L | 30-33      | at Dallas          | 86,904 |
| Dec. 26  | W | 20-17 (OT) | at Jacksonville    | 63,470 |
| Jan. 2   | L | 14-17      | New York Giants    | 76,189 |

### TOTAL FIRST DOWNS

|                    | Redskins | Opponents |
|--------------------|----------|-----------|
| Rushing            | 295      | 326       |
| Passing            | 72       | 106       |
| Penalty            | 194      | 207       |
| 3rd Down: Made/Att | 29       | 13        |
| 3rd Down Pct.      | 61/208   | 75/214    |
| 4th Down: Made/Att | 29.9     | 35.0      |
| 4th Down Pct.      | 6/12     | 7/10      |
|                    | 50.0     | 70.0      |

### POSSESSION AVG.

|                      |         |         |
|----------------------|---------|---------|
| TOTAL NET YARDS      | 28:01   | 31:59   |
| Avg. Per Game        | 5,374   | 6,228   |
| Total Plays          | 335.9   | 389.3   |
| Avg. Per Play        | 1,002   | 1,051   |
| NET YARDS RUSHING    | 5.4     | 5.9     |
| Avg. Per Game        | 1,461   | 2,041   |
| Total Rushes         | 91.3    | 127.6   |
| NET YARDS PASSING    | 351     | 444     |
| Avg. Per Game        | 3,913   | 4,187   |
| Sacked/Yards Lost    | 244.6   | 261.7   |
| Gross Yards          | 46/348  | 29/176  |
| Attempts/Completions | 4,261   | 4,363   |
| Completion Pct.      | 605/349 | 578/367 |
| Had Intercepted      | 57.7    | 63.5    |
|                      | 19      | 14      |

### PUNTS/AVERAGE

|                  |         |         |
|------------------|---------|---------|
| NET PUNTING AVG. | 94/40.2 | 86/43.1 |
| PENALTIES/YARDS  | 33.7    | 36.0    |
| FUMBLES/LOST     | 90/647  | 104/839 |
| TOUCHDOWNS       | 29/12   | 24/13   |
| Rushing          | 33      | 42      |
| Passing          | 9       | 15      |
| Returns          | 21      | 23      |
|                  | 3       | 4       |

### SCORE BY PERIODS

|            | Q1  | Q2 | Q3  | Q4 | OT | PTS |
|------------|-----|----|-----|----|----|-----|
| WASHINGTON | 61  | 97 | 51  | 84 | 9  | 302 |
| Opponents  | 104 | 94 | 101 | 75 | 3  | 377 |

### SCORING

|            | TD | Ru | Pa | Rt | PAT   | FG    | 2-Pt. | TP  |
|------------|----|----|----|----|-------|-------|-------|-----|
| Gano       | 0  | 0  | 0  | 0  | 28/28 | 24/35 | 0     | 100 |
| Moss       | 6  | 0  | 6  | 0  | 0/0   | 0/0   | 0     | 36  |
| Torain     | 6  | 4  | 2  | 0  | 0/0   | 0/0   | 0     | 36  |
| Williams   | 5  | 3  | 2  | 0  | 0/0   | 0/0   | 0     | 30  |
| WASHINGTON | 33 | 9  | 21 | 3  | 28/28 | 24/35 | 2     | 302 |
| Opponents  | 42 | 15 | 23 | 4  | 37/37 | 28/38 | 2     | 377 |

### RUSHING

|            | No. | Yards | Avg. | Lg  | TD |
|------------|-----|-------|------|-----|----|
| Torain     | 164 | 742   | 4.5  | 54  | 4  |
| Williams   | 65  | 261   | 4.0  | 32t | 3  |
| Portis     | 54  | 227   | 4.2  | 27  | 2  |
| McNabb     | 29  | 151   | 5.2  | 36  | 0  |
| WASHINGTON | 351 | 1,461 | 4.2  | 54  | 9  |
| Opponents  | 444 | 2,041 | 4.6  | 71  | 15 |

### PASSING

|            | Att | Comp | Yards | Cmp% | Yards/Att | TD | TD% | Int | Int% | Long | Sack/Lost | Rating |
|------------|-----|------|-------|------|-----------|----|-----|-----|------|------|-----------|--------|
| McNabb     | 472 | 275  | 3,377 | 58.3 | 7.2       | 14 | 3.0 | 15  | 3.2  | 76   | 37/271    | 77.1   |
| Grossman   | 133 | 74   | 884   | 55.6 | 6.6       | 7  | 5.3 | 4   | 3.0  | 64t  | 9/77      | 81.2   |
| WASHINGTON | 605 | 349  | 4,261 | 57.7 | 7.0       | 21 | 3.5 | 19  | 3.1  | 76   | 46/348    | 78.0   |
| Opponents  | 578 | 367  | 4,363 | 63.5 | 7.5       | 23 | 4.0 | 14  | 2.4  | 92t  | 29/176    | 89.6   |

|            | No. | Yards | Avg. | Lg  | TD |
|------------|-----|-------|------|-----|----|
| RECEIVING  |     |       |      |     |    |
| Moss       | 93  | 1,115 | 12.0 | 56  | 6  |
| Cooley     | 77  | 849   | 11.0 | 35  | 3  |
| Armstrong  | 44  | 871   | 19.8 | 76  | 3  |
| WASHINGTON | 349 | 4,261 | 12.2 | 76  | 21 |
| Opponents  | 367 | 4,363 | 11.9 | 92t | 23 |

|               | No. | Yards | Avg. | Lg  | TD |
|---------------|-----|-------|------|-----|----|
| INTERCEPTIONS |     |       |      |     |    |
| Hall          | 6   | 92    | 15.3 | 92t | 1  |
| Buchanan      | 2   | 51    | 25.5 | 43  | 0  |
| Rogers        | 2   | 43    | 21.5 | 38  | 0  |
| WASHINGTON    | 14  | 199   | 14.2 | 92t | 1  |
| Opponents     | 19  | 216   | 11.4 | 64  | 2  |

|            | No. | Yards | Avg. | Net  | TB | In | Lg | Blk |
|------------|-----|-------|------|------|----|----|----|-----|
| PUNTING    |     |       |      |      |    |    |    |     |
| Smith      | 57  | 2,310 | 40.5 | 33.7 | 1  | 17 | 56 | 0   |
| Paulescu   | 17  | 700   | 41.2 | 33.1 | 1  | 2  | 52 | 0   |
| Bidwell    | 15  | 625   | 41.7 | 37.7 | 0  | 3  | 5  | 2   |
| WASHINGTON | 93  | 3,776 | 40.2 | 33.7 | 2  | 23 | 56 | 1   |
| Opponents  | 86  | 3,704 | 43.1 | 36.0 | 9  | 29 | 59 | 0   |

|              | Ret | FC | Yards | Avg. | Lg  | TD |
|--------------|-----|----|-------|------|-----|----|
| PUNT RETURNS |     |    |       |      |     |    |
| Banks        | 38  | 10 | 431   | 11.3 | 53  | 0  |
| WASHINGTON   | 40  | 13 | 432   | 10.8 | 53  | 0  |
| Opponents    | 45  | 17 | 568   | 12.6 | 87t | 1  |

|                 | No. | Yards | Avg. | Lg  | TD |
|-----------------|-----|-------|------|-----|----|
| KICKOFF RETURNS |     |       |      |     |    |
| Banks           | 46  | 1,155 | 25.1 | 96t | 1  |
| Thomas          | 12  | 336   | 28.0 | 42  | 0  |
| WASHINGTON      | 73  | 1,680 | 23.0 | 96t | 1  |
| Opponents       | 61  | 1,160 | 19.0 | 38  | 0  |

|             | 1-19 | 20-29 | 30-39 | 40-49 | 50+ |
|-------------|------|-------|-------|-------|-----|
| FIELD GOALS |      |       |       |       |     |
| Gano        | 1/1  | 8/10  | 4/7   | 11/14 | 0/3 |
| Opponents   | 0/0  | 8/9   | 11/15 | 8/12  | 1/2 |

|          | T   | S   | A  | TFL | PD | FF | FR |
|----------|-----|-----|----|-----|----|----|----|
| DEFENSE  |     |     |    |     |    |    |    |
| Fletcher | 188 | 135 | 53 | 4   | 12 | 3  | 3  |
| McIntosh | 155 | 99  | 56 | 1   | 3  | 1  | 0  |
| Hall     | 112 | 73  | 33 | 4   | 16 | 2  | 2  |

**SACKS:** Brian Orakpo 8.5, Albert Haynesworth 2.5, London Fletcher 2.5, Andre Carter 2.5, Vonnie Holliday 2.5, Rocky McIntosh 2.0, Phillip Daniels 2.0, Lorenzo Alexander 1.5, Adam Carriker 1.5, Rob Jackson 1.0, LaRon Landry 1.0, Reed Doughty 1.0, Jeremy Jarmon 0.5

**NOTABLE Record (Finish):** 6-10 (4th NFC East)

**Honors:** LB London Fletcher, Pro Bowl; CB DeAngelo Hall, Pro Bowl, Pro Bowl MVP; DT Ma'ake Kemoeatu, Ed Block Courage Award; LB Brian Orakpo, Pro Bowl; LB Lorenzo Alexander, Walter Payton Man of the Year Nominee

**Starters:** Offense: TE Chris Cooley (16), WR Santana Moss (16), C Casey Rabach (16), T Jammal Brown (14), G Kory Lichtensteiger (14), QB Donovan McNabb (13), T Trent Williams (13), WR Anthony Alexander (11), DL Artis Hicks (10), TE Fred Davis (9), FB Mike Sellers (9), RB Ryan Torain (8), G Will Montgomery (6), T Stephon Heyer (5), RB Clinton Portis (5), WR Joey Galloway (3), QB Rex Grossman (3), RB Keiland Williams (3), G Derrick Dockery (2)

**Defense:** DE Adam Carriker (16), DE London Fletcher (16), CB DeAngelo Hall (16), LB Rocky McIntosh (15), LB Brian Orakpo (15), DE Kedric Golston (13), LB Lorenzo Alexander (12), NT Ma'ake Kemoeatu (12), CB Carlos Rogers (12), S Kareem Moore (11), S Reed Doughty (9), S LaRon Landry (9), LB Andre Carter (5), CB Phillip Buchanan (5), DL Anthony Bryant (3), CB Kevin Barnes (2), DE Vonnie Holliday (2), LB H.B. Barnes (1), DE Phillip Daniels (1), S Macho Harris (1)

# YEARLY STATS

## 2011 (5-11) // COACH MIKE SHANAHAN

|          |   |            |                    |        |
|----------|---|------------|--------------------|--------|
| Sept. 11 | W | 28-14      | New York Giants    | 80,121 |
| Sept. 18 | W | 22-21      | Arizona            | 76,330 |
| Sept. 26 | L | 16-18      | at Dallas          | 91,017 |
| Oct. 2   | W | 17-10      | at St. Louis       | 56,113 |
| Oct. 16  | L | 13-20      | Philadelphia       | 80,447 |
| Oct. 23  | L | 20-33      | at Carolina        | 73,245 |
| Oct. 30  | L | 0-23       | at Buffalo         | 51,579 |
| Nov. 6   | L | 11-19      | San Francisco      | 78,032 |
| Nov. 13  | L | 9-20       | at Miami           | 57,007 |
| Nov. 20  | L | 24-27 (OT) | Dallas             | 80,122 |
| Nov. 27  | W | 23-17      | at Seattle         | 66,007 |
| Dec. 4   | L | 19-34      | New York Jets      | 74,121 |
| Dec. 11  | L | 27-34      | New England        | 77,825 |
| Dec. 18  | W | 23-10      | at New York Giants | 78,861 |
| Dec. 24  | L | 26-33      | Minnesota          | 68,370 |
| Jan. 1   | L | 10-34      | at Philadelphia    | 69,144 |

|                          | Redskins | Opponents |
|--------------------------|----------|-----------|
| <b>TOTAL FIRST DOWNS</b> | 312      | 295       |
| Rushing                  | 79       | 95        |
| Passing                  | 204      | 180       |
| Penalty                  | 29       | 20        |
| 3rd Down: Made/Att       | 81/219   | 77/206    |
| 3rd Down Pct.            | 37.0     | 37.4      |
| 4th Down: Made/Att       | 4/13     | 4/10      |
| 4th Down Pct.            | 30.8     | 40.0      |
| <b>POSSESSION AVG.</b>   | 30:09    | 29:51     |
| <b>TOTAL NET YARDS</b>   | 5,387    | 5,437     |
| Avg. Per Game            | 336.7    | 339.8     |
| Total Plays              | 1032     | 988       |
| Avg. Per Play            | 5.2      | 5.5       |

|                          |         |         |
|--------------------------|---------|---------|
| <b>NET YARDS RUSHING</b> | 1,614   | 1,884   |
| Avg. Per Game            | 100.9   | 117.8   |
| Total Rushes             | 400     | 438     |
| <b>NET YARDS PASSING</b> | 3,773   | 3,553   |
| Avg. Per Game            | 235.8   | 222.1   |
| Sacked/Yards Lost        | 41/285  | 41/251  |
| Gross Yards              | 4,058   | 3,804   |
| Attempts/Completions     | 591/346 | 509/308 |
| Completion Pct.          | 58.5    | 60.5    |
| Had Intercepted          | 24      | 13      |

|                         |         |          |
|-------------------------|---------|----------|
| <b>PUNTS/AVERAGE</b>    | 66/43.1 | 70/45.3  |
| <b>NET PUNTING AVG.</b> | 39.0    | 37.8     |
| <b>PENALTIES/YARDS</b>  | 91/897  | 123/1006 |
| <b>FUMBLES/LOST</b>     | 25/11   | 26/8     |

|                   |    |    |
|-------------------|----|----|
| <b>TOUCHDOWNS</b> | 28 | 38 |
| Rushing           | 8  | 15 |
| Passing           | 19 | 22 |
| Returns           | 1  | 1  |

|            | Q1 | Q2  | Q3 | Q4  | OT | PTS |
|------------|----|-----|----|-----|----|-----|
| WASHINGTON | 43 | 103 | 60 | 82  | 0  | 288 |
| Opponents  | 75 | 90  | 73 | 126 | 3  | 367 |

|            | TD | Ru | Pa | Rt | PAT   | FG    | 2-Pt. | TP  |
|------------|----|----|----|----|-------|-------|-------|-----|
| Gano       | 0  | 0  | 0  | 0  | 25/26 | 31/41 | 0     | 118 |
| Gaffney    | 5  | 0  | 5  | 0  | 0/0   | 0/0   | 0     | 30  |
| Moss       | 4  | 0  | 4  | 0  | 0/0   | 0/0   | 0     | 24  |
| WASHINGTON | 28 | 8  | 19 | 1  | 25/26 | 31/41 | 1     | 288 |
| Opponents  | 38 | 15 | 22 | 1  | 37/38 | 34/41 | 0     | 367 |

|            | No. | Yards | Avg. | Lg  | TD |
|------------|-----|-------|------|-----|----|
| Helu       | 151 | 640   | 4.2  | 28t | 2  |
| Royster    | 56  | 328   | 5.9  | 28  | 0  |
| Hightower  | 84  | 321   | 3.8  | 22  | 1  |
| Torain     | 59  | 200   | 3.4  | 39  | 1  |
| WASHINGTON | 400 | 1,614 | 4.0  | 39  | 8  |
| Opponents  | 438 | 1,884 | 4.3  | 67  | 15 |

|            | Att | Comp | Yards | Cmp% | Yards/Att | TD | TD% | Int | Int% | Long | Sack/Lost | Rating |
|------------|-----|------|-------|------|-----------|----|-----|-----|------|------|-----------|--------|
| Grossman   | 458 | 265  | 3,151 | 57.9 | 6.9       | 16 | 3.5 | 20  | 4.4  | 51   | 25/201    | 72.4   |
| Beck       | 132 | 60   | 858   | 60.6 | 6.5       | 2  | 1.5 | 4   | 3.0  | 32   | 16/84     | 72.1   |
| WASHINGTON | 591 | 346  | 4,058 | 58.5 | 6.9       | 19 | 3.2 | 24  | 4.1  | 51   | 41/285    | 73.3   |
| Opponents  | 509 | 308  | 3,804 | 60.5 | 7.5       | 22 | 4.3 | 13  | 2.6  | 73t  | 41/251    | 87.4   |

|                  | No. | Yards | Avg. | Lg  | TD |
|------------------|-----|-------|------|-----|----|
| <b>RECEIVING</b> |     |       |      |     |    |
| Gaffney          | 68  | 947   | 13.9 | 45  | 5  |
| Davis            | 59  | 796   | 13.5 | 42  | 3  |
| Helu             | 49  | 379   | 7.7  | 47t | 1  |
| Moss             | 46  | 584   | 12.7 | 49t | 4  |
| WASHINGTON       | 346 | 4,058 | 11.7 | 51  | 19 |
| Opponents        | 308 | 3,804 | 12.4 | 73t | 22 |

|                      | No. | Yards | Avg. | Lg | TD |
|----------------------|-----|-------|------|----|----|
| <b>INTERCEPTIONS</b> |     |       |      |    |    |
| Hall                 | 3   | 46    | 15.3 | 26 | 0  |
| Atogwe               | 3   | 42    | 14.0 | 26 | 0  |
| WASHINGTON           | 13  | 127   | 9.8  | 30 | 1  |
| Opponents            | 24  | 353   | 14.7 | 51 | 0  |

|           | No. | Yards | Avg. | Net  | TB | In | Lg | Blk |
|-----------|-----|-------|------|------|----|----|----|-----|
| Rocca     | 66  | 2,842 | 43.1 | 39.0 | 1  | 28 | 63 | 0   |
| Opponents | 70  | 3,172 | 45.3 | 37.8 | 10 | 20 | 67 | 0   |

|                     | Ret | FC | Yards | Avg. | Lg | TD |
|---------------------|-----|----|-------|------|----|----|
| <b>PUNT RETURNS</b> |     |    |       |      |    |    |
| Banks               | 36  | 9  | 328   | 9.1  | 55 | 0  |
| WASHINGTON          | 37  | 9  | 328   | 8.9  | 55 | 0  |
| Opponents           | 32  | 21 | 250   | 7.8  | 30 | 0  |

|                        | No. | Yards | Avg. | Lg | TD |
|------------------------|-----|-------|------|----|----|
| <b>KICKOFF RETURNS</b> |     |       |      |    |    |
| Banks                  | 51  | 1,174 | 23.0 | 47 | 0  |
| WASHINGTON             | 56  | 1,239 | 22.1 | 47 | 0  |
| Opponents              | 36  | 749   | 20.8 | 51 | 0  |

|                    | 1-19 | 20-29 | 30-39 | 40-49 | 50+ |
|--------------------|------|-------|-------|-------|-----|
| <b>FIELD GOALS</b> |      |       |       |       |     |
| Gano               | 0/0  | 14/15 | 5/9   | 8/11  | 4/6 |
| Opponents          | 0/0  | 12/12 | 9/10  | 11/16 | 2/3 |

|                | T   | S   | A  | TFL | PD | FF | FR |
|----------------|-----|-----|----|-----|----|----|----|
| <b>DEFENSE</b> |     |     |    |     |    |    |    |
| Fletcher       | 209 | 123 | 86 | 5   | 11 | 3  | 0  |
| Hall           | 111 | 75  | 36 | 2   | 20 | 1  | 0  |
| Doughty        | 87  | 52  | 35 | 3   | 2  | 2  | 1  |

**SACKS:** Brian Drakpo 9.0, Ryan Kerrigan 7.5, Stephen Bowen 6.0, Adam Carriker 5.5, Barry Cofield 3.0, Chris Neild 2.0, London Fletcher 1.5, LaRon Landry 1.5, Kedric Golston 1.5, Rocky McIntosh 1.0, Perry Riley 1.0, Oshiomogho Atogwe 0.5

**NOTABLE RECORD (Finish):** 5-11 [4th NFC East]

**Honors:** LB London Fletcher, Pro Bowl, AP Second-Team All-Pro, Bart Starr Award Winner; LB Lorenzo Alexander, Walter Payton Man of the Year Nominee; DE Stephen Bowen, Ed Block Courage Award; RB Roy Helu, Pro Football Weekly/PFWA All-Rookie Team; LB Ryan Kerrigan, Pro Football Weekly/PFWA All-Rookie Team

**Starters:** Defense: G Chris Chester (16), C/G Will Montgomery (16), WR Jabar Gaffney (15), QB Rex Grossman (13), T Jammal Brown (12), TE Fred Davis (12), WR Santana Moss (12), T Trent Williams (10), G Maurice Hurt (8), FB Darrel Young (8), TE Logan Paulsen (6), TE Chris Cooley (5), RB Roy Helu (5), RB Tim Hightower (5), G Kory Lichtensteiger (5), T/G Tyler Polumbus (4), T Sean Locklear (4), RB Ryan Torain (4), QB John Beck (3), T Willie Smith (3), WR Anthony Armstrong (2), C Erik Cook (2), WR Leonard Hankerson (2), WR Niles Paul (2), RB Evan Royster (2)

Defense: DE Stephen Bowen (16), DE Adam Carriker (16), NT Barry Cofield (16), LB London Fletcher (16), CB DeAngelo Hall (16), LB Ryan Kerrigan (16), LB Brian Drakpo (16), CB Josh Wilson (16), S Reed Doughty (11), S Oshiomogho Atogwe (8), S LaRon Landry (8), LB Rocky McIntosh (8), LB Perry Riley (8), S DeJon Gomes (5)

# YEARLY STATS

## 2012 [10-6] // COACH MIKE SHANAHAN

|          |   |       |                     |        |
|----------|---|-------|---------------------|--------|
| Sept. 9  | W | 40-32 | at New Orleans      | 72,180 |
| Sept. 16 | L | 28-31 | at St. Louis        | 53,979 |
| Sept. 23 | L | 31-38 | Cincinnati          | 80,060 |
| Sept. 30 | W | 24-22 | at Tampa Bay        | 58,191 |
| Oct. 7   | L | 17-24 | Atlanta             | 75,337 |
| Oct. 14  | W | 38-26 | Minnesota           | 78,476 |
| Oct. 21  | L | 23-27 | at New York Giants  | 81,352 |
| Oct. 28  | L | 12-27 | at Pittsburgh       | 62,371 |
| Nov. 4   | L | 13-21 | Carolina            | 79,327 |
| Nov. 18  | W | 31-6  | Philadelphia        | 79,327 |
| Nov. 22  | W | 38-31 | at Dallas           | 90,166 |
| Dec. 3   | W | 17-16 | New York Giants     | 80,246 |
| Dec. 9   | W | 31-28 | Baltimore           | 81,178 |
| Dec. 16  | W | 38-21 | at Cleveland        | 65,083 |
| Dec. 23  | W | 27-20 | at Philadelphia     | 69,144 |
| Dec. 30  | W | 28-18 | Dallas              | 82,845 |
| Jan. 6   | L | 14-24 | Playoffs<br>Seattle | 84,325 |

|                          | Redskins | Opponents |
|--------------------------|----------|-----------|
| <b>TOTAL FIRST DOWNS</b> | 341      | 340       |
| Rushing                  | 144      | 89        |
| Passing                  | 171      | 223       |
| Penalty                  | 26       | 28        |
| 3rd Down: Made/Att       | 68/190   | 95/215    |
| 3rd Down Pct.            | 35.8     | 44.2      |
| 4th Down: Made/Att       | 12/17    | 8/14      |
| 4th Down Pct.            | 70.6     | 57.1      |
| <b>POSSESSION AVG.</b>   | 31:05    | 28:55     |
| <b>TOTAL NET YARDS</b>   | 6,131    | 6,043     |
| Avg. Per Game            | 383.2    | 377.7     |
| Total Plays              | 994      | 1031      |
| Avg. Per Play            | 6.2      | 5.9       |
| <b>NET YARDS RUSHING</b> | 2,709    | 1,532     |
| Avg. Per Game            | 169.3    | 95.8      |
| Total Rushes             | 519      | 363       |
| <b>NET YARDS PASSING</b> | 3,422    | 4,511     |
| Avg. Per Game            | 213.9    | 281.9     |
| Sacked / Yards Lost      | 33/244   | 32/209    |
| Gross Yards              | 3,666    | 4,720     |
| Attempts / Completions   | 442/291  | 636/393   |
| Completion Pct.          | 65.8     | 61.8      |
| Had Intercepted          | 8        | 21        |
| <b>PUNTS/AVERAGE</b>     | 70/42.6  | 65/46.4   |
| <b>NET PUNTING AVG.</b>  | 36.2     | 39.4      |
| <b>PENALTIES/YARDS</b>   | 116/985  | 100/811   |
| <b>FUMBLES/LOST</b>      | 26/6     | 17/10     |
| <b>TOUCHDOWNS</b>        |          |           |
| Rushing                  | 22       | 11        |
| Passing                  | 24       | 31        |
| Returns                  | 6        | 1         |

| SCORE BY PERIODS | Q1 | Q2  | Q3 | Q4  | OT | PTS |
|------------------|----|-----|----|-----|----|-----|
| WASHINGTON       | 43 | 103 | 60 | 82  | 0  | 288 |
| Opponents        | 75 | 90  | 73 | 126 | 3  | 367 |

| SCORING     | TD | Ru | Pa | Rt | PAT   | FG    | 2-Pt. | TP  |
|-------------|----|----|----|----|-------|-------|-------|-----|
| Forbath     | 0  | 0  | 0  | 0  | 33/34 | 17/18 | 0     | 84  |
| Morris      | 13 | 13 | 0  | 0  | 0/0   | 0/0   | 0     | 78  |
| Moss        | 8  | 0  | 8  | 0  | 0/0   | 0/0   | 0     | 48  |
| Griffin III | 7  | 7  | 0  | 0  | 0/0   | 0/0   | 0     | 42  |
| WASHINGTON  | 52 | 22 | 24 | 6  | 50/51 | 24/30 | 1     | 436 |
| Opponents   | 43 | 11 | 31 | 1  | 36/36 | 28/30 | 5     | 388 |

| RUSHING     | No. | Yards | Avg. | Lg  | TD |
|-------------|-----|-------|------|-----|----|
| Morris      | 335 | 1,613 | 4.8  | 39t | 13 |
| Griffin III | 120 | 815   | 6.8  | 76t | 7  |
| Royster     | 23  | 88    | 3.8  | 12  | 2  |
| WASHINGTON  | 519 | 2,709 | 5.2  | 76t | 22 |
| Opponents   | 363 | 1,532 | 4.2  | 53  | 11 |

| PASSING     | Att | Comp | Yards | Cmp% | Yards/Att | TD | TD% | Int | Int% | Long | Sack/Lost | Rating |
|-------------|-----|------|-------|------|-----------|----|-----|-----|------|------|-----------|--------|
| Griffin III | 393 | 258  | 3,200 | 65.6 | 8.1       | 20 | 5.1 | 5   | 1.3  | 88t  | 30/217    | 102.4  |
| Cousins     | 48  | 33   | 466   | 68.8 | 9.7       | 4  | 8.3 | 3   | 6.3  | 77t  | 3/27      | 101.6  |
| WASHINGTON  | 442 | 291  | 3,666 | 65.8 | 8.3       | 24 | 5.4 | 8   | 1.8  | 88t  | 33/244    | 102.1  |
| Opponents   | 636 | 393  | 4,720 | 61.8 | 7.4       | 31 | 4.9 | 21  | 3.3  | 85t  | 32/209    | 87.0   |

| RECEIVING  | No. | Yards | Avg. | Lg  | TD |
|------------|-----|-------|------|-----|----|
| Morgan     | 48  | 510   | 10.6 | 32  | 2  |
| Garçon     | 44  | 633   | 14.4 | 88t | 4  |
| Moss       | 41  | 573   | 14.0 | 77t | 8  |
| WASHINGTON | 291 | 3,666 | 12.6 | 88t | 24 |
| Opponents  | 393 | 4,720 | 12.0 | 85t | 31 |

| INTERCEPTIONS | No. | Yards | Avg. | Lg | TD |
|---------------|-----|-------|------|----|----|
| Fletcher      | 5   | 29    | 5.8  | 10 | 0  |
| Hall          | 4   | 62    | 15.5 | 27 | 0  |
| R.Jackson     | 4   | 19    | 4.8  | 17 | 1  |
| WASHINGTON    | 21  | 257   | 12.2 | 49 | 3  |
| Opponents     | 8   | 142   | 17.8 | 41 | 0  |

| PUNTING   | No. | Yards | Avg. | Net  | TB | In | Lg | Blk |
|-----------|-----|-------|------|------|----|----|----|-----|
| Rocca     | 68  | 2,984 | 43.9 | 37.2 | 3  | 22 | 61 | 2   |
| Opponents | 65  | 3,018 | 46.4 | 39.4 | 6  | 23 | 66 | 0   |

| PUNT RETURNS | Ret | FC | Yards | Avg. | Lg | TD |
|--------------|-----|----|-------|------|----|----|
| Banks        | 26  | 5  | 178   | 6.8  | 27 | 0  |
| Crawford     | 8   | 2  | 156   | 19.5 | 64 | 0  |
| WASHINGTON   | 36  | 7  | 335   | 9.3  | 64 | 0  |
| Opponents    | 39  | 19 | 320   | 8.2  | 39 | 0  |

| KICKOFF RETURNS | No. | Yards | Avg. | Lg | TD |
|-----------------|-----|-------|------|----|----|
| Banks           | 22  | 527   | 24.0 | 55 | 0  |
| Paul            | 13  | 283   | 21.8 | 48 | 0  |
| WASHINGTON      | 38  | 892   | 23.5 | 55 | 0  |
| Opponents       | 55  | 1,264 | 23.0 | 48 | 0  |

| FIELD GOALS | 1-19 | 20-29 | 30-39 | 40-49 | 50+ |
|-------------|------|-------|-------|-------|-----|
| Forbath     | 0/0  | 3/3   | 2/3   | 11/11 | 1/1 |
| Cundiff     | 0/0  | 1/1   | 3/5   | 3/4   | 0/2 |
| WASHINGTON  | 0/0  | 4/4   | 5/8   | 14/15 | 1/3 |
| Opponents   | 0/0  | 6/6   | 10/10 | 8/9   | 4/5 |

| DEFENSE  | T   | S   | A  | TFL | PD | FF | FR |
|----------|-----|-----|----|-----|----|----|----|
| Fletcher | 188 | 112 | 76 | 6   | 14 | 3  | 0  |
| Riley    | 167 | 92  | 75 | 7   | 8  | 1  | 1  |
| Hall     | 115 | 89  | 26 | 6   | 16 | 0  | 1  |

**SACKS:** Ryan Kerrigan 8.5, Rob Jackson 4.5, Perry Riley 3.5, London Fletcher 3.0, Barry Cofield 2.5, Lorenzo Alexander 2.5, Josh Wilson 1.0, Jordan Pugh 1.0, Stephen Bowen 1.0, Madiou Williams 1.0, DeAngelo Hall 1.0, Brian Orakpo 1.0, Chris Wilson 0.5

**NOTABLE Record (Finish):** 10-6 (1st NFC East)

**Honors:** QB Robert Griffin III, Pro Bowl, AP Offensive Rookie of the Year, PFV/PFWA Rookie of the Year, PFV/PFWA Offensive Rookie of the Year, PFV/PFWA All-Rookie Team, Sporting News Rookie of the Year; LB/ST Lorenzo Alexander, Pro Bowl, PFV/PFWA All-Conference Special Teamer, Media Good Guy Award, NFLPA Pulse Award; LB London Fletcher, Pro Bowl, AP Second-Team All-Pro, NFLPA Pulse Award, USA Football All-Fundamentals Team; LB Ryan Kerrigan, Pro Bowl; G Kory Lichtensteiger, Ed Block Courage Award; WR Joshua Morgan, Walter Payton Man of the Year Nominee; RB Alfred Morris, AP Second-Team All-Pro, PFV/PFWA All-Rookie Team; T Trent Williams, Pro Bowl

**Starters:** Offense: T Trent Williams (16), G Kory Lichtensteiger (16), C Will Montgomery (16), G Chris Chester (16), RB Alfred Morris (16), T Tyler Polumbus (15), QB Robert Griffin III (15), WR Joshua Morgan (14), WR Pierre Garçon (10), TE Logan Paulsen (10), FB Darrel Young (8), TE Fred Davis (7), WR Leonard Hankerson (7), TE Niles Paul (4), TE Chris Cooley (2), WR Santana Moss (1), WR Aldrick Robinson (1), QB Kirk Cousins (1), G/T Maurice Hurt (1)

Defense: NT Barry Cofield (16), DE Stephen Bowen (16), LB Ryan Kerrigan (16), LB London Fletcher (16), LB Perry Riley (16), LB DeAngelo Hall (16), CB Josh Wilson (16), S Madiou Williams (16), DE Jarvis Jenkins (14), LB Rob Jackson (14), S Reed Doughty (10), S DeJon Gates (4), DE Adam Carriker (2), LB Brian Orakpo (2), S Brandon Meriweather (1), CB Cedric Griffin (1)

# YEARLY STATS

## 2013 (3-13) // COACH MIKE SHANAHAN

|          |   |            |                    |        |
|----------|---|------------|--------------------|--------|
| Sept. 9  | L | 27-33      | Philadelphia       | 82,743 |
| Sept. 15 | L | 20-38      | at Green Bay       | 76,020 |
| Sept. 22 | L | 20-27      | Detroit            | 80,111 |
| Sept. 29 | W | 24-14      | at Oakland         | 53,549 |
| Oct. 13  | L | 16-31      | at Dallas          | 90,239 |
| Oct. 20  | W | 45-41      | Chicago            | 83,147 |
| Oct. 27  | L | 21-45      | at Denver          | 77,031 |
| Nov. 3   | W | 30-24 (OT) | San Diego          | 80,115 |
| Nov. 7   | L | 27-34      | at Minnesota       | 64,011 |
| Nov. 17  | L | 16-24      | at Philadelphia    | 69,144 |
| Nov. 25  | L | 6-27       | San Francisco      | 79,773 |
| Dec. 1   | L | 17-24      | New York Giants    | 75,220 |
| Dec. 8   | L | 10-45      | Kansas City        | 56,247 |
| Dec. 15  | L | 26-27      | at Atlanta         | 70,069 |
| Dec. 22  | L | 23-24      | Dallas             | 80,411 |
| Dec. 29  | L | 6-20       | at New York Giants | 80,177 |

|                          | Redskins | Opponents |
|--------------------------|----------|-----------|
| <b>TOTAL FIRST DOWNS</b> | 329      | 329       |
| Rushing                  | 112      | 102       |
| Passing                  | 198      | 204       |
| Penalty                  | 19       | 23        |
| 3rd Down: Made/Att       | 95/235   | 66/194    |
| 3rd Down Pct.            | 40.4     | 34.0      |
| 4th Down: Made/Att       | 6/20     | 12/17     |
| 4th Down Pct.            | 30.0     | 70.6      |

|                        | Redskins | Opponents |
|------------------------|----------|-----------|
| <b>POSSESSION AVG.</b> | 30:42    | 29:18     |
| <b>TOTAL NET YARDS</b> | 5,915    | 5,665     |
| Avg. Per Game          | 369.7    | 354.1     |
| Total Plays            | 1,107    | 993       |
| Avg. Per Play          | 5.3      | 5.7       |

|                          | Redskins | Opponents |
|--------------------------|----------|-----------|
| <b>NET YARDS RUSHING</b> | 2,164    | 1,769     |
| Avg. Per Game            | 135.3    | 110.6     |
| Total Rushes             | 453      | 44        |

|                          | Redskins | Opponents |
|--------------------------|----------|-----------|
| <b>NET YARDS PASSING</b> | 3,751    | 3,896     |
| Avg. Per Game            | 234.4    | 243.5     |
| Sacked / Yards Lost      | 43/306   | 36/238    |
| Gross Yards              | 4057     | 4134      |
| Attempts / Completions   | 611/355  | 514/337   |
| Completion Pct.          | 58.1     | 65.6      |
| Interceptions            | 19       | 16        |

|                         | Redskins | Opponents |
|-------------------------|----------|-----------|
| <b>PUNTS/AVERAGE</b>    | 85/41.5  | 74/46.4   |
| <b>NET PUNTING AVG.</b> | 85/33.4  | 74/41.2   |
| <b>PENALTIES/YARDS</b>  | 99/802   | 83/697    |
| <b>FUMBLES/LOST</b>     | 30/15    | 19/10     |
| <b>TOUCHDOWNS</b>       |          |           |
| Rushing                 | 39       | 59        |
| Passing                 | 14       | 23        |
| Returns                 | 20       | 29        |
|                         | 5        | 7         |

|            | Q1  | Q2  | Q3 | Q4  | OT | PTS |
|------------|-----|-----|----|-----|----|-----|
| WASHINGTON | 47  | 114 | 82 | 85  | 6  | 334 |
| Opponents  | 126 | 141 | 91 | 120 | 0  | 478 |

|            | TD | Ru | Pa | Rt | PAT   | FG    | 2-Pt. | TP  |
|------------|----|----|----|----|-------|-------|-------|-----|
| Forbath    | 0  | 0  | 0  | 0  | 26/26 | 18/22 | 0     | 80  |
| Morris     | 7  | 7  | 0  | 0  | 0/0   | 0/0   | 0     | 42  |
| Garçon     | 5  | 0  | 5  | 0  | 0/0   | 0/0   | 0     | 30  |
| Young      | 4  | 3  | 1  | 0  | 0/0   | 0/0   | 0     | 24  |
| Helu       | 4  | 4  | 0  | 0  | 0/0   | 0/0   | 0     | 24  |
| WASHINGTON | 39 | 14 | 20 | 5  | 33/33 | 21/26 | 2     | 334 |
| Opponents  | 59 | 23 | 29 | 7  | 59/59 | 21/25 | 0     | 478 |

|             | No. | Yards | Avg. | Lg  | TD |
|-------------|-----|-------|------|-----|----|
| RUSHING     |     |       |      |     |    |
| Morris      | 276 | 1,275 | 4.6  | 45t | 7  |
| Griffin III | 86  | 489   | 5.7  | 26  | 0  |
| Helu        | 62  | 274   | 4.4  | 24  | 4  |
| WASHINGTON  | 453 | 2,164 | 4.8  | 45t | 14 |
| Opponents   | 443 | 1,769 | 4.0  | 50t | 23 |

|             | Att | Comp | Yards | Cmp% | Yards/Att | TD | TD% | Int | Int% | Long | Sack/Lost | Rating |
|-------------|-----|------|-------|------|-----------|----|-----|-----|------|------|-----------|--------|
| PASSING     |     |      |       |      |           |    |     |     |      |      |           |        |
| Griffin III | 456 | 274  | 3,203 | 60.1 | 7.0       | 16 | 3.5 | 12  | 2.6  | 62t  | 38/274    | 82.2   |
| Cousins     | 155 | 81   | 854   | 52.3 | 5.5       | 4  | 2.6 | 7   | 4.5  | 62   | 5/32      | 58.4   |
| WASHINGTON  | 611 | 355  | 4,057 | 58.1 | 6.6       | 20 | 3.3 | 19  | 3.1  | 62t  | 43/306    | 76.1   |
| Opponents   | 514 | 337  | 4,134 | 65.6 | 8.0       | 29 | 5.6 | 16  | 3.1  | 57   | 36/238    | 96.1   |

|            | No. | Yards | Avg. | Lg  | TD |
|------------|-----|-------|------|-----|----|
| RECEIVING  |     |       |      |     |    |
| Garçon     | 113 | 1346  | 11.9 | 53t | 5  |
| Reed       | 45  | 499   | 11.1 | 38  | 3  |
| Moss       | 42  | 452   | 10.8 | 28  | 2  |
| WASHINGTON | 355 | 4,057 | 11.4 | 62t | 20 |
| Opponents  | 337 | 4,134 | 12.3 | 57  | 29 |

|               | No. | Yards | Avg. | Lg  | TD |
|---------------|-----|-------|------|-----|----|
| INTERCEPTIONS |     |       |      |     |    |
| Hall          | 4   | 49    | 12.3 | 26t | 2  |
| Meriweather   | 2   | 62    | 31.0 | 32  | 0  |
| Amerson       | 2   | 45    | 22.5 | 45t | 1  |
| WASHINGTON    | 16  | 247   | 15.4 | 45t | 4  |
| Opponents     | 19  | 214   | 11.3 | 75t | 2  |

|           | No. | Yards | Avg. | Net  | TB | In | Lg | Blk |
|-----------|-----|-------|------|------|----|----|----|-----|
| PUNTING   |     |       |      |      |    |    |    |     |
| Rocca     | 84  | 3,526 | 42.0 | 33.8 | 0  | 26 | 63 | 1   |
| Opponents | 74  | 3,437 | 46.4 | 41.2 | 8  | 29 | 72 | 0   |

|              | Ret | FC  | Yards | Avg. | Lg  | TD |
|--------------|-----|-----|-------|------|-----|----|
| PUNT RETURNS |     |     |       |      |     |    |
| Moss         | 8   | 130 | 7.2   | 18   | 0   | 0  |
| Morgan       | 8   | 1   | 59    | 7.4  | 34  | 0  |
| WASHINGTON   | 35  | 11  | 225   | 6.4  | 34  | 0  |
| Opponents    | 39  | 18  | 655   | 16.8 | 86t | 3  |

|                 | No. | Yards | Avg. | Lg  | TD |
|-----------------|-----|-------|------|-----|----|
| KICKOFF RETURNS |     |       |      |     |    |
| Paul            | 20  | 411   | 20.6 | 39  | 0  |
| Morgan          | 12  | 239   | 19.9 | 25  | 0  |
| WASHINGTON      | 51  | 1,018 | 20.0 | 39  | 0  |
| Opponents       | 47  | 1,048 | 22.3 | 95t | 1  |

|             | 1-19 | 20-29 | 30-39 | 40-49 | 50+ |
|-------------|------|-------|-------|-------|-----|
| FIELD GOALS |      |       |       |       |     |
| Forbath     | 0/0  | 3/4   | 10/10 | 4/6   | 1/2 |
| Potter      | 0/0  | 2/2   | 0/0   | 1/1   | 0/1 |
| WASHINGTON  | 0/0  | 5/6   | 10/10 | 5/7   | 1/3 |
| Opponents   | 2/2  | 6/6   | 7/9   | 5/5   | 1/3 |

|          | T   | S  | A  | TFL | PD | FF | FR |
|----------|-----|----|----|-----|----|----|----|
| DEFENSE  |     |    |    |     |    |    |    |
| Riley    | 112 | 69 | 43 | 7   | 8  | 0  | 1  |
| Fletcher | 111 | 63 | 48 | 4   | 2  | 1  | 0  |
| Wilson   | 89  | 64 | 25 | 5   | 7  | 2  | 3  |

**SACKS:** Brian Orakpo 10.0, Ryan Kerrigan 8.5, Perry Riley Jr. 3.0, Barry Cofield 2.5, London Fletcher 2.0, Rob Jackson 2.0, Jarvis Jenkins 2.0, Josh Wilson 2.0, Chris Baker 1.0, Brandon Meriweather 1.0, Bacarri Rambo 1.0, Darryl Tapp 1.0

**NOTABLE Record (Finish):** 3-13 (4th NFC East)

**Honors:** WR Pierre Garçon, USA Today All-Joe Team; QB Robert Griffin III, Ed Block Courage Award; RB Alfred Morris, Pro Bowl, Walter Payton Man of the Year Nominee; WR Santana Moss, Media Good Guy Award; LB Brian Orakpo, Pro Bowl; TE Jordan Reed, PFWA All-Rookie Team; T Trent Williams, Pro Bowl; FB Darrel Young, Media Good Guy Award

**Starters:** Offense: G Chris Chester (16), WR Pierre Garçon (16), G Kory Lichtensteiger (16), C Will Montgomery (16), RB Alfred Morris (16), T Tyler Polumbus (16), T Trent Williams (16), TE Logan Paulsen (14), QB Robert Griffin III (13), WR Leonard Hankerson (7), WR Joshua Morgan (7), FB Darrel Young (7), TE Niles Paul (4), TE Jordan Reed (4), QB Kirk Cousins (3), TE Fred Davis (3), WR Santana Moss (1), WR Aldrick Robinson (1)

Defense: NT Barry Cofield (16), LB London Fletcher (16), CB DeAngelo Hall (16), LB Ryan Kerrigan (16), LB Perry Riley Jr. (16), CB Josh Wilson (16), LB Brian Orakpo (15), S Brandon Meriweather (13), DE Stephen Bowen (10), CB David Amerson (8), S Reed Doughty (8), DE Kedric Golston (8), CB E.J. Biggers (5), DE Jarvis Jenkins (5), DE Chris Baker (3), S Bacarri Rambo (3), S Jose Gumbs (1), LB Rob Jackson (1)

# YEARLY STATS

## 2014 [4-12] // COACH JAY GRUDEN

| Date     | Result | Score      | Location           | Points |
|----------|--------|------------|--------------------|--------|
| Sept. 7  | L      | 6-17       | at Houston         | 71,770 |
| Sept. 14 | W      | 41-10      | Jacksonville       | 80,037 |
| Sept. 21 | L      | 34-37      | at Philadelphia    | 69,596 |
| Sept. 25 | L      | 14-45      | New York Giants    | 80,573 |
| Oct. 6   | L      | 17-27      | Seattle            | 79,522 |
| Oct. 12  | L      | 20-30      | at Arizona         | 61,159 |
| Oct. 19  | W      | 19-17      | Tennessee          | 75,227 |
| Oct. 27  | W      | 20-17 (OT) | at Dallas          | 87,055 |
| Nov. 2   | L      | 26-29      | at Minnesota       | 52,252 |
| Nov. 16  | L      | 7-27       | Tampa Bay          | 77,442 |
| Nov. 23  | L      | 13-17      | at San Francisco   | 70,799 |
| Nov. 30  | L      | 27-49      | at Indianapolis    | 65,352 |
| Dec. 7   | L      | 0-24       | St. Louis          | 71,120 |
| Dec. 14  | L      | 13-24      | at New York Giants | 77,628 |
| Dec. 20  | W      | 27-24      | Philadelphia       | 78,897 |
| Dec. 28  | L      | 17-44      | Dallas             | 80,897 |

### TOTAL FIRST DOWNS

|                    | Redskins | Opponents |
|--------------------|----------|-----------|
| Rushing            | 318      | 307       |
| Passing            | 88       | 77        |
| Penalty            | 186      | 195       |
| 3rd Down: Made/Att | 62/197   | 89/207    |
| 3rd Down Pct.      | 31.5     | 43.0      |
| 4th Down: Made/Att | 4/16     | 5/9       |
| 4th Down Pct.      | 25.0     | 55.6      |

### POSSESSION AVG.

|                      | Redskins | Opponents |
|----------------------|----------|-----------|
| TOTAL NET YARDS      | 30:34    | 29:26     |
| Avg. Per Game        | 5738     | 5712      |
| Total Plays          | 358.6    | 357.0     |
| Avg. Per Play        | 1,006    | 976       |
| NET YARDS RUSHING    | 5.7      | 5.9       |
| Avg. Per Game        | 1,691    | 1,722     |
| Total Rushes         | 105.7    | 107.6     |
| NET YARDS PASSING    | 4.01     | 4.21      |
| Avg. Per Game        | 4,047    | 3,990     |
| Sacked/Yards Lost    | 252.9    | 249.4     |
| Gross Yards          | 59/414   | 36/241    |
| Attempts/Completions | 4,461    | 4,231     |
| Completion Pct.      | 547/364  | 519/345   |
| Had Intercepted      | 66.5     | 66.5      |
| PUNTS/AVERAGE        | 18       | 7         |
| NET PUNTING AVG.     | 78/46.9  | 80/44.0   |
| PENALTIES/YARDS      | 40.0     | 40.4      |
| FUMBLES/LOST         | 120/1130 | 144/1164  |
| TOUCHDOWNS           | 31/13    | 26/12     |
| Rushing              | 33       | 53        |
| Passing              | 15       | 11        |
| Returns              | 18       | 35        |
|                      | 0        | 7         |

### SCORE BY PERIODS

|            | Q1 | Q2  | Q3 | Q4  | OT | PTS |
|------------|----|-----|----|-----|----|-----|
| WASHINGTON | 53 | 94  | 78 | 73  | 3  | 301 |
| Opponents  | 86 | 133 | 82 | 137 | 0  | 438 |

### SCORING

|            | TD | Ru | Pa | Rt | PAT   | FG    | 2-Pt. | TP  |
|------------|----|----|----|----|-------|-------|-------|-----|
| Forbath    | 0  | 0  | 0  | 0  | 31/32 | 24/27 | 0     | 103 |
| Morris     | 8  | 8  | 0  | 0  | 0/0   | 0/0   | 0     | 48  |
| Jackson    | 6  | 0  | 6  | 0  | 0/0   | 0/0   | 0     | 36  |
| Young      | 5  | 3  | 2  | 0  | 0/0   | 0/0   | 0     | 30  |
| WASHINGTON | 33 | 15 | 18 | 0  | 31/32 | 24/27 | 0     | 301 |
| Opponents  | 53 | 11 | 35 | 7  | 50/51 | 22/26 | 2     | 438 |

### RUSHING

|             | No. | Yards | Avg. | Lg  | TD |
|-------------|-----|-------|------|-----|----|
| Morris      | 265 | 1,074 | 4.1  | 30  | 8  |
| Helu Jr.    | 40  | 216   | 5.4  | 18  | 1  |
| Griffin III | 38  | 176   | 4.6  | 23  | 1  |
| WASHINGTON  | 401 | 1,691 | 4.2  | 30  | 15 |
| Opponents   | 421 | 1,722 | 4.1  | 65t | 11 |

### PASSING

|             | Att | Comp | Yards | Cmp% | Yards/Att | TD | TD% | Int | Int% | Long | Sack/Lost | Rating |
|-------------|-----|------|-------|------|-----------|----|-----|-----|------|------|-----------|--------|
| Cousins     | 204 | 126  | 1,710 | 61.8 | 8.4       | 10 | 4.9 | 9   | 4.4  | 81t  | 8/70      | 86.4   |
| Griffin III | 214 | 147  | 1,694 | 68.7 | 7.9       | 4  | 1.9 | 6   | 2.8  | 69t  | 33/227    | 86.9   |
| McCoy       | 128 | 91   | 1,057 | 71.1 | 8.3       | 4  | 3.1 | 3   | 2.3  | 70t  | 17/117    | 96.4   |
| WASHINGTON  | 547 | 364  | 4,461 | 66.5 | 8.2       | 18 | 3.3 | 18  | 3.3  | 81t  | 58/414    | 88.8   |
| Opponents   | 519 | 345  | 4,231 | 66.5 | 8.2       | 35 | 6.7 | 7   | 1.3  | 79t  | 36/241    | 108.3  |

### RECEIVING

|            | No. | Yards | Avg. | Lg  | TD |
|------------|-----|-------|------|-----|----|
| Garçon     | 68  | 752   | 11.1 | 70t | 3  |
| Jackson    | 56  | 1,169 | 20.9 | 81t | 6  |
| Reed       | 50  | 465   | 9.3  | 30  | 0  |
| WASHINGTON | 364 | 4,461 | 12.3 | 81t | 18 |
| Opponents  | 345 | 4,231 | 12.3 | 79t | 35 |

### INTERCEPTIONS

|            | No. | Yards | Avg. | Lg | TD |
|------------|-----|-------|------|----|----|
| Breeland   | 2   | 0     | 0.0  | 0  | 0  |
| WASHINGTON | 7   | 38    | 5.4  | 14 | 0  |
| Opponents  | 18  | 245   | 13.6 | 39 | 2  |

### PUNTING

|            | No. | Yards | Avg. | Net  | TB | In | Lg | Blk |
|------------|-----|-------|------|------|----|----|----|-----|
| Way        | 77  | 3,659 | 47.5 | 40.0 | 7  | 22 | 77 | 1   |
| WASHINGTON | 78  | 3,659 | 46.9 | 40.0 | 7  | 22 | 77 | 1   |
| Opponents  | 80  | 3,522 | 44.0 | 40.4 | 4  | 39 | 61 | 0   |

### PUNT RETURNS

|            | Ret | FC | Yards | Avg. | Lg  | TD |
|------------|-----|----|-------|------|-----|----|
| Roberts    | 28  | 25 | 208   | 7.4  | 37  | 0  |
| Jackson    | 1   | 2  | 0     | 0.0  | 0   | 0  |
| WASHINGTON | 29  | 27 | 208   | 7.2  | 37  | 0  |
| Opponents  | 42  | 10 | 397   | 9.5  | 78t | 1  |

### KICKOFF RETURNS

|            | No. | Yards | Avg. | Lg   | TD |
|------------|-----|-------|------|------|----|
| Roberts    | 30  | 710   | 23.7 | 45   | 0  |
| Paul       | 2   | 36    | 18.0 | 20   | 0  |
| WASHINGTON | 36  | 783   | 21.8 | 45   | 0  |
| Opponents  | 43  | 1,111 | 25.8 | 102t | 1  |

### FIELD GOALS

|            | 1-19 | 20-29 | 30-39 | 40-49 | 50+ |
|------------|------|-------|-------|-------|-----|
| Forbath    | 0/0  | 11/11 | 6/7   | 7/8   | 0/1 |
| WASHINGTON | 0/0  | 11/11 | 6/7   | 7/8   | 0/1 |
| Opponents  | 0/0  | 4/5   | 12/14 | 5/6   | 1/1 |

### DEFENSE

|             | T   | S  | A  | TFL | PD | FF | FR |
|-------------|-----|----|----|-----|----|----|----|
| K. Robinson | 108 | 70 | 38 | 6   | 3  | 0  | 1  |
| Clark       | 101 | 68 | 33 | 3   | 3  | 0  | 2  |
| Riley Jr.   | 93  | 60 | 33 | 6   | 4  | 1  | 0  |

**SACKS:** Ryan Kerrigan 13.5, Jason Hatcher 5.5, Brandon Meriweather 3.0, Frank Kearse 3.0, Trent Murphy 2.5, Perry Riley Jr. 2.0, Keenan Robinson 1.5, Trevardo Williams 1.0, Chris Baker 1.0, Barry Cofield Jr. 1.0, Jackson Jeffcoat 1.0, Brian Drakpo 0.5, Ryan Clark 0.5

### NOTABLE

**Record (Finish):** 4-12 (4th NFC East)

**Honors:** S Ryan Clark, NFL Art Rooney Sportsmanship Award Nominee; RB Alfred Morris, Pro Bowl; LB Ryan Kerrigan, Media Good Guy Award; LB Keenan Robinson, Ed Block Courage Award; T Trent Williams, Pro Bowl; FB Darrel Young, Walter Payton Man of the Year Nominee

**Starters:** Defense: G Chris Chester (16), C Kory Lichtensteiger (16), RB Alfred Morris (16), G Shawn Lauva (15), T Trent Williams (15), WR Pierre Garçon (14), WR DeSean Jackson (13), TE Logan Paulsen (12), FB Darrel Young (10), T Tom Compton (9), QB Robert Griffin III (7), TE Niles Paul (7), T Tyler Polunbus (7), QB Kirk Cousins (5), QB Colt McCoy (4), WR Andre Roberts (4), WR Ryan Grant (2), TE Jordan Reed (2), G Josh LeRibeus (1), T Morgan Moses (1)

Defense: LB Ryan Kerrigan (16), CB David Amerson (15), CB Bashad Breeland (15), S Ryan Clark (15), DE Jarvis Jenkins (14), LB Perry Riley Jr. (14), DE Jason Hatcher (13), LB Keenan Robinson (13), DL Chris Baker (12), S Brandon Meriweather (10), LB Trent Murphy (8), LB Brian Drakpo (7), LB Will Compton (5), S Phillip Thomas (4), DE Stephen Bowen (3), DL Barry Cofield Jr. (3), CB DeAngelo Hall (3), CB E.J. Biggers (2), LB Jackson Jeffcoat (1), CB Chase Minnifield (1), CB Tracy Porter (1), S Trenton Robinson (1)

# YEARLY STATS

## 2015 (9-7) // COACH JAY GRUDEN

|          |   |       |                       |        |
|----------|---|-------|-----------------------|--------|
| Sept. 13 | L | 10-17 | Miami                 | 76,512 |
| Sept. 20 | W | 24-10 | St. Louis             | 72,460 |
| Sept. 24 | L | 21-32 | at New York Giants    | 76,081 |
| Oct. 4   | W | 23-20 | Philadelphia          | 74,767 |
| Oct. 11  | L | 19-25 | at Atlanta            | 70,178 |
| Oct. 18  | L | 20-34 | at New York Jets      | 78,160 |
| Oct. 25  | W | 31-30 | Tampa Bay             | 72,912 |
| Nov. 8   | L | 10-27 | at New England        | 66,829 |
| Nov. 15  | W | 47-14 | New Orleans           | 75,086 |
| Nov. 22  | L | 16-44 | at Carolina           | 74,418 |
| Nov. 29  | W | 20-14 | New York Giants       | 77,367 |
| Dec. 7   | L | 18-19 | Dallas                | 80,444 |
| Dec. 13  | W | 24-21 | at Chicago            | 61,026 |
| Dec. 20  | W | 35-25 | Buffalo               | 80,124 |
| Dec. 26  | W | 38-24 | at Philadelphia       | 69,586 |
| Jan. 3   | W | 34-23 | at Dallas             | 90,127 |
| Jan. 10  | L | 18-35 | Playoffs<br>Green Bay | 81,367 |

|                          | Redskins | Opponents |
|--------------------------|----------|-----------|
| <b>TOTAL FIRST DOWNS</b> | 317      | 329       |
| Rushing                  | 81       | 103       |
| Passing                  | 208      | 202       |
| Penalty                  | 28       | 24        |
| 3rd Down: Made/Att       | 94/216   | 78/207    |
| 3rd Down Pct.            | 43.5     | 37.7      |
| 4th Down: Made/Att       | 7/12     | 11/20     |
| 4th Down Pct.            | 58.3     | 55.0      |
| <b>POSSESSION AVG.</b>   | 31:39    | 28:21     |
| <b>TOTAL NET YARDS</b>   | 5,661    | 6,090     |
| Avg. Per Game            | 353.8    | 380.6     |
| Total Plays              | 1,011    | 1,010     |
| Avg. Per Play            | 5.6      | 6.0       |
| <b>NET YARDS RUSHING</b> | 1,566    | 1,962     |
| Avg. Per Game            | 97.9     | 122.6     |
| Total Rushes             | 429      | 406       |
| <b>NET YARDS PASSING</b> | 4,095    | 4,128     |
| Avg. Per Game            | 255.9    | 258.0     |
| Sacked/Yards Lost        | 27/199   | 38/264    |
| Gross Yards              | 4,294    | 4,392     |
| Attempts/Completions     | 555/386  | 566/354   |
| Completion Pct.          | 69.5     | 62.5      |
| Had Intercepted          | 11       | 11        |
| <b>PUNTS/AVERAGE</b>     | 71/45.4  | 69/44.9   |
| <b>NET PUNTING AVG.</b>  | 39.8     | 40.9      |
| <b>PENALTIES/YARDS</b>   | 105/827  | 112/955   |
| <b>FUMBLES/LOST</b>      | 26/11    | 36/16     |
| <b>TOUCHDOWNS</b>        | 44       | 44        |
| Rushing                  | 9        | 10        |
| Passing                  | 30       | 30        |
| Returns                  | 5        | 4         |

| SCORE BY PERIODS | Q1  | Q2  | Q3  | Q4  | OT | PTS |
|------------------|-----|-----|-----|-----|----|-----|
| WASHINGTON       | 102 | 110 | 61  | 115 | 0  | 388 |
| Opponents        | 71  | 84  | 100 | 118 | 6  | 379 |

| SCORING    | TD | Ru | Pa | Rt | PAT   | FG    | 2-Pt. | TP  |
|------------|----|----|----|----|-------|-------|-------|-----|
| Hopkins    | 0  | 0  | 0  | 0  | 39/40 | 25/28 | 0     | 114 |
| Reed       | 11 | 0  | 11 | 0  | 0/0   | 0/0   | 0     | 66  |
| Garçon     | 6  | 0  | 6  | 0  | 0/0   | 0/0   | 0     | 36  |
| WASHINGTON | 44 | 9  | 30 | 5  | 40/41 | 26/30 | 2     | 388 |
| Opponents  | 44 | 10 | 30 | 4  | 40/41 | 23/28 | 1     | 379 |

| RUSHING    | No. | Yards | Avg. | Lg  | TD |
|------------|-----|-------|------|-----|----|
| Morris     | 202 | 751   | 3.7  | 48  | 1  |
| Jones      | 144 | 490   | 3.4  | 39t | 3  |
| Thompson   | 35  | 216   | 6.2  | 42  | 0  |
| WASHINGTON | 429 | 1,566 | 3.7  | 48  | 9  |
| Opponents  | 406 | 1,962 | 4.8  | 70  | 10 |

| PASSING    | Att | Comp | Yards | Cmp% | Yards/Att |
|------------|-----|------|-------|------|-----------|
| Cousins    | 543 | 379  | 4,166 | 69.8 | 7.7       |
| McCoy      | 11  | 7    | 128   | 63.6 | 11.6      |
| WASHINGTON | 555 | 386  | 4,294 | 69.5 | 7.7       |
| Opponents  | 566 | 354  | 4,392 | 62.5 | 7.8       |

| RECEIVING  | No. | Yards | Avg. | Lg  | TD |
|------------|-----|-------|------|-----|----|
| Reed       | 87  | 952   | 10.9 | 32  | 11 |
| Garçon     | 72  | 777   | 10.8 | 39t | 6  |
| Crowder    | 59  | 604   | 10.2 | 44  | 2  |
| WASHINGTON | 386 | 4,294 | 11.1 | 78t | 30 |
| Opponents  | 354 | 4,392 | 12.4 | 62t | 30 |

| INTERCEPTIONS | No. | Yards | Avg. | Lg  | TD |
|---------------|-----|-------|------|-----|----|
| Breeland      | 2   | 56    | 28.0 | 28  | 0  |
| Blackmon      | 2   | 7     | 3.5  | 6   | 0  |
| Riley Jr.     | 2   | 7     | 3.5  | 7   | 0  |
| WASHINGTON    | 11  | 181   | 16.5 | 44  | 1  |
| Opponents     | 11  | 140   | 12.7 | 59t | 1  |

| PUNTING    | No. | Yards | Avg. | Net  | TB | In | Lg | Blk |
|------------|-----|-------|------|------|----|----|----|-----|
| Way        | 70  | 3,224 | 46.1 | 39.8 | 7  | 21 | 64 | 1   |
| WASHINGTON | 71  | 3,224 | 45.4 | 39.8 | 7  | 21 | 64 | 1   |
| Opponents  | 69  | 3,097 | 44.9 | 40.9 | 6  | 24 | 63 | 1   |

| PUNT RETURNS | Ret | FC | Yards | Avg. | Lg  | TD |
|--------------|-----|----|-------|------|-----|----|
| Crowder      | 30  | 16 | 158   | 5.3  | 16  | 0  |
| Jackson      | 2   | 1  | -5    | -2.5 | 2   | 0  |
| WASHINGTON   | 32  | 17 | 153   | 4.8  | 16  | 0  |
| Opponents    | 30  | 14 | 258   | 8.6  | 69t | 1  |

| KICKOFF RETURNS | No. | Yards | Avg. | Lg   | TD |
|-----------------|-----|-------|------|------|----|
| Ross            | 28  | 684   | 24.4 | 101t | 1  |
| Roberts         | 7   | 231   | 33.0 | 99t  | 1  |
| WASHINGTON      | 40  | 999   | 25.0 | 101t | 2  |
| Opponents       | 29  | 582   | 20.1 | 49   | 0  |

| FIELD GOALS | 1-19 | 20-29 | 30-39 | 40-49 | 50+ |
|-------------|------|-------|-------|-------|-----|
| Hopkins     | 0/0  | 7/7   | 9/9   | 7/8   | 2/4 |
| Forbath     | 0/0  | 0/0   | 0/0   | 1/2   | 0/0 |
| WASHINGTON  | 0/0  | 7/7   | 9/9   | 8/10  | 2/4 |
| Opponents   | 0/0  | 8/8   | 8/10  | 5/7   | 2/3 |

| DEFENSE    | T   | S  | A  | TFL | PD | FF | FR |
|------------|-----|----|----|-----|----|----|----|
| Goldson    | 108 | 69 | 39 | 1   | 3  | 1  | 2  |
| W. Compton | 93  | 51 | 42 | 1   | 3  | 0  | 1  |
| Breeland   | 81  | 59 | 22 | 5   | 16 | 3  | 2  |

**SACKS:** Ryan Kerrigan 9.5, Preston Smith 8.0, Chris Baker 6.0, Trent Murphy 3.5, Jason Hatcher 2.0, Ricky Jean Francois 2.0, Stephen Paea 1.5, Terrance Knighton 1.5, Will Compton 1.0, Frank Kearse 1.0, Will Blackmon 1.0

**NOTABLE Record (Finish):** 9-7 (1st NFC East)

**Honors:** QB Kirk Cousins, PFWA Co-Most Improved Player; LB Ryan Kerrigan, Walter Payton Man of the Year Nominee; RB Alfred Morris, NFL Art Rooney Sportsmanship Award Nominee; T Morgan Moses, Ed Block Courage Award; G Brandon Scherff, PFWA All-Rookie Team; T Trent Williams, Pro Bowl, PFWA All-NFC, Media Good Guy Award

**Starters:** Offense: QB Kirk Cousins (16), WR Pierre Garçon (16), RB Alfred Morris (16), T Morgan Moses (16), G Brandon Scherff (16), T Trent Williams (14), G Spencer Long (13), TE Derek Carrier (11), G Josh LeRibeux (11), WR DeSean Jackson (9), TE Jordan Reed (9), WR Jamison Crowder (6), WR Ryan Grant (5), C Kory Lichtensteiger (5), G Shawn Lauvao (3), TE Anthony McCoy (3), FB Darrel Young (3), T Tom Compton (2), T Ty Nsekhe (2), TE Alex Smith (1)

Defense: LB Ryan Kerrigan (16), S Dashon Goldson (15), NT Terrance Knighton (15), LB Trent Murphy (15), DE Jason Hatcher (14), CB Bashaud Breeland (13), DE Chris Baker (11), CB Will Blackmon (10), LB Will Compton (9), LB Perry Riley Jr. (9), CB/S DeAngelo Hall (3/5), LB Keenan Robinson (8), S Trenton Robinson (8), CB Chris Culliver (6), LB Mason Foster (5), S Kysheo Jarrett (5), CB Quinton Dunbar (1), S Duke Ihenacho (1), DE Ricky Jean-Francois (1), S Jeron Johnson (1), DE Stephen Paea (1), CB Justin Rogers (1), LB Preston Smith (1)

| TD | TD% | Int | Int% | Long | Sack/Lost | Rating |
|----|-----|-----|------|------|-----------|--------|
| 29 | 5.3 | 11  | 2.0  | 78t  | 26/186    | 101.6  |
| 1  | 9.1 | 0   | 0.0  | 71t  | 1/13      | 133.9  |
| 30 | 5.4 | 11  | 2.0  | 78t  | 27/199    | 102.0  |
| 30 | 5.3 | 11  | 1.9  | 62t  | 38/264    | 96.1   |

# YEARLY STATS

## 2016 (8-7-1) // COACH JAY GRUDEN

|          |   |            |                    |        |
|----------|---|------------|--------------------|--------|
| Sept. 12 | L | 16-38      | Pittsburgh         | 79,124 |
| Sept. 18 | L | 23-27      | Dallas             | 80,612 |
| Sept. 25 | W | 29-27      | at New York Giants | 78,368 |
| Oct. 2   | W | 31-20      | Cleveland          | 76,249 |
| Oct. 9   | W | 16-10      | at Baltimore       | 71,318 |
| Oct. 16  | W | 27-20      | Philadelphia       | 78,934 |
| Oct. 23  | L | 17-20      | at Detroit         | 60,461 |
| Oct. 30  | T | 27-27 (OT) | at Cincinnati      | 84,488 |
| Nov. 13  | W | 26-20      | Minnesota          | 78,216 |
| Nov. 20  | W | 42-24      | Green Bay          | 77,137 |
| Nov. 24  | L | 26-31      | at Dallas          | 93,099 |
| Dec. 4   | L | 23-31      | at Arizona         | 64,939 |
| Dec. 11  | W | 27-22      | at Philadelphia    | 69,586 |
| Dec. 19  | L | 15-26      | Carolina           | 76,689 |
| Dec. 24  | W | 41-21      | at Chicago         | 57,953 |
| Jan. 1   | L | 10-19      | New York Giants    | 79,471 |

|                          | Redskins | Opponents |
|--------------------------|----------|-----------|
| <b>TOTAL FIRST DOWNS</b> | 345      | 368       |
| Rushing                  | 89       | 109       |
| Passing                  | 226      | 225       |
| Penalty                  | 30       | 34        |
| 3rd Down: Made/Att       | 90/199   | 97/208    |
| 3rd Down Pct.            | 45.2     | 46.6      |
| 4th Down: Made/Att       | 7/14     | 9/16      |
| 4th Down Pct.            | 50.0     | 56.3      |

|                        |       |       |
|------------------------|-------|-------|
| <b>POSSESSION AVG.</b> | 29:38 | 30:22 |
| <b>TOTAL NET YARDS</b> | 6,454 | 6,046 |
| Avg. Per Game          | 403.4 | 377.9 |
| Total Plays            | 1,009 | 1,050 |
| Avg. Per Play          | 6.4   | 5.8   |

|                          |       |       |
|--------------------------|-------|-------|
| <b>NET YARDS RUSHING</b> | 1,696 | 1,916 |
| Avg. Per Game            | 106.0 | 119.8 |
| Total Rushes             | 379   | 423   |
| <b>NET YARDS PASSING</b> | 4,758 | 4,130 |
| Avg. Per Game            | 297.4 | 258.1 |

|                          |         |           |
|--------------------------|---------|-----------|
| Sacked/Yards Lost        | 23/190  | 38/253    |
| Gross Yards              | 4,948   | 4,383     |
| Attempts/Completions     | 607/407 | 589/387   |
| Completion Pct.          | 67.1    | 65.7      |
| Had Intercepted          | 12      | 13        |
| <b>PUNTS/AVERAGE</b>     | 49/45.1 | 61/45.9   |
| <b>NET PUNTING AVG.</b>  | 38.9    | 38.9      |
| <b>PENALTIES/YARDS</b>   | 110/909 | 100/1,023 |
| <b>FUMBLES/BALL LOST</b> | 19/9    | 22/8      |
| <b>TOUCHDOWNS</b>        | 43      | 45        |
| Rushing                  | 17      | 19        |
| Passing                  | 25      | 22        |
| Returns                  | 1       | 4         |

|            | Q1 | Q2  | Q3 | Q4  | OT | PTS |
|------------|----|-----|----|-----|----|-----|
| WASHINGTON | 77 | 91  | 96 | 132 | 0  | 396 |
| Opponents  | 68 | 138 | 60 | 117 | 0  | 383 |

|            | TD | Ru | Pa | Rt | PAT   | FG    | 2-Pt. | TP  |
|------------|----|----|----|----|-------|-------|-------|-----|
| Hopkins    | 0  | 0  | 0  | 0  | 36/39 | 34/42 | 0     | 138 |
| Crowder    | 8  | 0  | 7  | 1  | 0/0   | 0/0   | 0     | 48  |
| Kelley     | 7  | 6  | 1  | 0  | 0/0   | 0/0   | 0     | 42  |
| WASHINGTON | 43 | 17 | 25 | 1  | 36/39 | 34/42 | 0     | 396 |
| Opponents  | 45 | 19 | 22 | 4  | 41/43 | 24/30 | 0     | 383 |

|            | No. | Yards | Avg. | Lg  | TD |
|------------|-----|-------|------|-----|----|
| Kelley     | 168 | 704   | 4.2  | 66  | 6  |
| Jones      | 99  | 460   | 4.6  | 57  | 3  |
| Thompson   | 68  | 356   | 5.2  | 25t | 3  |
| WASHINGTON | 379 | 1,696 | 4.5  | 66  | 17 |
| Opponents  | 423 | 1,916 | 4.5  | 35  | 19 |

|            | Att | Comp | Yards | Cmp%  | Yards/Att | TD | TD% | Int | Int% | Long | Sack/Lost | Rating |
|------------|-----|------|-------|-------|-----------|----|-----|-----|------|------|-----------|--------|
| Cousins    | 606 | 406  | 4,917 | 67.0  | 8.1       | 25 | 4.1 | 12  | 2.0  | 80t  | 23/190    | 97.2   |
| Way        | 1   | 1    | 31    | 100.0 | 31.0      | 0  | 0.0 | 0   | 0.0  | 31   | 0/0       | 118.8  |
| WASHINGTON | 607 | 407  | 4,948 | 67.1  | 8.2       | 25 | 4.1 | 12  | 2.0  | 80t  | 23/190    | 97.4   |
| Opponents  | 589 | 387  | 4,383 | 65.7  | 7.4       | 22 | 3.7 | 13  | 2.2  | 54   | 38/253    | 91.1   |

|                  | No. | Yards | Avg. | Lg  | TD |
|------------------|-----|-------|------|-----|----|
| <b>RECEIVING</b> |     |       |      |     |    |
| Garcon           | 79  | 1041  | 13.2 | 70t | 3  |
| Crowder          | 67  | 847   | 12.6 | 55t | 7  |
| Reed             | 66  | 686   | 10.4 | 33  | 6  |
| WASHINGTON       | 407 | 4,948 | 12.2 | 80t | 25 |
| Opponents        | 387 | 4,383 | 11.3 | 54  | 22 |

|                      | No. | Yards | Avg. | Lg  | TD |
|----------------------|-----|-------|------|-----|----|
| <b>INTERCEPTIONS</b> |     |       |      |     |    |
| Norman               | 3   | 38    | 12.7 | 35  | 0  |
| Breeland             | 3   | 32    | 10.7 | 26  | 0  |
| WASHINGTON           | 13  | 186   | 14.3 | 79  | 0  |
| Opponents            | 12  | 201   | 16.8 | 64t | 2  |

|                | No. | Yards | Avg. | Net  | TB | In | Lg | Blk |
|----------------|-----|-------|------|------|----|----|----|-----|
| <b>PUNTING</b> |     |       |      |      |    |    |    |     |
| Way            | 49  | 2,209 | 45.1 | 38.9 | 4  | 15 | 61 | 0   |
| WASHINGTON     | 49  | 2,209 | 45.1 | 38.9 | 4  | 15 | 61 | 0   |
| Opponents      | 61  | 2,797 | 45.9 | 38.9 | 4  | 18 | 68 | 0   |

|                     | Ret | FC | Yards | Avg. | Lg  | TD |
|---------------------|-----|----|-------|------|-----|----|
| <b>PUNT RETURNS</b> |     |    |       |      |     |    |
| Crowder             | 27  | 15 | 328   | 12.1 | 85t | 1  |
| Blackmon            | 1   | 1  | 16    | 16.0 | 16  | 0  |
| WASHINGTON          | 29  | 16 | 344   | 11.9 | 85t | 1  |
| Opponents           | 27  | 7  | 222   | 8.2  | 19  | 0  |

|                        | No. | Yards | Avg. | Lg  | TD |
|------------------------|-----|-------|------|-----|----|
| <b>KICKOFF RETURNS</b> |     |       |      |     |    |
| Thompson               | 17  | 360   | 21.2 | 28  | 0  |
| Blackmon               | 4   | 109   | 27.3 | 45  | 0  |
| WASHINGTON             | 27  | 570   | 21.1 | 45  | 0  |
| Opponents              | 25  | 534   | 21.4 | 86t | 1  |

|                    | 1-19 | 20-29 | 30-39 | 40-49 | 50+ |
|--------------------|------|-------|-------|-------|-----|
| <b>FIELD GOALS</b> |      |       |       |       |     |
| Hopkins            | 0/0  | 12/12 | 12/14 | 7/9   | 3/7 |
| WASHINGTON         | 0/0  | 12/12 | 12/14 | 7/9   | 3/7 |
| Opponents          | 0/0  | 8/9   | 7/9   | 8/9   | 1/3 |

|                | T   | S  | A  | TFL | PD | FF | FR |
|----------------|-----|----|----|-----|----|----|----|
| <b>DEFENSE</b> |     |    |    |     |    |    |    |
| Foster         | 123 | 88 | 35 | 9   | 3  | 0  | 0  |
| Compton        | 104 | 60 | 44 | 5   | 5  | 1  | 2  |
| Breeland       | 71  | 60 | 11 | 1   | 11 | 2  | 0  |

**SACKS:** Ryan Kerrigan 11.0, Trent Murphy 9.0, Preston Smith 4.5, Chris Baker 3.5, Cullen Jenkins 1.5, Ricky Jean Francois 1.5, Ziggy Hood 1.0, Su'a Cravens 1.0, Bashaud Breeland 1.0, David Bruton Jr. 1.0, Mason Foster 1.0, Quinton Dunbar 1.0, Terence Garvin 0.5, Will Blackmon 0.5

**NOTABLE RECORD (Finish):** 8-7-1 (3rd NFC East)

**Honors:** QB Kirk Cousins, Pro Bowl, NFL Art Rooney Sportsmanship Award Nominee; WR Pierre Garçon, Walter Payton Man of the Year Nominee; DE Ricky Jean Francois, Media Good Guy Award; LB Ryan Kerrigan, Pro Bowl, PFWA All-NFC; TE Niles Paul, Ed Block Courage Award; TE Jordan Reed, Pro Bowl; G Brandon Scherff, Pro Bowl; T Trent Williams, Pro Bowl, Sporting News All-Pro, PFWA All-NFC

**Starters:** Offense: QB Kirk Cousins [16], WR Pierre Garçon [16], T Morgan Moses [16], G Brandon Scherff [16], WR DeSean Jackson [15], TE Vernon Davis [14], G Shawn Lauvaq [14], C/G Spencer Long [12], T Trent Williams [12], WR Jamison Crowder [9], RB Rob Kelley [9], T Jordan Reed [8], RB Matt Jones [7], T Ty Nsekhe [4], C Kory Lichtensteiger [3], G Arie Kouandjio [2], WR Ryan Grant [1], TE Niles Paul [1], C John Sullivan [1]

Defense: DE Chris Baker [16], LB Ryan Kerrigan [16], CB Josh Norman [16], LB Preston Smith [16], LB Will Compton [15], CB Bashaud Breeland [14], DL Ziggy Hood [14], LB Mason Foster [13], S Duke Ihenacho [10], S Donte Whitner Sr. [9], DE Ricky Jean-Francois [7], S Will Blackmon [6], CB Kendall Fuller [6], S David Bruton Jr. [4], S Su'a Cravens [3], S DeAngelo Hall [3], CB Quinton Dunbar [2], DL Kedric Golston [2], CB Dashaun Phillips [2], CB Greg Toler [2], LB Martrell Spaight [1]

# YEARLY STATS

## 2017 [7-9] // COACH JAY GRUDEN

|          |   |       |                         |        |
|----------|---|-------|-------------------------|--------|
| Sept. 10 | L | 17-30 | Philadelphia            | 78,685 |
| Sept. 17 | W | 27-20 | at Los Angeles Rams     | 56,812 |
| Sept. 24 | W | 27-10 | Oakland                 | 77,123 |
| Oct. 2   | L | 20-29 | at Kansas City          | 74,587 |
| Oct. 15  | W | 26-24 | San Francisco           | 75,568 |
| Oct. 23  | L | 24-34 | at Philadelphia         | 69,596 |
| Oct. 29  | L | 19-33 | Dallas                  | 78,428 |
| Nov. 5   | W | 17-14 | at Seattle              | 68,927 |
| Nov. 12  | L | 30-38 | Minnesota               | 74,476 |
| Nov. 19  | L | 31-34 | at New Orleans          | 73,138 |
| Nov. 23  | W | 20-10 | New York Giants         | 73,210 |
| Nov. 30  | L | 14-38 | at Dallas Cowboys       | 91,712 |
| Dec. 10  | L | 13-30 | at Los Angeles Chargers | 25,383 |
| Dec. 17  | W | 20-15 | Arizona                 | 71,026 |
| Dec. 24  | W | 27-11 | Denver                  | 72,889 |
| Dec. 31  | L | 10-18 | at New York Giants      | 76,269 |

|                          | Redskins | Opponents |
|--------------------------|----------|-----------|
| <b>TOTAL FIRST DOWNS</b> | 278      | 307       |
| Rushing                  | 66       | 105       |
| Passing                  | 191      | 171       |
| Penalty                  | 21       | 31        |
| 3rd Down: Made/Att       | 66/204   | 83/226    |
| 3rd Down Pct.            | 32.4     | 36.7      |
| 4th Down: Made/Att       | 9/16     | 9/15      |
| 4th Down Pct.            | 56.3     | 60.0      |

|                        |       |       |
|------------------------|-------|-------|
| <b>POSSESSION AVG.</b> | 29:40 | 30:20 |
| <b>TOTAL NET YARDS</b> | 5199  | 5566  |
| Avg. Per Game          | 324.9 | 347.9 |
| Total Plays            | 982   | 1045  |
| Avg. Per Play          | 5.3   | 5.3   |

|                          |       |       |
|--------------------------|-------|-------|
| <b>NET YARDS RUSHING</b> | 1448  | 2146  |
| Avg. Per Game            | 90.5  | 134.1 |
| Total Rushes             | 401   | 472   |
| <b>NET YARDS PASSING</b> | 3751  | 3420  |
| Avg. Per Game            | 234.4 | 213.8 |

|                      |         |         |
|----------------------|---------|---------|
| Sacked/Yards Lost    | 41/342  | 42/272  |
| Gross Yards          | 4093    | 3692    |
| Attempts/Completions | 540/347 | 531/306 |
| Completion Pct.      | 64.3    | 57.6    |
| Had Intercepted      | 13      | 16      |

|                          |         |         |
|--------------------------|---------|---------|
| <b>PUNTS/AVERAGE</b>     | 83/45.7 | 80/44.2 |
| <b>NET PUNTING AVG.</b>  | 39.0    | 41.0    |
| <b>PENALTIES/YARDS</b>   | 92/732  | 100/887 |
| <b>FUMBLES/BALL LOST</b> | 28/14   | 21/7    |
| <b>TOUCHDOWNS</b>        | 39      | 41      |
| Rushing                  | 10      | 13      |
| Passing                  | 27      | 23      |
| Returns                  | 2       | 5       |

|            | Q1 | Q2  | Q3 | Q4  | OT | PTS |
|------------|----|-----|----|-----|----|-----|
| WASHINGTON | 74 | 115 | 50 | 103 | 0  | 342 |
| Opponents  | 67 | 117 | 77 | 124 | 3  | 388 |

|            | TD | Ru | Pa | Rt | PAT   | FG    | 2-Pt. | TP  |
|------------|----|----|----|----|-------|-------|-------|-----|
| Hopkins    | 0  | 0  | 0  | 0  | 18/19 | 14/17 | 0     | 60  |
| Rose       | 0  | 0  | 0  | 0  | 18/20 | 10/11 | 0     | 48  |
| Doctson    | 6  | 0  | 6  | 0  | 0/0   | 0/0   | 0     | 36  |
| Thompson   | 6  | 2  | 4  | 0  | 0/0   | 0/0   | 0     | 36  |
| WASHINGTON | 39 | 10 | 27 | 2  | 36/39 | 24/28 | 0     | 342 |
| Opponents  | 41 | 13 | 23 | 5  | 32/34 | 34/41 | 3     | 388 |

|            | No. | Yards | Avg. | Lg  | TD |
|------------|-----|-------|------|-----|----|
| Perine     | 175 | 603   | 3.4  | 30  | 1  |
| Thompson   | 64  | 294   | 4.6  | 61t | 2  |
| Kelley     | 62  | 194   | 3.1  | 21  | 3  |
| Cousins    | 49  | 179   | 3.7  | 18  | 4  |
| WASHINGTON | 401 | 1448  | 3.6  | 61t | 10 |
| Opponents  | 472 | 2146  | 4.5  | 75t | 13 |

|            | Att | Comp | Yards | Cmp%  | Yards/Att | TD | TD%  | Int | Int% | Long | Sack/Lost | Rating |
|------------|-----|------|-------|-------|-----------|----|------|-----|------|------|-----------|--------|
| K.Cousins  | 540 | 347  | 4093  | 64.3% | 7.6       | 27 | 5.0% | 13  | 2.4% | 74   | 41/342    | 93.8   |
| WASHINGTON | 540 | 347  | 4093  | 64.3% | 7.6       | 27 | 5.0% | 13  | 2.4% | 74   | 41/342    | 93.8   |
| Opponents  | 531 | 306  | 3692  | 57.6% | 7.0       | 23 | 4.3% | 16  | 3.0% | 75t  | 42/272    | 81.0   |

|                  | No. | Yards | Avg. | Lg  | TD |
|------------------|-----|-------|------|-----|----|
| <b>RECEIVING</b> |     |       |      |     |    |
| Crowder          | 66  | 789   | 12.0 | 41  | 3  |
| Grant            | 45  | 573   | 12.7 | 40t | 4  |
| Davis            | 43  | 648   | 15.1 | 69  | 3  |
| Thompson         | 39  | 510   | 13.1 | 74  | 4  |
| Doctson          | 35  | 502   | 14.3 | 52t | 6  |
| WASHINGTON       | 347 | 4093  | 11.8 | 74  | 27 |
| Opponents        | 306 | 3692  | 12.1 | 75t | 23 |

|                      | No. | Yards | Avg. | Lg  | TD |
|----------------------|-----|-------|------|-----|----|
| <b>INTERCEPTIONS</b> |     |       |      |     |    |
| Swearinger           | 4   | 32    | 8.0  | 31  | 0  |
| Fuller               | 4   | 4     | 1.0  | 3   | 0  |
| Smith                | 2   | 26    | 13.0 | 18  | 0  |
| WASHINGTON           | 16  | 194   | 12.1 | 96t | 2  |
| Opponents            | 13  | 183   | 14.1 | 53t | 2  |

|            | No. | Yards | Avg. | Net  | TB | In | Lg | Bk |
|------------|-----|-------|------|------|----|----|----|----|
| Way        | 83  | 3794  | 45.7 | 39.0 | 6  | 33 | 64 | 0  |
| WASHINGTON | 83  | 3794  | 45.7 | 39.0 | 6  | 33 | 64 | 0  |
| Opponents  | 80  | 3538  | 44.2 | 41.0 | 4  | 27 | 62 | 0  |

|                     | Ret | FC | Yards | Avg. | Lg  | TD |
|---------------------|-----|----|-------|------|-----|----|
| <b>PUNT RETURNS</b> |     |    |       |      |     |    |
| Crowder             | 27  | 21 | 171   | 6.3  | 29  | 0  |
| WASHINGTON          | 29  | 22 | 178   | 6.1  | 29  | 0  |
| Opponents           | 39  | 26 | 435   | 11.2 | 83t | 1  |

|                        | No. | Yards | Avg. | Lg | TD |
|------------------------|-----|-------|------|----|----|
| <b>KICKOFF RETURNS</b> |     |       |      |    |    |
| Breeland               | 10  | 208   | 20.8 | 35 | 0  |
| Thompson               | 8   | 165   | 20.6 | 29 | 0  |
| WASHINGTON             | 34  | 673   | 19.8 | 35 | 0  |
| Opponents              | 24  | 448   | 18.7 | 34 | 0  |

|                    | 1-19 | 20-29 | 30-39 | 40-49 | 50+ |
|--------------------|------|-------|-------|-------|-----|
| <b>FIELD GOALS</b> |      |       |       |       |     |
| Hopkins            | 1/1  | 7/7   | 2/2   | 4/5   | 0/2 |
| Rose               | 0/0  | 5/5   | 3/4   | 1/1   | 1/1 |
| WASHINGTON         | 1/1  | 12/12 | 5/6   | 5/6   | 1/3 |
| Opponents          | 1/1  | 9/9   | 12/13 | 7/13  | 5/5 |

|                | T   | S  | A  | TFL | PD | FF | FR |
|----------------|-----|----|----|-----|----|----|----|
| <b>DEFENSE</b> |     |    |    |     |    |    |    |
| Brown          | 127 | 84 | 43 | 12  | 2  | 0  | 0  |
| Swearinger     | 79  | 61 | 18 | 2   | 10 | 1  | 0  |
| Spaight        | 69  | 41 | 28 | 4   | 2  | 0  | 1  |

**SACKS:** Ryan Kerrigan 13.0, Preston Smith 8.0, Anthony Lanier II 5.0, Matt Ioannidis 4.5, Junior Galette 3.0, Zach Brown 2.5, Terrell McClain 2.0, Jonathan Allen 1.0, Mason Foster 0.5, Josh Harvey-Clemons 0.5, Ziggy Hood 0.5, D.J. Swearinger 0.5

**NOTABLE Record (Finish):** 7-9 (3rd NFC East)

**Honors:** TE Vernon Davis, NFL Art Rooney Sportsmanship Award Finalist; S DeAngelo Hall, Ed Block Courage Award; LB Ryan Kerrigan, Pro Bowl, PFWA All-NFC; G Brandon Scherff, Pro Bowl; LB Nick Sundberg, Walter Payton Man of the Year Nominee; RB Chris Thompson, Media Good Guy Award; T Trent Williams, Pro Bowl, Sporting News All-Pro

**Starters:** Offense: QB Kirk Cousins (16), TE Vernon Davis (16), T Morgan Moses (16), WR Josh Doctson (14), G Brandon Scherff (14), T Trent Williams (10), G Shawn Lauvaq (9), TE Niles Paul (8), RB Samaje Perine (8), WR Ryan Grant (7), RB Robert Kelley (7), C Chase Roullier (7), WR Jamison Crowder (6), G Arie Kouandjio (6), C Spencer Long (6), T Ty Nsekhe (5), TE Jordan Reed (5), TE Jeremy Sprinkle (5), G/C Tony Bergstrom (3), DL Tyler Catalina (2), T T.J. Clemmings (2), WR Terrelle Pryor Sr. (2), WR Brian Quick (1), RB Chris Thompson (1)

Defense: LB Ryan Kerrigan (16), LB Preston Smith (16), S D.J. Swearinger (16), CB Bashaud Breeland (15), LB Zach Brown (13), DL Ziggy Hood (13), CB Josh Norman (13), DL Matt Ioannidis (10), DL Stacy McGee (10), S Deshaun Everett (8), CB Kendall Fuller (8), S Montae Nicholson (6), LB Martrell Spaight (6), LB Zach Vigil (6), DL Jonathan Allen (5), CB Quinton Dunbar (4), LB Mason Foster (4), LB Will Compton (3), S DeAngelo Hall (2), DL Anthony Lanier II (2), DL Terrell McClain (2)

# YEARLY STATS

## 2019 (3-13) // COACHES JAY GRUDEN (5) & BILL CALLAHAN (11)

|          |   |            |                    |        |
|----------|---|------------|--------------------|--------|
| Sept. 8  | L | 32-27      | at Philadelphia    | 69,686 |
| Sept. 15 | L | 31-21      | Dallas             | 75,128 |
| Sept. 23 | L | 31-15      | Chicago            | 67,327 |
| Sept. 29 | L | 24-3       | at New York Giants | 74,149 |
| Oct. 6   | L | 33-7       | New England        | 76,483 |
| Oct. 13  | W | 17-16      | at Miami           | 59,808 |
| Oct. 20  | L | 9-0        | San Francisco      | 61,459 |
| Oct. 24  | L | 19-9       | at Minnesota       | 66,776 |
| Nov. 3   | L | 24-9       | at Buffalo         | 67,685 |
| Nov. 17  | L | 34-17      | New York Jets      | 56,426 |
| Nov. 24  | W | 19-16      | Detroit            | 57,754 |
| Dec. 1   | W | 29-21      | at Carolina        | 77,286 |
| Dec. 8   | L | 20-15      | at Green Bay       | 77,286 |
| Dec. 15  | L | 37-27      | Philadelphia       | 63,246 |
| Dec. 22  | L | 41-35 (OT) | New York Giants    | 66,083 |
| Dec. 29  | L | 47-16      | at Dallas          | 90,646 |

|                          | Redskins | Opponents |
|--------------------------|----------|-----------|
| <b>TOTAL FIRST DOWNS</b> | 248      | 354       |
| Rushing                  | 74       | 120       |
| Passing                  | 154      | 200       |
| Penalty                  | 20       | 34        |
| 3rd Down: Made/Att       | 52/179   | 111/227   |
| 3rd Down Pct.            | 29.1     | 48.9      |
| 4th Down: Made/Att       | 6/14     | 12/19     |
| 4th Down Pct.            | 42.9     | 63.2      |
| <b>POSSESSION AVG.</b>   | 27:02    | 32:58     |
| <b>TOTAL NET YARDS</b>   | 4395     | 6162      |
| Avg. Per Game            | 274.7    | 385.1     |
| Total Plays              | 885      | 1079      |
| Avg. Per Play            | 5.0      | 5.7       |
| <b>NET YARDS RUSHING</b> | 1583     | 2339      |
| Avg. Per Game            | 98.9     | 146.2     |
| Total Rushes             | 356      | 493       |
| <b>NET YARDS PASSING</b> | 2812     | 3823      |
| Avg. Per Game            | 175.8    | 238.9     |
| Sacked/Yards Lost        | 50/393   | 46/270    |
| Gross Yards              | 3205     | 4093      |
| Attempts/Completions     | 479/298  | 540/371   |
| Completion Pct.          | 62.2     | 68.7      |
| Had Intercepted          | 13       | 13        |
| <b>PUNTS/AVERAGE</b>     | 79/49.6  | 58/43.7   |
| <b>NET PUNTING AVG.</b>  | 44.1     | 40.2      |
| <b>PENALTIES/YARDS</b>   | 106/835  | 94/805    |
| <b>FUMBLES/BALL LOST</b> | 21/8     | 23/9      |
| <b>TOUCHDOWNS</b>        | 28       | 52        |
| Rushing                  | 9        | 14        |
| Passing                  | 18       | 35        |
| Returns                  | 1        | 3         |

| SCORE BY PERIODS | Q1 | Q2  | Q3 | Q4  | OT | PTS |
|------------------|----|-----|----|-----|----|-----|
| WASHINGTON       | 37 | 94  | 48 | 87  | 0  | 266 |
| Opponents        | 90 | 133 | 89 | 117 | 0  | 435 |

| SCORING    | TD | Ru | Pa | Rt | PAT   | FG    | 2-Pt. | TP  |
|------------|----|----|----|----|-------|-------|-------|-----|
| Hopkins    | 0  | 0  | 0  | 0  | 21/22 | 25/30 | 0     | 96  |
| McLaurin   | 7  | 0  | 7  | 0  | 0/0   | 0/0   | 0     | 42  |
| Sims Jr.   | 4  | 1  | 4  | 1  | 0/0   | 0/0   | 0     | 36  |
| Peterson   | 5  | 5  | 0  | 0  | 0/0   | 0/0   | 0     | 30  |
| WASHINGTON | 28 | 9  | 18 | 1  | 21/22 | 25/30 | 1     | 266 |
| Opponents  | 52 | 14 | 35 | 3  | 46/48 | 25/30 | 1     | 435 |

| RUSHING     | No. | Yards | Avg. | Lg  | TD |
|-------------|-----|-------|------|-----|----|
| Peterson    | 211 | 898   | 4.3  | 32  | 5  |
| Guice       | 42  | 245   | 5.8  | 60  | 2  |
| Thompson    | 37  | 138   | 3.7  | 16  | 0  |
| Haskins Jr. | 20  | 101   | 5.1  | 23  | 0  |
| Sims Jr.    | 9   | 85    | 9.4  | 65t | 1  |
| WASHINGTON  | 356 | 1583  | 4.5  | 65t | 9  |
| Opponents   | 493 | 2339  | 4.7  | 67t | 14 |

| PASSING     | Att | Comp | Yards | Cmp%  | Yards/Att | TD | TD%  | Int | Int% | Long | Sack/Lost | Rating |
|-------------|-----|------|-------|-------|-----------|----|------|-----|------|------|-----------|--------|
| Keenum      | 247 | 160  | 1707  | 64.8% | 6.9       | 11 | 4.5% | 5   | 2.0% | 69t  | 15/145    | 91.3   |
| Haskins Jr. | 203 | 119  | 1365  | 58.6% | 6.7       | 7  | 3.4% | 7   | 3.4% | 75t  | 29/204    | 76.1   |
| McCoy       | 27  | 18   | 122   | 66.7% | 4.5       | 0  | 0.0% | 1   | 3.7% | 22   | 6/44      | 61.0   |
| WASHINGTON  | 479 | 298  | 3205  | 62.2% | 6.7       | 18 | 3.8% | 13  | 2.7% | 75t  | 50/393    | 83.0   |
| Opponents   | 540 | 371  | 4093  | 68.7% | 7.6       | 35 | 6.5% | 13  | 2.4% | 53t  | 46/270    | 102.5  |

| RECEIVING      | No. | Yards | Avg. | Lg  | TD |
|----------------|-----|-------|------|-----|----|
| McLaurin       | 58  | 919   | 15.8 | 75t | 7  |
| Thompson       | 42  | 378   | 9.0  | 39  | 0  |
| Sims Jr.       | 34  | 310   | 9.1  | 65  | 4  |
| Harmon         | 30  | 365   | 12.2 | 30  | 0  |
| Richardson Jr. | 28  | 245   | 8.8  | 22  | 2  |
| WASHINGTON     | 298 | 3205  | 10.8 | 75t | 18 |
| Opponents      | 371 | 4093  | 11.0 | 53t | 35 |

| INTERCEPTIONS | No. | Yards | Avg. | Lg | TD |
|---------------|-----|-------|------|----|----|
| Dunbar        | 4   | 6     | 1.5  | 6  | 0  |
| Moreau        | 3   | 16    | 5.3  | 10 | 0  |
| Nicholson     | 2   | 23    | 11.5 | 23 | 0  |
| Apke          | 1   | 33    | 33.0 | 33 | 0  |
| WASHINGTON    | 13  | 106   | 8.2  | 33 | 0  |
| Opponents     | 13  | 178   | 13.7 | 59 | 2  |

| PUNTING    | No. | Yards | Avg. | Net  | TB | In20 | Lg | Blk |
|------------|-----|-------|------|------|----|------|----|-----|
| Way        | 79  | 3919  | 49.6 | 44.1 | 4  | 30   | 79 | 0   |
| WASHINGTON | 79  | 3919  | 49.6 | 44.1 | 4  | 30   | 79 | 0   |
| Opponents  | 58  | 2536  | 43.7 | 40.9 | 3  | 21   | 60 | 1   |

| PUNT RETURNS | Ret | FC | Yards | Avg. | Lg | TD |
|--------------|-----|----|-------|------|----|----|
| Quinn        | 16  | 9  | 78    | 4.9  | 15 | 0  |
| Sims Jr.     | 6   | 4  | 26    | 4.3  | 11 | 0  |
| WASHINGTON   | 22  | 13 | 104   | 4.7  | 15 | 0  |
| Opponents    | 39  | 19 | 354   | 9.1  | 21 | 0  |

| KICKOFF RETURNS | No. | Yards | Avg. | Lg  | TD |
|-----------------|-----|-------|------|-----|----|
| Sims Jr.        | 32  | 819   | 25.6 | 91t | 1  |
| Smallwood       | 1   | 14    | 14.0 | 14  | 0  |
| WASHINGTON      | 33  | 833   | 25.2 | 91t | 1  |
| Opponents       | 17  | 439   | 25.8 | 66  | 0  |

| FIELD GOALS | 1-19 | 20-29 | 30-39 | 40-49 | 50+ |
|-------------|------|-------|-------|-------|-----|
| Hopkins     | 0/0  | 7/8   | 8/9   | 8/10  | 2/3 |
| WASHINGTON  | 0/0  | 7/8   | 8/9   | 8/10  | 2/3 |
| Opponents   | 0/0  | 12/12 | 6/7   | 6/9   | 1/2 |

| DEFENSE | T   | S  | A  | TFL | PD | FF | FR |
|---------|-----|----|----|-----|----|----|----|
| Collins | 117 | 78 | 39 | 9   | 4  | 2  | 0  |
| Bostic  | 105 | 56 | 49 | 3   | 2  | 0  | 0  |
| Holcomb | 101 | 70 | 31 | 6   | 1  | 3  | 0  |

**SACKS:** Matt Ioannidis 8.5, Montez Sweat 7.0, Jonathan Allen 6.0, Ryan Kerrigan 5.5, Ryan Anderson 4.0, Chris Odom 2.0, Daron Payne 2.0, Tim Settle 2.0, Jon Bostic 1.0, Landon Collins 1.0, Shaun Dion Hamilton 1.0, Treyvon Hester 1.0, Cole Holcomb 1.0, Cassanova McKinzy 1.0, Josh Norman 1.0, Nate Orchard 1.0, Noah Spence 1.0

**NOTABLE Record (Finish):** 3-13 (4th NFC East)

**Starters:** Offense: G Ereck Flowers Sr. (16), T Morgan Moses (16), T Donald Penn (15), RB Adrian Peterson (15), WR Terry McLaurin (14), C Chase Roullier (14), Jeremy Sprinkle (13), G Brandon Scherff (11), QB Case Keenum (8), WR Kelvin Harmon (8), CB Dwayne Haskins Jr. (7), WR Trey Quinn (6), Paul Richardson Jr. (6), G Tony Bergstrom (6), G Wes Martin (5), TE Hale Hentges (4), WR Steve Sims Jr. (2), T Geron Christian Sr. (2), QB Colt McCoy (1), RB Derrius Guice (1), TE Vernon Davis (1), WR Cam Sims (1), WR Robert Davis (1), TE Jerome Cunningham (1)

Defense: LB Montez Sweat (16), LB Jon Bostic (16), DL Matt Ioannidis (15), DL Jonathan Allen (15), LB Cole Holcomb (15), S Landon Collins (15), S Montae Nicholson (13), LB Ryan Kerrigan (12), CB Quinton Dunbar (11), DL Daron Payne (9), CB Josh Norman (8), CB Fabian Moreau (7), CB Jimmy Morelan (5), LB Ryan Anderson (4), S Jeremy Reaves (3), Troy Apke (2), CB Aaron Colvin (2), CB Coty Sensabaugh (2), CB Danny Johnson (2), DL Tim Settle (2), CB Kayvon Webster (1), CB Dominique Rodgers-Cromartie (1), S Maurice Smith (1).



# **2019 GAME SUMMARIES**

---

# GAME SUMMARIES

Sept. 8, 2019

GAME 1

Lincoln Financial Field [Philadelphia, Pa.]

EAGLES 32, REDSKINS 27

**PHILADELPHIA** - DeSean Jackson's homecoming turned into a highlight show for the speedy receiver.

Carson Wentz threw a pair of deep touchdown passes to Jackson, and the Philadelphia Eagles overcame a 17-point deficit to beat the Washington Redskins 32-27 on Sunday.

Wentz was 28 of 39 for 313 yards and three TDs in his first game since Week 14 after not taking a snap in the preseason. Jackson had eight catches for 154 yards. The Eagles racked up 436 total yards.

Case Keenum threw for 380 yards and three TDs, helping the Redskins build a 17-0 lead in his first start with his fourth team in four seasons.

But Philadelphia's high-powered offense took over and the defense settled down after a sloppy start.

Playing his first game back in Philadelphia since former Eagles coach Chip Kelly cut him following his third Pro Bowl season in 2013, Jackson picked up where he left off six years ago and showed no signs of slowing down at age 32.

Jackson blew past the defense on a third-and-10 in the third quarter, caught Wentz's pass inside the 10 and strolled into the end zone to give the Eagles a 21-20 lead. The 53-yard TD reception was Jackson's second of 50-plus yards in the game and the 31st of his career. Only Hall of Famer Jerry Rice had more at 36.

Zach Ertz caught a 26-yard pass to set up Alshon Jeffery's first career rushing score on the first play of the fourth quarter. Jeffery caught a backward pass from Wentz and fought his way into the end zone. Darren Sproles ran in for the 2-point conversion to extend the lead to 29-20.

The Eagles trailed 17-0 in the second quarter when Jackson made an over-the-shoulder, 51-yard TD catch.

Wentz found Jeffery going across the back of the end zone for a 5-yard TD pass to cut Washington's lead to 20-14 in the third quarter.

Keenum hit Terry McLaurin perfectly in stride on a deep pass for a 70-yard TD to give the Redskins a 17-0 lead, inciting the first boos from fans anticipating a championship season.

The Redskins got the ball to start and scored a touchdown on the season's opening drive for the first time since 2004. Vernon Davis turned a short pass from Keenum into a 48-yard score after hurdling Ronald Darby and breaking a tackle on his way down the right sideline.

| TEAM | QTR | TIME  | SCORING PLAY   | DRIVE       | WAS | PHI |
|------|-----|-------|--|-------------|-----|-----|
| WAS  | 1   | 10:54 | V. Davis 48 yd. pass from C. Keenum [D. Hopkins kick]    | 7-80; 4:06  | 7   | 0   |
| WAS  | 1   | 2:48  | D. Hopkins 41 yd. Field Goal                             | 11-57; 5:55 | 10  | 0   |
| WAS  | 2   | 9:57  | T. McLaurin 69 yd. pass from C. Keenum [D. Hopkins kick] | 2-71; 0:52  | 17  | 0   |
| PHI  | 2   | 4:19  | D. Jackson 51 yd. pass from C. Wentz [J. Elliott kick]   | 5-62; 1:28  | 17  | 7   |
| WAS  | 2   | 0:00  | D. Hopkins 48 yd. Field Goal                             | 9-41; 1:41  | 20  | 7   |
| PHI  | 3   | 7:50  | A. Jeffrey 5 yd. pass from C. Wentz [J. Elliott kick]    | 12-75; 7:10 | 20  | 14  |
| PHI  | 3   | 5:07  | D. Jackson 53 yd. pass from C. Wentz [J. Elliott kick]   | 3-53; 0:15  | 20  | 21  |
| PHI  | 4   | 14:55 | A. Jeffrey 2 yd. run [D. Sprole run]                     | 9-71; 4:42  | 20  | 29  |
| PHI  | 4   | 3:10  | J. Elliott 22 yd. Field Goal                             | 19-74; 8:55 | 20  | 32  |
| WAS  | 4   | 0:06  | T. Quinn 4 yd. pass from C. Keenum [D. Hopkins kick]     | 15-75; 3:04 | 27  | 32  |

## PASSING

WAS: C. Keenum 30-44 380, 3 TDs

PHI: C. Wentz 28-39 313, 3 TDs

## RUSHING

WAS: D. Guice 10-18, C. Thompson 3-10

PHI: D. Sproles 9-47, J. Howard 6-44, M. Sanders 11-25, C. Wentz 4-5, A. Jeffrey 1-2-1

## RECEIVING

WAS: C. Thompson 7-68, T. McLaurin 5-125-1, V. Davis 4-59-1, P. Richardson 4-36, T. Quinn 4-33-1, D. Guice 3-20, K. Harmon 2-31, J. Sprinkle 1-8

PHI: D. Jackson 8-154-2, Z. Ertz 5-54, A. Jeffrey 5-49-1, D. Sproles 3-16, D. Goedert 2-16, N. Agholor 2-11, J. Howard 2-11, M. Sanders 1-2

## PUNT RETURNS

WAS: T. Quinn 1-11

PHI: D. Sproles 4-46

## KICKOFF RETURNS

WAS: S. Sims Jr. 3-46

PHI: None

## SACKS

WAS: C. McKinzy 1-0

PHI: T. Jernigan 1-10

## INTERCEPTIONS

WAS: None

PHI: None

# GAME SUMMARIES

Sept. 15, 2019

GAME 2

FedEx Field [Landover, Md.]

Cowboys 31, REDSKINS 21

LANDOVER, Md. [AP] — Dak Prescott probably could have kept running — maybe all the way to the end zone.

Instead, the Dallas Cowboys quarterback stiff-armed Washington Redskins cornerback Josh Norman to put an exclamation point on his longest run of the game. Prescott spent Sunday afternoon carving up the Redskins' defense with his arms and legs to the tune of 26 of 30 passing for 269 yards and three touchdowns and 69 yards rushing in a 31-21 Cowboys victory to improve to 2-0.

A week after putting up a perfect 158.3 QB rating, Prescott responded from an interception to lead Dallas on consecutive touchdown drives of 97, 83 and 75 yards. At one point, he completed 18 consecutive passes and wondered the last time he had an incomplection.

On the verge of a contract extension that's expected to guarantee him over \$30 million, Prescott connected with three receivers on the touchdowns: Devin Smith, Jason Witten and Cooper. Less than two weeks removed from ending his holdout and agreeing to a \$90 million, six-year deal, Ezekiel Elliott had his workload increased to 23 carries for 111 yards and ran for a touchdown.

It was a game that felt like it was being played deep in the heart of Texas — an entire side of the lower bowl was full of blue and white Cowboys jerseys, who just about outnumbered Redskins fans. Sounds of "Coop" filled the stadium after Cooper's catches, and there was a loud "DE-FENSE" chant when Washington had the ball.

The Redskins [0-2] got a rushing touchdown from Adrian Peterson and passing TDs from Case Keenum to Paul Richardson and rookie Terry McLaurin. But their banged-up defense playing without two starters struggled to contain Prescott or cover his receivers.

Prescott hasn't had a stretch as good as this in his NFL career, which comes at a perfect juncture amid contract negotiations.

| TEAM | QTR | TIME  | SCORING PLAY  | DRIVE       | WAS | DAL |
|------|-----|-------|---|-------------|-----|-----|
| WAS  | 2   | 14:15 | A. Peterson 1yd. run [D. Hopkins kick]                    | 10-38; 5:53 | 7   | 0   |
| DAL  | 2   | 6:10  | D. Smith 51 yd. pass from D. Prescott [B. Maher kick]     | 7-97; 3:34  | 7   | 7   |
| DAL  | 2   | 0:09  | J. Witten 2 yd. pass from D. Prescott [B. Maher kick]     | 11-83; 4:23 | 7   | 14  |
| DAL  | 3   | 9:58  | A. Cooper 10 yd. pass from D. Prescott [B. Maher kick]    | 9-75; 5:02  | 7   | 21  |
| WAS  | 3   | 4:30  | P. Richardson 9 yd. pass from C. Keenum [D. Hopkins kick] | 11-75; 5:28 | 14  | 21  |
| DAL  | 4   | 13:51 | B Maher 25 yd. Field Goal                                 | 11-68; 5:39 | 14  | 24  |
| DAL  | 4   | 5:07  | E. Elliot 2 yd. run [B. Maher kick]                       | 10-54; 5:57 | 14  | 31  |
| WAS  | 4   | 2:17  | T. McLaurin 1 yd. pass from C. Keenum [D. Hopkins kick]   | 11-75; 2:50 | 21  | 31  |

## PASSING

WAS: C. Keenum 26-37 221, 2 TDs

DAL: D. Prescott 26-30 269, 3 TDs

## RUSHING

WAS: A. Peterson 10-25-1, S. Sims 3-16, W. Smallwood 1-4, C. Thompson 2-3, C. Keenum 1- -1,

DAL: E. Elliot 23-111-1, D. Prescott 5-69, T. Pollard, 4-22, R. Cobb 2-11

## RECEIVING

WAS: T. McLaurin 5-62-1, C. Thompson 5-48, T.Quinn 4-36, V. Davis 3-29, P. Richardson 3-16-1, W. Smallwood 2-9, A. Peterson 2-7, J. Sprinkle 1-11, S. Sims 1-3

DAL: M.Gallup 6-6, R.Cobb 5-24, A.Cooper 4-44-1, J.Witten 4-25-1, D.Smith 3-74-1, E.Elliott 2-9, B.Jarwin 1-22, T.Pollard 1 1 3

## PUNT RETURNS

WAS: T. Quinn 1-9

DAL: R. Cobb 1-4, C. Wilson 1-0

## KICKOFF RETURNS

WAS: S. Sims 1-20

DAL: R. Cobb 1-11

## SACKS

WAS: R. Kerrigan 1

DAL: T. Crawford 1

## INTERCEPTIONS

WAS: M. Nicholson 1-20

DAL: None

# GAME SUMMARIES

Sept. 23, 2019

GAME 3

FedExField [Landover, Md.]

## BEARS 31, REDSKINS 15

**LANDOVER, Md. [AP]** — After the Chicago Bears' offense was slow to get going this season, Mitchell Trubisky was excited to speed things up.

Trubisky and the Bears used a no-huddle, hurry-up tempo to snap out of their offensive funk and score 28 first-half points on the way to beating the Washington Redskins 31-15 Monday night. After no passing touchdowns the first two games of the year, Trubisky connected with Taylor Gabriel on three of them in the second quarter alone.

The 2017 second overall pick looked at ease with a fast-paced approach and picked apart Washington's porous defense on 25 of 31 passing for 231 yards. It was the offensive explosion Trubisky predicted would happen this week.

Chicago [2-1] had just a 1-yard touchdown run to show for its first two games, and Trubisky entered the night with a completion percentage of 58.3 and ranked near the bottom of the league in yards per attempt. Facing the Redskins [0-3] brought out some of the best in Trubisky. Trubisky had 173 yards in the first half alone before throwing an interception at the goal line in the third quarter.

With scores of 1, 3 and 36 yards, Gabriel joined Mike Ditka in 1963 as the only Bears receivers with three TD catches in the first half of a game. Gabriel made six catches for 75 yards before leaving in the second half with a concussion.

The Bears took advantage of five turnovers by Redskins quarterback Case Keenum: two interceptions by Ha Ha Clinton-Dix, including a pick six, another by Kyle Fuller and fumbles forced by Khalil Mack and Danny Trevathan.

With the offense up to the defense's speed in the first half, Chicago put up 28 points in two quarters after scoring a total of 19 the past two weeks, 12 of which came on field goals from Eddy Piñeiro.

Mack had two of the Bears' four sacks to continue a dominant start by the defense that didn't give up a Washington TD until midway through the third quarter. Keenum's two TD passes came long after fans chanted for rookie quarterback Dwayne Haskins and booed the Redskins off the field at halftime.

| TEAM | QTR | TIME  | SCORING PLAY  | DRIVE       | WAS | CHI |
|------|-----|-------|---|-------------|-----|-----|
| CHI  | 1   | 9:42  | H. Clinton-Dix 37 yd interception return [E. Pineiro] | 0:00        | 0   | 7   |
| CHI  | 2   | 7:00  | T. Gabriel 3 yd. pass from M. Tribusky [E. Pineiro]   | 11-67; 6:23 | 0   | 14  |
| CHI  | 2   | 5:42  | T. Gabriel 1 yd. pass from M. Tribusky [E. Pineiro]   | 2-11; 0:46  | 0   | 21  |
| CHI  | 2   | 0:43  | T. Gabriel 36 yd. pass from M. Tribusky [E. Pineiro]  | 9-63; 4:23  | 0   | 28  |
| WAS  | 2   | 0:00  | D. Hopkins 35 yd. Field Goal                          | 5-56; 0:43  | 3   | 28  |
| WAS  | 3   | 6:39  | T. McLaurin 15 yd. pass from C. Keenum [pass failed]  | 8-66; 3:37  | 9   | 28  |
| WAS  | 4   | 13:11 | P. Richardson 2 yd. pass from C. Keenum [pass failed] | 12-97; 4:56 | 15  | 28  |
| CHI  | 4   | 1:50  | E. Pineiro 38 yd. Field Goal                          | 10-58; 5:12 | 15  | 31  |

### PASSING

WAS: C. Keenum 30-43 331, 2 TDs, 3 INTs

CHI: M. Trubisky 25-31 231, 3 TDs, 1 INT

### RUSHING

WAS: A. Peterson 12-37, C. Thompson 7-29, C. Keenum 2-3

CHI: D. Montgomery 13-67, C. Patterson 4-14, T. Gabriel 1-7, M. Trubisky 1-2, M. Davis 1-2, T. Cohen 4- -2

### RECEIVING

WAS: P. Richardson 8-83-1, T. McLaurin 6-70-1, T. Quinn 5-30, C. Thompson 4-78, V. Davis 2-30, S. Sims 2-24, J. Sprinkle 2-19, A. Peterson 1- -3

CHI: T. Gabriel 6-75-3, A. Robinson 6-60, T. Burton 4-20, D. Montgomery 3-14, T. Cohen 2-26, A. Miller 1-15, J. Wims 1-8, A. Shaheen 1-7, C. Patterson 1-6

### PUNT RETURNS

WAS: T. Quinn 2-15

CHI: T. Cohen 1-3

### KICKOFF RETURNS

WAS: S. Sims 3-102

CHI: C. Patterson 2-52

### SACKS

WAS: M. Sweat 1, J. Norman 1, M. Ioannidis 1

CHI: K. Mack 2, N. Williams 1, D. Trevathan 1

### INTERCEPTIONS

WAS: J. Norman 1

CHI: H. Clinton-Dix 2, K. Fuller 1

# GAME SUMMARIES

Sept. 29, 2019

GAME 4

MetLife Stadium [East Rutherford, N. J.]

## GIANTS 24, REDSKINS 3

EAST RUTHERFORD, N.J. [AP] — Daniel Jones provided the spark and the New York Giants are feeding off it on what they hope is the path back to the playoff hunt.

Jones threw a touchdown pass and created excitement with his arm and legs, Saquon Barkley's replacement Wayne Gallman scored two touchdowns, and Jabrill Peppers scored on a 32-yard interception return to lead the suddenly revived Giants to 24-3 victory over the winless Washington Redskins on Sunday.

The mistake-prone Redskins [0-4] are heading the other way. They were limited to 176 total yards by the much-maligned New York defense and they didn't get a boost when embattled coach Jay Gruden inserted first-round pick Dwayne Haskins Jr. at quarterback for Case Keenum.

New York intercepted the pair four times, with Haskins throwing the last three.

The Redskins' start is their worst since losing their first five in 2001.

Jones, the No. 6 pick overall in the draft, has the Giants thinking about the here and now since replacing two-time Super Bowl MVP Eli Manning as the starting quarterback. He rallied New York from an 18-point deficit in his first start against the Buccaneers last week, and was solid early, leading New York to touchdown runs on its first two series.

The Duke product was 23 of 31 for 225 yards with two interceptions. Winning tends to overshadow the mistakes.

Gallman, who is going to start for the foreseeable future with Barkley battling a high ankle sprain, caught a 6-yard TD pass and scored on a 1-yard run to stake New York to a 14-0 lead.

Keenum was 6 of 11 for 37 yards and an interception when Haskins came on midway through the second quarter. The move came after Quinton Dunbar picked off Jones on consecutive passes, but Haskins went 9 of 17 for 107 yards and could produce only a 21-yard field goal by Dustin Hopkins on his initial series. He was picked off three times, the last two by Janoris Jenkins.

Keenum, who had battled a foot injury this week, did not sound happy being lifted. He said he was surprised.

Rookie linebacker Ryan Connelly's second interception in as many weeks set up an opening 32-yard drive that Gallman ended with his reception. Gallman's short run ended a 13-play, 94-yard march the Redskins kept alive when a third-down holding penalty on cornerback Fabian Moreau nullified a sack.

Washington was flagged 12 times for 56 yards.

Jones kept the first drive alive with a 5-yard pass to Sterling Shepard on a gutsy decision by coach Pat Shurmur to go for it on fourth-and-2 at the Redskins 24.

Aldrick Rosas kicked a 30-yard field goal on the final play of the first half and Peppers closed out the scoring with his interception return.

| TEAM | QTR | TIME  | SCORING PLAY  | DRIVE       | WAS | NYG |
|------|-----|-------|---|-------------|-----|-----|
| NYG  | 1   | 8:45  | W.Gallman Jr 6 yd. pass from D.Jones [A. Rosas kick]  | 0:00        | 0   | 7   |
| NYG  | 2   | 12:01 | W. Gallman Jr 1 yd. run [A. Rosas kick]               | 11-67; 6:23 | 0   | 14  |
| WAS  | 2   | 2:14  | D. Hopkins 21 yd. Field Goal                          | 2-11; 0:46  | 3   | 14  |
| NYG  | 2   | 0:00  | A Rosas 30 yd. Field Goal [E. Pineiro]                | 9-63; 4:23  | 3   | 21  |
| NYG  | 3   | 1:19  | J. Peppers 32 yd. interception return [A. Rosas kick] | 5-56; 0:43  | 3   | 24  |

### PASSING

WAS: D. Haskins 9-17 107 3 INT, C. Keenum 6-11 37 1 INT

NYG: D. Jones 23-31 225 1 TD 2 INT

### RUSHING

WAS: A. Peterson 11-28, D. Haskins 2-23, C. Thompson 4-4

NYG: W. Gallman Jr. 18-63-1, J. Hilliman 10-33, D. Jones 5-33, S. Shepard 1-23, E. Penny 3-12

### RECEIVING

WAS: C. Thompson 4-56, P. Richardson 3-14, K. Harmon 2-14, T. Quinn 2-10, J. Sprinkle 1-20, W. Smallwood 1-14, R. Davis 1-11, V. Davis 1-5

NYG: S. Shepard 7-76, W. Gallman Jr 6-55-1, E. Ingram 4-54, R. Ellison 3-24, D. Slayton 2-13, B. Fowler 1-3

### PUNT RETURNS

WAS: T. Quinn 1-6

NYG: T. Jones 4-8, J. Peppers 0-0

### KICKOFF RETURNS

WAS: S. Sims 2-37

NYG: None

### SACKS

WAS: None

NYG: R. Connelly 1-2, D. Ximines 0.5-5, M. Golden 0.5-5, D Tomlinson 0.5-5.5, T. Skipper 0.5-5.5

### INTERCEPTIONS

WAS: Q. Dunbar 2-6

NYG: Ja. Jenkins 2-12, J. Peppers 1-32-1, R. Connelly 1-5

# GAME SUMMARIES

Oct. 6, 2019

GAME 5

FedExField [Landover, Md.]

## PATRIOTS 33, REDSKINS 7

LANDOVER, Md. [AP] — Playing before an appreciative audience in a place far from home, Tom Brady helped the New England Patriots stay unbeaten by picking apart the lowly Washington Redskins.

While he was at it, the 42-year-old quarterback climbed past a former star in the NFL record book.

Brady threw for 348 yards and three touchdowns, and the Patriots got another strong performance from their defense in a 33-7 rout of the winless Redskins on Sunday.

Now in his 20th season, Brady whisked by Brett Favre into third place on the career list with 71,923 yards passing. Brady now trails only Peyton Manning [71,940 yards] and Drew Brees [74,845].

Brady also edged closer to Manning's record 539 touchdown passes, connecting with Julian Edelman, Brandon Bolden and Ryan Izzo to bring his total to 527. His prowess on the football field is rarely surprising, but the reaction he received was certainly unexpected. Thousands of fans in the crowd wore blue Patriots jerseys — many of them No. 12 with BRADY on the back — and were cheering for the reigning Super Bowl champions from warmups to well after the final whistle. Shrugging off four sacks, Brady completed 28 of 42 passes — including a 15-yarder to Edelman in the third quarter to eclipse Favre.

This is the fifth time in franchise history that New England has started the season 5-0, and only the second time since 2007.

Playing for the first time since breaking his leg against Philadelphia last December, Redskins quarterback Colt McCoy went 18 for 27 for 119 yards and an interception. McCoy began the season behind Case Keenum and rookie Dwayne Haskins Jr., but got the start over the injured Keenum and inexperienced Haskins for the Redskins [0-5].

Washington had only 220 yards in offense and was 1 for 11 on third-down conversions.

It's the first time in franchise history New England has four straight games with at least five sacks. In addition, the Patriots completed a fifth consecutive game without allowing a touchdown pass, the first team to pull off that feat since the 1988 Cleveland Browns.

The defeat kept the pressure on Redskins coach Jay Gruden, whose job status appears to be tenuous in the wake of his team's 0-5 start. Gruden is 35-49-1 over five-plus seasons with Washington.

"No one's told me anything," Gruden said. "I don't have a concern. If the key works Monday, keep working, go attack the Miami Dolphins and plan on getting our first win next week."

Washington travels to Miami next week to face the winless Dolphins, who absorbed a 43-0 beatdown from New England on Sept. 15.

After Brady's 10-yard TD pass to Izzo with 9:14 left made it 33-7, the chant "Brady! Brady!" rose from the stands while thousands of Redskins backers fled to the exits. McCoy completed a 12-yard pass on Washington's first play from scrimmage. Two short runs and a sack followed, but New England's opening possession also ended with Brady getting dumped in his own backfield. The Redskins jumped on top when Steven Sims Jr. scored on a 65-yard end around, but the Patriots led 12-7 at halftime and tacked on two touchdowns in the third quarter.

The difference between the seasoned Brady and untested McCoy [now 1-6 as a starter with Washington] was made evident late in the second quarter. With 58 seconds left, McCoy forced a pass that was intercepted by Jason McCourty, who took it 16 yards to the Washington 11.

Brady cautiously completed a short pass and twice threw the ball away before accepting a field goal try that kept New England's momentum flowing into halftime.

| TEAM | QTR | TIME  | SCORING PLAY   | DRIVE       | NE | WAS |
|------|-----|-------|--|-------------|----|-----|
| WAS  | 1   | 8:26  | S. Sims Jr. 65 yd. run [D. Hopkins]                  | 2-67; 0:52  | 0  | 7   |
| NE   | 1   | 7:09  | J. Edelman 6 yd. pass from T. Brady [kick failed,wr] | 6-75; 2:17  | 6  | 7   |
| NE   | 2   | 10:35 | M. Nugent 37 yd. field goal                          | 8-61; 2:55  | 9  | 7   |
| NE   | 2   | 0:30  | M. Nugent 23 yd. field goal                          | 4-6; 0:21   | 12 | 7   |
| NE   | 3   | 10:57 | B. Bolden 29 yd. pass from T. Brady [M. Nugent kick] | 7-75; 4:03  | 19 | 7   |
| NE   | 3   | 4:35  | S. Michel 14 yd. [M. Nugent kick]                    | 6-88; 3:05  | 26 | 7   |
| NE   | 4   | 9:14  | R. Izzo 10 yd. pass from T. Brady [M. Nugent]        | 10-58; 4:08 | 33 | 7   |

### PASSING

NE: T. Brady 28-42 348 3-1, J. Stidham 0-1

WAS: C. McCoy 18-27 119 1 INT

### RUSHING

NE: S. Michel 16-91-1, J. White 6-26, B. Bolden 5-13

WAS: S. Sims 1-65-1, W. Smallwood 6-27, C. Thompson 4-21, A. Peterson 7-18, C. McCoy 2-14

### RECEIVING

NE: J. Edelman 8-110-1, J. White 6-46, J. Gordon 5-59, S. Michel 3-32, R. Izzo 2-39-1, B. Bolden 1-29-1, M. LaCosse 1-22, J. Meyers 1-6, Jak. Johnson 1-5

WAS: C. Thompson 5-17, T. McLaurin 3-51, T. Quinn 3-15, J. Sprinkle 2-17, P. Richardson 2-14, S. Sims 2-1, K. Harmon 1-4

### PUNT RETURNS

NE: G. Olszewski 3-49

WAS: T. Quinn 1-9

### KICKOFF RETURNS

WAS: None

NYG: None

### SACKS

NE: D. Hightower 1.5-10.5, J. Collins 1-13, D. Shelton 1-7, C. Winovich 1-8, M. Bennett 0.5-4.5, team 1-1

WAS: J. Allen 1-10, M. Ioannidis 0.5-5, T. Settle 1-7, D. Payne 1-9, R. Kerrigan 0.5-5

### INTERCEPTIONS

WAS: M. Nicholson 1-0

NYG: J. McCourty 1-16

# GAME SUMMARIES

Oct. 13, 2019

GAME 6

Hard Rock Cafe Stadium [Miami Gardens, Fla.]

## REDSKINS 17, DOLPHINS 16

MIAMI GARDENS, Fla. [AP] — It's no surprise a matchup between winless teams was decided by a dropped pass.

Running back Kenyan Drake couldn't handle Ryan Fitzpatrick's quick throw in the flat on a 2-point conversion try with 6 seconds left Sunday, allowing the Washington Redskins to escape with their first victory of the year by beating the Miami Dolphins 17-16.

Drake had four defenders between him and the end zone and probably wouldn't have scored even if he had secured the ball. But the drop put the brakes on a frantic comeback by the Dolphins, who trailed 17-3 when Fitzpatrick replaced Josh Rosen to start the fourth quarter.

Redskins rookie Terry McLaurin caught two touchdown passes, and veteran Adrian Peterson more than doubled his season rushing total with 118 for Bill Callahan in his first game as interim coach.

Washington [1-5] looked like a different team after firing coach Jay Gruden, although the caliber of the opposition had something to do with that. The Dolphins [0-5] remained winless under rookie coach Brian Flores but helped their chances of securing the No. 1 draft pick in April.

When asked about the two-point conversion, Flores said he was going for the win.

Drake, however, said another running back practiced that play, and not him.

Fitzpatrick led two touchdown drives, including a climactic 75-yard march that began with 2:02 left. After he hit DeVante Parker for an 11-yard score to cut the deficit to one point, Flores decided to go for 2.

Drake split wide left, went in motion and had traffic around him when the pass was thrown his way. Although Miami's defense mustered its best effort of the season, McLaurin slipped behind the secondary to catch scoring passes of 25 and 33 yards from Case Keenum, who returned after missing one game because of a foot injury.

McLaurin, a third-round draft pick who has been one of the Redskins' few bright spots this year, totaled four receptions for 100 yards.

Callahan gave Peterson a significant workload as expected, and the four-time All-Pro running back carried 23 times to reach the 100-yard mark for the 56th time. After making a diving interception, Redskins linebacker Shaun Dion Hamilton rose and trotted 35 yards to the end zone, waving for his teammates to join him. More than a dozen did to strike a pose for photographers.

Miami's offense generated few cheers from the half-empty stadium until the end, and remained on pace for the lowest-scoring 16-game season in NFL history.

The Dolphins used six offensive linemen at times and converted two fourth downs, one with special teams trickery. They attempted an onside kick, which was foiled by a penalty.

Nothing could reverse their fortunes. Miami never led and has been ahead for only 3 minutes, 49 seconds this season.

Washington intercepted Rosen twice and sacked him five times before Flores benched him.

REDSKINS: Callahan said Keenum will remain the starter when the Redskins play host to San Francisco on Oct. 20. Washington won the last time the teams met two years ago.

| TEAM | QTR | TIME  | SCORING PLAY   | DRIVE       | WAS | MIA |
|------|-----|-------|--|-------------|-----|-----|
| WAS  | 2   | 11:34 | T. McLaurin 25 yd. pass from C. Keenum [D. Hopkins kick] | 8-93; 3:40  | 7   | 0   |
| MIA  | 2   | 1:07  | J. Sanders 39 yd. Field Goal                             | 10-63; 5:06 | 7   | 3   |
| WAS  | 3   | 9:42  | T. McLaurin 33 yd. pass from C. Keenum [D. Hopkins kick] | 6-70; 3:32  | 14  | 3   |
| WAS  | 3   | 4:15  | D. Hopkins 21 yd. Field Goal                             | 8-31; 4:02  | 17  | 3   |
| MIA  | 4   | 10:56 | K. Ballage 1 yd. run [J. Sanders kick]                   | 9-55; 3:59  | 17  | 10  |
| MIA  | 4   | 0:06  | D. Parker 11 yd. pass from R. Fitzpatrick [pass failed]  | 9-75; 1:56  | 17  | 16  |

### PASSING

WAS: 13-25 116 2 TD

MIA: J. Rosen 15-25 85 2 INT; 12-18 132 1 TD

### RUSHING

WAS: A. Peterson 23-118, C. Thompson 3-12, C. Keenum 4-10, W. Smallwood 1-4, S. Sims 1-1, P. Richardson 1-0

MIA: K. Drake 10-40, M. Walton 5-43, A. Wilson 5-15, M. Gesicki 3-51, D. Parker 3-28-1, P. Williams 2-31, A. Hurns 2-16, N. O'Leary 1-3, I. Ford 0-0.

### RECEIVING

WAS: T. McLaurin 4-100-2, J. Sprinkle 2-24, A. Peterson 2-18, T. Quinn 2-8, C. Thompson 2-8, K. Harmon 1-8

MIA: K. Drake 6-30, M. Walton 5-43, A. Wilson 5-15, M. Gesicki 3-51, D. Parker 3-28-1, P. Williams 2-31, A. Hurns 2-16, N. O'Leary 1-3, I. Ford 0-0.

### PUNT RETURNS

WAS: T. Quinn 2-14

MIA: P. Williams 4-41

### KICKOFF RETURNS

WAS: S. Sims 1-21

MIA: K. Drake 1-15

### SACKS

WAS: L. Collins 1-9, J. Allen 2-12, M. Ioannidis 1-1, T. Hester 1-8

MIA: None

### INTERCEPTIONS

WAS: Q. Dunbar 1-0, S. Hamilton 1-0.

MIA: None

# GAME SUMMARIES

Oct. 20, 2019

GAME 7

FedEx Field [Landover, Md.]

## 49ers 9, Redskins 0

LANDOVER, Md. [AP] — Nick Bosa sacked Case Keenum to run out the clock, belly flopped onto the field and rode it like a Slip 'N Slide.

Bosa and the San Francisco 49ers Slip 'N Slided their way to an ugly 9-0 win at the Washington Redskins in steady rain and driving wind Sunday to remain undefeated. It wasn't pretty, but San Francisco is 6-0 for the third time in franchise history, and first since 1990.

San Francisco coach Kyle Shanahan thought about flopping onto his old home field with his players, but watched them gleefully instead after beating the team that fired him and his father, Mike, in 2013. Shanahan knew from his time as Washington's offensive coordinator how bad the FedEx Field surface can be in normal weather and adjusted along the way.

Shanahan's bunch didn't look like an unbeaten powerhouse in horrific conditions that made life difficult on quarterback Jimmy Garoppolo and the entire offense. Garoppolo bounced back from a dreadful first half to finish a passable 12 of 21 for 151 yards passing. Robbie Gould made field goals from 28, 22 and 29 yards to provide the only offense of the game.

San Francisco's defense continued its dominant run after holding the Los Angeles Rams to seven points last week and the Cleveland Browns to three before that. The Niners are the first team since 2005 and sixth since 1990 to limit an opponent to seven or fewer points and fewer than 200 net yards of offense in three consecutive games.

After the team's first shutout since Week 1 of the 2016 season — forcing Adrian Peterson to fumble in the third quarter — defensive lineman DeForest Buckner was upset the defense only got one turnover.

The weather seemed a perfect fit for interim Redskins coach Bill Callahan's run-first, run-second and run-third mentality. Washington [1-6] started the game with 10 rushing plays and Peterson ran for 81 yards on 20 carries, but they were shut out for the first time this season.

Redskins lineman Ereck Flowers wasn't sure why 49ers players did mud angels and slid all over the field in celebration, but put it on Washington for letting it happen.

Among those who braved the rain, more than half were 49ers fans — a trend that has haunted the Redskins this season. A "Let's go Niners!" chant broke out in the fourth quarter among those in Jerry Rice, Ronnie Lott, Joe Montana and other jerseys from the organization's storied past.

Linebacker Kwon Alexander, who forced Peterson's fumble, said, "It definitely felt like a home game."

The Redskins had alumni in town for their annual "Homecoming Weekend," but lost their eighth in a row at FedEx Field. Both offenses struggled mightily in a sloppy first half.

Washington took the opening drive and chewed up more than eight minutes on nine rushes and just one pass, but came up empty when Dustin Hopkins missed wide right from 39 yards. Peterson gained 57 yards on the ground for Washington but just 8 after the first drive.

Gould missed from 45 yards in the second quarter. For the half, the 49ers totaled 68 yards as Garoppolo finished 3 of 10 with 10 yards passing and were shut out in the game's first 30 minutes for the first time this year.

It was the first 0-0 first half in the NFL since Week 17 in 2017 between the Cowboys and Eagles.

| TEAM  | QTR | TIME | SCORING PLAY               | DRIVE       | SF | WAS |
|-------|-----|------|----------------------------|-------------|----|-----|
| 49ers | 3   | 5:28 | R. Gould 28 yd. Field Goal | 8-67; 4:37  | 3  | 0   |
| 49ers | 4   | 9:03 | R. Gould 22 yd. Field Goal | 12-55; 7:17 | 6  | 0   |
| 49ers | 4   | 0:23 | R. Gould 29 yd. Field Goal | 11-56; 6:19 | 9  | 0   |

### PASSING

SF: J. Garoppolo 12-21 151 yd. 1 INT  
WAS: C. Keenum 9-12 77 yd.

### RUSHING

SF: T. Coleman 20-62, M. Bredia 8-35, J. Wilson 5-20, G. Kittle 2-0  
WAS: A. Peterson 20-81, W. Smallwood 5-23, S. Sims 1-0

### RECEIVING

SF: k. Bourne 3-69, G. Kittle 3-38, T. Coleman 2--1, R. James Jr. 1-40, R. Dwelley 1-2, L. Toilolo 1-2, M. Breida 1-1, D. Pettis 0-0, M. Goodwin 0-0  
WAS: S. Sims 3-5, T. Quinn 2-30, J. Sprinkle 2-13, W. Smallwood 1-18, T. McLaurin 1-11, P. Richardson 0-0

### PUNT RETURNS

SF: R. James Jr. 2-30  
WAS: T. Quinn 1-0

### KICKOFF RETURNS

SF: None  
WAS: S. Sims 3-63

### SACKS

SF: N. Bosa 1-11, A. Armstead 1-9, D. Ford 1-7  
WAS: R. Kerrigan 0.5-2.5, M. Sweat 0.5-2.5, N. Spence 1-1

### INTERCEPTIONS

SF: None  
WAS: T. Apke 1-33

# GAME SUMMARIES

Oct. 24, 2019

GAME 8

U.S.Bank Stadium [Minneapolis, Minn.]

## Vikings 19, Redskins 9

MINNEAPOLIS [AP] — Near the end of this methodical victory for the Minnesota Vikings, the crowd directed a loud cheer toward a player on the visiting team.

When Adrian Peterson appeared on the giant video screens during the 2-minute warning with an announcement of his latest climb up the NFL's all-time rushing list, the Washington Redskins running back took off his helmet, kissed two of his fingers and waved them to the fans who rooted for him in purple not that long ago.

The star of the show, though, was Peterson's successor. Dalvin Cook gave the Vikings yet another stellar performance.

Cook had 171 total yards and the game's only touchdown, helping Kirk Cousins beat his old team on the first try and carrying the Vikings to a 19-9 victory over the Redskins on Thursday night.

Cook, the NFL leader in yards from scrimmage, rushed 23 times for 98 yards and caught five passes for 73 yards for the Vikings [6-2] in their fourth straight win. Cousins went 23 for 26 for 285 yards without a turnover against the Redskins [1-7], who drafted him in 2012 and made him the full-time starter in 2015 before he became a free agent and signed with the Vikings in 2018.

Nobody on the Redskins lately warrants that assessment. Case Keenum, the quarterback Cousins replaced, had his return to Minnesota spoiled by a concussion that kept him out of the second half and thrust rookie Dwayne Haskins back into action. Two plays after Daron Payne and Landon Collins stuffed Cousins for no gain on a fourth-and-1 quarterback sneak at the Minnesota 34, Haskins overthrew Terry McLaurin, and Anthony Harris intercepted.

Keenum's last time in the stadium was nearly two years ago, when his last-play touchdown pass to Stefon Diggs gave the Vikings a victory over New Orleans in a divisional round playoff game, but there was little reason to make this game a memory. Keenum went 12 for 16 for 130 yards.

Diggs caught all seven passes that came his way from Cousins, racking up 143 yards in his own tribute of sorts to the "Minneapolis Miracle." This game was for the guys in the ground game, though. Alexander Mattison added 61 yards on 13 rushes, and Minnesota more than doubled Washington's total yardage, 434-216.

Peterson had 14 carries for 76 yards and in the process moved up to sixth place on the NFL's career rushing list with 13,701 yards by passing Jerome Bettis and LaDainian Tomlinson. Cook hugged Peterson on the field after the game.

The same goes for Cook, who was drafted in the second round in 2017.

The screen pass to Cook was the favored weapon, highlighted by a zigzagging 31-yard gain late in the second quarter that set up his 4-yard run for a score with 11 seconds left on third down. Offensive coordinator Kevin Stefanski made a bold inside zone call for Cook, who rewarded the confidence by powering his way through safety Troy Apke and cornerback Fabian Moreau at the goal line.

The Vikings ran a third-and-15 draw play to Cook from the 25 early in the fourth quarter before settling Dan Bailey's fourth field goal of the night, another conservative decision that even drew some boos from a crowd that was probably a bit bored at that point by a game bogged down by penalties and ball-control play.

Diggs went without a fumble over each of the last three seasons, and the Vikings recovered the two he had as a rookie in 2015. This year, he has already fumbled four times, the most in the league among non-quarterbacks, and the Vikings have lost three of them. Diggs also dropped what would have been a touchdown pass last week at Detroit, a catchable ball that slipped through his hands on third down in the fourth quarter.

| TEAM     | QTR | TIME  | SCORING PLAY                       | DRIVE       | WAS | MIN |
|----------|-----|-------|------------------------------------|-------------|-----|-----|
| Vikings  | 1   | 5:20  | D. Bailey 50 yd. Field Goal        | 8-14; 3:37  | 0   | 3   |
| Redskins | 2   | 14:00 | D. Hopkins 21 yd. Field Goal       | 13-72; 6:20 | 3   | 3   |
| Vikings  | 2   | 7:26  | D. Bailey 29 yd. Field Goal        | 10-64; 6:34 | 3   | 6   |
| Redskins | 2   | 1:57  | D. Hopkins 30 yd. Field Goal       | 11-63; 5:29 | 6   | 6   |
| Vikings  | 2   | 0:07  | D. Cook 4 yd. run [D. Bailey kick] | 7-75; 1:50  | 6   | 13  |
| Vikings  | 3   | 8:33  | D. Bailey 27 yd. Field Goal        | 10-82; 4:50 | 6   | 16  |
| Redskins | 3   | 5:11  | D. Hopkins 43 yd. Field Goal       | 6-50; 3:22  | 9   | 16  |
| Vikings  | 4   | 10:36 | D. Bailey 40 yd. Field Goal        | 12-59; 6:23 | 9   | 19  |

### PASSING

WAS: C. Keenum 12-16 130 yd.; D. Haskins 3-5 33 yd.

MIN: K. Cousins 23-26 285 yd.

### RUSHING

WAS: A. Peterson 14,76, W. Smallwood 2-9

MIN: D. Cook 23-98-1, A. Mattison 13-26, K. Cousins 2-2

### RECEIVING

WAS: T. McLaurin 4-39, P. Richardson 3-34, A. Peterson 2-27, J. Sprinkle 2-12, T. Quinn 1-15, H. Hentges 1-13, K. Harmon 1-12, W. Smallwood 1-11

MIN: S. Diggs 7-143, D. Cook 5-73, I. Smith 3-21, K. Rudolph 3-17, O. Johnson 2-27, A. Mattison 2-3, L. Treadwell 1-1

### PUNT RETURNS

WAS: None

MIN: M. Hughes 0-0

### KICKOFF RETURNS

WAS: S. Sims 2-54

MIN: None

### SACKS

WAS: J. Bostic 1-0, J. Allen 1-8, M. Ioannidis 1-4

MIN: D. Hunter 1-7, A. Barr 0.5-5, E. Griffen 0.5-5, L. Joseph 1-7, I. Odenigbo 1-8,

### INTERCEPTIONS

WAS: None

MIN: A. Harris 1-5

# GAME SUMMARIES

Nov. 3, 2019

GAME 9

New Era Field [Orchard Park, N.Y.]

## Bills 24, Redskins 9

MINNEAPOLIS [AP] — ORCHARD PARK, N.Y. [AP] — Micah Hyde sees no reason why the Bills should apologize for taking advantage of a soft season-opening schedule.

The Buffalo safety needed only to point to how the Bills have flipped their record, going from 2-6 a year ago to 6-2, following Sunday's 24-9 win over the Washington Redskins, who dropped to 1-8 in rookie quarterback Dwayne Haskins' first career start.

Buffalo is off to its best start since going 7-1 in 1993. But skeptics can point out the Bills' six wins have come against teams that entered this weekend with a combined 7-31 record.

The Bills didn't exactly ease concerns following an inconsistent performance against an opponent that has already changed coaches and turned to Haskins with starter Case Keenum in the NFL's concussion protocol.

After leading 17-3 following its first three possessions, Buffalo allowed Washington to cut it to eight before rookie Devin Singletary scored on a 2-yard run with 2:21 left.

Washington matched its worst start to a season since 1998. Its offense has now gone 13 quarters since scoring a touchdown, dating to Keenum's 33-yard TD to Terry McLaurin in a 17-16 win at Miami.

Haskins was efficient in going 5 of 8 for 57 yards in the first half, when running back Adrian Peterson was exposing holes in Buffalo's suspect run defense by gaining 101 yards on 10 carries.

But the Ohio State product was unable to fill the offensive void in the second half, when Peterson was limited to 7 yards on eight carries.

Haskins finished 15 of 22 for 144 yards while Dustin Hopkins accounted for all of Washington's points with three field goals, the longest from 39 yards.

The Bills endured issues on both sides of the ball.

Buffalo's run defense started the game by continuing its porous performance from a week earlier, when it allowed a season-worst 218 yards rushing in a 31-13 loss to Philadelphia.

The defense responded in the second half by limiting Washington to 78 yards of offense and a field goal.

Up 17-9, the Bills finally put the game away in the final six minutes, starting with cornerback Tre'Davious White sacking Haskins for a 9-yard loss. That forced Washington to punt from its own 4 to set up Singletary's score on the following drive.

Singletary finished with a season-best 95 yards rushing and 140 yards from scrimmage — the most since LeSean McCoy had 147 two years ago. The rookie took advantage of his most playing time this season, appearing to displace Frank Gore as Buffalo's featured running back.

| TEAM     | QTR | TIME  | SCORING PLAY   | DRIVE       | WAS | BUF |
|----------|-----|-------|--|-------------|-----|-----|
| Bills    | 1   | 8:19  | C. Beasley 6 yd. pass from Jos. Allen [S. Hauschka kick] | 8-54; 3:56  | 0   | 7   |
| Bills    | 1   | 0:23  | S. Hauschka 42 yd. Field Goal                            | 12-66; 5:43 | 0   | 10  |
| Redskins | 2   | 10:42 | D. Hopkins 29 yd. Field Goal                             | 8-71; 4:41  | 3   | 10  |
| Bills    | 2   | 4:45  | Jos. Allen 1 yd. [S. Hauschka kick]                      | 11-39; 5:57 | 3   | 17  |
| Redskins | 2   | 0:32  | D. Hopkins 33 yd. Field Goal                             | 8-55; 4:13  | 6   | 17  |
| Redskins | 3   | 1:21  | D. Hopkins 39 yd. Field Goal                             | 6-14; 3:03  | 9   | 17  |
| Bills    | 4   | 2:21  | D. Singletary 2 yd. run [S. Hauschka]                    | 8-46; 3:34  | 9   | 24  |

### PASSING

WAS: D. Haskins 15-22 144 yd.

BUF: Jos. Allen 14-20-1 160 yd.

### RUSHING

WAS: A. Peterson 18-108, D. Haskins 3-14, W. Smallwood 2-5

BUF: D. Singletary 20-95-1, F. Gore 11-15, Jos. Allen 8-12-2

### RECEIVING

WAS: P. Richardson 4-42, T. McLaurin 4-39, A. Peterson 1-22, J. Sprinkle 1-16, S. Sims 1-12, T. Quinn 1-9, K. Harmon 1-6

BUF: J. Brown 4-76, D. Singletary 3-45, I. McKenzie 3-12, D. Knox 2-14, C. Beasley 2-13-1

### PUNT RETURNS

WAS: T. Quinn 1-0

BUF: A. Roberts 0-0

### KICKOFF RETURNS

WAS: S. Sims 3-56

BUF: A. Roberts 1-66, P. DiMarco 1-24

### SACKS

WAS: M. Ioannidis 1-8, M. Sweat 1-6

BUF: T. White 1-9, J. Phillips 1-10, J. Hughes 1-8, T. Murphy 1-1

### INTERCEPTIONS

WAS: None

BUF: None

# GAME SUMMARIES

Nov. 17, 2019

GAME 10

FedExField [Landover, Md.]

## Jets 34, Redskins 17

MINNEAPOLIS [AP] — LANDOVER, Md. [AP] — Sam Darnold more than made up for an ill-timed interception by throwing for 293 yards and a career-high four touchdowns, and the New York Jets routed rookie quarterback Dwayne Haskins and the Washington Redskins 34-17 Sunday for their second consecutive victory.

Darnold was 19 of 30 passing and tossed touchdowns to Daniel Brown, Robby Anderson, Ryan Griffin and former Redskins receiver Jamison Crowder. Despite getting picked off deep in his own territory by Jon Bostic, the 2018 third overall pick bounced back and now has 11 TDs and 10 INTs this season.

The Jets [3-7] sacked Haskins six times, including three by safety Jamal Adams, and linebacker Neville Hewitt intercepted him in his return to the lineup. Le'Veon Bell ran for a 1-yard TD, Griffin had a career-high 109 yards receiving and New York eclipsed 400 yards of offense for the first time in 20 games.

Washington [1-9] set a franchise record by going 16 consecutive quarters without a touchdown before Derrius Guice scored on a 45-yard screen pass early in the fourth. Haskins was 19 of 35 passing for 214 yards and threw TD passes to Guice and tight end Jeremy Sprinkle in his first game since being named starter for the rest of the season.

That feels like a long time away for two teams on pace for a top-five draft pick. The Jets look like they've made some semblance of progress under first-year coach Adam Gase, while the Redskins are 1-4 under interim replacement Bill Callahan and off to their worst 10-game start since 1961, when they were 0-9-1.

The Redskins' 16 quarters without a touchdown were the most by any team since the 2000 Baltimore Ravens. They broke the franchise record of 13 quarters set by the 1936 Boston Redskins before Guice finally broke out in his return from a Week 1 knee injury.

Adams became the second defensive back in the past decade with three sacks in a game, matching what Mike Hilton of the Pittsburgh Steelers did in 2017. With six sacks, he set the Jets single-season franchise record for the most by a defensive back.

The 24-year-old is on a roll. Adams led the Jets with nine tackles and two forced fumbles last week against the Giants.

After coming in 0 for 3 on coach's challenges, Gase went 2 for 2 against the Redskins. He correctly challenged the first play of the game — an 8-yard pass from Darnold to Crowder that was initially ruled to have hit the ground — and even got officials to overturn offensive pass interference against New York early in the fourth.

Redskins owner Dan Snyder and president Bruce Allen already pulled the plug on Jay Gruden, but could another coaching staff change be coming? Washington allowed 34 points to a team that entered with the worst offense in the league and continues to be dead last on third down, putting defensive coordinator Greg Manusky's job in jeopardy.

Jets: Rookie RT Chuma Edoga left with an ankle injury and was replaced by Brandon Shell. ... Played without DBs Darryl Roberts [calf] and Matthias Farley [quadriceps] and LBs C.J. Mosley [groin] and LB Paul Worrlow [quadriceps].

Redskins: DL Daron Payne left with an ankle injury. ... WR Paul Richardson didn't play because of a hamstring injury. TE Vernon Davis [concussion] missed his sixth consecutive game and RB Chris Thompson [toe] his fourth.

| TEAM     | QTR | TIME  | SCORING PLAY  | DRIVE       | WAS | NYJ |
|----------|-----|-------|---|-------------|-----|-----|
| Jets     | 1   | 11:50 | D.Brown 20 yd. pass from S.Darnold [kick failed, w/]        | 7-75, 3:10  | 0   | 6   |
| Jets     | 2   | 14:01 | Ro.Anderson 6 yd. pass from S.Darnold [S.Ficken kick]       | 12-62, 5:24 | 0   | 13  |
| Redskins | 2   | 9:05  | D.Hopkins 44 yd. Field Goal                                 | 4--10, 1:26 | 3   | 13  |
| Jets     | 2   | 0:36  | R.Griffin 16 yd. pass from S.Darnold [S.Ficken kick]        | 3-82, 0:43  | 3   | 20  |
| Jets     | 4   | 13:11 | J.Crowder 29 yd. pass from S.Darnold [S.Ficken kick]        | 10-60, 4:33 | 3   | 27  |
| Jets     | 4   | 12:15 | L.Bell 1 yd. run [S.Ficken kick]                            | 2-5, 0:42   | 3   | 34  |
| Redskins | 4   | 9:59  | D.Guice 45 yd. pass from D.Haskins [D.Haskins-T.Quinn pass] | 6-69, 2:16  | 11  | 34  |
| Redskins | 4   | 1:11  | J.Sprinkle 1 yd. pass from D.Haskins [pass failed]          | 7-49, 1:55  | 17  | 34  |

### PASSING

WAS: D.Haskins 19-35-2 214 yd.

NYJ: S.Darnold 19-30-4 293 yd., B.Powell 0-1

### RUSHING

WAS: A.Peterson 9-25, D.Guice 7-24, D.Haskins 4-5

NYJ: L.Bell 18-59-1, B.Powell 7-42, T.Montgomery 2-11, Jo.Adams 4-6, S.Darnold 2--3

### RECEIVING

WAS: K.Harmon 5-53, T.McLaurin 3-69, J.Sprinkle 2-16-1, T.Quinn 2-9, S.Slms 2-6, A.Peterson 2-5, D.Guice 1-45-1, W.Smallwood 1-11, H.Hentges 1-0

NYJ: R.Griffin 5-109-1, J.Crowder 5-76-1, D.Thomas 4-44, L.Bell 2-33, D.Brown 1-20-1, Ro.Anderson 1-6-1, B.Powell 1-5

### PUNT RETURNS

WAS: T.Quinn 2-9

NYJ: B.Berrios 3-43

### KICKOFF RETURNS

WAS: S.Sims 6-143

NYJ: 6-143

### SACKS

WAS: R.Kerrigan 2-8

NYJ: J.Adams 3-16, N.Shepherd 1-15, H.Anderson 1-3, J.Burgess 0.5-4.5, F.Luvu 0.5-4.5

### INTERCEPTIONS

WAS: J.Bostic 1-26

NYJ: N.Hewitt 1-9

# GAME SUMMARIES

Nov. 24, 2019

GAME 11

FedexField [Landover, Md.]

## Redskins 19, Lions 16

LANDOVER, Md. [AP] — Dwayne Haskins picked up his first NFL victory but inexplicably didn't take the final snap in victory formation.

Haskins was celebrating the Washington Redskins' 19-16 comeback win over the Detroit Lions by taking a selfie with a fan who was in the first row. The only problem: The game wasn't quite over, and backup Case Keenum went on the field to kneel down and run out the clock in Washington's second win of the season.

The rookie quarterback made his share of mistakes on the field — and forgetting to get back on the field — during an ugly game against the Lions, but he was there when the Redskins needed him most. Haskins was able to brush off a wrist injury that contributed to some overthrows and the bad look of missing the final play in large part because he guided Washington into field-goal range to finally get in the win column.

The 15th overall draft pick was 13 of 29 for 156 yards and an interception and could approach it like all's well that ends well after Dustin Hopkins connected on a 39-yard field goal with 16 seconds left and the Redskins snapped a four-game skid and won their first game at home in 13 months.

Haskins scrambled for 11 yards and completed passes of 5 yards to Kelvin Harmon and 17 to Terry McLaurin to set up Hopkins' go-ahead field goal. Cornerback Fabian Moreau's interception of Jeff Driskel — the third thrown by the Lions quarterback — got the Redskins [2-9] the ball back with 2 seconds left and set in motion the weird ending that confused even interim coach Bill Callahan.

Haskins drew criticism for overthrowing McLaurin and other wide-open receivers, and Washington had to settle for a field goal each time. He said his right wrist was pretty banged up, but responded "I'm good" when asked to elaborate.

In his third start since taking over for injured Lions starter Matthew Stafford, Driskel was picked off twice by Moreau and once by Quinton Dunbar. The interception by Dunbar in the final minute hurt the most because it gave Haskins and the Redskins the ball back to win it in regulation.

Undrafted rookie Steven Sims muffed the catch on his kickoff return early in the second quarter. Then he took advantage of the Lions' blown coverage to go 91 yards for a touchdown.

It was Washington's first kick return touchdown since 2015 and another bright spot in a lost season because Sims has shown he can be a difference-maker on offense and special teams.

Redskins cornerback Josh Norman was in uniform but only saw the field on special teams. After multiple reports Sunday morning that he'd be inactive, it was a bit of surprise Norman played at all.

Callahan said he met with defensive coordinator Greg Manusky, secondary coach Ray Horton and Norman on Thursday when the decision was made to demote him. Callahan said it was Norman's choice to be in uniform even though the 31-year-old was only set to play if another injury occurred.

Norman has drawn his share of criticism during a rough season, his fourth since signing a \$75 million, five-year deal with Washington. Manusky said he "couldn't tell you why" Norman has struggled.

| TEAM     | QTR | TIME  | SCORING PLAY   | DRIVE       | DET | WAS |
|----------|-----|-------|--|-------------|-----|-----|
| Redskins | 1   | 2:31  | D.Hopkins 28 yd. Field Goal                            | 14-60, 7:21 | 0   | 3   |
| Lions    | 2   | 13:09 | M. Prater 24 yd. Field Goal                            | 10-71, 4:22 | 3   | 3   |
| Redskins | 2   | 12:54 | S. Sims 91 yd. kickoff return [D. Hopkins kick]        | 0-0, 0:15   | 3   | 10  |
| Redskins | 2   | 5:44  | D. Hopkins 37 yd. Field Goal                           | 7-32, 4:24  | 3   | 13  |
| Lions    | 2   | 0:14  | M. Prater 49 yd. Field Goal                            | 6-27, 0:51  | 6   | 13  |
| Lions    | 3   | 10:03 | L. Thomas 12 yd. pass from J. Driskel [M. Prater kick] | 9-75, 4:57  | 13  | 13  |
| Lions    | 4   | 12:01 | M. Prater 21 yd. Field Goal                            | 11-47, 4:10 | 16  | 13  |
| Redskins | 4   | 1:49  | D. Hopkins 42 yd. Field Goal                           | 9-54, 3:42  | 16  | 16  |
| Redskins | 4   | 0:16  | D. Hopkins 39 yd. Field Goal                           | 6-33, 0:32  | 16  | 19  |

### PASSING

DET: J. Driskel 20-33-1 207 yd.

WAS: D. Haskins 13-29 156 yd; S. Sims 0-1 ] yd.

### RUSHING

DET: B. Scarnrough 18-98, J. Driskel 9-63, T. Johnson 4-11, J. McKissic 1-3

WAS: D. Guice 10-32, D. Haskins 3-28, A. Peterson 10-27, C. Keenum 1--1

### RECEIVING

DET: M. Jones Jr. 5-46, K. Golladay 4-61, D. Amendola 3-21, L. Thomas 2-24-1, J. McKissic 2-17, T. Johnson 2-10, M. Hall 1-21, J. James 1-17, T. Hockenson 2-0, B. Scarbrough 1-0.

WAS: T. McLaurin 5-72, K. Harmon 3-43, A. Peterson 1-22, P. Richardson 1-6, D. Guice 1-6, J. Sprinkle 1-4, W. Smallwood 1-3, S. Sims 0-0, T. Quinn 0-0.

### PUNT RETURNS

DET: M. Hall 2-16, D. Amendola 2-15

WAS: T. Quinn 2-0

### KICKOFF RETURNS

DET: T. Johnson 2-43

WAS: S. Sims 2-124-1

### SACKS

DET: J. Davis 1-9, A. Robinson 1-3, D. Kennard 1-0

WAS: C. Holcomb 1-6, R. Anderson 1-1, S. Hamilton 1-0, Jon. Allen 0.5-4, M. Ioannidis 1-1, R. Kerrigan 0.5-4, M. Seat 1-2,

### INTERCEPTIONS

DET: A. Oruwariye 1-0

WAS: F. Moreau 2-6, Q. Dunbar 1-0

# GAME SUMMARIES

Dec. 1, 2019

GAME 12

Bank of America Field [Charlotte, NC.]

Redskins 29, Panthers 21

CHARLOTTE, N.C. (AP) — The Washington Redskins have struggled all season to run the ball and score points.

But veteran running back Adrian Peterson believes the Redskins have finally found “the right recipe” with a two-pronged rushing attack, one they used to overpower the Carolina Panthers on Sunday.

Derrius Guice racked up 129 yards and two touchdowns on the ground, Peterson ran for 99 yards and a score and the Redskins made a late goal-line stand to secure a 29-21 victory over the Panthers for their second straight victory.

The Redskins piled up 248 yards rushing and scored a season high in points.

Guice, who had only 74 yards rushing and no touchdown in his entire NFL career coming in, averaged 12.9 yards per carry against a Carolina defense that came into the game ranked 27th in the league against the run.

Peterson likes the shared approach, calling it “relaxing.”

The Panthers' [5-7] fourth straight loss could put coach Ron Rivera's job in jeopardy.

The Redskins spotted the Panthers a 14-0 lead after quarterback Kyle Allen opened the game 8 of 8 passing for 106 yards with touchdown passes to wide receivers Curtis Samuel and D.J. Moore on Carolina's first two possessions.

But what looked like a Carolina rout quickly turned.

The Redskins upped the pressure on Allen and the Panthers, forcing eight punts and an interception on the next nine possessions. Washington limited the Panthers to 65 yards on those nine drives and neutralized Christian McCaffrey, holding the NFL's leader in yards from scrimmage to 102 total yards, well below his season average.

Allen broke the string when he scrambled for a 17-yard touchdown with 1:51 left to cut the lead to 29-21.

Then, after most of the Carolina fans had left the stadium, the Panthers executed a perfect onside kick with Jermaine Carter recovering near midfield to give Allen one more chance. The second-year QB moved the Panthers to the 1-yard line, but Washington stopped Carolina on four straight downs with Chris Odum sacking Allen after a 23-yard loss and Nate Orchard recovering the loose ball giving the Redskins their first win here since 1998. Both Odum and Orchard were signed to the active roster earlier this week.

This was the fourth time this season the Panthers have reached an opponent's 3-yard line needing a touchdown for the tying or go-ahead score, but come away with nothing with the game on the line.

As in the previous three, it was McCaffrey who was stopped short of the goal line — this time on first and second down in the final seconds. The Panthers tried to throw on third and fourth down but Allen eventually was sacked and fumbled, ending the drive.

| TEAM     | QTR | TIME  | SCORING PLAY                                      | DRIVE       | WAS | CAR |
|----------|-----|-------|---|-------------|-----|-----|
| Panthers | 1   | 10:39 | C. Sameul 4 yd. pass from K. Allen [J. Slye kick] | 8-75, 4:21  | 0   | 7   |
| Panthers | 1   | 5:18  | D. Moore 13 yd. pass from K. Allen [J. Slye kick] | 6-55, 3:09  | 0   | 14  |
| Redskins | 1   | 3:09  | D. Hopkins 25 yd. Field Goal                      | 6-68, 2:09  | 3   | 14  |
| Redskins | 2   | 11:16 | D. Hopkins 42 yd. Field Goal                      | 9-41, 3:35  | 6   | 14  |
| Redskins | 2   | 4:33  | D. Guice 1 yd. run [pass failed]                  | 1-1, 0:03   | 12  | 14  |
| Redskins | 3   | 8:33  | D. Hopkins 36 yd. Field Goal                      | 11-57, 6:27 | 15  | 14  |
| Redskins | 4   | 9:09  | D. Guice 1 yd. run [D. Hopkins]                   | 7-67, 3:42  | 22  | 14  |
| Redskins | 4   | 4:26  | A. Peterson 12 yd run [D. Hopkins kick]           | 5-55, 3:04  | 29  | 14  |
| Panthers | 4   | 1:51  | K. Allen 17 yd. run [J. Slye]                     | 12-75, 2:35 | 29  | 21  |

## PASSING

WAS: D. Haskins 13-25 147

CAR: K. Allen 27-46 278

## RUSHING

WAS: D. Guice 10-129-2, A. Peterson 13-99-1, C. Thompson 3-14, D. Haskins 4-6

CAR: C. McCaffrey 14-44, K. Allen 4-22-1, A. Armah 1-2, D. Moore 1-3

## RECEIVING

WAS: K. Harmon 3-51, S. Sims 3-29, J. Sprinkle 2-36, T. McLaurin 2-8, D. Guice 2-8, C. Thompson 1-15, T. Quinn 0-0, A. Peterson 0-0, H. Hentges 0-0

CAR: C. McCaffrey 7-58, D. Moore 6-75-1, C. Samuel 4-65-1, I. Thomas 4-24, J. Wright 3-34, G. Olsen 3-22

## PUNT RETURNS

WAS: S. Sims 3-12, T. Quinn 2-5

CAR: D. Moore 3-35

## KICKOFF RETURNS

WAS: None

CAR: Bonnafon 1-16

## SACKS

WAS: C. Odum 2-33, N. Orchard 1-7, M. Ioannidis 2-14, M. Sweat 1.5-7.5, Jon. Allen 0.5-3.5

CAR: E. Reid 1-8, M. Addison 1.5-4, B. Irvin 1-8, S. McGee 0.5-4, G. McCoy 1-9

## INTERCEPTIONS

WAS: F. Moreau 1-10,

CAR: None

# GAME SUMMARIES

Dec. 8, 2019

GAME 13

Lambeau Field [Green Bay, WI]

Packers 20, Redskins 15

GREEN BAY, Wis. (AP) — Aaron Jones rushed for a season-high 134 yards and a touchdown on just 16 carries, Aaron Rodgers threw for 195 yards and the Green Bay Packers did enough to beat the Washington Redskins 20-15 Sunday.

Jones had his third 100-yard rushing game of the season and hauled in six catches for 58 yards. With fewer than 3 minutes left in the game, the third-year running back had more total yards (192) than the Redskins (187).

Dwayne Haskins completed 16 of 27 passes for 170 yards and a touchdown with an interception for Washington (3-10), which was officially eliminated from playoff contention. The rookie quarterback was sacked four times.

Adrian Peterson became just the sixth back in NFL history to reach the 14,000-yard mark, running for 76 yards and a score. He now has 14,036 yards in a 13-year career. Curtis Martin is fifth all-time with 14,101 yards.

Derrius Guice exited after only five carries with a knee injury.

Kenny Clark and Kyler Fackrell combined for a sack of Haskins on Washington's opening drive for an 11-yard loss. Haskins and the Redskins started the day with three straight 3-and-outs in the franchise's first-ever December trip to Lambeau Field.

Jones scored from 4 yards out on the Packers' opening drive. It was Jones' 12th rushing touchdown and 15th TD of the season. Rodgers found Robert Tonyan for a 12-yard touchdown on Green Bay's other first-quarter score.

Haskins led Washington on an 11-play, 95-yard drive that was capped by a 2-yard score by Peterson with 3:44 to play in the first quarter. Dustin Hopkins missed the extra point.

Green Bay (10-3) led 14-6 at halftime.

After Mason Crosby's field goal, Hopkins nailed a 52-yarder to cut it to 17-9 before the end of the third.

Crosby was good on a 33-yard attempt with 2:34 to go to seal the win.

Haskins linked up with Terry McLaurin on a 13-yard score late. Haskins was stopped by Blake Martinez on the two-point conversion.

| TEAM     | QTR | TIME  | SCORING PLAY   | DRIVE       | WAS | GB |
|----------|-----|-------|--|-------------|-----|----|
| Packers  | 1   | 9:06  | A. Jones 4 yd. run [M.Crosby kick]                     | 7-50, 3:44  | 0   | 7  |
| Packers  | 1   | 0:34  | R. Tonyan 12 yd. pass from A. Rodgers [M. Crosby kick] | 5-57, 3:06  | 0   | 14 |
| Redskins | 2   | 3:44  | A. Peterson 2 yd. run [kick failed, wr]                | 11-95, 5:46 | 6   | 14 |
| Packers  | 3   | 10:08 | M. Crosby 32 yd. Field Goal                            | 10-60, 4:52 | 6   | 17 |
| Redskins | 3   | 0:11  | D. Hopkins 52 yd. Field Goal                           | 12-46, 6:34 | 9   | 17 |
| Packers  | 4   | 2:34  | M. Crosby 33 yd. Field Goal                            | 14-74, 7:24 | 9   | 20 |
| Redskins | 4   | 1:17  | T. McLaurin 13 yd. pass from D. Haskins [run failed]   | 8-75, 1:17  | 15  | 20 |

## Passing

WAS: D. Haskins 16-20 1 TD 1 INT 170 yd.

GB: A. Rodgers 18-28 1 TD 195 yd.

## Rushing

WAS: A. Peterson 20-76, 1 TD; D. Guice 5-42; W. Smallwood 2-4;

GB: A. Jones 16-134 1 TD; J. Williams 7-24; A. Rodgers 5-16

## Receiving

WAS: C. Thompson 7-43; T. McLaurin 4-57 1 TD; S. Sims 4-40; K. Harmon 1-30

GB: A. Jones 6-58; D. Adams 4-41; J. Graham 3-49; A. Lazard 2-19; R. Tonyan 1-12 1 TD; G. Allison 1-11; M. Lewis 1-5

## Punt Returns

WAS: S. Sims 1-6

GB: T. Ervin 4-51

## Kickoff Returns

WAS: S. Sims 1-19

GB: None

## Sacks

WAS: M. Ioannidis 1-6; D. Payne; R. Anderson 1-13; R. Kerrigan 1-7

GB: A. Amos 1-4; K. Clark 1.5-15; K. Fackrell 0.5-5.5;

## Interceptions

WAS: None

GB: A. Amos 1-3

# GAME SUMMARIES

Dec. 15, 2019

GAME 14

FedEx Field [Landover,Md.]

Eagles 37, Redskins 27

LANDOVER, Md. (AP) —

Carson Wentz recovered from a disastrous fumble by leading a 75-yard, go-ahead scoring drive and throwing his third touchdown pass of the day to keep the Philadelphia Eagles' NFC East hopes on track with a 37-27 victory at the Washington Redskins on Sunday.

Wentz threw TD passes to running back Miles Sanders, tight end Zach Ertz and receiver Greg Ward and was 30 of 43 for 266 yards. The 4-yard pass from Wentz to Ward with 26 seconds left put Philadelphia up for good and electrified a stadium full of green-clad Eagles fans.

Wentz's ability to bounce back from some accuracy issues and a turnover means the Eagles (7-7) are still in the thick of the division race with a game against the division rival Dallas Cowboys coming next week.

Of course, Wentz didn't do it by himself. Sanders rushed for 122 yards and a touchdown and caught six passes for 50 yards. The Eagles' defense that struggled to stop Washington's Dwayne Haskins most of the afternoon got him to fumble for a touchdown by Nigel Bradham on the game's final play.

Coming off an overtime victory against Eli Manning and the New York Giants, a loss to Washington (3-11) could've had the Eagles facing elimination next week. Allowing an early 75-yard TD pass from Haskins to Terry McLaurin and falling behind 7-3, 14-10, 21-17 and 27-24 made that a distinct possibility.

Instead, Wentz was able to work some magic when it mattered most.

PETERSON TIES PAYTON

Adrian Peterson's 10-yard touchdown early in the fourth quarter gave him 110 for his career and tied him with Walter Payton for fourth on the all-time list. Peterson had 16 carries for 66 yards.

| TEAM     | QTR | TIME  | SCORING PLAY  | DRIVE       | PHI | WAS |
|----------|-----|-------|---|-------------|-----|-----|
| Eagles   | 1   | 1:23  | J. Elliot 25 yd. Field Goal                               | 16-88, 7:40 | 3   | 0   |
| Redskins | 1   | 1:11  | T. McLaurin 75 yd. pass from D. Haskins [D. Hopkins kick] | 1-75, 0:12  | 3   | 7   |
| Eagles   | 2   | 9:53  | M. Sanders 1 yd. rym [J. Elliot kick good]                | 10-75, 6:18 | 10  | 7   |
| Redskins | 2   | 6:58  | S. Sims 5 yd. pass from D. Haskins [D. Hopkins kick]      | 7-75, 2:55  | 10  | 14  |
| Eagles   | 3   | 5:53  | M. Sanders 15 yd. pass from C. Wentz [J. Elliot Kick]     | 12-66, 6:02 | 17  | 14  |
| Redskins | 4   | 14:53 | A. Peterson 10 yd. run [D. Hopkins kick]                  | 10-75, 6:00 | 17  | 21  |
| Eagles   | 4   | 9:59  | Z. Ertz 2 yd. pass from C. Wentz [J. Elliot kick]         | 8-75, 4:54  | 24  | 21  |
| Redskins | 4   | 8:02  | D. Hopkins 53 yd. Field Goal                              | 6-20, 1:57  | 24  | 24  |
| Redskins | 4   | 4:52  | D. Hopkins 53 yd. Field Goal                              | 4-9, 1:36   | 24  | 27  |
| Eagles   | 4   | 0:26  | G. Ward 4 yd. pass C. Wentz [J. Elliot kick]              | 11-75, 4:26 | 31  | 27  |
| Eagles   | 4   | 0:00  | N. Bradham 47 yd. fumble return                           |             | 37  | 27  |

#### Passing

PHI: C. Wentz 30-43; 266; 3 TD

WAS: D. Haskins 19-28, 261, 2 TD

#### Rushing

PHI: M. Sanders 19-122 1 TD; B. Scott 6-26; C. Wentz 3-9

WAS: A. Peterson 16-66 1 TD; D. Haskins 4-26, J. Ferguson 3-9

#### Receiving

PHI: G. Ward 7-61 1 TD, B. Scott 7-39, M. Sanders 6-50 1 TD, Z. Ertz 5-61 1 TD, D. Goedert 5-55

WAS: T. McLaurin 5-130 1 TD, S. Sims 5-45 1 TD, A. Peterson 3-25, C. Thompson 2-26, K. Harmon 2-22, J. Sprinkle 2-13

#### Punt Return

PHI: None

WAS: S. Sims 2-8

#### Kickoff Returns

PHI: B. Scott 1-29

WAS: S. Sims 3-89

#### Sacks

PHI: None

WAS: R. Anderson 2-8

#### Interceptions

PHI: None

WAS: None

# GAME SUMMARIES

Dec. 22 2019

GAME 15

FedEx Field [Landover,Md.]

Giants 41, Redskins 35

LANDOVER, Md. (AP) — Daniel Jones put together the best performance of his rookie season fresh off an ankle injury, throwing for 352 yards and five touchdown passes in the New York Giants' 41-35 overtime victory against the Washington Redskins on Sunday.

Jones was 28 of 42 in his first action since missing the past two games with a sprained right ankle. He tossed two TDs to Kaden Smith — including the game-winner — and also connected with Sterling Shepard, Saquon Barkley and Cody Latimer. His career-best fifth TD pass, 3 yards to Smith, came with 4:15 left in overtime after the Redskins (3-12) tied it in the final minute of regulation.

Barkley was the perfect complement for Jones and tormented a Redskins secondary missing several regulars. He was responsible for 279 total yards: 189 rushing and 90 receiving and a score each way.

The trio of Jones, Barkley and Shepard showed further evidence that whoever is running the Giants [4-11] next season has talented building blocks to work with on offense, along with a high draft pick.

With the loss, the Redskins moved into the driver's seat to draft Ohio State pass rusher Chase Young.

The Chase Young Bowl was a showcase of prolific playmaking and porous defense. Barkley ran for 108 yards on his first four carries, while Redskins quarterback Dwayne Haskins was 12 of 15 for 133 yards and two TD passes before injuring his left ankle on the first play of the second half.

Veteran Case Keenum relieved Haskins and threw his first passes since Oct. 24, when he was concussed at Minnesota. He was 16 of 22 for 158 yards and rushed for the tying score with 29 seconds left in the fourth.

With and without Haskins, the Redskins offense similarly showed off some young weapons to entice a strong coaching candidate. Undrafted free agent receiver Steven Sims caught two TD passes, and third-round steal Terry McLaurin had seven receptions for 88 yards.

| TEAM     | QTR | TIME  | SCORING PLAY  | DRIVE       | NYG | WAS |
|----------|-----|-------|---|-------------|-----|-----|
| Giants   | 1   | 12:21 | S. Shepard 23 yd. pass from D. Jones [A. Rosas kick]    | 5-75, 2:39  | 7   | 0   |
| Redskins | 1   | 7:37  | S. Sims 10 yd. pass from D. Haskins [D. Hopkins kick]   | 9-75, 4:44  | 7   | 7   |
| Giants   | 1   | 6:46  | S. Barkley 67 yd. run [A. Rosas kick]                   | 2-75, 0:51  | 14  | 7   |
| Redskins | 2   | 14:56 | H. Hentges 6 yd. pass from D. Haskins [D. Hopkins kick] | 12-75, 6:50 | 14  | 14  |
| Giants   | 2   | 9:16  | S. Barkley 33 yd. pass from D. Jones [A. Rosas kick]    | 10-75, 5:40 | 21  | 14  |
| Giants   | 2   | 0:38  | C. Latimer 10 yd. pass from D. Jones [A. Rosas kick]    | 9-73, 1:41  | 28  | 14  |
| Redskins | 3   | 6:38  | S. Sims 7 yd. pass from C. Keenum [D. Hopkins kick]     | 7-60, 3:41  | 28  | 21  |
| Giants   | 3   | 3:40  | K. Smith 9 yd. pass from D. Jones [A. Rosas kick]       | 5-73, 2:58  | 35  | 21  |
| Redskins | 4   | 14:30 | A. Peterson 1 yd. run [D. Hopkins kick]                 | 1-17, 0:08  | 35  | 28  |
| Redskins | 4   | 0:29  | C. Keenum 1 yd. run [D. Hopkins kick]                   | 14-99, 5:59 | 35  | 35  |
| Giants   | 5   | 4:15  | K. Smith 3 yd. pass from D. Jones                       | 11-66, 5:45 | 41  | 35  |

## Passing

NYG: D. Jones 28-42 352 yd 5 TD

WAS: D. Haskins 12-15 133 yd 2 TD; C. Keenum 16-22 158 yd 1 TD

## Rushing

NYG: S. Barkley 22-189 1 TD; D. Jones 3-12; D. Scott 1-5

WAS: A. Peterson 15-36 1 TD; C. Thompson 8-34; S. Sims 2-9; C. Keenum 1-11 TD

## Receiving:

NYG: G. Tate 6-96; S. Shepard 6-76 1 TD; K. Smith 6-35 2 TD; C. Latimer 5-44 1 TD; S. Barkley 4-90 1 TD; D. Scott 1-11

WAS: T. McLaurin 7-86; S. Sims 6-64 2 TD; K. Harmon 5-58; C. Thompson 4-18; H. Hentges 2-28 1 TD; A. Peterson 2-19; J. Sprinkle 2-14; C. Sims 1-15;

## Punt Returns:

NYG: D. Scott 2-59; C. Latimer 1-27

WAS: None

## Kickoff Returns

NYG: D. Scott 2-59; C. Latimer 1-27;

WAS: S. Sims 1-25

## Sacks

NYG: M. Golden 0.5-3.5; L. Carter 1.5-6.5

WAS: T. Settle 1-6

## Interceptions

NYG: None

WAS: None

# GAME SUMMARIES

Dec. 29 2019

GAME 16

AT&T Stadium [Arlington,Texas]

Cowboys 47, Redskins 16

ARLINGTON, Texas. (AP) — Jason Garrett says he doesn't know if he'll be coach of the Dallas Cowboys next year, and owner Jerry Jones won't even acknowledge that there's a decision to make regarding the leadership of an underachieving club.

The mystery of a team that sagged under the weight of high expectations now becomes the mystery of what happens to a coach who has an expiring contract and never took the Cowboys beyond the divisional round of the playoffs in nine full seasons.

The Cowboys were eliminated from the postseason despite a 47-16 win over Washington on Sunday because Philadelphia won the NFC East by beating the New York Giants.

Dallas [8-8] lost control of its postseason fate with a 17-9 loss to the Eagles last week. Now the fate of Garrett is in the hands of Jones.

Dak Prescott threw four touchdown passes, three of them to Michael Gallup, while falling 1 yard short of Tony Romo's club record of 4,903 yards passing in a season. Dallas could have made the playoffs without a winning record for the third time in franchise history. Instead, the Eagles won the division for the second time in three years by beating the Giants 34-17.

Case Keenum had a TD toss as the Redskins [3-13] secured the No. 2 pick in the draft in what could be their final game under interim coach Bill Callahan. The former Dallas assistant replaced Jay Gruden, fired in October with Washington at 0-5.

About the time the Cowboys put away the Redskins on Prescott's second TD pass to Gallup for a 37-16 lead late in the third quarter, Philadelphia went up 10 with a TD after the Giants lost a fumble at their 2-yard line.

In Gallup's first career game with multiple touchdowns, the second-year player had five catches for 98 yards.

Ezekiel Elliott, who helped fuel Super Bowl hopes by signing a \$90 million extension to end a long holdout days before the opener, had a 32-yard touchdown run and a 13-yard scoring catch.

The Cowboys won their first three games after Elliott signed the big contract, but lost eight of the next 12 to put their postseason fate in the hands of the Eagles.

Dallas was hoping to build on the first playoff win for Prescott and Elliott last season before a divisional-round loss to the Los Angeles Rams that ended the club's 23rd consecutive season without reaching the NFC championship game.

It's the fourth time in Garrett's nine full seasons that Dallas has finished .500. The first three ran consecutively from 2011-13, with the Cowboys losing the finale each time when a win would have put them in the playoffs.

| TEAM     | QTR | TIME  | SCORING PLAY  | DRIVE        | WAS | DAL |
|----------|-----|-------|---|--------------|-----|-----|
| Cowboys  | 1   | 7:41  | K. Forbath 28 yd. Field Goal                              | 10-26, 4:54  | 0   | 3   |
| Cowboys  | 1   | 5:15  | K. Forbath 47 yd. Field Goal                              | 4-[-8], 1:28 | 0   | 6   |
| Redskins | 2   | 13:37 | D. Hopkins 31 yd. Field Goal                              | 4-3, 0:57    | 3   | 6   |
| Cowboys  | 2   | 11:01 | E. Elliott 13 yd. pass from D. Prescott [K. Forbath kick] | 7-75, 2:36   | 3   | 13  |
| Cowboys  | 2   | 3:50  | E. Elliott 33 yd. run [K. Forbath kick]                   | 6-61, 2:44   | 3   | 20  |
| Redskins | 2   | 0:34  | S. Sims 6 yd. pass from C. Keenum [D. Hopkins kick]       | 10-74, 3:16  | 10  | 20  |
| Redskins | 3   | 11:54 | D. Hopkins 42 yd. Field Goal                              | 6-58, 3:06   | 13  | 20  |
| Cowboys  | 3   | 8:17  | M. Gallup 4 yd. pass from D. Prescott [K. Forbath kick]   | 7-75, 3:37   | 13  | 27  |
| Redskins | 3   | 7:00  | D. Hopkins 28 yd. Field Goal                              | 5-65, 1:17   | 16  | 27  |
| Cowboys  | 3   | 4:07  | K. Forbath 48 yd. Field Goal                              | 7-43, 2:53   | 16  | 30  |
| Cowboys  | 3   | 0:52  | M. Gallup 32 yd. pass from D. Prescott [K. Forbath kick]  | 4-53, 2:00   | 16  | 37  |
| Cowboys  | 4   | 12:46 | M. Gallup 45 yd. pass from D. Prescott [K. Forbath kick]  | 3-49, 0:51   | 16  | 44  |
| Cowboys  | 4   | 2:40  | K. Forbath 40 yd. Field Goal                              | 15-72, 8:22  | 16  | 47  |

## Passing

WAS: C. Keenum 18-37 206 yds 1 TD 1 INT

DAL: D. Prescott 23-33 303 yds 4 TDs

## Rushing

WAS: A. Peterson 13-78; C. Thompson 3-11; W. Smallwood 3-5

DAL: E. Elliott 18-122 1 TD; T. Pollard 14-60; D. Prescott 1-35; A. Cooper 1-6

## Receiving:

WAS: S. Sims 5-81 1 TD; H. Hentges 4-62; K. Harmon 3-33; J. Sprinkle 3-18; C. Sims 1-12

DAL: M. Gallup 5-98 3 TDs; R. Cobb 5-81; A. Cooper 4-92; J. Witten 4-24; E. Elliott 3-2 1 TD; T. Pollard 1-5; T. Austin 1-1

## Punt Returns:

WAS: None

DAL: T. Austin 3-6

## Kickoff Returns

WAS: S. Sims 1-20

DAL: T. Pollard 2-57

## Sacks

WAS: M. Sweat 2-5; J. Allen 1-4

DAL: K. Hyder 1-11; R. Quinn 1-12

## Interceptions

WAS: None

DAL: J. Smith 1-0



**SEAN DEBARBIERI**  
DIRECTOR OF COMMUNICATIONS

**6TH NFL SEASON**  
**3RD WITH WASHINGTON**

**Contact DeBarbieri for:**

- > Official team comment
- > Inquiries related to Daniel M. Snyder
- > Interview requests for Ron Rivera, Kyle Smith and Doug Williams
- > Interview requests for Alex Smith
- > Interview requests for Chase Young

**973-986-1541 // [debarbieris@redskins.com](mailto:debarbieris@redskins.com)**

Sean DeBarbieri is entering his sixth NFL season and third with Washington in the role of Director of Communications. DeBarbieri is responsible for making official comment on behalf of the team along with all external messaging as it pertains to the organization. He handles all media requests and scheduling for Head Coach Ron Rivera and the front office along with QB Alex Smith and DE Chase Young. He also oversees the day-to-day operations of the communications department and is the team's primary media contact.

DeBarbieri joined Washington after spending three seasons with both the Los Angeles Rams and New York Giants.

In 2017, DeBarbieri worked with the Los Angeles Rams communications department during Head Coach Sean McVay's first season with the organization and assisted in the creation of postgame notes and content for the Rams weekly release as well as drafting and editing media advisories and press releases. He also assisted with overseeing Libris, the team's online photography database. DeBarbieri was also responsible for preparing offensive coordinator Matt LaFleur for his weekly media availability.

In 2016, DeBarbieri worked with the New York Giants communications department and was responsible for player bios and game notes for the weekly release as well as assisting in player requests and media training for the 53 man roster. He also interned with the team during training camp in 2015 and contributed to the team's media guides from 2015-17.

DeBarbieri graduated from Rutgers University with a B.S. in sports management and a minor in economics in 2016. He worked with the school's sports information department from 2013-16.

DeBarbieri is a native of West Orange, N.J. and currently resides in Northern Virginia.



**JESSIE JOHNSON**  
FOOTBALL & CORPORATE  
COMMUNICATIONS MANAGER

**3RD NFL SEASON**  
**3RD WITH WASHINGTON**

**Contact Johnson for:**

- > Interview requests for Jack Del Rio and Scott Turner
- > Interview requests for position coaches
- > Interview requests for all players except quarterbacks
- > Credential requests
- > Corporate and community information

**703-726-7077 // [johnsonj@redskins.com](mailto:johnsonj@redskins.com)**

Jessie Johnson is entering her third season with Washington and first in the role of Football & Corporate Communications Manager.

Johnson is responsible for sustaining a strong corporate image through positive media coverage for Washington outside the traditional scope of football, as well as assisting with the implementation of the league's public relations policies. She helps promote Washington's community relations and marketing events, finding ways to project the organizations' coaches and players in a positive light. Johnson develops, coordinates and implements strategic communications plans, including media advisories, press releases, fact sheets and press kits. Johnson also handles all credentials for the team along with being responsible for all media requests for the coordinators, assistant coaches and most players. She is responsible for setting up and executing all organizational paid player appearances. Johnson also oversees the Washington Communications internship program.

From 2018-19, Johnson served as the corporate communications manager where she handled the teams corporate and community media relations. In 2019-20, she added more football responsibilities while maintaining the corporate role.

Johnson first joined Washington as a seasonal public relations intern during the 2018 season. During that time, she helped facilitate interviews between media and Washington personnel, contributed to the weekly release, assisted in distribution of credentials on a daily basis well as for home games, prepared the press box for game day, attended community events and assisted with the compilation and distribution of daily news clips.

Johnson assumed a full-time role with Washington while completing her master's degree in sports management at Georgetown University. She earned a Bachelor of Science degree in public relations from West Virginia University.

Johnson is a native of Bridgeport, W.Va. She currently resides in Northern Virginia.



**CHARLIE MULE**  
MEDIA SERVICES COORDINATOR

**4TH NFL SEASON  
2ND WITH WASHINGTON**

**Contact Mule for:**

- > Interview requests for Dwayne Haskins Jr.
- > Interview requests for all other players
- > Historical research inquiries
- > Media guide information
- > Weekly release information

**703-726-7368 // [mulec@redskins.com](mailto:mulec@redskins.com)**

Charlie Mule is entering his fourth NFL season and second with Washington in the role of Media Services Coordinator.

Mule is responsible for managing the media schedule and serves as the primary contact for media requests for Redskins players, including Quarterback Dwayne Haskins Jr. He provides counsel and training for Washington players as it pertains to media appearances and social media use. He also assists the Director of Communications with the creation and distribution of team publications including the media guide, weekly release and team transactions.

Mule joined Washington after spending two seasons with the New York Mets and a seasonal position with the National Football League.

In 2018, Mule was a communications assistant with the National Football League where he assisted with media credentials for the Super Bowl, Pro Bowl and NFL Combine as well as drafting and editing press releases.

In 2017-18, Mule was a communications assistant with the New York Mets communications department and assisted in the creation of game notes as well as drafting and editing press releases. He also assisted with media requests for the players.

In 2016, Mule was a full-season intern with the New York Giants communications/digital department and was responsible for facilitating player interviews and transcribing.

Mule graduated from Seton Hall University with a B.A. in communications and a minor in history in 2018.

Mule is a native of Toms River, N.J. and currently resides in Northern Virginia.