



CHICAGO BLACK HAWKS

1984-85 YEAR BOOK



\$3.00

BLACK HAWKS FANS, THIS BUD'S FOR YOU.™



CHICAGO BLACK HAWKS 1984-85 YEARBOOK

CHICAGO STADIUM
1800 W. Madison Street
Chicago, Illinois 60612
312/733-5300

INDEX

Club Directory	Page 2
William W. Wirtz, President	3
Michael Wirtz, Vice President	4
Thomas N. Ivan, Vice President	5
Robert J. Pulford, General Manager	6
Jack Davison, Assistant General Manager	7
Orval Tessier, Coach	8
Roger Neilson, Assistant Coach	9
Cliff Koroll, Head Coach Milwaukee Admirals	10
Trainers	11
Player Biographies and Statistics	12-43
1983-84 Game Results	44-45
Black Hawk All-Stars	46-47
Black Hawk Broadcasters	48
1984 Exhibition Schedule	50
Black Hawks vs Detroit Exhibition Rosters	51
Black Hawks Roster	52-53
Black Hawks vs Edmonton Exhibition Rosters	54
Black Hawks vs Minnesota Exhibition Rosters	55
Black Hawk Records	57-65
Black Hawk Draft Choices	66-67
Black Hawk Shutouts	68
Black Hawk Playoff Overtime Goals	69
Black Hawk Lifetime Leaders	70
Black Hawks All-Time Won-Lost Record	71
Black Hawk Trophy Winners	72
1983-84 NHL Trophy Winners	73
1983-84 Black Hawks vs NHL Teams	74-83
1983-84 Final Standings	85
Black Hawk Scoring Leaders 1926-1984	86
1984-85 Divisional Alignment	87
NHL Club Directory	88-89
Dates To Remember	90
Goaltenders Past to Present	91
Complete Black Hawk Records 1926-1984	92-100
Black Hawk Members in Hall of Fame	101
Road to the Stanley Cup	102
Notes	103-104

CHICAGO BLACK HAWKS
Chicago Stadium
1800 W. Madison Street
Chicago, IL 60612
(312) 733-5300
TWX 910-221-5676

CLUB DIRECTORY

President	William W. Wirtz
Vice President	Arthur Michael Wirtz, Jr.
Vice President & Assistant to the President	Thomas N. Ivan
General Manager	Robert J. Pulford
Assistant G.M. & Director of Player Personnel	Jack Davison
Coach	Orval Tessier
Assistant Coach	Roger Neilson
Scouts	Jim Walker, Don Smith, Dave Lucas, Michel Dumas, Jan Spieczny, Jim Pappin
Secretary to the General Manager	Dorothy Folsom
Director of Public Relations	Jim DeMaria
Assistant Director of Public Relations	Susan Ocasek
Season Tickets	Mildred Hornik
Club Doctors	Louis W. Kolb, MD/FACS Howard Baim, MD/EENT
Club Dentist	Robert Duresa, DDS
Trainers	Charles "Skip" Thayer Lou Varga
Executive Offices	Chicago Stadium
Home Ice	Chicago Stadium
Seating Capacity	17,317
Largest Hockey Crowd	20,960 on April 10, 1982 vs. Minnesota
Location of Press Box	West side of Stadium
Dimension of Rink	185 feet by 85 feet
End of Rink	Plexi-glass extends above boards all around rink
Club Colors	Red, Black & White
Uniforms	Home-Base color white, trimmed with black & red; Away-Base color red, trimmed with black & white
Organist	Bob Raatz
Soloist	Wayne Messmer
Public Address Announcer	Harvey Wittenberg
Radio Station	WIND (AM 56)
Television Station	SportsVision
Broadcasters	Pat Foley, Dale Tallon

WILLIAM W. WIRTZ

President



William Wirtz took over as President of the Chicago Black Hawks in 1967. He has taken an active part in hockey and especially the Black Hawks since his graduation from Brown University in 1950. As time progressed, however, Mr. Wirtz has found himself involved more and more in hockey operations.

Not only is Mr. Wirtz involved in the day to day decisions of his own team, but he also is heavily involved with hockey operations on the league level. He is one of the most respected men in the hockey world and is the Chairman of the National Hockey League Board of Governors.

In that capacity, Mr. Wirtz must deal on a daily basis with such matters as player negotiations, expansion, and a host of other problems that may arise on the international hockey front.

For the many contributions Mr. Wirtz has made to hockey and the National Hockey League, he was inducted into the NHL Hall of Fame in 1976, joining his father, who was inducted into the Hall in 1971.

During the summer, another honor was bestowed upon Mr. Wirtz as he was elected into the United States Hockey Hall of Fame for his many contributions to hockey in the U.S., especially to the 1980 Olympic effort. The induction ceremony will be in October.

Hockey is only one of the many interests of Mr. Wirtz. He is also very active in harness racing, both as a breeder and in the racing end of the sport. One of the family's greatest breeding accomplishments was the development of Governor Skipper, which was named the "Pacer of the Year" in 1977 after having set 12 world records. Fortune Teller, son of Governor skipper, was another pacer that had a great racing tenure.



MICHAEL WIRTZ

Vice President

As Vice President of the Chicago Black Hawks since 1958, Mr. Wirtz is heavily involved in the team. He suffers as much as anyone when the club is on a bad streak and enjoys himself as much as anyone when the club is playing well.

His enthusiasm for the game of hockey and the Black Hawks, in particular, make Mike a valuable asset to the team. If there is ever anything he can do to help a player or any member of the organization, you will always find Mike putting in more than his share of time to get the job done.

Mike works closely with his brother, Bill, and Vice President Tommy Ivan on the many hockey dealings that develop on all levels. His dedication is a definite asset, as he is never too busy to lend a helping hand.

Mike's love for the game is also evident on the youth level as he pitched in to help with the coaching of a youth hockey team at the Glenview Ice Arena.

Mike is a graduate of the Wharton School of Commerce at the University of Pennsylvania. He and his wife, Sunny, have three children.

1984-85
Black Hawk Yearbook
Editor . . . Jim De Maria
Contributors . . . Susan Ocasek
Bob Rosenberg
Photos by Sol Benjamin



THOMAS N. IVAN

Vice President



Having served in almost every capacity during his more than 50 years in hockey, Tommy Ivan is one of the most respected and knowledgeable people in the game.

After winning six straight league championships and three Stanley Cups as coach of the Detroit Red Wings, Tommy came to the Black Hawks as General Manager in 1954. In his 30th year with the Chicago team he has helped bring them from virtual obscurity to one of the most respected franchises in the NHL. He managed the team to a Stanley Cup in 1961 and has seen the Hawks go to the finals in 1962, 65, 71, and 73.

One of Tommy's proudest accomplishments is the growth of college hockey in the United States. He was one of the first NHL executives to see the potential of college hockey and has long been one of the biggest boosters of that phase of the sport.

In 1974, Tommy was elected to the Hockey Hall of Fame and four years ago was named Director of the U.S. Hockey Hall of Fame. He was awarded the Lester Patrick Trophy in 1975 for his contributions to hockey in the United States. He is also on the selection committee of the Hall of Fame in Toronto.

As Chairman of the organizing committee for the 1978-79 Olympic Hockey Festival, Tommy and his committee were instrumental in bringing more than 90 U.S. players together for coach Herb Brooks and his staff to select a team that went on to win the Gold Medal at the 1980 Winter Olympics in Lake Placid. Tommy was also named honorary General Manager of Team U.S.A. in the recent Canada Cup Tournament.

After a quarter century as Black Hawk General Manager, Tommy has served as Vice President and Alternate Governor for the team during the past six years.



ROBERT J. PULFORD

General Manager

Respected as one of the brightest General Managers in the National Hockey League, Bob Pulford has proven that he takes a back seat to no one when it comes to putting a competitive hockey club on the ice.

In two of the last three seasons, Pulford has seen his club reach the semi-finals in Stanley Cup competition.

Pulford served as the coach of the Los Angeles Kings for five years before joining the Black Hawk organization. Here, he served as coach and general manager for two seasons and parts of a third before bringing in Orval Tessier as head coach to start the 1982-83 season. Currently, Pulford devotes all of his time to his duties as General Manager.

Pulford is responsible for putting together the young talent that comprises the current Black Hawk roster. Through the many hours of work and dedication, Bob is striving to reach the ultimate goal of bringing Chicago its first Stanley Cup since 1961.

Pulford was named "Coach of the Year" with the Los Angeles Kings in 1974-75 and the Hockey News bestowed that same honor on him with the Black Hawks in 1977-78.

"Pully" is usually a very quiet and reserved man whose dedication is unquestioned. He has not lost that competitive spirit he had as a player. He has done an excellent job in molding and rebuilding the Black Hawks and the future looks bright.

Bob, his wife, Roslyn, and their three children reside in the northern suburbs.

JACK DAVISON

Asst. General Manager



Davison has been with the Black Hawks organization for more than 20 years, many of them as a chief scout. Together with Bob Pulford, they give the Black Hawks one of the best 1-2 combinations in sports management today.

Jack oversees the team's scouting operation and one of his main responsibilities is to supervise the NHL draft each summer. He is well-respected in hockey circles and has an excellent eye for talent.

Jack makes his headquarters at his home in Toronto, but he also spends a fair amount of time in Chicago. He is in constant contact with Chicago and is as close as the nearest telephone when General Manager Bob Pulford needs his help.

In his distinguished career, Jack has played or coached at every level of amateur and professional hockey. His valuable experience at all levels is what has made him into one of the better judges of young talent.

Jack was an excellent athlete in his playing days as he had a tryout with the Braves' organization as a first baseman. He also swings a mean golf club and is one of the most renowned golfers in Canada. Seeking out young talent has taken up most of his time he formerly used for playing golf. However, his efforts have begun to manifest themselves with more young, talented hockey players coming into the Black Hawks organization.

Jack and his wife, Isobel, have three children.



ORVAL TESSIER

Coach

For Orval Tessier, last season was one of the most difficult, yet educational, seasons he's had in his coaching career. Struck by an inordinate amount of injuries, Tessier shuffled his lines and got the maximum use out of his available athletes.

Tessier was named head coach of the Black Hawks on June 16, 1982 after a distinguished coaching career in the Canadian Major Hockey League and the American Hockey League. In his first season as a professional coach, Tessier took New Brunswick to the AHL championship and then to the Calder Cup Title in the playoffs. He also won the Memorial Cup while coaching at Cornwall and took his teams at Kitchener and Chicoutimi to the Memorial Cup finals. During his tenure at Cornwall, Tessier compiled a winning percentage of better than .600.

In his first NHL season, Tessier led the Black Hawks to a record of 47-23-10 for 104 standing points and a Norris Division Title. It was the best season for a Black Hawk team since 1973-74 when they finished with 105 points. The Black Hawks also advanced to the Campbell Conference Finals before losing to Edmonton. Orval's coaching success in 1982-83 won him the Jack Adams Award as the NHL "Coach of the Year".

Last season was a difficult one for both the players and coaches. Faced with having to use a Black Hawk team record of 36 different players due to injuries, Tessier used every line combination imaginable in leading the Hawks to a playoff berth. His team showed both pride and character in the playoffs as they took Minnesota to the limit before losing in five games. Having seen both extremes in his two seasons as a coach in the NHL, Tessier has shown his flexibility in being able to adjust to any situation that may present itself.

Orval and his wife, Charlotte, have four children: Adele McCloud, Andre, Michael, and Julie. They also have two grandchildren: Christopher and Melissa.

The Tessier's spend the off season back at their home in Cornwall, Ontario.

ROGER NEILSON

Assistant Coach



Bringing a most distinguished coaching career to Chicago, Roger Neilson joins the Black Hawks as assistant coach to Orval Tessier for the 1984-85 season. Neilson is a student of the game and is always looking for the seemingly trivial things that may give his team the edge.

After playing minor hockey in Toronto, Neilson joined the coaching ranks with Peterborough of the OHA. In ten seasons there, Neilson won one league title and his team never finished below third place.

Neilson joined the pro coaching ranks in 1976 when he coached the Dallas Black Hawks in the Central Hockey League. The next season, he took over the reigns as head coach of the Toronto Maple Leafs.

After two seasons in Toronto, Neilson joined the Buffalo Sabres as the assistant coach to Scotty Bowman in 1979. He was promoted to head coach at the start of the 1980-81 season. Roger then joined Vancouver in June of 1981 as the assistant to Harry Neale and eventually became the head coach of the Vancouver Canucks. Black Hawks fans will remember Neilson as he coached his Canucks to a semi-final victory over the Black Hawks in 1982 and took his team to the Stanley Cup Finals against the Islanders.

Last season, Neilson began the year as head coach of the Vancouver Canucks and later took over the reigns of the Los Angeles Kings who finished strong under his direction.

Neilson is single and splits his off season time between his hockey school in Port Hope, Ontario, and his cabin on a lake near Peterborough.



BLACK HAWKS, KOROLL MOVE TO MILWAUKEE

The Chicago Black Hawks have moved their minor league affiliation to Milwaukee of the International Hockey League for the 1984-85 season. Also making the move to Milwaukee is former Black Hawk assistant coach Cliff Koroll who will take over the reins as head coach of the Milwaukee Admirals.

A Denver University graduate, Koroll joined the Black Hawks in the 1969-70 season and played a major role when the Black Hawks went on to win the Prince of Wales Trophy as the top team in the NHL after finishing last the year before. Cliff did a lot of things that went unnoticed as he was an excellent two way player who patrolled his wing while also adding some scoring punch.

During his playing career, Koroll scored 208 goals for the Black Hawks which ranks eighth among the all-time Hawk goal scorers. He also accounted for 462 points which ranks him tenth among all-time Black Hawk point getters.

Following his retirement, Koroll served as assistant coach of the Black Hawks for four seasons. He worked with Keith Magnuson and Bob Pulford the first two years and for Orval Tessier the last two seasons.

A dedicated individual, Koroll has always done whatever was necessary to benefit the Black Hawk organization. The head coaching position at Milwaukee represents a new challenge for Koroll and he will approach it with the same vigor he has given to the Chicago organization over the past 15 years.

Cliff and his wife, Lynnae, have three children: Jason, C.J., and Amanda. The Korolls reside in the northwest suburbs.

CHARLES "SKIP" THAYER

Trainer



Thayer begins his sixteenth season with the Black Hawks having joined the organization in 1969. After having suffered injuries while playing both football and hockey, Thayer made up his mind to pursue training more vigorously.

"Skip" has a very impressive background having attended the University of Maine. While still in college, he began to get practical experience as a student trainer at Colby College. Upon graduation, Thayer went on to work in athletic therapy at Indiana University, where he also received his Masters Degree.

Thayer worked as the head trainer at Nicholls College in Massachusetts for a couple of years before coming to Chicago in 1969. Since joining the NHL, Skip has made his mark both on and off the ice having been one of the initial organizers of the National Hockey League Trainers' Association. He is constantly looking at changes in equipment and training techniques to better benefit the athlete.

Skip, his wife Pat, and their son Matthew reside in the western suburbs.

LOU VARGA

Trainer



Varga came to the Black Hawks in 1969 and is now entering his sixteenth season. After playing semi-pro hockey in Windsor, Ontario and realizing his skills would not take him any farther, Lou opted for the training staff.

Varga got his start as a stickboy in the early '60's for the Black Hawk farm team in Buffalo. Lou eventually became the trainer for the St. Louis Braves of the CHL in 1964, moved with the club to Dallas in 1967, and came to Chicago in 1969.

Lou has also had some experience in football having done some work for the St. Louis Cardinals. In fact, Varga had an opportunity to work for the Atlanta Falcons of the NFL in the late '60's, but decided to stay in hockey.

Lou, his wife Helen, and their son John reside in the western suburbs.

MURRAY BANNERMAN

GOALTENDER

Shoots Left 5'11" 185 lbs.

Born: St. Francis, Ontario

April 27, 1957



Bannerman clearly took over the role as the Black Hawks number one goaltender last season as he played in 56 of the 80 regular season games and all five playoff contests. Murray posted a 23-29-4 regular season record with a 3.38 goals against average which ranked 9th in the National Hockey League. He had a record of 2-3 in the playoff series against Minnesota with a goals against average of 3.40 and was clearly a dominant force in the Black Hawks near upset of the North Stars.

Entering his fifth season with the Black Hawks, Bannerman was acquired by Chicago from Vancouver on November 4, 1977 in a deal that sent center Pit Martin to the Canucks. Murray played two seasons for the Black Hawks farm team in New Brunswick before joining the parent club for the 1980-81 season.

The Black Hawks brought Bannerman along slowly working him into the lineup more and more as the seasons progressed. After playing in only 19 games his first season, he played 29 games his second year, 41 games his third season, and a career high of 56 games and 3335 minutes last year. Murray responded to the increased work load by gaining his second consecutive start for the Campbell Conference in the All-Star Game, posting a save percentage of .887 which ranked seventh in the league, and recording two shutouts which tied him for third in the NHL.

During the season, Murray, his wife Liz, and their son Dana reside in the western suburbs.

30 Murray Bannerman

Season	Club	Lea	Regular Schedule					Playoffs				
			GP	MINS	GA	SO	GAPG	GP	MINS	GA	SO	GAPG
1977-78	Ft. Wayne	IHL	44	2345	133	1	3.28	6	335	26	0	4.66
1977-78	Vancouver	NHL	1	20	0	0	0.00	—	—	—	—	—
1978-79	New Brunswick	AHL	47	2557	151	0	3.54	3	122	10	0	4.92
1979-80	New Brunswick	AHL	61	3361	186	3	3.52	17	1079	51	0	2.92
1980-81	Chicago	NHL	15	865	62	0	4.30	—	—	—	—	—
1981-82	Chicago	NHL	29	1671	116	1	4.17	10	555	35	0	3.78
1982-83	Chicago	NHL	41	2460	127	4	3.10	8	480	32	0	4.00
1983-84	Chicago	NHL	56	3335	188	2	3.38	5	300	17	0	3.40
NHL Totals			141	8331	493	7	3.55	23	1335	84	0	3.76

KEITH BROWN

DEFENSEMAN

Shoots Right 6'1" 191 lbs.

Born: Cornerbrook, Newfoundland

May 6, 1960



"Brownie" will be entering his fifth season as a member of the Black Hawks. A product of the Portland Winter Hawks of the Western Hockey League, Keith was a number one draft choice of the Black Hawks in the 1979 entry draft. After having had two excellent seasons with Portland, he was invited to the Black Hawks training camp prior to the 1979-80 season and made the big club at the age of 19.

After having had his two previous seasons cut short due to injury, Brown came back strong last year as he played in 74 games scoring 10 goals, including three power play goals, while adding 25 assists. His 35 points were the second highest point total in his NHL career to date. Brown also played in the five Black Hawk playoff games and recorded one assist.

One of the strongest players on the team, Brown is a very versatile defenseman who can throw a solid body check as well as being very adept at carrying the puck while leading an offensive rush. He was the third highest scoring defenseman on the Black Hawks last season. His dedication, drive, and desire continue to make him one of the bright spots in the Black Hawks lineup.

In the off season, Keith can be found out on the golf course or on the softball diamond, two other sports in which he enjoys to participate. Last summer was a very special one for Keith as he was married to the former Debbie Perkins.

4 Keith Brown

Season	Club	Lea	Regular Schedule					Playoffs				
			GP	G	A	TP	PIM	GP	G	A	TP	PIM
1976-77	Portland	WHL	2	0	0	0	0	—	—	—	—	—
1977-78	Portland	WHL	72	11	53	64	51	—	—	—	—	—
1978-79	Portland	WHL	70	11	85	96	75	—	—	—	—	—
1979-80	Chicago	NHL	76	2	18	20	27	6	0	0	0	4
1980-81	Chicago	NHL	80	9	34	43	80	3	0	2	2	2
1981-82	Chicago	NHL	33	4	20	24	26	4	0	2	2	5
1982-83	Chicago	NHL	50	4	27	31	20	7	0	0	0	11
1983-84	Chicago	NHL	74	10	25	35	94	5	0	1	1	10
NHL Totals			313	29	124	153	247	25	0	5	5	32

DAVE FEAMSTER

DEFENSEMAN

Shoots Left 5'11" 180 lbs.

Born: Detroit, Michigan

September 10, 1958



Feamster will be entering his fourth season in a Chicago Black Hawk uniform. Born in Detroit, "Feamer" is part of a trend that finds more American born players joining the ranks of the NHL. Dave came to the Black Hawks as a sixth round draft choice in 1978 out of Colorado College where he achieved All-American status.

After playing 1-1/2 years for the Black Hawk farm teams at Dallas and New Brunswick, Dave got his first taste of NHL action in the latter part of the 1981-82 season and has been a mainstay ever since.

A dislocated shoulder early in the exhibition season forced Dave to miss the first month of last season. When he returned to the lineup, he found himself playing the left wing position due to the many injuries that had beset the club. Feamster played in 46 games and scored six goals, which tied his career high, while adding seven assists. He played in all five of the Black Hawk playoff contests and had one assist.

Late last season, Feamster was paired with Jack O'Callahan on defense and they seemed to work very well together. It is possible that the two back liners may be just what the doctor ordered for this season.

3 Dave Feamster

Season	Club	Lea	Regular Schedule					Playoffs				
			GP	G	A	TP	PIM	GP	G	A	TP	PIM
1976-77	Colorado Col.	WCHA	37	9	28	37	96	—	—	—	—	—
1977-78	Colorado Col.	WCHA	39	8	34	42	92	—	—	—	—	—
1978-79	Colorado Col.	WCHA	31	10	37	47	78	—	—	—	—	—
1979-80	Colorado Col.	WCHA	37	17	33	50	135	—	—	—	—	—
1980-81	Dallas	CHL	77	12	33	45	117	6	2	3	5	23
1981-82	New Brunswick	AHL	42	6	30	36	69	—	—	—	—	—
1981-82	Chicago	NHL	29	0	2	2	29	15	2	4	6	53
1982-83	Chicago	NHL	78	6	12	18	69	13	1	0	1	4
1983-84	Chicago	NHL	46	6	7	13	42	5	0	1	1	4
NHL Totals			153	12	21	33	140	33	3	5	8	61

CURT FRASER

LEFT WING

Shoots Left 6'0" 200 lbs.

Born: Cincinnati, Ohio

January 12, 1958



Fraser was one of the main victims during an injury marred season for the Chicago Black Hawks last year. A strong, durable player who had missed only 14 games during his first five NHL seasons, Fraser missed a total of 51 games last year.

Curt came to the Black Hawks from Vancouver on January 6, 1983 in a deal that sent Tony Tanti to the Canucks. He was originally a second round draft choice of the Canucks in 1978. His presence on the left wing gives the Black Hawks some muscle as well as scoring punch from the left side.

Fraser was born in Cincinnati, Ohio, but moved to Winnipeg and then to North Vancouver at an early age. It was upon moving northward that he began to get involved in hockey.

Fraser's best NHL season was in 1981-82 for Vancouver when he scored 28 goals and added 39 assists for 67 points. He also led the Canucks in power play goals that year with 11. Last season was cut short due to a knee injury early in the year. However, in 29 games, Fraser scored five goals and added 12 assists for 17 points. His five goals put him over the century mark as he has now scored 103 goals in his NHL career.

Fraser returns to his home in North Vancouver in the off season where he enjoys boating and other outdoor activities.

8 Curt Fraser

Season	Club	Lea	Regular Schedule					Playoffs				
			GP	G	A	TP	PIM	GP	G	A	TP	PIM
1976-77	Victoria	WHL	60	34	41	75	82	4	4	2	6	4
1977-78	Victoria	WHL	66	48	44	92	256	13	10	7	17	28
1978-79	Vancouver	NHL	78	16	19	35	116	3	0	2	2	6
1979-80	Vancouver	NHL	78	17	25	42	143	4	0	0	0	2
1980-81	Vancouver	NHL	77	25	24	49	118	3	1	0	1	2
1981-82	Vancouver	NHL	79	28	39	67	175	17	3	7	10	98
1982-83	Vancouver	NHL	36	6	7	13	99	—	—	—	—	—
1982-83	Chicago	NHL	38	6	13	19	77	13	4	4	8	18
1983-84	Chicago	NHL	29	5	12	17	26	5	0	0	0	14
NHL Totals			415	103	139	242	754	45	8	13	21	140

BILL GARDNER

CENTER / LEFT WING

Shoots Left 5'10" 177 lbs.

Born: Toronto, Ontario

March 19, 1960



If there was a "Mr. Versatility" on the Black Hawks last season, it would have to have been Bill Gardner. Called upon to play center, left wing, to kill penalties, and to be on the power play unit, Gardner did it all while putting together his best season in the National Hockey League.

This year will mark Gardner's fourth season with the Black Hawks. He was a third round pick of the Hawks in the 1979 entry draft. After playing three seasons for the Peterborough Petes, Gardner was sent to the Black Hawks farm club in New Brunswick of the AHL for the 1980-81 season. He played his first NHL game later that year, but became a permanent part of the Chicago Black Hawks in the 1981-82 season.

Last season, Gardner played in 79 games and set new personal career highs when he scored 27 goals and amassed 48 points to finish fourth among the Black Hawk leading scorers. He led the Hawks in shorthanded goals with three and was tied for third on the team with three game winning goals. Gardner's four game tying goals tied him for the lead in the NHL with Peter Stastny of Quebec. Billy played in all five Black Hawk playoff games and had one assist. Gardner's versatility and competitive spirit make him the envy of a lot of NHL clubs.

Bill and his wife, Kathy, make their home in the western suburbs.

14 Bill Gardner

Season	Club	Lea	Regular Schedule					Playoffs				
			GP	G	A	TP	PIM	GP	G	A	TP	PIM
1976-77	Peterbrgh.	OMJHL	1	0	0	0	0	-	-	-	-	-
1977-78	Peterbrgh.	OMJHL	65	23	32	55	10	-	-	-	-	-
1978-79	Peterbrgh.	OMJHL	68	33	71	104	19	-	-	-	-	-
1979-80	Peterbrgh.	OMJHL	59	43	63	106	17	-	-	-	-	-
1980-81	Chicago	NHL	1	0	0	0	0	-	-	-	-	-
1980-81	New Brunswick	AHL	48	19	29	48	12	13	5	10	15	0
1981-82	Chicago	NHL	69	8	15	23	20	15	1	4	5	6
1982-83	Chicago	NHL	77	15	25	40	12	13	1	0	1	9
1983-84	Chicago	NHL	79	27	21	48	12	5	0	1	1	0
NHL Totals			226	50	61	111	44	33	2	5	7	15

JEFF LARMER

RIGHT WING

Shoots Left 5'10" 179 lbs.

Born: Peterborough, Ontario

October 10, 1962



Jeff, the brother of Black Hawks Steve Larmer, was acquired by the Black Hawks from New Jersey on January 12, 1984 in a deal that sent Tim Higgins to the Devils. Larmer was originally a seventh round draft choice of the Colorado Rockies in 1981.

Larmer played his junior hockey for the Kitchener Rangers of the Ontario Hockey League. Teaming with Brian Bellows, who is now with the Minnesota North Stars, Larmer showed the ability to put the puck in the net as he scored 105 goals in 117 games during his last two years of junior hockey. He was named to the second team All-Stars in 1982 when Kitchener captured the Memorial Cup.

After starting the 1982-83 season at Wichita of the CHL, Jeff was called upon to play for the Devils. All he did was score 21 goals and add 24 assists for 45 points in 65 games. His performance won him the club rookie of the year honor.

Last season, Jeff played in 40 games for the Devils and had six goals and 13 assists for 19 points. Larmer came over to Chicago and played 36 games scoring nine goals while adding 13 assists for 22 points. He also played in five playoff games and scored one power goal.

Jeff and his wife Terri make their home in the western suburbs.

10 Jeff Larmer

Season	Club	Lea	Regular Schedule					Playoffs				
			GP	G	A	TP	PIM	GP	G	A	TP	PIM
1979-80	Kitchener	OHL	61	19	27	46	80	—	—	—	—	—
1980-81	Kitchener	OHL	68	54	54	108	103	—	—	—	—	—
1981-82	Kitchener	OHL	49	51	44	95	95	—	—	—	—	—
1981-82	Colorado	NHL	8	1	1	1	8	—	—	—	—	—
1982-83	Wichita	CHL	10	6	5	11	2	—	—	—	—	—
1982-83	New Jersey	NHL	65	21	24	45	21	—	—	—	—	—
1983-84	New Jersey	NHL	40	6	13	19	8	—	—	—	—	—
1983-84	Chicago	NHL	36	9	13	22	20	5	1	0	1	2
NHL Totals			149	37	51	88	57	5	1	0	1	2

STEVE LARMER

RIGHT WING

Shoots Left 5'10" 189 lbs.

Born: Peterborough, Ontario

June 16, 1961



Larmer defied the sophomore jinx last season as he followed his "Rookie of the Year" performance with another outstanding season in 1983-84. His totals of 35 goals and 75 points ranked second on the club while his 13 power play goals lead the team.

Steve came to the Black Hawks as a sixth round pick in the 1980 NHL entry draft. He played in four NHL games in the 1980-81 season and three more in 1981-82. After having an outstanding season at New Brunswick of the AHL in 1981-82, Larmer made the big club for the start of the 1982-83 season. It proved to be a wise decision for the Black Hawks as Steve lead all rookies in scoring with 90 points on 43 goals and 47 assists. His 43 goals set a club record for most goals in a season by a right winger.

For the second consecutive season, Larmer played in all 80 games for the Black Hawks and was one of only two players to do so last season. Larmer had eight multiple goal games, 20 multiple point games, and tied for third on the team with three game winning goals. He continued to score in the playoffs as he had two goals and two assists in five playoff games. Coming into the 1984-85 season, Larmer needs 22 goals to reach the 100 mark, 12 assists to reach the century mark, and 34 points to reach the 200 plateau.

Steve and his wife, Rose, make their home in the western suburbs during the season.

28 Steve Larmer

Season	Club	Lea	Regular Schedule					Playoffs				
			GP	G	A	TP	PIM	GP	G	A	TP	PIM
1980-81	Niagara Falls	OHL	61	55	78	133	73	—	—	—	—	—
1980-81	Chicago	NHL	4	0	1	1	0	—	—	—	—	—
1981-82	New Brunswick	AHL	74	38	44	82	46	—	—	—	—	—
1981-82	Chicago	NHL	3	0	0	0	0	—	—	—	—	—
1982-83	Chicago	NHL	80	43	47	90	28	11	5	7	12	8
1983-84	Chicago	NHL	80	35	40	75	34	5	2	2	4	7
NHL Totals			167	78	88	166	62	16	7	9	16	15

STEVE LUDZIK

CENTER

Shoots Left 5'11" 186 lbs.

Born: Toronto, Ontario

April 3, 1962



Steve was one of only two Black Hawks to play in all 80 regular season games last year. A versatile player, Ludzik was called upon to fill in at both center and wing last season due to the rash of injuries that depleted the Black Hawk forces.

This will be Steve's third season in a Black Hawk uniform. He came to Chicago as a third round draft choice in 1980 in a draft year that also brought Denis Savard, Troy Murray, and Steve Larmer to the Black Hawks.

Ludzik saw his first action in the NHL in the 1981-82 season when he was called up for eight games and scored two goals while adding one assist. After having a good season at New Brunswick that same year, he came to training camp and made the Black Hawk squad for the 1982-83 season.

Ludzik enjoyed his best season ever in the NHL last year when he scored 9 goals and added 20 assists for 29 points, all career highs. He also played in four of the five playoff games and had one assist.

During the off season, Steve enjoys fishing and playing softball near his home town of Toronto.

29 Steve Ludzik

Season	Club	Lea	Regular Schedule					Playoffs				
			GP	G	A	TP	PIM	GP	G	A	TP	PIM
1977-78	Markham	OPJHL	34	15	24	39	20	—	—	—	—	—
1978-79	Niagara Falls	OMJHL	68	32	65	97	138	—	—	—	—	—
1979-80	Niagara Falls	OHA	67	43	76	119	102	10	6	6	12	16
1980-81	Niagara Falls	OHA	58	50	92	142	108	12	5	9	14	40
1981-82	Chicago	NHL	8	2	1	3	2	—	—	—	—	—
1981-82	New Brunswick	AHL	75	21	41	62	142	15	3	7	10	6
1982-83	Chicago	NHL	66	6	19	25	63	13	3	5	8	20
1983-84	Chicago	NHL	80	9	20	29	73	4	0	1	1	9
NHL Totals			154	17	40	47	138	17	3	6	9	29

TOM LYSIAK

CENTER

Shoots Left 6'1" 204 lbs.

Born: High Prairie, Alberta

April 22, 1953



Despite missing 26 games due to injuries and a suspension, Tommy again turned in a splendid performance last season. During his eleven year NHL career, Lysiak has played in 794 regular season games and has a career total of 776 points, an average of almost one point per game. In 58 career playoff games, Lysiak has 19 goals and 29 assists for 48 points.

Lysiak is one of the premier scorers and play makers in the NHL and he proved that again last year. Lysiak totaled 17 goals and 30 assists for 47 points to rank fifth on the club. Of his 17 goals, five were on the power play, one was shorthanded, two were game winners, and one was a game tying goal. His 30 assists gave him another career milestone as he eclipsed the 500 career mark with 502. Lysiak needs 26 goals to reach the 300 career mark and 24 points to reach the 800 point plateau. Tommy added one goal and one assist last year in five playoff games.

Beginning his sixth full season in Chicago, Lysiak came to the Black Hawks from the Atlanta Flames on March 13, 1979 in an eight player deal. He now ranks 18th on the Black Hawks all-time goal scoring list with 119, 19th among the Black Hawks all-time assist leaders with 226, and 19th among the Black Hawks all-time point leaders with 345.

In the off season, Tommy and his wife Melinda enjoy spending time on their Georgia farm. Tommy also likes to relax by doing some hunting and fishing during the summer months.

12 Tom Lysiak

Season	Club	Lea	Regular Schedule					Playoffs				
			GP	G	A	TP	PIM	GP	G	A	TP	PIM
1973-74	Atlanta	NHL	77	19	45	64	54	4	0	2	2	0
1974-75	Atlanta	NHL	77	25	52	77	73	—	—	—	—	—
1975-76	Atlanta	NHL	80	31	51	82	60	2	0	0	0	2
1976-77	Atlanta	NHL	79	30	51	81	52	3	1	3	4	8
1977-78	Atlanta	NHL	80	27	42	69	54	2	1	0	1	2
1978-79	Atlanta	NHL	52	23	35	58	36	—	—	—	—	—
1978-79	Chicago	NHL	14	0	10	10	14	4	0	0	0	2
1979-80	Chicago	NHL	77	26	43	69	22	7	4	4	8	0
1980-81	Chicago	NHL	72	21	55	76	20	3	0	3	3	0
1981-82	Chicago	NHL	71	32	50	82	84	15	6	9	15	13
1982-83	Chicago	NHL	61	23	38	61	29	13	6	7	13	8
1983-84	Chicago	NHL	54	17	30	47	35	5	1	1	2	2
NHL Totals			794	274	502	776	533	58	19	29	48	37

BOB MAC MILLAN

LEFT WING

Shoots Left 5'11" 185 lbs.

Born: Charlottetown, P.E.I.

September 3, 1952



MacMillan was acquired by the Black Hawks in an off season deal that sent right wing Rich Preston and defenseman Don Die-trich to the New Jersey Devils. Bob was originally the number two draft choice of the New York Rangers in 1972 and will be entering his tenth season in the NHL.

MacMillan was traded to St. Louis in 1975 and after 2-1/2 seasons there he was dealt to Atlanta in late 1977. While in Atlanta, MacMillan had his best NHL season in 1978-79 when he scored 37 goals and added 71 assists for 108 points which ranked fifth in league scoring. He also was the recipient of the 1979 Lady Byng Trophy as the NHL's most gentlemanly player.

Bob moved to Calgary as did the Flames for the 1980-81 season and was traded to Colorado on November 25, 1981. He again moved with his team, this time to New Jersey for the 1982-83 season. Bob played two seasons for the Devils before coming to Chicago.

Last season, MacMillan played in 71 games for New Jersey and scored 17 goals, including two power play and two game winning goals, while adding 23 assists for 40 points. Among his NHL milestones, MacMillan has scored over 200 goals, has assisted on more than 300 goals, and has surpassed the 500 point plateau in his career.

11 Bob Mac Millan

Season	Club	Lea	Regular Schedule					Playoffs				
			GP	G	A	TP	PIM	GP	G	A	TP	PIM
1970-71	St. Catherine	OHA	59	41	62	103	93	—	—	—	—	—
1971-72	St. Catherine	OHA	39	12	41	53	41	—	—	—	—	—
1972-73	Minnesota	WHA	75	13	27	40	48	5	0	3	3	0
1973-74	Minnesota	WHA	78	14	34	48	81	11	2	3	5	4
1974-75	NY Rangers	NHL	22	1	2	3	4	—	—	—	—	—
1974-75	Providence	AHL	46	18	29	47	58	6	3	2	5	17
1975-76	St. Louis	NHL	80	20	32	52	41	3	0	1	1	0
1976-77	St. Louis	NHL	80	19	39	58	11	4	0	1	1	0
1977-78	St. Louis	NHL	28	7	12	19	23	—	—	—	—	—
1977-78	Atlanta	NHL	52	31	21	52	26	2	0	2	2	0
1978-79	Atlanta	NHL	79	37	71	108	14	2	0	1	1	0
1979-80	Atlanta	NHL	77	22	39	61	10	4	0	0	0	9
1980-81	Calgary	NHL	77	28	35	63	47	16	8	6	14	7
1981-82	Calgary	NHL	23	4	7	11	14	—	—	—	—	—
1981-82	Colorado	NHL	57	18	32	50	27	—	—	—	—	—
1982-83	New Jersey	NHL	71	19	29	48	8	—	—	—	—	—
1983-84	New Jersey	NHL	71	17	23	40	23	—	—	—	—	—
NHL Totals			717	223	342	565	198	31	8	11	19	26

BOB MURRAY

DEFENSEMAN

Shoots Right 5'10" 186 lbs.

Born: Kingston, Ontario

November 26, 1954



Bob Murray returns for his tenth season with the Chicago Black Hawks. Since he came into the NHL back in the 1975-76 season, Murray has proven himself to be one of the premier two way defenseman in the league. He is an excellent point man on the power play and is very adept at carrying the puck out of his own end. He does a fine job of clearing the puck in front of his own net and taking the body of an onrushing attacker.

Murray came to the Black Hawks as a third round draft choice in 1974. He has proven to be a very durable player and has played in 70 or more games in seven of his nine NHL seasons with Chicago. Last year, he played in 78 games and scored 11 goals, including three power play goals, one shorthanded goal, and one game winning goal, while adding 37 assists. His 48 points ranked fourth on the club and second among scoring defensemen. Murray also was second among the Black Hawk playoff scorers with three goals and one assist for four points in five playoff games.

Murray achieved a couple of career milestones last season as his 37 assists put him over the 200 career assist mark (234) and his 48 points enabled him to crack the 300 point barrier (333). He needs just one goal to reach the 100 goal plateau in his NHL career.

Bob, his wife Pat, and their three children reside in the western suburbs.

6 Bob Murray

Season	Club	Lea	Regular Schedule					Playoffs				
			GP	G	A	TP	PIM	GP	G	A	TP	PIM
1971-72CornwallQJHL	82	14	49	63	88	—	—	—	—	—
1972-73CornwallQJHL	32	9	26	35	34	—	—	—	—	—
1973-74CornwallQJHL	63	23	76	99	88	—	—	—	—	—
1974-75DallasCHL	75	14	43	57	130	10	2	6	8	13
1975-76ChicagoNHL	64	1	2	3	44	—	—	—	—	—
1976-77ChicagoNHL	77	10	11	21	71	2	0	1	1	2
1977-78ChicagoNHL	70	14	17	31	41	4	1	4	5	2
1978-79ChicagoNHL	79	19	32	51	38	4	1	0	1	6
1979-80ChicagoNHL	74	16	34	50	60	7	2	5	7	6
1980-81ChicagoNHL	77	13	47	60	93	3	0	0	0	2
1981-82ChicagoNHL	45	8	22	30	48	15	1	6	7	16
1982-83ChicagoNHL	79	7	32	39	71	13	2	3	5	10
1983-84ChicagoNHL	78	11	37	48	78	5	3	1	4	6
NHL Totals			643	99	234	333	544	53	10	20	30	50

TROY MURRAY

CENTER

Shoots Right 6'1" 195 lbs.

Born: Calgary, Alberta

July 31, 1962



At the tender age of 22, Troy Murray continues to be one of the shining stars in the future of the Chicago Black Hawks. This will be Troy's third season with Chicago. He came to the Black Hawks as a third round pick in the 1980 draft out of North Dakota University. There, he led his team to the NCAA Championship in 1982 and captured the NCAA rookie of the year award with an outstanding season in 1981.

In the winter of 1981, Troy toured the United States and Canada with the Canadian junior team and played an instrumental role in leading Canada to their first world championship since the early '50's.

Murray saw his first NHL action during the 1981-82 season when he got into one regular season game and seven playoff games scoring one goal. Last season, despite an early season injury that sidelined him for 19 games, Murray put together the best season of his young career. Troy scored 15 goals, including one shorthanded goal and two game winning goals, while adding 15 assists for 30 points in 61 games. He also scored one goal in the playoffs, the game winner in the fourth game against the Minnesota North Stars.

Troy is single and makes his home in St. Albert, Alberta during the off season.

19 Troy Murray

Season	Club	Lea	Regular Schedule					Playoffs				
			GP	G	A	TP	PIM	GP	G	A	TP	PIM
1980-81	N. Dakota	WCHA	38	33	45	78	28	—	—	—	—	—
1981-82	N. Dakota	WCHA	26	13	17	30	62	—	—	—	—	—
1981-82	Chicago	NHL	1	0	0	0	0	7	1	0	1	5
1982-83	Chicago	NHL	54	8	8	16	27	2	0	0	0	0
1983-84	Chicago	NHL	61	15	15	30	45	5	1	0	1	7
NHL Totals			116	23	23	46	72	14	2	0	2	12

JACK O'CALLAHAN

DEFENSEMAN

Shoots Right 6'1" 189 lbs.

Born: Charleston, Mass.

July 24, 1957



After an impressive training camp last fall, O'Callahan made the big club and played his first full season in the NHL. Jack came to the Black Hawks in 1977 as a sixth round draft choice out of Boston University where he starred for three years. He decided to stay in school and eventually went on to play for the United States Olympic Team that captured the Gold Medal in the 1980 Winter Olympics.

Following his Olympic experience, Jack went to play for the Black Hawks farm club at New Brunswick for two seasons. He split the 1982-83 season between Springfield and Chicago before making the club full time last year.

Jack scored his first NHL goal last season on October 15 at Toronto. He went on to score four goals, including one game winner, while adding 13 assists in 70 games last season. He played in only two playoff games last year as an ankle injury forced him out of the lineup.

O'Callahan is an aggressive defenseman whose forte is taking the body and clearing out the front of the net. On occasion, Jack has shown the ability to handle the puck and move out of his own end.

During the off season, Jack and his wife, Stacy, return to their hometown of Charleston, Massachusetts. When the season is in progress, the O'Callahans make their home in the western suburbs.

5 Jack O'Callahan

Season	Club	Lea	Regular Schedule					Playoffs				
			GP	G	A	TP	PIM	GP	G	A	TP	PIM
1976-77	Boston U.	ECAC	31	1	23	24	90	—	—	—	—	—
1977-78	Boston U.	ECAC	31	8	47	55	61	—	—	—	—	—
1978-79	Boston U.	ECAC	29	6	16	22	72	—	—	—	—	—
1979-80	U.S. Olympics	Intl.	55	7	30	37	85	—	—	—	—	—
1980-81	New Brunswick	AHL	78	9	25	34	167	13	1	6	7	36
1981-82	New Brunswick	AHL	79	15	33	48	130	15	2	6	8	24
1982-83	Springfield	AHL	36	2	24	26	25	—	—	—	—	—
1982-83	Chicago	NHL	39	0	11	11	46	5	0	2	2	2
1983-84	Chicago	NHL	70	4	13	17	67	2	0	0	0	2
NHL Totals			109	4	24	28	113	7	0	2	2	4

RICK PATERSON

CENTER / RIGHT WING

Shoots Right 5'9" 187 lbs.

Born: Kingston, Ontario

February 10, 1958



Paterson returns for his fifth season with the Chicago Black Hawks after being selected in the third round of the 1978 entry draft. Since coming into the NHL, Rick has been a player who has understood his role and has been a vital asset in the Black Hawk lineup.

Paterson is a player who does not know the meaning of the word quit. Twice he fought back from the disappointment of being sent to the minors. His continued hard work and determination won him a permanent position in the NHL during the 1980-81 season.

Last season, Paterson played in 72 games for the Black Hawks and had seven goals and six assists for 13 points. However, his value was further exemplified by his outstanding work on the penalty killing unit. His ability to play both center and right wing also was a definite asset to the Black Hawks in an injury riddled season. Rick continued his fine work in the playoffs as he scored a shorthanded goal and added an assist in the five game series against Minnesota.

During the off season, Rick and his wife, Ann, split their time between going back to their home town in Ontario and staying in the Chicagoland area.

26 Rick Paterson

Season	Club	Lea	Regular Schedule				Playoffs					
			GP	G	A	TP	PIM	GP	G	A	TP	PIM
1978-79	New Brunswick	AHL	73	21	19	40	30	5	0	1	1	9
1978-79	Chicago	NHL	—	—	—	—	—	1	0	1	1	0
1979-80	New Brunswick	AHL	55	22	30	52	18	12	5	6	11	9
1979-80	Chicago	NHL	11	0	2	2	0	7	0	0	0	5
1980-81	New Brunswick	AHL	19	6	6	12	6	—	—	—	—	—
1980-81	Chicago	NHL	49	8	2	10	18	2	1	0	1	0
1981-82	Chicago	NHL	48	4	7	11	8	15	3	2	5	21
1982-83	Chicago	NHL	79	14	9	23	14	13	1	1	2	4
1983-84	Chicago	NHL	72	7	6	13	41	5	1	1	2	6
NHL Totals			259	33	26	59	81	43	6	5	11	36

DENIS SAVARD

CENTER

Shoots Right 5'10" 167 lbs.

Born: Pt. Gatineau, Quebec

February 4, 1961



For the third consecutive season, Savard lead the Black Hawks in scoring as his flashes of brilliance continued to amaze spectators as well as the opposition around the NHL. Since coming to the Black Hawks as a number one pick in the 1980 draft, Savard has proven himself to be a real "blue chipper".

Last season, Savard played in 75 games and scored 37 goals, a new career high, while adding 57 assists for 94 points. His 37 goals included five game winners to lead the club and 12 power play goals. His 94 points put him over the 400 point mark (409) which gives him an average of over 100 points per season. Denis also had a goal and three assists for four points in the five Black Hawk playoff contests. His 20 career playoff goals already rank him sixth among the all-time Black Hawks playoff goal scoring leaders.

After just four seasons in the NHL, Savard ranks 17th among Black Hawk all-time goal scorers with 132, 13th among the all-time Black Hawk assist leaders with 277, and 13th among the Black Hawk all-time point leaders with 409.

Savard is one of the best skaters and puck handlers in the NHL. The moves he is able to make seem, at times, to be humanly impossible. Although he may be one of the smaller players in the NHL, he has more than gained the respect of his NHL peers.

Still single, Savard spends his summers in Montreal while residing in the western suburbs during the course of the season.

18 Denis Savard

Season	Club	Lea	Regular Schedule					Playoffs				
			GP	G	A	TP	PIM	GP	G	A	TP	PIM
1977-78	Montreal	QJHL	72	37	79	116	22	—	—	—	—	—
1978-79	Montreal	QJHL	70	46	112	158	88	—	—	—	—	—
1979-80	Montreal	QJHL	72	63	118	181	93	—	—	—	—	—
1980-81	Chicago	NHL	76	28	47	75	47	3	0	0	0	0
1981-82	Chicago	NHL	80	32	87	119	82	15	11	7	18	52
1982-83	Chicago	NHL	78	35	86	121	99	13	8	9	17	22
1983-84	Chicago	NHL	75	37	57	94	71	5	1	3	4	9
NHL Totals			309	132	277	409	299	36	20	19	39	83

AL SECORD

LEFT WING

Shoots Left 6'1" 212 lbs.

Born: Sudbury, Ontario

March 3, 1958



"Big Al" will be entering his fifth season with the Black Hawks. A fierce competitor, Secord was forced out of the lineup for 66 games last year due to strained abdominal muscles. His desire and competitive spirit really came through when he returned to the lineup at the tail end of the season and then lead the Hawks in playoff scoring.

Secord was a number one draft choice of the Boston Bruins in 1978. After playing 2-1/2 seasons for the Bruins, he was acquired by the Black Hawks on December 19, 1980 in exchange for defenseman Mike O'Connell.

Since coming to Chicago, Secord has scored 115 goals, including seasons of 44 and 54 goals, respectively. His 54 goals in the 1982-83 season made him only the second player in Black Hawk history to score 50 or more goals in a season.

Last season, Secord played in 14 games and had four goals and four assists. Of his four goals, one was a power play goal and three were game winners. Reunited with Denis Savard and Steve Larmer, Secord went on to lead the Black Hawks in playoff scoring with three goals and four assists. In fact, that line had six goals and nine assists for 15 points in five playoff games.

Last year was a perfect example of what a player like Secord means to the Black Hawks. He has the drive and desire to win and his attitude is excellent. He gives the Black Hawks both muscle and scoring punch up front.

Al was recently engaged to Vicki Ryherd and they plan to be married in May.

20 Al Secord

Season	Club *	Lea	Regular Schedule					Playoffs				
			GP	G	A	TP	PIM	GP	G	A	TP	PIM
1978-79	Rochester	AHL	4	4	2	6	40	—	—	—	—	—
1978-79	Boston	NHL	71	16	7	23	125	4	0	0	0	4
1979-80	Boston	NHL	77	23	16	39	170	10	0	3	3	65
1980-81	Boston	NHL	18	0	3	3	42	—	—	—	—	—
1980-81	Chicago	NHL	41	13	9	22	145	3	4	0	4	14
1981-82	Chicago	NHL	80	44	31	75	303	15	2	5	7	61
1982-83	Chicago	NHL	80	54	32	86	180	12	4	7	11	66
1983-84	Chicago	NHL	14	4	4	8	77	5	3	4	7	28
NHL Totals			381	154	102	256	1042	49	13	19	32	238

WARREN SKORODENSKI

GOALTENDER

Shoots Left 6'1" 180 lbs.

Born: Winnipeg, Manitoba

March 22, 1960



Skorodenski was signed by the Chicago Black Hawks in August of 1979 as a free agent after having played two years for the Calgary Wranglers in the WHL.

Since joining the Black Hawks organization, Skorodenski has modeled a few uniforms. He spent most of his first season with the Flint Generals of the IHL in 1980-81 before moving on to New Brunswick in 1981-82 where he had his best season. That year, "Skoro" posted a 2.55 average and was the co-winner of the Holmes Memorial Trophy (Top AHL Goalie) with teammate Bob Janecyk.

Warren split the 1982-83 season between Springfield and Birmingham where he played in a total of 38 games and posted an average of 3.82. Last season, Skorodenski split the season between Sherbrooke and Springfield where he played in 33 games and had a 5.12 average.

Skorodenski has had only one game of NHL experience. That came during the 1981-82 season when he was called up from New Brunswick on January 25 and dropped a 6-5 decision to the Hartford Whalers. Since then, Skorodenski has worked extremely hard to get another shot at playing in the NHL.

1 Warren Skorodenski

Season	Club	Lea	Regular Schedule					Playoffs				
			GP	G	A	TP	PIM	GP	G	A	TP	PIM
1980-81	New Brunswick	AHL	2	124	9	0	4.35	-	-	-	-	-
1980-81	Flint	IHL	47	2602	189	2	4.36	-	-	-	-	-
1981-82	Chicago	NHL	1	60	5	0	5.00	-	-	-	-	-
1981-82	New Brunswick	AHL	28	1644	70	3	2.55	-	-	-	-	-
1982-83	Springfield	AHL	13	592	49	0	4.97	-	-	-	-	-
1982-83	Birmingham	CHL	25	1450	81	1	3.35	-	-	-	-	-
1983-84	Sherbrooke	AHL	19	1048	87	0	5.04	-	-	-	-	-
1983-84	Springfield	AHL	14	757	67	0	5.32	-	-	-	-	-
NHL Totals			1	60	5	0	5.00	-	-	-	-	-

DARRYL SUTTER

LEFT WING

Shoots Left 5'11" 176 lbs.

Born: Viking, Alberta

August 19, 1958



Last season, the Black Hawk captain showed the heart, desire, and guts it takes to play in the National Hockey League. In an injury plagued season for the Black Hawks, Sutter suffered a fractured cheekbone on January 2 in Minnesota and was back in the lineup just 18 games later. His dedication and determination both on and off the ice have made him a worthy captain and a valuable leader.

One of six brothers playing in the NHL, Darryl is entering his fifth full season with the Black Hawks. He was an eleventh round draft choice of Chicago in 1978. Sutter saw his first action in the NHL in the 1979-80 season and scored twice in eight games.

Last year, Darryl played in 59 games and scored 20 goals, including eight power play goals and four game winners, while adding 20 assists for 40 points. His 20 goals last season enabled him to surpass the 100 goal plateau and marked the fourth consecutive season he has scored 20 or more goals. Darryl's 40 points gave him exactly 200 in his NHL career. Sutter also played in five playoff games and had one goal and one assist.

During the summer months, the Sutters gather on their father's farm in Viking, Alberta where they enjoy fishing and hunting. When the season is in progress, the Sutters reside in the western suburbs.

27 Darryl Sutter

Season	Club	Lea	Regular Schedule					Playoffs				
			GP	G	A	TP	PIM	GP	G	A	TP	PIM
1978-79	New Brunswick	AHL	19	7	6	13	6	5	1	2	3	0
1979-80	New Brunswick	AHL	69	35	31	66	69	12	6	6	12	8
1979-80	Chicago	NHL	8	2	0	2	2	7	3	1	4	2
1980-81	Chicago	NHL	76	40	22	62	86	3	3	1	4	2
1981-82	Chicago	NHL	40	23	12	35	31	3	0	1	1	2
1982-83	Chicago	NHL	80	31	30	61	53	13	4	6	10	8
1983-84	Chicago	NHL	59	20	20	40	44	5	1	1	2	0
NHL Totals			263	116	84	200	216	31	11	10	21	14

BEHN WILSON

DEFENSEMAN

Shoots Left 6'3" 210 lbs.

Born: Toronto, Ontario
December 19, 1958



Last season, his first with the the Black Hawks, Wilson gave Chicago a defenseman with size who was able to clear out the front of the net. Behn was also used on left wing during the course of the season due to the injuries that depleted the Hawks at that position.

Behn came to the Black Hawks from Philadelphia on June 8, 1983 in a deal that sent defenseman Doug Crossman and a 1984 second round draft choice to the Flyers. Wilson was originally a first round draft choice (6th overall) of the Flyers in the 1978 amateur draft.

Last season, Wilson played in 59 games and scored 10 goals, including three power plays and one game winner, while adding 22 assists for 32 points. Behn needs just 23 assists this season to give him 200 in his NHL career. His best all-around season came in 1980-81 with the Flyers when he played in 77 games and had 16 goals and 47 assists for 63 points.

Behn was paired with Keith Brown last year on defense and the players' styles seemed to complement each other well. Behn is a defenseman, who, for the most part, stayed back while Brown was a bit more offensive in his style of play.

During the season, Behn and his wife, Patti, celebrated the birth of their first child, Beth. The Wilsons reside in the western suburbs during the season while spending their summers in the Pennsylvania area.

23 Behn Wilson

Season	Club	Lea	Regular Schedule				Playoffs					
			GP	G	A	TP	PIM	GP	G	A	TP	PIM
1975-76	Ottawa	OHA	63	5	16	21	131	12	3	2	5	46
1976-77	Ottawa	OHA	31	8	29	37	115	—	—	—	—	—
1976-77	Windsor	OHA	17	4	16	20	38	—	—	—	—	—
1976-77	Kalamazoo	IHL	13	2	7	9	40	—	—	—	—	—
1977-78	Kingston	OHA	52	18	58	76	186	2	1	3	4	21
1978-79	Philadelphia	NHL	80	13	36	49	197	5	1	0	1	8
1979-80	Philadelphia	NHL	61	9	25	34	212	19	4	9	13	66
1980-81	Philadelphia	NHL	77	16	47	63	237	12	2	10	12	36
1981-82	Philadelphia	NHL	59	13	23	36	135	4	1	4	5	10
1982-83	Philadelphia	NHL	62	8	24	32	92	3	0	1	1	2
1983-84	Chicago	NHL	59	10	22	32	143	4	0	0	0	4
NHL Totals			398	69	177	246	1016	47	8	24	32	126

DOUG WILSON

DEFENSEMAN

Shoots Left 6'1" 187 lbs.

Born: Ottawa, Ontario

July 5, 1957



One of the most outstanding defensemen in the National Hockey League and a former Norris Trophy winner, Wilson returns for his eighth season with the Black Hawks. Doug joined the Black Hawks for the 1977-78 season after being a number one draft choice in 1977.

Wilson is the type of defenseman every club would like to have. He not only is a stalwart on defense, but he can move the puck out of his own end and has one of the harder shots in the league. He is especially valuable playing the point on the power play where his low slapshot allows his teammates the opportunity to score on a deflection.

Last season, Wilson played in 66 games and scored 13 goals, including four power play goals, one shorthanded goal, and one game winner, while adding 45 assists for 58 points to rank third among the leading Black Hawk scorers. He holds the Black Hawk record for most assists by a defenseman in a season with 51 set in the 1982-83 season. He may have had a shot at breaking his own record, but a fractured skull forced him to miss the last month of the regular season. Wilson returned for the playoffs and recorded three assists in five games.

During the season, Doug and his wife, Kathy, celebrated the birth of their first child, Lacey Ann. The Wilsons make their home in the western suburbs.

24 Doug Wilson

Season	Club	Lea	Regular Schedule					Playoffs				
			GP	G	A	TP	PIM	GP	G	A	TP	PIM
1975-76	Ottawa	OHA	58	26	62	88	142	12	5	10	15	24
1976-77	Ottawa	OHA	43	25	54	79	85	19	4	20	24	34
1977-78	Chicago	NHL	77	14	20	34	72	4	0	0	0	0
1978-79	Chicago	NHL	56	5	21	26	37	—	—	—	—	—
1979-80	Chicago	NHL	73	12	49	61	70	7	2	8	10	6
1980-81	Chicago	NHL	76	12	39	51	80	3	0	2	2	2
1981-82	Chicago	NHL	76	39	46	85	54	15	3	10	13	32
1982-83	Chicago	NHL	74	18	51	69	58	13	4	11	15	12
1983-84	Chicago	NHL	66	13	45	58	64	5	0	3	3	0
NHL Totals			498	113	271	384	435	47	9	34	43	52

KEN YAREMCHUK

CENTER / RIGHT WING

Shoots Right 5'11" 187 lbs.

Born: Edmonton, Alberta

January 1, 1964



Yaremchuk saw his first NHL action last season when the Black Hawks decided to retain his services and forego his last year of junior eligibility. Kenny was the Black Hawks number one draft choice (7th overall) in 1982.

Yaremchuk played his junior hockey for the Portland Winter Hawks of the Western Hockey League. His statistics continued to improve during his three year stay. Kenny had 56 goals and 79 assists for 135 points in 1980-81, 58 goals and 99 assists for 157 points in the 1981-82 season, and 51 goals and 109 assists for 160 points in 1982-83. More importantly, Yaremchuk helped Portland capture the Memorial Cup in his final year.

Last season was his first in the National Hockey League and he found himself being used at both center and right wing. Kenny adjusted well to learning his new position at right wing after always having been a center. In 47 games with the Black Hawks, Yaremchuk scored six goals and added seven assists for 13 points.

Kenny showed signs last season of being able to ignite the crowd with his ability to speed down the ice and handle the puck. He continues to show a lot of potential, and, at the tender age of 20, has many years ahead of him in the NHL.

During the off season, Yaremchuk goes back to his home town of Edmonton, Alberta.

15 Ken Yaremchuk

Season	Club	Lea	Regular Schedule					Playoffs				
			GP	G	A	TP	PIM	GP	G	A	TP	PIM
1980-81	Portland	WHL	72	56	79	135	121	9	2	8	10	24
1981-82	Portland	WHL	72	58	99	157	181	15	10	21	31	12
1982-83	Portland	WHL	66	51	109	160	76	14	11	15	26	12
1983-84	Chicago	NHL	47	6	7	13	19	1	0	0	0	0
NHL Totals			47	6	7	13	19	1	0	0	0	0

JEROME DUPONT

DEFENSEMAN

Shoots Left 6'3" 201 lbs.

Born: Ottawa, Ontario

February 21, 1962



Jerome was the Black Hawks first round draft choice (15th overall) in 1980. Over the past three seasons, DuPont has split his time between the Hawks farm team in Springfield of the AHL and Chicago.

Last season, Jerome scored his first NHL goal against the Winnipeg Jets on March 14. He finished the season with two goals and two assists in 36 games.

25 Jerome DuPont

Season	Club	Lea	Regular Schedule					Playoffs				
			GP	G	A	TP	PIM	GP	G	A	TP	PIM
1978-79	Toronto Marl.	OMJHL	68	5	21	26	49	-	-	-	-	-
1979-80	Toronto Marl.	OMJHL	67	7	37	44	88	-	-	-	-	-
1980-81	Toronto Marl.	OHA	67	6	38	44	116	5	2	2	4	9
1981-82	Toronto Marl.	OHL	7	0	8	8	18	10	3	9	12	24
1981-82	Chicago	NHL	34	0	4	4	51	-	-	-	-	-
1982-83	Springfield	AHL	78	12	22	34	114	-	-	-	-	-
1982-83	Chicago	NHL	1	0	0	0	0	-	-	-	-	-
1983-84	Springfield	AHL	12	2	3	5	65	-	-	-	-	-
1983-84	Chicago	NHL	36	2	2	4	116	4	0	0	0	15
NHL Totals			71	2	6	8	167	4	0	0	0	15

TOM MC MURCHY

RIGHT WING

Shoots Left 5'10" 170 lbs.

Born: New Westminster, B.C.

December 2, 1963



Mc Murchy was the Black Hawks third round draft choice in 1982 from the Brandon Wheat Kings of the WHL. He finished the 1982-83 season at Springfield of the AHL and split last season between Springfield and Chicago.

Tom played 27 games with the Black Hawks last season and scored three goals while adding one assist. His first NHL goal came on January 7 against the New York Islanders. Although he is not very big, Mc Murchy is never hesitant to mix things up and he accumulated 42 penalty minutes with the Black Hawks last season.

7 Tom Mc Murchy

Season	Club	Lea	Regular Schedule					Playoffs				
			GP	G	A	TP	PIM	GP	G	A	TP	PIM
1980-81	Medicine Hat	WHL	14	5	0	5	46	-	-	-	-	-
1980-81	Brandon	WHL	46	20	33	53	101	5	2	2	4	4
1981-82	Brandon	WHL	68	59	63	122	179	4	7	3	10	4
1982-83	Brandon	WHL	42	43	38	81	48	-	-	-	-	-
1982-83	Springfield	AHL	8	2	2	4	0	-	-	-	-	-
1983-84	Springfield	AHL	43	16	14	30	54	4	4	0	4	0
1983-84	Chicago	NHL	27	3	1	4	42	-	-	-	-	-
NHL Totals			27	3	1	4	42	-	-	-	-	-

ED OLCZYK

RIGHT WING / CENTER

Shoots Left 6'1" 195 lbs.

Born: Chicago, Illinois

August 16, 1966



Olczyk was the Black Hawks number one draft choice in the NHL amateur draft last summer and third pick overall. A native Chicagoan, Olczyk was the youngest player selected to the U.S. Olympic Team in 1984 at the age of 16.

Ed played the 1981-82 season for the Illinois Midgets where he scored 74 goals while adding 95 assists for 169 points in 56 games. He continued his career with the Stratford Junior B Team in 1982-83 and compiled 50 goals and 92 assists for 142 points in 42 games. He then played for the U.S. Olympic Team last year and had 21 goals and 47 assists for 68 points in 62 games. He also was a member of Team U.S.A. in the recent Canada Cup Tournament.

16 Ed Olczyk

Season	Club	Lea	Regular Schedule					Playoffs				
			GP	G	A	TP	PIM	GP	G	A	TP	PIM
1981-82	Illinois Mid.		56	74	95	169	63	-	-	-	-	-
1982-83	Stratford	Jr. B	42	50	92	142	54	-	-	-	-	-
1983-84	Team USA	Olympics	62	21	47	68	36	-	-	-	-	-

WAYNE PRESLEY

RIGHT WING

Shoots Right 5'11" 172 lbs.

Born: Detroit, Michigan

March 23, 1965



Presley was the Black Hawks second round draft choice in the 1983 amateur draft. Born in Detroit, Michigan, Presley is among the increasing number of American born players coming into the NHL.

Presley has put together excellent back to back seasons for the Kitchener Rangers of the Ontario Hockey League. In 1982-83, "Elvis" had 87 points on 39 goals and 48 assists in 70 games. Last season in 70 games, Presley had 63 goals and 76 assists for 139 points and was one of the main reasons his club advanced in the Memorial Cup tournament.

Although not a giant in size, Presley has shown a tenacity for being in the right place at the right time as his scoring totals would indicate. He may be the answer to the scoring punch the Black Hawks are looking for from the right side.

17 Wayne Presley

Season	Club	Lea	Regular Schedule					Playoffs				
			GP	G	A	TP	PIM	GP	G	A	TP	PIM
1982-83	Kitchener	OHL	70	39	48	87	99	-	-	-	-	-
1983-84	Kitchener	OHL	70	63	76	139	156	-	-	-	-	-

DARRELL ANHOLT

DEFENSE

6'1" 230 lbs.

Shoots: Left
Born: Hardisty, Alberta
November 23, 1962

Season	Club	Lea	GP	G	A	TP	PIM
1979-80	Red Deer Rustlers	AJHL	50	2	14	16	147
1980-81	Calgary Wranglers	WHL	72	5	23	28	286
1981-82	Calgary Wranglers	WHL	64	10	29	39	294
1982-83	Springfield	AHL	80	2	18	20	109
1983-84	Springfield	AHL	80	13	21	34	142
1983-84	Chicago	NHL	1	0	0	0	0
NHL Totals			1	0	0	0	0

Black Hawks 3rd round pick in 1981 draft (54th overall).

RENE BADEAU

DEFENSE

6'0" 190 lbs.

Shoots: Left
Born: Trois-Rivieres, Que.
January 31, 1964

Season	Club	Lea	GP	G	A	TP	PIM
1981-82	Quebec-Remparts	QMJHL	49	5	18	23	232
1982-83	Trois-Rivieres	QMJHL	59	5	33	38	268
1982-83	Springfield	AHL	4	0	0	0	4
1983-84	Laval	QMJHL	64	13	40	53	279

Black Hawks 2nd round pick in 1982 draft (28th overall).

BRAD BECK

DEFENSE

5'11" 185 lbs.

Shoots: Right
Born: Vancouver, B.C.
February 10, 1964

Season	Club	Lea	GP	G	A	TP	PIM
1981-82	Penticton	BCJHL	52	13	32	45	116
1982-83	Michigan State U.	Big Ten	42	5	15	20	40
1983-84	Michigan State U.	Big Ten	42	2	7	9	67

Black Hawks 5th round pick in 1982 draft (91st overall).

MARC BERGEVIN

DEFENSE

5'11" 178 lbs.

Shoots: Right
Born: Montreal, Quebec
August 11, 1965

Season	Club	Lea	GP	G	A	TP	PIM
1982-83	Chicoutimi	QMJHL	64	3	27	30	113
1983-84	Chicoutimi	QMJHL	70	10	35	45	125
1983-84	Springfield	AHL	7	0	1	1	2

Black Hawks 3rd round pick in 1983 draft (59th overall).

SCOT BIRNIE

RIGHT WING

6'1" 190 lbs.

Shoots: Right
Born: Kingston, Ontario
May 1, 1965

Season	Club	Lea	GP	G	A	TP	PIM
1982-83	Cornwall	OHL	63	15	13	28	87
1983-84	Cornwall	OHL	5	2	1	3	12
1983-84	North Bay	OHL	59	10	24	34	108

Black Hawks 7th round pick in 1983 draft (139th overall).

STEVE BLYTH

DEFENSE

6'3" 200 lbs.

Season	Club	Lea	GP	G	A	TP	PIM
1982-83	Springfield	AHL	73	2	12	14	152
1983-84	Springfield	AHL	77	4	20	24	112

Shoots: Left
 Born: Calgary, Alberta
 July 16, 1960

RANDY BOYD

DEFENSEMAN

5'11" 192 lbs.

Season	Club	Lea	GP	G	A	TP	PIM
1979-80	Ottawa 67's	OMJHL	65	3	21	24	148
1980-81	Ottawa 67's	OHL	67	11	43	54	225
1981-82	Ottawa 67's	OHL	26	9	29	38	51
1981-82	Pittsburgh	NHL	23	0	2	2	49
1982-83	Baltimore	AHL	21	5	10	15	43
1982-83	Pittsburgh	NHL	56	4	14	18	71
1983-84	Baltimore	AHL	20	6	13	19	21
1983-84	Pittsburgh	NHL	5	0	1	1	6
1983-84	Chicago	NHL	23	0	4	4	16
1983-84	Springfield	AHL	27	2	11	13	48

NHL Totals 107 4 21 25 142

Shoots: Left
 Born: Coniston, Ontario
 January 23, 1962

BILL BROWN

CENTER

6'1" 170 lbs.

Season	Club	Lea	GP	G	A	TP	PIM
1983-84	Simley H.S.		22	36	29	65	22

Black Hawks 11th round pick in 1984 draft (216th overall).

Shoots: Right
 Born: Dayton, Ohio
 October 9, 1966

JIM CAMAZZOLA

LEFT WING

5'11" 190 lbs.

Season	Club	Lea	GP	G	A	TP	PIM
1982-83	Kamloops	WHL	66	57	58	115	54
1983-84	Kamloops	WHL	32	26	24	50	25
1983-84	Seattle	WHL	3	1	1	2	0
1983-84	Chicago	NHL	1	0	0	0	0

NHL Totals 0 0 0 0 0

Black Hawks 10th round pick in 1982 draft (196th overall).

Shoots: Left
 Born: Vancouver, B.C.
 January 5, 1964

BRUCE CASSIDY

DEFENSE

5'11" 176 lbs.

Season	Club	Lea	GP	G	A	TP	PIM
1982-83	Ottawa 67's	OHL	70	25	86	111	33
1983-84	Ottawa 67's	OHL	67	27	68	95	58
1983-84	Chicago	NHL	1	0	0	0	0

NHL TOTALS 1 0 0 0 0

Black Hawks 1st round pick in 1983 draft (18th overall.)

Shoots: Left
 Born: Ottawa, Ontario
 May 20, 1965

CHRIS CLIFFORD

GOALTENDER

5'9" 139 Lbs.

Shoots: Left

Born: Kingston, Ontario

May 26, 1966

Season	Club	Lea	GP	MIN	GA	SO	GAA
1983-84	Kingston	OHL	50	2808	229	2	4.89

Black Hawks 6th round pick in 1984 draft (111th overall).

RALPH DI FIORI

DEFENSE

6'1" 181 lbs.

Shoots: Left

Born: Montreal, Quebec

April 20, 1966

Season	Club	Lea	GP	G	A	TP	PIM
1983-84	Shawinigan	QMJHL	65	6	22	28	38

Black Hawks 9th round pick in 1984 draft (174th overall.)

TOM ERIKSSON

LEFT WING

5'11" 183 lbs.

Shoots: Left

Born: Umea, Sweden

May 3, 1966

Season	Club	Lea	GP	G	A	TP	PIM
1983-84	Modo Aik	SwdnDiv1					

Black Hawks 4th round pick in 1984 draft (66th overall).

DAN FRAWLEY

RIGHT WING

6'0" 170 lbs.

Shoots: Right

Born: Sturgeon Falls, Ontario

June 2, 1962

Season	Club	Lea	GP	G	A	TP	PIM
1979-80	Sudbury	OHL	63	21	26	47	67
1980-81	Cornwall	QMJHL	28	10	14	24	76
1981-82	Cornwall	OHL	64	27	50	77	239
1982-83	Springfield	AHL	80	30	27	57	107
1983-84	Springfield	AHL	69	22	34	56	137
1983-84	Chicago	NHL	3	0	0	0	0

NHL Totals 3 0 0 0 0

Black Hawks 10th round pick in 1980 draft (204th overall).

MARCEL FRERE

LEFT WING

6'0" 180 lbs.

Shoots: Left

Born: Trochu, Alberta

January 16, 1962

Season	Club	Lea	GP	G	A	TP	PIM
1978-79	Red Deer Rustlers	AJHL	58	6	2	8	77
1978-79	Billings	WHL	1	1	0	1	0
1979-80	Billings	WHL	72	22	29	51	126
1980-81	Billings	WHL	65	31	22	53	263
1981-82	Billings	WHL	67	22	43	65	249
1982-83	Springfield	AHL	80	10	12	22	69
1983-84	Springfield	AHL	1	0	0	0	10
1983-84	Peoria	IHL	34	5	10	15	97

Black Hawks 3rd round pick in 1980 draft (58th overall).

GLENN GREENOUGH

RIGHT WING

5'11" 198 lbs.

Season	Club	Lea	GP	G	A	TP	PIM
1983-84	Sudbury	OHL	67	26	43	69	33

Black Hawks 8th round pick in 1984 draft (153rd overall).

Shoots: Right

Born: Sudbury, Ontario

July 20, 1966

MARK HATCHER

DEFENSE

6'7" 232 lbs.

Season	Club	Lea	GP	G	A	TP	PIM
1980-81	Detroit Ceasars	Midget	64	4	21	25	0
1981-82	Niagara Falls	OHL	65	0	9	9	172
1982-83	North Bay	OHL	63	1	16	17	214
1983-84	North Bay	OHL	64	1	12	13	226

Black Hawks 6th round pick in 1982 draft (112th overall).

Shoots: Left

Born: Detroit, Michigan

September 15, 1964

TAREK HOWARD

DEFENSE

6'1" 185 lbs.

Season	Club	Lea	GP	G	A	TP	PIM
1982-83	Old Grizzly's Tier II	AJHL	54	18	34	52	229
1983-84	U. of North Dakota	WCHA	24	0	1	1	14

Black Hawks 4th round pick in 1983 draft (79th overall).

Shoots: Left

Born: Tucson, Arizona

February 6, 1965

MIKE JAMES

DEFENSE

6'2" 168 lbs.

Season	Club	Lea	GP	G	A	TP	PIM
1980-81	Georgetown	OPJHL	39	9	18	27	134
1981-82	Ottawa 67's	OHL	47	6	3	9	54
1982-83	Ottawa 67's	OHL	54	4	12	16	54
1983-84	Ottawa 67's	OHL	55	7	13	20	59

Black Hawks 11th round pick in 1982 draft (217th overall).

Shoots: Left

Born: Toronto, Ontario

January 31, 1964

MARK LA VARRE

RIGHT WING

5'11" 170 lbs.

Season	Club	Lea	GP	G	A	TP	PIM
1982-83	Stratford Jr. B		40	33	62	95	88
1983-84	North Bay	OHL	41	19	22	41	15

Black Hawks 6th round pick in 1983 draft (123 overall).

Shoots: Right

Born: Evanston, Illinois

February 21, 1965

TIMO LEHKONEN

GOALTENDER

5'11" 165 lbs.

Season	Club	Lea	GP	MIN	GA	SO	GAA
1983-84	Jokerit	Finland					unavailable

Black Hawks 5th round pick in 1984 draft (90th overall).

Shoots: Left

Born: Helsinki, Finland

January 8, 1966

BILL MC CREARY, JR.**LEFT WING****6'0" 200 lbs.****Shoots: Left
Born: Springfield, Mass.
April 15, 1960**

Season	Club	Lea	GP	G	A	TP	PIM
1978-79	Colgate U.	ECAC	24	19	25	44	70
1979-80	Colgate U.	ECAC	12	7	13	20	44
1980-81	Toronto	NHL	12	1	0	1	4
1980-81	New Brunswick	AHL	61	19	24	43	120
1981-82	Cincinnati	CHL	69	8	27	35	61
1982-83	Saginaw Gears	IHL	60	19	28	47	17
1982-83	Peoria	IHL	16	4	6	10	11
1982-83	St. Catherines	AHL	4	0	1	1	2
1983-84	Milwaukee	IHL	81	28	35	63	44
NHL Totals			12	1	0	1	4

ROBBIE MOORE**GOALTENDER****5'5" 155 lbs.****Shoots: Left
Born: Sarnia, Ontario
May 3, 1954**

Season	Club	Lea	GP	MIN	GA	SO	GAA
1972-73	U. of Michigan	WCHA	31	1820	176	0	5.74
1973-74	U. of Michigan	WCHA	36	2000	144	0	4.32
1974-75	U. of Michigan	WCHA	24	1400	94	0	3.97
1975-76	U. of Michigan	WCHA	37	2150	157	1	4.41
1976-77	U. of Western Ontario	OJAA	30	1800	110	0	3.70
1977-78	DID NOT PLAY						
1978-79	Maine	AHL	26	1489	84	1	3.38
1978-79	Philadelphia	NHL	5	237	7	2	1.77
1979-80	Maine	AHL	32	1829	107	1	3.51
1980-81	Maine	AHL	25	1431	92	1	3.86
1981-82	Nashville	CHL	39	2204	159	0	4.33
1982-83	Washington	NHL	1	20	1	0	3.03
1982-83	Hershey	AHL	35	1798	115	0	3.84
1983-84	Milwaukee	IHL	49	2789	195	0	4.20
NHL Totals			6	257	8	2	1.87

JAY NESS**DEFENSE****5'11" 180 lbs.****Shoots: Left
Born: Roseau, Minnesota
October 17, 1963**

Season	Club	Lea	GP	G	A	TP	PIM	
1981-82	Roseau H.S.		21	10	30	40	0	
1982-83	U. of North Dakota	WCHA	9	0	0	0	4	
1983-84	U. of North Dakota	WCHA	Injured					

Black Hawks 7th round pick in 1982 draft (133rd overall).

BRIAN NOONAN**CENTER****6'1" 180 lbs.****Shoots: Right
Born: Boston, Mass.
May 29, 1965**

Season	Club	Lea	GP	G	A	TP	PIM
1982-83	Archbshp. Williams H.S.	Cath.Cf.	21	26	17	43	—
1983-84	Archbshp. Williams H.S.	Cath.Cf.	17	14	23	37	—

Black Hawks 9th round pick in 1983 draft (186th overall).

JOHN OLLSON

CENTER

5'9" 170 lbs.

Shoots: Left

Born: Nepean, Ontario

July 31, 1963

Season	Club	Lea	GP	G	A	TP	PIM
1980-81	Ottawa 67's	OHL	31	6	6	12	12
1981-82	Ottawa 67's	OHL	67	36	42	78	49
1982-83	Ottawa 67's	OHL	68	46	76	122	41
1983-84	Springfield	AHL	75	29	43	72	51

DARREN PANG

GOALTENDER

5'5" 155 lbs.

Shoots: Left

Born: Medford, Ontario

February 17, 1964

Season	Club	Lea	GP	MIN	GA	SO	GAA
1982-83	Belleville	OHL	12	570	44	0	4.63
1982-83	Ottawa 67's	OHL	47	2729	166	1	3.65
1983-84	Ottawa 67's	OHL	43	2318	117	2	3.03

PHIL PATTERSON

RIGHT WING

5'9" 178 lbs.

Shoots: Right

Born: Kentville, Quebec

July 18, 1964

Season	Club	Lea	GP	G	A	TP	PIM
1979-80	Nepean Tier II	OPJHL	49	9	14	23	106
1980-81	Ottawa 67's	OMJHL	45	9	12	21	37
1981-82	Ottawa 67's	OHL	21	3	6	9	11
1982-83	Ottawa 67's	OHL	57	35	26	61	27
1983-84	Ottawa 67's	OHL	42	22	17	39	18

Black Hawks 9th round pick in 1982 draft (175th overall).

KENT PAYNTER

DEFENSE

6'0" 186 lbs.

Shoots: Left

Born: Summerside, P.E.I.

April 27, 1965

Season	Club	Lea	GP	G	A	TP	PIM
1982-83	Kitchener	OHL	65	4	11	15	97
1983-84	Kitchener	OHL	65	9	27	36	94

Black Hawks 8th round pick in 1983 draft (159th overall).

PERRY PELENSKY

RIGHT WING

6'1" 190 lbs.

Shoots: Right

Born: Edmonton, Alberta

March 20, 1962

Season	Club	Lea	GP	G	A	TP	PIM
1979-80	Ft. Saskatchewan	SJHL	59	55	59	114	105
1980-81	Portland	WHL	65	35	32	67	124
1981-82	Portland	WHL	71	40	46	86	192
1982-83	Springfield	AHL	80	15	25	40	89
1983-84	Springfield	AHL	73	22	16	38	185
1983-84	Chicago	NHL	4	0	0	0	5

NHL Totals 4 0 0 0 5

Black Hawks 4th round pick in 1981 draft (75th overall).

STEVE PEPIN

CENTER

5'10" 173 lbs.

Shoots: Right
Born: Sherbrooke, Quebec
March 21, 1965

Season	Club	Lea	GP	G	A	TP	PIM
1982-83	St. Jean	QMJHL	69	51	61	112	83
1983-84	Drummondville	QMJHL	64	54	58	112	173

Black Hawks 11th round pick in 1983 draft (219th overall).

JOAKIM PERSSON

LEFT WING

5'8" 163 lbs.

Shoots: Left
Born: Gayle, Sweden
May 15, 1966

Season	Club	Lea	GP	G	A	TP	PIM
1983-84	Gayle	SwdnDivl					unavailable

Black Hawks 10th round pick in 1984 draft (194th overall).

JIM RALPH

GOALTENDER

5'11" 167 lbs.

Shoots: Left
Born: Sault Ste. Marie, Ontario
May 13, 1962

Season	Club	Lea	GP	MIN	GA	SO	GAA
1979-80	Ottawa 67's	OHL	45	2451	171	0	4.19
1980-81	Ottawa 67's	OHL	57	3266	202	2	3.71
1981-82	Ottawa 67's	OHL	53	3211	185	1	3.45
1982-83	Springfield	AHL	26	1498	105	0	4.21
1982-83	Colorado	CHL	5	300	16	0	3.60
1983-84	Springfield	AHL	8	479	42	0	5.26
1983-84	Baltimore	AHL	25	1455	87	0	3.59

Black Hawks 12th round pick in 1980 (162nd overall).

FLORENT ROBIDOUX

CENTER

6'2" 198 lbs.

Shoots: Left
Born: Cypress River, Manitoba
May 5, 1960

Season	Club	Lea	GP	G	A	TP	PIM
1977-78	New Westminster	WCHL	8	1	1	2	12
1978-79	Portland	WHL	70	36	41	77	73
1979-80	Portland	WHL	70	43	57	100	157
1980-81	Chicago	NHL	39	6	2	8	75
1980-81	New Brunswick	AHL	35	12	11	23	110
1981-82	Chicago	NHL	4	1	2	3	0
1981-82	New Brunswick	AHL	69	31	35	66	200
1982-83	INJURED						
1983-84	Springfield	AHL	68	26	22	48	123
1983-84	Chicago	NHL	9	0	0	0	0

NHL Totals 52 7 4 11 75

KEVIN ROBINSON

LEFT WING

5'11" 170 lbs.

Shoots: Left
Born: Toronto Ontario
January 24, 1964

Season	Club	Lea	GP	G	A	TP	PIM
1982-83	Toronto Marl	OHL	70	35	40	75	85
1983-84	Toronto Marl	OHL	65	40	45	85	55

Black Hawks 5th round pick in 1983 draft (99th overall).

DARIN SCEVIOUR

RIGHT WING

5'10" 185 lbs.

Shoots: Right

Born: Lacombe, Alberta

November 30, 1965

Season	Club	Lea	GP	G	A	TP	PIM
1983-84	Lethbridge	WHL	71	37	28	65	28

Black Hawks 5th round pick in 1984 draft (101st overall).

BRIAN SHAW

RIGHT WING

6'0" 180 lbs.

Shoots: Right

Born: Edmonton, Alberta

May 20, 1962

Season	Club	Lea	GP	G	A	TP	PIM
1978-79	St. Albert	AJHL	53	27	35	62	201
1978-79	Portland	WHL	4	0	1	1	0
1979-80	Portland	WHL	68	20	25	45	161
1980-81	Portland	WHL	72	53	65	118	176
1981-82	Portland	WHL	69	56	76	132	193
1982-83	Springfield	AHL	79	15	17	32	62
1983-84	Springfield	AHL	4	2	2	4	2
1983-84	Peoria	IHL	55	27	28	53	49

Black Hawks 4th round pick in 1980 draft (78th overall).

JEFF SMITH

LEFT WING

6'0" 200 lbs.

Shoots: Left

Born: Brampton, Ontario

July 31, 1963

Season	Club	Lea	GP	G	A	TP	PIM
1979-80	Aurora Tigers	OPJHL	36	5	9	14	27
1980-81	London Knights	OMJHL	63	6	16	22	46
1981-82	London Knights	OHL	65	28	51	79	90
1982-83	London Knights	OHL	61	35	57	92	100
1983-84	Springfield	AHL	56	6	13	19	36

Black Hawks 8th round pick in 1982 draft (154th overall).

GORD STAFFORD

CENTER

5'10" 180 lbs.

Shoots: Right

Born: Banff, Alberta

October 10, 1960

Season	Club	Lea	GP	G	A	TP	PIM
1977-78	Billings	WCHL	59	11	22	33	54
1978-79	Billings	WHL	72	37	66	103	70
1979-80	Billings	WHL	68	52	58	110	91
1980-81	Milwaukee	IHL	40	24	32	56	30
1980-81	Wichita	CHL	27	5	3	8	34
1981-82	Wichita	CHL	49	9	16	25	42
1982-83	Milwaukee	IHL	77	23	49	72	81
1983-84	Milwaukee	IHL	79	36	45	81	35

MIKE STAPLETON

CENTER

5'10" 163 lbs.

Shoots: Right

Born: Sarnia, Ontario

May 5, 1966

Season	Club	Lea	GP	G	A	TP	PIM
1983-84	Cornwall	OHL	70	24	45	69	94

Black Hawks 7th round pick in 1984 draft (132nd overall).

WILLIAM WATSON

RIGHT WING

6'0" 180 lbs.

Shoots: Right
Born: Pine Falls, Manitoba
March 30, 1964

Season	Club	Lea	GP	G	A	TP	PIM
1980-81	Prince Albert	AJHL	54	30	39	69	27
1981-82	Prince Albert	AJHL	47	43	41	84	37
1982-83	U. of Minn. at Duluth	WCHA	22	5	10	15	10
1983-84	U. of Minn. at Duluth	WCHA	40	35	51	86	12

Black Hawks 4th round pick in 1982 draft (70th overall).

DAN WILLIAMS

DEFENSE

6'2" 180 lbs.

Shoots: Left
Born: Oak Park, IL
April 15, 1966

Season	Club	Lea	GP	G	A	TP	PIM
1983-84	Chicago Jets	Jr.'s	43	28	38	66	68

Black Hawks 12th round pick in 1984 draft (237th overall).

KEVIN WILLISON

DEFENSE

5'11" 172 lbs.

Shoots: Left
Born: Calgary, Alberta
May 21, 1958

Season	Club	Lea	GP	G	A	TP	PIM
1975-76	Merritt Luckies Jr. A	BCHL	60	16	28	44	122
1976-77	Calgary	WCHL	55	11	32	43	161
1977-78	Billings	WCHL	68	21	42	63	151
1978-79	Port Huron	IHL	55	12	35	47	116
1979-80	Salt Lake City	CHL	72	5	26	31	106
1980-81	Port Huron	IHL	20	2	7	9	33
1981-82	Milwaukee	IHL	73	10	41	51	107
1982-83	Milwaukee	IHL	81	10	41	51	63
1983-84	Milwaukee	IHL	81	21	52	73	73

DALE YAKIWCHUK

CENTER

6'4" 200 lbs.

Shoots: Left
Born: Calgary, Alberta
October 17, 1958

Season	Club	Lea	GP	G	A	TP	PIM
1975-76	Taber Golden Suns	AJHL	13	4	6	10	83
1975-76	Lethbridge	WCHL	43	3	14	17	146
1976-77	Portland	WCHL	59	24	53	77	151
1977-78	Portland	WCHL	64	32	52	84	312
1978-79	Winnipeg	WHA	4	0	0	0	0
1978-79	Philadelphia	AHL	46	2	18	20	101
1978-79	Nova Scotia	AHL	12	3	1	4	15
1979-80	Cincinnati	CHL	30	4	15	19	75
1979-80	Tulsa	CHL	37	3	9	12	76
1980-81	Richmond	EHL	42	15	35	50	118
1980-81	Baltimore	EHL	18	11	14	25	73
1981-82	Milwaukee	IHL	72	18	57	75	249
1982-83	Milwaukee	IHL	79	38	100	138	223
1983-84	Milwaukee	IHL	74	35	69	104	67

TRENT YAWNEY

DEFENSE

6'3" 183 lbs.

Shoots: Left
Born: Hudson Bay, Sask.
September 29, 1965

Season	Club	Lea	GP	G	A	TP	PIM
1983-84	Saskatoon Blades	WHL	72	13	46	59	81

Black Hawks 3rd round pick in 1984 draft (45th overall).

GAME RESULTS

1983-84 SEASON

Game	Date	Opponent	Score Result	Team Record	Goalie	Attendance	GWG
1.	10-6	St.L.	4-3 W	1-0-0	Bann.	15,764	Preston
2.	10-8	at St.L.	1-4 L	1-1-0	Bann.	14,291	Hickey
3.	10-9	Det.	6-4 W	2-1-0	Esp.	16,104	Wilson, D.
4.	10-12	Vanc.	2-1 W	3-1-0	Bann.	15,089	Larmer, S.
5.	10-15	at Tor.	8-10 L	3-2-0	Esp.	16,382	Frycer
6.	10-16	Minn.	4-3 W	4-2-0	Bann.	17,517	Gardner
7.	10-19	N.J.	6-3 W	5-2-0	Bann.	14,683	Savard
8.	10-22	at St.L.	1-2 L	5-3-0	Bann.	17,863	Mullen
9.	10-23	Calg.	7-4 W	6-3-0	Bann.	15,818	Lysiak
10.	10-25	Bos.	5-1 W	7-3-0	Bann.	16,719	Sutter
11.	10-27	Pitts.	2-4 L	7-4-0	Bann.	14,867	Taylor
12.	10-30	Hart.	6-1 W	8-4-0	Esp.	16,452	Secord
13.	11-3	at Det.	4-7 L	8-5-0	Bann.	19,349	Manno
14.	11-5	at Minn.	5-10 L	8-6-0	Bann.	15,781	Lawton
15.	11-6	at N.J.	3-6 L	8-7-0	Esp.	8,856	Broten
16.	11-9	Mont.	0-3 L	8-8-0	Bann.	16,901	Nilan
17.	11-12	at Hart.	1-6 L	8-9-0	Bann.	14,817	Francis
18.	11-13	Edm.	5-3 W	9-9-0	Esp.	17,534	Larmer, S.
19.	11-16	St.L.	4-3 W	10-9-0	Esp.	16,465	Savard
20.	11-19	at Mont.	5-5 T	10-9-1	Esp.	17,027	—
21.	11-20	Minn.	3-4 L	10-10-1	Bann.	17,573	Broten
22.	11-23	at Wash.	2-2 T	10-10-2	Bann.	9,489	—
23.	11-25	at Buff.	2-5 L	10-11-2	Bann.	16,433	Housley
24.	11-26	at NYI	3-9 L	10-12-2	Esp.	15,850	Bossy
25.	11-29	at N.J.	2-3 L	10-13-2	Bann.	10,322	Verbeek
26.	11-30	at Rang.	4-0 W	11-13-2	Bann.	17,417	Sutter
27.	12-3	at Queb.	2-3 L	11-14-2	Bann.	15,173	Goulet
28.	12-7	Buff.	4-2 W	12-14-2	Bann.	16,740	Higgins
29.	12-7	at Phil.	2-3 L	12-15-2	Bann.	16,671	Propp
30.	12-11	Det.	4-2 W	13-15-2	Bann.	16,600	Sutter
31.	12-13	at St.L.	1-4 L	13-16-2	Bann.	13,587	Federko
32.	12-14	L.A.	5-6 L	13-17-2	Bann.	15,711	Fox
33.	12-17	at Bos.	5-2 W	14-17-2	Bann.	13,411	Murray, B.
34.	12-18	Bos.	1-5 L	14-18-2	Esp.	17,697	Pederson
35.	12-21	Phil.	3-3 T	14-18-3	Bann.	16,509	—
36.	12-23	at Rang.	2-3 L	14-19-3	Bann.	17,405	Larouche
37.	12-26	St.L.	3-1 W	15-19-3	Bann.	17,649	O'Callahan
38.	12-28	Rang.	4-7 L	15-20-3	Esp.	17,671	McClanahan
39.	12-31	at Det.	3-4 L	15-21-3	Bann.	17,472	Nolan
40.	1-2	at Minn.	5-6 L	15-22-3	Esp.	15,503	Acton
41.	1-4	Tor.	5-1 W	16-22-3	Bann.	16,376	Savard

Game	Opponent	Score	Result	Team Record	Goalie	Attendance	GWG	
42.	1-7	at N.Y.I.	3-5	L	16-23-3	Esp.	15,850	Carroll
43.	1-8	Vanc.	2-0	W	17-23-3	Bann.	17,140	Cyr
44.	1-11	Edm.	3-5	L	17-24-3	Esp.	17,792	Messier
45.	1-14	at Tor.	2-2	T	17-24-4	Bann.	16,382	—
46.	1-15	Pitts.	2-0	W	18-24-4	Esp.	17,377	Wilson, B.
47.	1-18	N.Y.I.	1-9	L	18-25-4	Esp.	17,671	Carroll
48.	1-20	at Wash.	3-5	L	18-26-4	Bann.	13,403	Laughlin
49.	1-21	at Queb.	4-4	T	18-26-5	Esp.	15,273	—
50.	1-23	at Tor.	6-2	W	19-26-5	Bann.	16,382	Lysiak
51.	1-25	Minn.	3-5	L	19-27-5	Bann.	17,773	Acton
52.	1-28	at Minn.	4-2	W	20-27-5	Bann.	15,784	Gardner
53.	1-29	Phil.	5-5	T	20-27-6	Esp.	17,591	—
54.	2-1	Tor.	7-2	W	21-27-6	Bann.	16,025	Savard
55.	2/3	at Winn.	3-7	L	21-28-6	Bann.	12,786	Babych
56.	2-5	Hart.	3-4	L	21-29-6	Esp.	16,808	Johnson
57.	2-8	at L.A.	0-1	L	21-30-6	Bann.	9,462	Simmer
58.	2-11	at St.L.	1-1	T	21-30-7	Bann.	19,117	—
59.	2-12	Calg.	4-6	L	21-31-7	Bann.	16,828	Eaves
60.	2-15	Queb.	5-2	W	22-31-7	Bann.	16,528	Gardner
61.	2-18	at Det.	0-6	L	22-32-7	Bann.	18,275	Kisio
62.	2-19	St.L.	6-5	W	23-32-7	Bann.	17,874	Larmer, S.
63.	2-22	Wash.	4-2	W	24-32-7	Bann.	16,156	Larmer, J.
64.	2-25	at Pitts.	3-3	T	24-32-8	Janecyk	7,995	—
65.	2-26	Det.	2-4	L	24-33-8	Bann.	17,412	Manno
66.	2-29	Buff.	4-3	W	25-33-8	Janecyk	16,967	Sutter
67.	3-3	at Minn.	3-6	L	25-34-8	Janecyk	15,784	Broten
68.	3-4	Tor.	5-4	W	26-34-8	Bann.	17,447	Murray, T.
69.	3-7	at Edm.	4-7	L	26-35-8	Bann.	17,498	McClelland
70.	3-9	at Vanc.	3-4 (OT)	L	26-36-8	Bann.	14,611	Lanz
71.	3-11	at L.A.	3-4	L	26-37-8	Bann.	10,159	Hakansson
72.	3-14	at Winn.	4-6	L	26-38-8	Ban-Jan	11,638	Hawerchuk
73.	3-16	at Calg.	5-6	L	26-39-8	Janecyk	16,754	Loob
74.	3-19	at Mont.	1-2	L	26-40-8	Ban-Jan	16,934	Carlson
75.	3-21	Winn.	6-2	W	27-40-8	Bann.	16,133	Murray, T.
76.	3-24	at Tor.	3-7	L	27-41-8	Bann.	16,382	Derlago
77.	3-25	Tor.	5-4	W	28-41-8	Bann.	17,625	Savard
78.	3-28	Minn.	3-6	L	28-42-8	Janecyk	18,178	Bellows
79.	3-31	at Det.	4-2	W	29-42-8	Bann.	16,516	Secord
80.	4-1	Det.	4-3	W	30-42-8	Janecyk	17,104	Secord

PLAYOFFS

ROUND 1

Game	Opponent	Score	Result	Team Record	Goalie	Attendance	GWG	
1.	4-4	at Minn.	3-1	W	1-0	Bann.	14,366	Secord
2.	4-5	at Minn.	5-6	L	1-1	Bann.	15,206	Broten
3.	4-7	Minn.	1-4	L	1-2	Bann.	17,371	Acton
4.	4-8	Minn.	4-3	W	2-2	Bann.	16,478	Murray, T.
5.	4-10	at Minn.	1-4	L	2-3	Bann.	15,784	Ferguson

Black Hawks on All Star Teams

First Team

Second Team

	1982-83 Denis Savard, Center
Doug Wilson, Def.	1981-82	
Tony Esposito, Goal	1979-80	
	1973-74 Tony Esposito, Goal
	1972-73 Bill White, Def.
	 Dennis Hull, L.W.
Tony Esposito, Goal	1971-72 Bill White, Def.
Bobby Hull, L.W. Pat Stapleton, Def.
	1970-71 Pat Stapleton, Def.
	 Bobby Hull, L.W.
Tony Esposito, Goal	1969-70 Stan Mikita, Center
Bobby Hull, L.W.		
Bobby Hull, L.W.	1968-69	
Stan Mikita, Center	1967-68	
Bobby Hull, L.W.		
Pierre Pilote, Def.	1966-67 Glenn Hall, Goal
Stan Mikita, Center		
Bobby Hull, L.W.		
Glenn Hall, Goal.	1965-66 Pat Stapleton, Def.
Pierre Pilote, Def.		
Stan Mikita, Center		
Bobby Hull, L.W.		
Pierre Pilote, Def.	1964-65 Stan Mikita, Center
Bobby Hull, L.W.		
Glenn Hall, Goal.	1963-64 Elmer Vasko, Def.
Pierre Pilote, Def.		
Stan Mikita, Center		
Ken Wharram, R.W.		
Bobby Hull, L.W.		
G. Hall, Goal.	1962-63 Elmer Vasko, Def.
Pierre Pilote, Def. Bobby Hull, L.W.
Stan Mikita, Center		
Stan Mikita, Center	1961-62 Glenn Hall, Goal
Bobby Hull, L.W. Pierre Pilote, Def.
	1960-61 Glenn Hall, Goal
	 Pierre Pilote, Def.
Glenn Hall, Goal.	1959-60 Pierre Pilote, Def.
Bobby Hull, L.W.		
Glenn Hall, Goal.	1957-58	
	1956-57	.. Ed Litzenberger, Center
	1953-54 Bill Gadsby, Def.
	1952-53 Bill Gadsby, Def.



Max Bentley



Doug Bentley



Bill Mosienko



Glenn Hall



Stan Mikita



Pierre Pilote

Roy Conacher, L.W.	1948-49 Doug Bentley, Center
	1947-48 Bud Poile, R.W.
	 Gay Stewart, L.W.
Doug Bentley, L.W.	1946-47 Max Bentley, Center
Max Bentley, Center	1945-46 Bill Mosienko, R.W.
	1944-45 Bill Mosienko, R.W.
	 Mike Karakas, Goal
Earl Siebert, Def.	1943-44	
Doug Bentley, L.W.		
Earl Siebert, Def.	1942-43	
Doug Bentley, L.W.		
Earl Siebert, Def.	1941-42	
	1940-41 Earl Siebert, Def.
	1939-40 Earl Siebert, Def.
	1938-39 Earl Siebert, Def.
	 John Gottselig, L.W.
Paul Thompson, L.W.	1937-38 Earl Siebert, Def.
	1936-37 Earl Siebert, Def.
	1935-36 Earl Siebert, Def.
	 Paul Thompson, L.W.
Lorne Chabot, Goal	1934-35 Art Coulter, Def.
Chas. Gardiner, Goal	1933-34	
Lionel Conacher, Def.		
	1932-33 Chas. Gardiner, Goal
Chas. Gardiner, Goal	1931-32	
Chas. Gardiner, Goal	1930-31	



PAT FOLEY

Pat Foley brings his exciting play-by-play style to both the Black Hawks' radio and television booths this season. Foley, 29, grew up in suburban Glenview and was discovered by Black Hawk Vice President Michael Wirtz who listened to some of Pat's tapes he had done while working for the Grand Rapids Owls of the International Hockey League. Pat attended Michigan State University and did the local broadcast for the baseball, as well as the hockey team. Foley admits that one of his all time favorite announcers was Lloyd Pettit, who was the "voice" of the Black Hawks for many years. Pettit now owns the Milwaukee Admirals, a farm team of the Black Hawks in the IHL. Foley is single and resides in a Chicago suburb.



DALE TALLON

Dale Tallon joins Pat Foley in bringing his hockey insight to both radio and television this season. A number one draft choice of the Vancouver Canucks in 1970, Tallon played for ten seasons in the NHL before retiring following the 1979-80 season. Tallon came to the Black Hawks from Vancouver in 1973 in a deal that sent Jerry Korab and Gary Smith to the Canucks. After playing in Chicago for five years, Tallon finished his career with the Pittsburgh Penguins. Dale has exhibited a tremendous ability to analyze and convey what is happening on the ice to his viewers. He is a personable young man and his personality comes through during his telecasts. Tallon's enthusiasm and knowledge of the sport make him a listening pleasure.



1984

CHICAGO BLACK HAWKS

EXHIBITION SCHEDULE

FRIDAY, SEPTEMBER 21, 8:05 p.m.

BLACK HAWKS vs WINNIPEG at WINNIPEG

SATURDAY, SEPTEMBER 22, 7:00 p.m.

BLACK HAWKS vs CALGARY at CALGARY

SUNDAY, SEPTEMBER 23, 7:00 p.m.

BLACK HAWKS vs EDMONTON at EDMONTON

WEDNESDAY, SEPTEMBER 26, 7:30 p.m.

BLACK HAWKS vs DETROIT at CHICAGO STADIUM

THURSDAY, SEPTEMBER 27, 7:30 p.m.

BLACK HAWKS vs ST. LOUIS at ST. LOUIS

FRIDAY, SEPTEMBER 28, 7:30 p.m.

BLACK HAWKS vs ST. LOUIS in MILWAUKEE

SUNDAY, SEPTEMBER 30, 7:30 p.m.

BLACK HAWKS vs EDMONTON at CHICAGO STADIUM

WEDNESDAY, OCTOBER 3, 6:30 p.m.

BLACK HAWKS vs DETROIT in KALAMAZOO

SATURDAY, OCTOBER 6, 7:30 p.m.

BLACK HAWKS vs MINNESOTA at MINNESOTA

SUNDAY, OCTOBER 7, 7:30 p.m.

BLACK HAWKS vs MINNESOTA at CHICAGO STADIUM

1984-1985 CHICAGO BLACK HAWKS TRAINING CAMP ROSTER

NO.	PLAYER	POSITION	NO.	PLAYER	POSITION
1	Warren Skorodenski	Goalkeeper	30	Murray Bannerman	Goalkeeper
2	Randy Boyd	Defense	31	Rene Badeau	Defense
3	Dave Feamster	Defense	32	Marc Bergevin	Defense
4	Keith Brown	Defense	33	Jim Camazzola	Left Wing
5	Jack O'Callahan	Defense	34	Perry Pelensky	Right Wing
6	Bob Murray	Defense	36	Darrell Anholt	Defense
7	Tom McMurphy	Right Wing	37	Steve Blyth	Defense
8	Curt Fraser	Left Wing	38	Adam Glickman	Defense
10	Jeff Larmer	Right Wing	39	Bill McCreary	Left Wing
11	Bob MacMillan	Left Wing	40	Jim Ralph	Goalkeeper
12	Tom Lysiak	Center	41	Dan Frawley	Right Wing
14	Bill Gardner	Center	42	Marcel Frere	Left Wing
15	Ken Yaremchuk	Center	43	John Oilson	Center
16	Ed Olczyk	Right Wing	44	Mark Hatcher	Defense
17	Wayne Presley	Right Wing	45	Darren Pang	Goalkeeper
18	Denis Savard	Center	46	Mark La Varre	Right Wing
19	Troy Murray	Center	47	Kent Paynter	Defense
20	Al Secord	Left Wing	48	Jeff Smith	Left Wing
22	Florent Robidoux	Left Wing	49	Kevin Robinson	Left Wing
23	Behn Wilson	Defense	50	Darin Sceviour	Right Wing
24	Doug Wilson	Defense	51	Phil Patterson	Right Wing
25	Jerome DuPont	Defense	52	Gord Stafford	Center
26	Rick Paterson	Center	53	Kevin Willison	Defense
27	Darryl Sutter	Left Wing	54	Dale Yakiwchuk	Center
28	Steve Larmer	Right Wing	55	Trent Yawney	Defense
29	Steve Ludzik	Center	56	Steve Pepin	Center

1984-85 DETROIT RED WINGS TRAINING CAMP ROSTER

NO.	PLAYER	POSITION
1	Corrado Micalef	Goalkeeper
3	John Barrett	Defense
4	Colin Campbell	Defense
5	Greg Smith	Defense
7	Milan Chalupa	Defense
10	Ron Duguay	Right Wing
12	Ivan Boldirev	Left Wing
14	Lane Lambert	Right Wing
16	Kelly Kisio	Center
17	Ed Johnstone	Right Wing
18	Danny Gare	Right Wing
19	Steve Yzerman	Center
20	Dwight Foster	Center
21	Frantisek Cernik	Left/Right Wing
22	Brad Park	Defense
23	Claude Loiselle	Defense
24	Joe Paterson	Left Wing
25	John Ogrodnick	Left Wing
27	Pierre Aubry	Left Wing
28	Reed Larson	Defense
29	Randy Ladouceur	Defense
30	Greg Stefan	Goalkeeper
33	Bob Manno	Left Wing
41	Ed Mio	Goalkeeper
55	Dave Williams	Left Wing

BLACK HAWKS

1984-1985

PLAYER	HGT	WGT	PLACE OF BIRTH	DATE	1983-84 RECORD						
					1983-84 CLUB	GP	G	A	PTS	PIM	
FORWARDS											
Birnie, Scot	6.01	190	Kingston, Ontario	5-01-65	North Bay (OHL)...	59	10	24	34	108	
Brown, Bill	6.01	170	Dayton, Ohio	10-09-66	Simley H.S.	22	36	29	65	22	
Camazzola, Jim	5.11	190	Vancouver, B.C.	1-05-64	Kamloops (WHL)...	32	27	25	52	25	
					Chicago (NHL) ...	1	0	0	0	0	
Eriksson, Tom	5.11	183	Umea, Sweden	5-03-66	Modo Aik	—	—	—	—	—	
Fraser, Curt	6.00	2.00	Cincinnati, Ohio	1-12-58	Chicago (NHL) ...	29	5	12	17	26	
Frawley, Dan	6.00	170	Sturgeon Falls, Ontario	6-02-62	Springfield (AHL)	69	22	34	56	137	
					Chicago (NHL) ...	3	0	0	0	0	
Frere, Marcel	6.00	180	Trochu, Alta.	1-16-62	Springfield (AHL)...	1	0	0	0	10	
					Peoria (IHL) ...	34	5	10	15	97	
Gardner, Bill	5.10	177	Toronto, Ontario	3-19-60	Chicago (NHL) ...	79	27	21	48	12	
Greenough, Glenn	5.11	198	Sudbury, Ontario	7-20-66	Sudbury (OHL) ...	67	26	43	69	33	
Larmer, Jeff	5.10	179	Peterborough, Ontario	10-10-62	New Jersey (NHL)...	40	6	13	19	8	
					Chicago (NHL) ...	36	9	13	22	20	
Larmer, Steve	5.10	189	Peterborough, Ontario	6-16-61	Chicago (NHL) ...	80	35	40	75	34	
LaVarre, Mark	5.11	170	Evanston, Illinois	2-21-65	North Bay (OHL) ...	41	19	22	41	15	
Ludzik, Steve	5.11	185	Toronto, Ontario	4-03-62	Chicago (NHL) ...	80	9	20	29	73	
Lysiak, Tom	6.01	204	High Prairie, Alta.	4-22-53	Chicago (NHL) ...	54	17	30	47	35	
MacMillan, Bob	5.11	185	Charlottetown, P.E.I.	9-03-52	New Jersey (NHL)...	71	17	23	40	23	
McMurchy, Tom	5.10	170	New Westminster, B.C.	12-02-63	Springfield (AHL)...	43	16	14	30	54	
					Chicago (NHL) ...	27	3	1	4	42	
Murray, Troy	6.01	195	Calgary, Alta.	7-31-62	Chicago (NHL) ...	61	15	15	30	45	
Noonan, Brian	6.01	180	Boston, Massachusetts	5-29-65	Arch.Wms. H.S.	17	14	23	37	—	
Olczyk, Ed	6.01	195	Chicago, Illinois	8-16-66	Team USA	62	21	47	68	36	
Ollson, John	5.09	170	Nepean, Ontario	7-31-63	Springfield (AHL)...	75	29	43	72	51	
Paterson, Rick	5.09	187	Kingston, Ontario	2-10-58	Chicago (NHL) ...	72	7	6	13	41	
Patterson, Phil	5.09	178	Kemtville, Quebec	7-18-64	Ottawa (OHL) ...	42	22	17	39	18	
Pelensky, Perry	6.01	190	Edmonton, Alta.	3-20-62	Springfield (AHL)...	73	22	16	38	185	
					Chicago (NHL) ...	4	0	0	0	5	
Pepin, Steve	5.10	173	Sherbrooke, Quebec	3-21-65	Drmdville (OMJHL)	64	54	58	112	173	
Persson, Joakim	5.08	163	Gavle, Sweden	5-15-66	Gavle-Div. I	—	—	—	—	—	
Presley, Wayne	5.11	172	Detroit, Michigan	3-23-65	Kitchener (OHL) ...	70	63	76	139	156	
Robidoux, Florent	6.02	198	Cypress River, Man.	5-05-60	Springfield (AHL)...	68	26	22	48	123	
					Chicago (NHL) ...	9	0	0	0	0	
Robinson, Kevin	5.11	170	Toronto, Ontario	1-24-64	Toronto Mar (OHL)	65	40	45	85	55	
Savard, Denis	5.10	167	Pt. Gatineau, Quebec	2-04-61	Chicago (NHL) ...	75	37	57	94	71	
Sceviour, Darin	5.10	185	Lacombe, Alta.	11-30-65	Lethbridge (WHL)...	71	37	28	65	28	
Secord, Al	6.01	212	Sudbury, Ontario	3-03-58	Chicago (NHL) ...	14	4	4	8	77	
Shaw, Brian	6.00	180	Edmonton, Alta.	5-20-62	Springfield (AHL)...	4	2	2	4	2	
					Peoria (IHL) ...	55	27	26	53	49	
Smith, Jeff	6.00	200	Brampton, Ontario	7-31-63	Springfield (AHL)...	56	6	13	19	36	
Stapleton, Mike	5.10	163	Sarnia, Ontario	5-05-66	Cornwall (OHL)...	70	24	45	69	94	
Sutter, Darryl	5.11	176	Viking, Alta.	8-19-58	Chicago (NHL) ...	59	20	20	40	44	
Watson, William	6.00	180	Pine Falls, Man.	3-30-64	U. Minn-Duluth ...	40	35	51	86	12	
Yaremchuk, Ken	5.11	187	Edmonton, Alta.	1-01-64	Chicago (NHL) ...	47	6	7	13	19	

DEFENSEMEN

Anholt, Darrell	6.01	230	Hardisty, Alta.	11-23-62	Springfield (AHL)...	80	13	21	34	142
					Chicago (NHL) ...	1	0	0	0	0
Badeau, Rene	6.00	190	Trois-Rivieres, Quebec	1-31-64	Laval (QMJHL) ...	64	13	40	53	279
Beck, Brad	5.11	185	Vancouver, B.C.	2-10-64	Michigan St.	42	2	7	9	67
Bergevin, Marc	5.11	178	Montreal, Quebec	8-11-65	Chicoutimi	70	10	35	45	125
					Springfield (AHL)...	7	0	1	1	2
Blyth, Steve	6.03	200	Calgary, Alta.	7-16-60	Springfield (AHL)...	77	4	20	24	112
Boyd, Randy	5.11	192	Coniston, Ontario	1-23-62	Baltimore (AHL) ...	20	6	13	19	21
					Pittsburgh (NHL)....	5	0	1	1	6
					Chicago (NHL) ...	23	0	4	4	16
					Springfield (AHL)...	27	2	11	13	48
Brown, Keith	6.01	191	Cornerbrook, Newfound.	5-06-60	Chicago (NHL) ...	74	10	25	35	94
Cassidy, Bruce	5.11	176	Ottawa, Ontario	5-20-65	Ottawa (OHL) ...	67	27	68	95	58
					Chicago (NHL) ...	1	0	0	0	0
DiFiori, Ralph	6.01	181	Montreal, Quebec	4-20-66	Shawinigan,	65	6	22	28	38
DuPont, Jerome	6.03	201	Ottawa, Ontario	2-21-62	Chicago (NHL) ...	36	2	2	4	116
					Springfield (AHL)...	12	2	3	5	65
Feamster, Dave	5.11	180	Detroit, Michigan	9-10-58	Chicago (NHL) ...	46	6	7	13	42
Hatcher, Mark	6.07	232	Detroit, Michigan	9-15-64	North Bay (OHL) ..	64	1	12	13	226
Howard, Tarek	6.01	185	Tucson, Arizona	2-06-65	U. of N. Dakota ...	24	0	1	1	14
James, Mike	6.02	168	Toronto, Ontario	1-31-64	Ottawa (OHL) ...	55	7	13	20	59
Murray, Bob	5.10	186	Kingston, Ontario	11-26-54	Chicago (NHL) ...	78	11	37	48	78
Ness, Jay	5.11	180	Roseau, Minnesota	10-17-63	U. of N. Dakota ...					Injured
O'Callahan, Jack	6.01	189	Charleston, Mass.	7-24-57	Chicago (NHL) ...	70	4	13	17	67
Paynter, Kent	6.00	186	Summerside, P.E.I.	4-27-65	Kitchener (OHL) ...	65	9	27	36	94
Williams, Dan	6.02	180	Oak Park, Illinois	4-15-66	Chgo. Jets (Jrs.) ...	43	28	38	66	68
Wilson, Behn	6.03	210	Toronto, Ontario	12-19-58	Chicago (NHL) ...	59	10	22	32	143
Wilson, Doug	6.01	187	Ottawa, Ontario	7-05-57	Chicago (NHL) ...	66	13	45	58	64
Yawney, Trent	6.03	183	Hudson Bay, Sask.	9-29-65	Sask. Blades (WHL)	72	13	46	59	81

GOALTENDERS

					1983-1984 CLUB	GP	MIN	GA	SO	AVE
Bannerman, Murray	5.11	185	St. Francis, Ontario	4-27-57	Chicago (NHL) ...	56	3335	188	2	3.38
Clifford, Chris	5.09	139	Kingston, Ontario	5-26-66	Kingston (OHL)...	50	2808	229	2	4.89
Lehkonen, Timo	5.11	165	Helsinki, Finland	1-08-66	Jokerit	—	—	—	—	—
Ralph, Jim	5.11	167	Sault Ste. Marie, Ontario	5-13-62	Springfield (AHL)...	8	479	42	0	5.26
					Baltimore (AHL)...	25	1455	87	0	3.59
Skorodenski, Warren	6.01	180	Winnipeg, Man.	3-22-60	Sherbrooke (AHL)...	19	1048	87	0	5.04
					Springfield (AHL)...	14	757	67	0	5.32

1984-1985 CHICAGO BLACK HAWKS TRAINING CAMP ROSTER

NO.	PLAYER	POSITION	NO.	PLAYER	POSITION
1	Warren Skorodenski	Goalkeeper	30	Murray Bannerman	Goalkeeper
2	Randy Boyd	Defense	31	Rene Badeau	Defense
3	Dave Feamster	Defense	32	Marc Bergevin	Defense
4	Keith Brown	Defense	33	Jim Camazzola	Left Wing
5	Jack O'Callahan	Defense	34	Perry Pelensky	Right Wing
6	Bob Murray	Defense	36	Darrell Anholt	Defense
7	Tom McMurchy	Right Wing	37	Steve Blyth	Defense
8	Curt Fraser	Left Wing	38	Adam Glickman	Defense
10	Jeff Larmer	Right Wing	39	Bill McCreary	Left Wing
11	Bob MacMillan	Left Wing	40	Jim Ralph	Goalkeeper
12	Tom Lysiak	Center	41	Dan Frawley	Right Wing
14	Bill Gardner	Center	42	Marcel Frere	Left Wing
15	Ken Yaremchuk	Center	43	John Olsson	Center
16	Ed Olczyk	Right Wing	44	Mark Hatcher	Defense
17	Wayne Presley	Right Wing	45	Darren Pang	Goalkeeper
18	Denis Savard	Center	46	Mark La Varre	Right Wing
19	Troy Murray	Center	47	Kent Paynter	Defense
20	Al Secord	Left Wing	48	Jeff Smith	Left Wing
22	Florent Robidoux	Left Wing	49	Kevin Robinson	Left Wing
23	Behn Wilson	Defense	50	Darin Sceviour	Right Wing
24	Doug Wilson	Defense	51	Phil Patterson	Right Wing
25	Jerome DuPont	Defense	52	Gord Stafford	Center
26	Rick Paterson	Center	53	Kevin Willison	Defense
27	Darryl Sutter	Left Wing	54	Dale Yakiwchuk	Center
28	Steve Larmer	Right Wing	55	Trent Yawney	Defense
29	Steve Ludzik	Center	56	Steve Pepin	Center

1984-85 EDMONTON OILERS TRAINING CAMP ROSTER


NO.	PLAYER	POSITION	NO.	PLAYER	POSITION
1	Mike Moffat	Goalkeeper	29	Don Jackson	Defense
2	Lee Fogolin	Defense	30	Mike Zanier	Goalkeeper
4	Kevin Lowe	Defense	31	Grant Fuhr	Goalkeeper
5	Steve Smith	Defense	32	Jim Playfair	Defense
6	Jeff Beukeboom	Defense	33	Daryl Reaugh	Goalkeeper
7	Paul Coffey	Defense	34	Ian Wood	Goalkeeper
8	Gord Sherven	Right Wing	35	Andy Moog	Goalkeeper
9	Glenn Anderson	Right Wing	36	Jeff Brubaker	Left Wing
10	Jaroslav Pouzar	Left Wing	37	Todd Strueby	Left Wing
11	Mark Messier	Center	38	Selmar Odelein	Defense
12	Dave Hunter	Left Wing	39	Todd Bidner	Left Wing
13	Risto Jalo	Center	40	John Miner	Defense
14	Ray Cote	Center	41	Mike Golden	Center
15	Pat Conacher	Center	42	Todd Ewen	Right Wing
16	Pat Hughes	Right Wing	43	Esa Tikkanen	Center
17	Jari Kurri	Right Wing	44	Simon Wheeldon	Center
18	Ken Berry	Left Wing	45	Doug Kyle	Right Wing
19	Willy Lindstrom	Right Wing	46	Dean Clark	Left Wing
20	Dave Lumley	Left Wing	47	Tim Molle	Defense
21	Randy Gregg	Defense	49	Darren Gani	Defense
22	Charley Huddy	Defense	50	Joel Curtis	Left Wing
23	Mark Habscheid	Center	51	Steve Graves	Center
24	Kevin McClelland	Center	52	Mike Krensing	Center
25	Raimo Summanen	Left Wing	53	Dean Dachyshyn	Left Wing
26	Mike Krushelnyski	Center	54	Emanuel Viveiros	Defense
27	Dave Semenko	Left Wing	55	Ken Hodge	Goalkeeper
28	Larry Melnyk	Defense	99	Wayne Gretzky	Center

1984-1985 CHICAGO BLACK HAWKS TRAINING CAMP ROSTER

NO.	PLAYER	POSITION	NO.	PLAYER	POSITION
1	Warren Skorodenski	Goalkeeper	30	Murray Bannerman	Goalkeeper
2	Randy Boyd	Defense	31	Rene Badeau	Defense
3	Dave Feamster	Defense	32	Marc Bergevin	Defense
4	Keith Brown	Defense	33	Jim Camazzola	Left Wing
5	Jack O'Callahan	Defense	34	Perry Pelensky	Right Wing
6	Bob Murray	Defense	36	Darrell Anholt	Defense
7	Tom McMurchy	Right Wing	37	Steve Blyth	Defense
8	Curt Fraser	Left Wing	38	Adam Glickman	Defense
10	Jeff Larmer	Right Wing	39	Bill McCreary	Left Wing
11	Bob MacMillan	Left Wing	40	Jim Ralph	Goalkeeper
12	Tom Lysiak	Center	41	Dan Frawley	Right Wing
14	Bill Gardner	Center	42	Marcel Frere	Left Wing
15	Ken Yaremchuk	Center	43	John Ollson	Center
16	Ed Olczyk	Right Wing	44	Mark Hatcher	Defense
17	Wayne Presley	Right Wing	45	Darren Pang	Goalkeeper
18	Denis Savard	Center	46	Mark La Varre	Right Wing
19	Troy Murray	Center	47	Kent Paynter	Defense
20	Al Secord	Left Wing	48	Jeff Smith	Left Wing
22	Florent Robidoux	Left Wing	49	Kevin Robinson	Left Wing
23	Behn Wilson	Defense	50	Darin Sceviour	Right Wing
24	Doug Wilson	Defense	51	Phil Patterson	Right Wing
25	Jerome DuPont	Defense	52	Gord Stafford	Center
26	Rick Paterson	Center	53	Kevin Willison	Defense
27	Darryl Sutter	Left Wing	54	Dale Yakiwchuk	Center
28	Steve Larmer	Right Wing	55	Trent Yawney	Defense
29	Steve Ludzik	Center	56	Steve Pepin	Center

1984-85 MINNESOTA NORTH STARS TRAINING CAMP ROSTER

NO.	PLAYER	POSITION
1	Mike Sands	Goalkeeper
2	Curt Giles	Defense
4	Craig Hartsburg	Defense
5	Brad Maxwell	Defense
6	Randy Veliscek	Defense
7	Neal Broten	Center
8	Dirk Graham	Right Wing
9	Dennis Maruk	Center
10	Gordie Roberts	Defense
11	Tom McCarthy	Left Wing
12	Keith Acton	Center
14	Scott Bjugstad	Center/Left Wing
15	Paul Holmgren	Right Wing
16	Mark Napier	Right Wing
17	Brent Ashton	Left Wing
18	David Jensen	Defense
20	Dino Ciccarelli	Right Wing
21	George Ferguson	Center
22	Tom Hirsch	Defense
23	Brian Bellows	Right Wing
24	Willi Plett	Right Wing
27	Gilles Meloche	Goalkeeper
28	Harold Snepsts	Defense
29	Dave Richter	Defense
30	Jon Casey	Goalkeeper
30	Ward Komonosky	Goalkeeper
31	Ron Friest	Left Wing
32	Dan Mandich	Defense
33	Don Beaupre	Goalkeeper
34	Craig Levie	Defense
35	Lorne Molleken	Goalkeeper
44	Steve Payne	Left Wing
98	Brian Lawton	Center



Black Hawks Individual Records

REGULAR SEASON

MOST SEASONS	21	Stan Mikita
MOST GAMES	1,394	Stan Mikita
MOST GOALS	604	Bobby Hull
MOST ASSISTS	926	Stan Mikita
MOST POINTS	1,467	Stan Mikita
MOST GAMES (including playoffs)	1,549	Stan Mikita
MOST GOALS (including playoffs)	666	Bobby Hull
MOST ASSISTS (including playoffs)	1,017	Stan Mikita
MOST POINTS (including playoffs)	1,617	Stan Mikita
MOST CONSECUTIVE GAMES PLAYED	509	John Marks 10-27-73 to 1-2-80
MOST CONSECUTIVE GAMES PLAYED, GOALTENDER	503	Glenn Hall 10-6-55 to 11-7-62
MOST SHUTOUTS BY A GOALIE	74	Tony Esposito (16 seasons)
MOST GAMES SCORING 3 OR MORE GOALS	28	Bobby Hull
MOST GAMES SCORING 3 OR MORE GOALS IN A SEASON	4	Bobby Hull ('59-60 & '65-66)
MOST 20 OR MORE GOAL SEASONS	14	Stan Mikita
MOST CONSECUTIVE 20 OR MORE GOAL SEASONS	14	Stan Mikita ('61-62 to '74-75)
MOST 30 OR MORE GOAL SEASONS	13	Bobby Hull
MOST CONSECUTIVE 30 OR MORE GOAL SEASONS	13	Bobby Hull ('59-60 to '71-72)
MOST 40 OR MORE GOAL SEASONS	8	Bobby Hull
MOST CONSECUTIVE 40 OR MORE GOAL SEASONS	4	Bobby Hull ('65-66 to '68-69)
MOST 50 OR MORE GOAL SEASONS	5	Bobby Hull
MOST CONSECUTIVE 50 OR MORE GOAL SEASONS	2	Bobby Hull ('65-66 to '66-67)
MOST 100 POINT OR MORE SEASONS	2	Denis Savard
MOST CONSECUTIVE 100 POINT OR MORE SEASONS	2	Denis Savard ('81-82 to '82-83)
MOST GOALS IN A SEASON	58	Bobby Hull (1968-69 in 74 games)
MOST ASSISTS IN A SEASON	87	Denis Savard (1981-82)
MOST POINTS IN A SEASON	121	Denis Savard (1982-83 in 78 games)
MOST GOALS IN A SEASON (including playoffs)	58	Bobby Hull (1961-62)
		58, Al Secord (1982-83)
MOST ASSISTS IN A SEASON (including playoffs)	95	Denis Savard (1982-83)
MOST POINTS IN A SEASON (including playoffs)	138	Denis Savard (1982-83)
MOST GOALS BY A DEFENSEMAN	39	Doug Wilson (1981-82 in 76 games)
MOST GOALS BY A CENTER	40	Stan Mikita (1967-68 in 72 games)
MOST GOALS BY A RIGHT WING	43	Steve Larmer (1982-83)
MOST GOALS BY A LEFT WING	58	Bobby Hull (1968-69 in 74 games)
MOST GOALS BY A ROOKIE	43	Steve Larmer (1982-83)
MOST ASSISTS BY A DEFENSEMAN	51	Doug Wilson (1982-83 in 74 games)
MOST ASSISTS BY A CENTER	87	Denis Savard (1981-82)
MOST ASSISTS BY A RIGHT WING	51	Jim Pappin (1972-73 in 76 games)
MOST ASSISTS BY A LEFT WING	52	Bobby Hull (1969-70 in 78 games)
MOST ASSISTS BY A ROOKIE	47	Denis Savard (1980-81 in 76 games)
		47 Steve Larmer (1982-83)
MOST ASSISTS BY A GOALIE	4	Tony Esposito (1977-78 in 64 games)
		4 Murray Bannerman (1983-84 in 56 games)
MOST POINTS BY A DEFENSEMAN	85	Doug Wilson (1981-82 in 76 games)
MOST POINTS BY A CENTER	121	Denis Savard (1982-83 in 78 games)
MOST POINTS BY A RIGHT WING	92	Jim Pappin (1972-73 in 76 games)
MOST POINTS BY A LEFT WING	107	Bobby Hull (1968-69 in 74 games)
MOST POINTS BY A ROOKIE	90	Steve Larmer (1982-83)
MOST POWER PLAYER GOALS	22	Bobby Hull (1965-66)
MOST SHORTHANDED GOALS	6	Eric Nesterenko (1964-65)
MOST GOALS BY A LINE	132	Larmer 43, Savard 35, Secord 54 (1982-83)
MOST POINTS BY A LINE	297	Larmer 90, Savard 121, Secord 86 (1982-83)
HIGHEST POINTS PER GAMES AVERAGE	1.55	Denis Savard (1982-83 121 points in 78 games)
MOST SHOTS ON GOAL	414	Bobby Hull (1968-69 in 78 games)
MOST PENALTY MINUTES	303	Al Secord (1981-82)
MOST PENALTY MINUTES BY A GOALIE	20	Al Rollins (1953-54)
MOST SHUTOUTS IN A SEASON	15	Tony Esposito (1969-70)
MOST CONSECUTIVE SCORELESS MINUTES BY A GOALIE	290:12	Charlie Gardiner (1930-31), 192:29 Tony Esposito (1971-72)

MOST CONSECUTIVE SHUTOUTS BY A GOALIE ... 4 Charlie Gardiner (1930-31)
 LONGEST CONSECUTIVE GAME WINNING
 STREAK BY A GOALTENDER8 Tony Esposito (1980-81)
 LONGEST UNDEFEATED STREAK BY A GOALTENDER 12 Denis De Jordy
 (1966-67, 9 wins 3 ties)
 LONGEST CONSECUTIVE GOAL SCORING STREAK 10 games Bobby Hull
 (1968-69 15 goals)
 MOST GOALS IN ONE GAME5 Grant Mulvey 2-3-82 vs. St. Louis
 MOST GOALS IN ONE PERIOD 4 Max Bentley 1-28-43 vs Rangers (3rd)
 4 Clint Smith 3-4-45 vs. Montreal (3rd); 4 Grant Mulvey 2-3-82 vs St. Louis (1st)
 MOST ASSISTS IN ONE GAME6 Pat Stapleton 3-30-69 vs. Detroit
 MOST ASSISTS IN ONE PERIOD 4 Doug Bentley 1-28-43 vs. Rangers (3rd);
 4 Bill Mosienko 3-4-45 vs. Montreal (3rd); 4 Jim Wiste 11-9-69 vs. Toronto (3rd)
 4 Cliff Koroll 12-16-70 vs. St. Louis (2nd) 4 Jim Pappin 3-24-73 vs. Atlanta (2nd)
 MOST POINTS IN A GAME7 Max Bentley 1-28-43 vs Rangers (4 goals and
 3 assists); 7 Grant Mulvey 2-3-82 vs. St. Louis (5 goals and 2 assists)
 MOST POINTS BY A ROOKIE, GAME 4 Bill Mosienko vs. Detroit 2-12-42
 (2 goals, 2 assists); 4 Jim Wiste vs. Toronto 11-9-69 (4 assists)
 MOST POINTS IN A PERIOD 5 Les Cunningham 1-28-40 vs. Montreal (2 goals
 3 assists in 3rd period); 5 Max Bentley 1-28-43 vs. Rangers (4 goals, 1 assist in
 3rd period); 5 Grant Mulvey 2-3-82 vs. St. Louis (4 goals, 1 assist in 1st period)
 MOST GOALS IN A GAME BY A DEFENSEMAN3 Dick Redmond vs.
 Colorado 2-12-77
 MOST ASSISTS IN A GAME BY A DEFENSEMAN 6 Pat Stapleton vs.
 Detroit 3-30-69
 MOST GOALS IN A GAME BY A ROOKIE 3 Cliff Koroll vs. Philadelphia
 12-14-69; 3 Rick Paterson vs. Vancouver 1-28-81; 3 Steve Larmer vs. Minnesota
 11-14-82; 3 Steve Larmer vs. Toronto 12-18-82
 MOST ASSISTS IN A GAME BY A ROOKIE 4 Jim Wiste vs. Toronto 11-9-69
 LONGEST CONSECUTIVE ASSIST SCORING STREAK 14 games Stan Mikita
 (18 assists in 1967-68)
 LONGEST CONSECUTIVE GAMES SCORING A POINT 21 games Bobby Hull
 (23 goals, 12 assists in 1971-72)
 MOST PENALTY MINUTES IN A CAREER 1,442 Keith Magnuson
 (1969-70 to 1979-80)
 MOST PENALTIES IN ONE GAME 8 Phil Russell vs. Minnesota 3-26-77
 (6 minors, 1 misconduct, 1 game misconduct)
 MOST PENALTY MINUTES IN ONE GAME ...37 Reg Fleming at Rangers 10-19-60
 MOST PENALTY MINUTES IN ONE PERIOD 32 Reg Fleming at Rangers
 10-19-60 (3rd) (1 minor, 2 majors, 1 misconduct, 1 game misconduct); 32 Reg
 Fleming at Toronto 12-7-63 (3rd) (1 minor, 2 majors, 1 misconduct, 1 game
 misconduct)
 MOST GAME WINNING GOALS IN A SEASON . 11 Bobby Hull ('68-69 and '70-71)
 MOST GOALIES IN A SEASON4 Tony Esposito, Gerry Desjardins, Gilles
 Meloche, Ken Brown (1970-71), and Tony Esposito, Michel Dumas, Mike Veisor,
 Gilles Villemure (1976-77)
 MOST POWER PLAY GOALS IN A GAME BY DEFENSEMAN 2 Doug Wilson
 vs. Vancouver 1-10-82; 2 Bob Murray vs. Detroit 11-21-82
 MOST MINUTES PLAYED BY A ROOKIE GOALTENDER3,763 Tony Esposito
 (1969-70)
 FASTEST GOAL FROM START OF GAME .. 0:09 Gus Bodnar vs. Rangers 2-19-53;
 0:09 Bobby Hull vs. Toronto 12-6-70
 FASTEST TWO GOALS FROM START OF GAME0:33 John Marks at
 Philadelphia (0:14 and 0:33) 11-13-75
 FASTEST TWO GOALS IN A GAME0:06 Jim Pappin vs. Philadelphia
 (2:57 and 3:03) 2-16-72
 FASTEST THREE GOALS IN A GAME 0:21 Bill Mosienko at Rangers
 (6:09, 6:20, 6:30) 3-23-52
 FASTEST THREE ASSISTS IN A GAME0:21 Gus Bodnar at Rangers
 (6:09, 6:20, 6:30) 3-23-52
 MOST SHORTHANDED GOALS IN A GAME, PLAYER2 Eric Nesterenko vs.
 Montreal 3-7-65; 2 Stan Mikita vs. Detroit 3-20-69; 2 Chico Maki vs.
 Buffalo 12-9-70; 2 Darryl Sutter vs. Edmonton 10-18-81
 FASTEST TWO SHORTHANDED GOALS, PLAYER, GAME D. Sutter vs.
 Edmonton 43:12 10-18-81 16:33 (1st) and 19:45 (3rd)
 MOST SHOTS ONE GAME AGAINST
 BLACK HAWK GOALTENDER 83 by Boston at Boston 3-4-41 against Sam
 Lo Presti (27-33-23=83)
 MOST SHOTS ONE PERIOD AGAINST BLACK GOAL GOALTENDER 33 by
 Boston at Boston 3-4-41 against Sam Lo Presti (2nd)
 MOST SAVES ONE GAME BY BLACK HAWK GOALTENDER80 Sam Lo Presti
 at Boston 3-4-41 (27-31-22=80)
 MOST SAVES ONE PERIOD BY A BLACK HAWK GOALTENDER33 Sam Lo
 Presti at Boston 3-4-41 (2nd)

Black Hawks Team Records

REGULAR SEASON

MOST POINTS, ONE SEASON	107 (1970-71 & 1971-72 in 78 games)
MOST GAMES WON, SEASON	49 (1970-71 in 78 games)
MOST GAMES LOST, SEASON	51 (1953-54 in 70 games)
MOST GAMES TIED, SEASON	23 (1973-74 in 78 games)
FEWEST POINTS, SEASON ...	17 (1927-28 in 44 games); 31 (1953-54 in 70 games)
FEWEST GAMES WON, SEASON	7 (1927-28 in 44 games); 7 (1928-29 in 44 games); 12 (1953-54 in 70 games)
FEWEST GAMES LOST, SEASON	14 (1973-74 in 78 games)
FEWEST GAMES TIED, SEASON	3 (1926-27 in 44 games) 3 (1927-28 in 44 games); 3 (1930-31 in 44 games); 3 (1941-42 in 48 games)
MOST GOALS SCORED, SEASON	338 (1982-83 in 80 games)
MOST ASSISTS, SEASON	555 (1982-83 in 80 games)
MOST POINTS SCORED, SEASON	893 (1982-83 in 80 games)
MOST POINTS ONE TEAM, GAME	31 at Philadelphia 1-30-69 (12 goals, 19 assists); 31 vs Hartford 11-23-80 (11 goals, 20 assists)
MOST POINTS ONE TEAM, PERIOD	20 vs Detroit 11-29-72 (7 goals, 13 assists) (3rd)
MOST GOALS ALLOWED, SEASON	363 (1981-82 in 80 games)
FEWEST GOALS SCORED, SEASON ...	33 (1928-29 in 44 games); 133 (1953-54 in 70 games)
FEWEST GOALS ALLOWED, SEASON ..	78 (1930-31 in 44 games); 164 (1973-74 in 78 games)
MOST GOALS SCORED, GAME	12 at Philadelphia (12-0) 1-30-69
MOST GOALS SCORED, PERIOD	7 vs Rangers 1-28-43 (3rd); 7 vs Toronto 12-20-59 (2nd); 7 vs Montreal 4-5-70 (3rd); 7 vs Detroit 11-29-72 (3rd)
MOST GOALS SCORED IN A GAME AT HOME	11 vs Hartford (11-3) 11-23-80
MOST GOALS SCORED IN A GAME ON ROAD	12 at Philadelphia (12-0) 1-30-69
MOST GOALS ALLOWED IN A GAME ...	12 at Toronto (12-4) 3-8-47; 12 at Toronto (12-5) 12-6-47; 12 at Montreal (12-2) 3-10-51; 12 at Montreal (12-1) 1-9-54; 12 at Montreal (12-3) 2-15-75
MOST GOALS ALLOWED IN A GAME AT HOME ...	11 vs Toronto (11-5) 10-29-44
MOST GOALS ALLOWED IN A GAME ON ROAD	12 at Toronto (12-4) 3-8-47; 12 at Toronto (12-5) 12-6-47; 12 at Montreal (12-2) 3-10-51; 12 at Montreal (12-1) 1-9-54; 12 at Montreal (12-3) 2-15-75
MOST GOALS IN A GAME BOTH TEAMS	18 Toronto 10 at Chicago 8 2-20-77; 18 Chicago 8 at Toronto 10 10-15-83
FASTEST GOAL FROM START OF GAME ...	0:09 Gus Bodnar vs Rangers 2-19-53 0:09 Bobby Hull vs Toronto 12-6-70
FASTEST TWO GOALS FROM START OF GAME ..	0:33 John Marks at Philadelphia 11-13-75 (0:14 and 0:33)
FASTEST TWO GOALS ..	0:05 vs Philadelphia 1-1-31 (Victor Desjardins at 1:15 and Frank Ingram at 1:20 of 3rd period)
FASTEST TWO GOALS BY OPPONENT	0:04 Detroit at Chicago (1st) 11-29-53 (Kelly at 14:23 and Reibel at 14:27)
FASTEST THREE GOALS	0:21 Bill Mosienko at Rangers (2nd) 3-23-52 (6:09, 6:20, 6:30); 0:41 vs Atlanta (2nd) 3-24-73 (D. Hull 17:44, Russell 18:06, D. Hull 18:25)
FASTEST THREE GOALS, OPPONENT	0:44 New York Islanders at New York (3rd) 10-27-79
FASTEST FOUR GOALS ..	2:03 vs Boston (3rd) 1-22-61 (Pilote 9:13, Wharram 9:33, Murphy 10:10, Vasko 11:16)
FASTEST FIVE GOALS	6:24 vs Montreal (3rd) 4-5-70 (Martin 10:44, Nesterenko 12:27, Koroll 13:57, B. Hull 14:44, D. Hull 17:08)
FASTEST SIX GOALS	9:13 vs Montreal (3rd) 4-5-70 (Martin 10:44, Nesterenko 12:27, Koroll 13:57, B. Hull 14:44, D. Hull 17:08, Pinder 19:57)
MOST CONSECUTIVE GAMES WON	8 12-9 thru 26, 1971; 8 1-4 thru 21, 1981
MOST CONSECUTIVE GAMES WITHOUT LOSING	15 1-14 thru 2-16-67
MOST CONSECUTIVE GAMES LOST	13 2-25 thru 10-11-51
MOST CONSECUTIVE GAMES WITHOUT A WIN AT HOME ...	15 games 12-16-28 thru 2-28-29
MOST CONSECUTIVE GAMES WITHOUT A WIN	21 games (18 losses, 3 ties); 12-17-50 thru 1-28-51
MOST CONSECUTIVE GAMES TIED	5 11-22 thru 12-3-75
MOST CONSECUTIVE GAMES WON ON ROAD	7 12-9 thru 29, 1964
MOST CONSECUTIVE GAMES WON AT HOME	13 11-11 thru 12-20-70

Black Hawks Team Records

MOST HOME VICTORIES, SEASON	30 (1970-71 in 78 games)
MOST CONSECUTIVE GAMES LOST AT HOME	11 2-8 thru 11-22, 1928
MOST CONSECUTIVE GAMES TIED AT HOME, SEASON ..	4 11-26 thru 12-3, 1975
MOST CONSECUTIVE GAMES WITHOUT A WIN, ROAD	23 12-19-50 thru 10-11-51
MOST CONSECUTIVE GAMES TIED ON ROAD, SEASON	4 12-27-61 thru 1-4-62
HIGHEST TIE SCORE	Chicago 7 at Colorado 7 1-18-77
MOST ROAD VICTORIES, SEASON	21 (1973-74 in 78 games)
FEWEST ROAD WINS, SEASON	5 (1983-84 in 80 games)
MOST CONSECUTIVE GAMES LOST ON ROAD	17 1-2 thru 10-7, 1954
MOST CONSECUTIVE GAMES WITHOUT LOSING, HOME	18 10-11 thru 12-20, 1970 (16 wins, 2 ties)
MOST CONSECUTIVE GAMES WITHOUT LOSING, ROAD	10 12-9 thru 1-13, 1965 (8 wins, 2 ties)
TOTAL TEAM SHUTOUTS	285 (185 at home, 100 on road)
TOTAL SHUTOUTS AGAINST	290 (125 at home, 165 on road)
MOST SHUTOUTS FOR SEASON	15 (1969-70 in 76 games)
MOST SHUTOUTS AGAINST, SEASON	20 (1928-29 in 44 games)
FEWEST SHUTOUTS FOR, SEASON	0 (1948-49, 1954-55, 1980-81)
FEWEST SHUTOUTS AGAINST, SEASON ..	0 (1945-46, 1970-71, 1971-72, 1982-83)
MOST CONSECUTIVE SHUTOUTS FOR, SEASON	4 (1-8 thru 15, 1931)
MOST CONSECUTIVE SHUTOUTS AGAINST, SEASON	8 (2-7 thru 28, 1929)
MOST CONSECUTIVE GAMES WITHOUT BEING SHUTOUT thru 2-21-73)	228 (3-14-70 thru 2-21-73)
MOST CONSECUTIVE GAMES WITHOUT SCORING A SHUTOUT	116 (1-30-80 thru 10-17-82)
LONGEST NON SHUTOUT RECORD (including playoffs)	262 (3-14-70 thru 2-21-73)
MOST CONSECUTIVE SHUTOUTS SCORED, HOME	3 10-13 thru 11-3, 1971; 3 1-19 thru 1-27, 1972
MOST CONSECUTIVE SHUTOUTS AGAINST, HOME	6 2-10 thru 2-28, 1929
MOST CONSECUTIVE SHUTOUTS SCORED, ROAD	3 1-8 thru 1-13, 1931
MOST CONSECUTIVE MINUTES BEING SHUTOUT	621:42 2-5 thru 3-2, 1929
LARGEST SHUTOUT FOR	12-0 at Philadelphia 1-30-69
LARGEST SHUTOUT AGAINST	0-11 at Toronto 11-30-46
MOST SHOTS ON GOAL, GAME	56 vs. Colorado 1-17-79 (18-20-18=56); 56 vs. Calgary 11-8-81 (13-19-24=56)
FEWEST SHOTS ON GOAL, GAME	13 vs. Montreal 12-15-57
MOST SHOTS ON GOAL, PERIOD	27 vs. Toronto 12-20-59 (2nd)
FEWEST SHOTS ON GOAL, PERIOD	1 at St. Louis (1st) 1-4-83 and vs. Boston (1st) 12-31-80 at California (1st) 3-11-73
FEWEST SHOTS, PERIOD, OPPONENT	0 Detroit at Chicago (1st) 12-4-46
MOST POWER PLAY GOALS, SEASON	86 (1982-83)
MOST POWER PLAY GOALS, GAME	5 vs. New York Islanders 12-23-79
MOST POWER PLAY GOALS AGAINST, SEASON	93 (1981-82)
MOST SHORTHANDED GOALS, SEASON	14 in 1964-65 (Nesterenko 6, Hay 2, B. Hull 2, P. Esposito 1, Pilote 1, D. Hull 1, Stanfield 1)
FASTEST TWO SHORTHANDED GOALS, TEAM	0:34 vs. Winnipeg 3-21-84 (Lysiak 9:22, T. Murray 9:56)
MOST 20 OR MORE GOAL SCORERS, SEASON	7 in 1968-69 (B. Hull 58, Mikita 30, Wharram 30, Pappin 30, D. Hull 30, Martin 23, Mohns 22); 7 in 1981-82 (Secord 44, D. Wilson 39, Savard 32, Lysiak 32, Mulvey 30, Sutter 23, Higgins 20)
MOST 30 OR MORE GOAL SCORERS, SEASON	5 in 1968-69 (B. Hull 58, Mikita 30, Pappin 30, Wharram 30, D. Hull 30); 5 in 1981-82 (Secord 44, D. Wilson 39, Savard 32, Lysiak 32, Mulvey 30)
MOST 40 OR MORE GOAL SCORERS, SEASON	2 in 1966-67 (B. Hull 44, Mikita 40); 2 in 1970-71 (B. Hull 44, D. Hull 40); 2 in 1982-83 (Secord 54, Larmer 43)
MOST 50 OR MORE GOAL SCORERS, SEASON	1 in 1961-62 (Bobby Hull 50) 1 in 1965-66 (Bobby Hull 54); 1 in 1966-67 (Bobby Hull 52); 1 in 1968-69 (Bobby Hull 58); 1 in 1971-72 (Bobby Hull 50); 1 in 1982-83 (Al Secord 54)
MOST 100 POINT OR MORE SCORERS, SEASON	1 in 1982-83 (Denis Savard 121); 1 in 1981-82 (Denis Savard 119); 1 in 1968-69 (Bobby Hull 107)

FIRST TWO SCORERS IN INDIVIDUAL

SCORING RACE .. 1948-49 (R. Conacher 68, D. Bentley 66); 1963-64 (S. Mikita 89, B. Hull 87); 1965-66 (B. Hull 97, S. Mikita 78); 1966-67 (S. Mikita 97, B. Hull 80)
MOST THREE GOAL GAMES, SEASON..... 8 in 1968-69 (B. Hull 3, Wharram 2, Pappin 2, Martin 1)
MOST PENALTIES, GAME 24 at Minnesota 3-21-83
MOST PENALTY MINUTES, GAME 117 at Minnesota 3-21-83
MOST PENALTIES, PERIOD 18 at Minnesota 3-21-83 (3rd)
MOST PENALTY MINUTES, PERIOD..... 102 at Minnesota 3-21-83 (3rd)
MOST PENALTY MINUTES, SEASON 1,775 in 1981-82
TOTAL OVERTIME GAMES PLAYED 172 (home 12-17-56-85, road 4-21-62-87)
TOTAL OVERTIME GAMES AT HOME, SEASON 10 in 1931-32
TOTAL OVERTIME GAMES ON ROAD, SEASON 8 in 1933-34 and 1935-36
MOST OVERTIME GAMES, SEASON..... 17 in 1933-34 (9 at home 8 on road)
MOST OVERTIME GAMES WON AT HOME, SEASON... 4 in 1931-32 and 1940-41)
MOST OVERTIME GAMES LOST AT HOME, SEASON 4 in 1929-30
MOST OVERTIME GAMES TIED AT HOME, SEASON 7 in 1933-34
MOST CONSECUTIVE OVERTIME GAMES AT HOME, SEASON..... 2 (many times)
MOST OVERTIME GAMES WON ON ROAD, SEASON 2 in 1926-27
MOST OVERTIME GAMES LOST ON ROAD, SEASON 4 in 1933-34
MOST CONSECUTIVE OVERTIME GAMES ON ROAD, SEASON 4 (12-30-37 to 1-15-38)
MOST OVERTIME GAMES TIED ON ROAD, SEASON..... 7 in 1932-33
MOST CONSECUTIVE OVERTIME GAMES, SEASON 3 (1-8 thru 13, 1929, 2-20 thru 24, 1931, 1-20 thru 25, 1934, 1-11 thru 15, 1938)

BLACK HAWK PENALTY SHOTS

PLAYER	DATE	TEAM	GOALIE	SCORED
Paul Thompson	1-1-36	vs Detroit	Norm Smith	yes
Paul Thompson	2-1-38	at Rangers	Dave Kerr	no
Joe Cooper	12-4-41	vs Montreal	Bert Gardiner	yes
Art Wiebe	1-15-42	at Brooklyn	Earl Robertson	yes
Max Bentley	1-1-42	vs Montreal	Paul Bibeault	no
Jim Conacher	12-4-48	at Toronto	Turk Broda	no
Chico Maki	12-15-68	vs Oakland	Gary Smith	no
Jim Pappin	11-27-71	at Toronto	Bernie Parent	no
Stan Mikita	3-15-72	vs Rangers	Ed Giacomin	no
Pit Martin	11-8-72	vs Islanders	Gerry Desjardins	no
Jim Pappin	10-23-74	vs Washington	Michel Belhumeur	no
Stan Mikita	10-23-74	vs Washington	Michel Belhumeur	no
Cliff Koroll	10-24-76	vs St. Louis	Ed Johnston	yes
Alain Daigle	11-21-76	at Pittsburgh	Dunc Wilson	no
Glenn Sharpley	2-12-81	vs Los Angeles	Mario Lessard	no
Denis Savard	1-10-82	vs Vancouver	Richard Brodeur	no
Denis Savard	1-4-83	at St. Louis	Mike Liut	yes
Rick Paterson	10-15-83	at Toronto	Mike Palmateer	no
Denis Savard	10-23-83	vs Calgary	Don Edwards	no

FASTEST PENALTY SHOT IN NHL HISTORY

FROM START OF GAME 0:12 Maurice Richard Montreal at Chicago 1-1-52
FORFEIT GAMES LOST Chicago 0 at Boston 1 3-14-33
LARGEST ATTENDANCE GAME, HOME ... 20,960 vs Minnesota 4-10-82 (playoffs); 20,345 vs St. Louis 12-26-82; 20,004 vs Boston 2-23-47
SMALLEST ATTENDANCE GAME, HOME 527 vs Cleveland 1-26-78

Black Hawks Individual Records PLAYOFFS

MOST GAMES 155 Stan Mikita
MOST POINTS 150 Stan Mikita (59 goals, 91 assists)
MOST GOALS..... 62 Bobby Hull
MOST POWER PLAY GOALS 22 Bobby Hull in 13 years
MOST ASSISTS 91 Stan Mikita
MOST MINUTES PLAYED BY GOALTENDER IN ONE PLAYOFF YEAR 1,151 Tony Esposito (18 games in 1970-71)
MOST POINTS IN ONE PLAYOFF YEAR 25 Bobby Hull (11 goals, 14 assists in 1970-71)
MOST POINTS BY A ROOKIE IN ONE PLAYOFF YEAR..... 12 Steve Larmer (5 goals, 7 assists in 1982-83)
MOST GOALS ONE PLAYOFF YEAR 11 Bobby Hull 1970-71 in 18 games; 11 Denis Savard 1981-82 in 15 games

MOST ASSISTS ONE PLAYOFF YEAR 15 Stan Mikita in 1961-62 in 12 games
 15 Dennis Hull in 1972-73 in 16 games; 15 Pat Stapleton in 1972-73 in 16 games
MOST POINTS BY A DEFENSESMAN ONE PLAYOFF YEAR 17 Pat Stapleton
 in 1970-71 (3 goals, 14 assists, 18 games); 17 Pat Stapleton in 1972-73 (2 goals,
 15 assists, 16 games)
MOST GOALS BY A DEFENSESMAN IN ONE PLAYOFF YEAR 5 Earl Seibert in
 1937-38 in 10 games; 4 Doug Wilson in 1982-83 in 13 games
MOST ASSISTS BY A DEFENSESMAN IN ONE PLAYOFF YEAR . . . 15 Pat Stapleton
 in 1972-73 in 16 games
MOST POINTS BY A LINE ONE PLAYOFF YEAR 55 Dennis Hull (9-15-24),
 Jim Pappin (8-7-15), Pit Martin (10-6-16) in 1972-73
MOST PENALTY MINUTES ONE PLAYOFF YEAR 66 Al Secord in 1982-83
MOST PENALTY MINUTES ONE PLAYOFF GAME 37 Al Secord 4-9-83 at
 St. Louis (major, minor, misconduct, 2 game misconducts)
MOST PENALTY MINUTES ONE PLAYOFF PERIOD 35 Al Secord 4-9-83 (2nd)
 at St. Louis (major, misconduct, 2 game misconducts)
MOST POINTS IN A QUARTER FINAL OR SEMI FINAL SERIES . . . 13 Stan Mikita
 1961-62 vs Montreal (3-10-13) in 6 games); 13 Bobby Hull 1964-65 vs Detroit
 (8-5-13 in 7 games)
MOST GOALS IN A QUARTER FINAL OR SEMI FINAL SERIES 8 Bobby Hull
 vs Detroit in 1962-63 (5 games); 8 Bobby Hull vs Detroit in 1964-65 (7 games)
MOST ASSISTS IN QUARTER FINAL OR SEMI FINAL SERIES 10 Stan Mikita
 vs Montreal in 1961-62 (6 games)
**MOST CONSECUTIVE PLAYOFF GAMES SCORING AT
 LEAST ONE POINT** 13 Stan Mikita (4-14-61 to 4-19-62, 7 goals, 17 assists)
**MOST CONSECUTIVE PLAYOFF GAMES SCORING AT LEAST ONE POINT IN
 ONE PLAYOFF YEAR** 11 Stan Mikita 3-27 thru 4-19-62 (6 goals, 15 assists)
MOST POINTS IN ONE PLAYOFF GAME 5 Stan Mikita vs St. Louis
 4-4-73 (5 assists)
MOST GOALS IN ONE PLAYOFF GAME 3 Doug Bentley vs Detroit 3-28-44;
 3 Doug Bentley at Detroit 3-30-44; 3 Bobby Hull at Detroit 4-7-63; 3 Jim Pappin at
 Philadelphia 4-11-71; 3 Bobby Hull at Pittsburgh 4-9-72; 3 Dick Redmond vs
 St. Louis 4-4-73; 3 Pit Martin vs St. Louis 4-4-73; 3 Pit Martin vs Montreal 5-10-73;
 3 Denis Savard vs St. Louis 4-19-82
MOST GOALS BY A DEFENSESMAN IN ONE PLAYOFF GAME . . . 2 Earl Seibert vs
 N.Y. Americans 3-26-36; 2 Earl Seibert vs Montreal 3-24-38; 2 Doug Jarrett
 vs Montreal 4-23-68; 2 Pat Stapleton vs Rangers 4-15-73
MOST GOALS IN ONE PLAYOFF PERIOD 2 (held by many players)
MOST ASSISTS IN ONE PLAYOFF GAME 5 Stan Mikita vs St. Louis 4-4-73
MOST ASSISTS IN ONE PLAYOFF PERIOD 3 Pat Stapleton at Montreal
 (1st) 4-29-73
MOST POINTS IN ONE PLAYOFF PERIOD 3 (held by many players)
MOST OVERTIME GOALS 2 Mush March; 2 Paul Thompson; 2 Murray Balfour;
 2 Jim Pappin
MOST OVERTIME GOALS IN ONE PLAYOFF YEAR 2 Mush March in 1933-34
MOST OVERTIME GOALS IN ONE PLAYOFF SERIES 1 (by many players)
MOST POWER PLAY GOALS IN ONE PLAYOFF YEAR 6 Bobby Hull 1970-71
 in 18 games
**MOST THREE OR MORE GOAL GAMES IN ONE
 PLAYOFF YEAR** 2 Doug Bentley 1943-44 (two 3 goal games); 2 Pit Martin
 1972-73 (two 3 goal games)
**LONGEST CONSECUTIVE GOAL SCORING
 STREAK IN ONE PLAYOFF YEAR** 5 games Bobby Hull vs Detroit in 1964-65
**LONGEST CONSECUTIVE GOAL SCORING
 STREAK IN PLAYOFFS** 6 games Bobby Hull vs Detroit (4-9-64 to 4-11-65)
**MOST CONSECUTIVE PLAYOFF GAMES
 WITH AN ASSIST IN ONE PLAYOFF YEAR** 6 Stan Mikita 3-29 thru 4-10-62
MOST POWER PLAY GOALS IN ONE PLAYOFF PERIOD 2 Bobby Hull at
 Philadelphia (3rd) 4-10-71; 2 Pit Martin vs St. Louis (3rd) 4-4-73; 2 Denis Savard
 vs St. Louis (1st) 4-19-82
**MOST 3 OR MORE GOAL GAMES
 IN ONE PLAYOFF SERIES** 2 Doug Bentley in 1944 vs Detroit
FASTEST GOAL FROM START OF PLAYOFF GAME 0:09 Ken Wharram at
 Toronto 4-13-67
**FASTEST 2 GOALS BY ONE PLAYER IN ONE
 PLAYOFF GAME** 0:18 Dick Redmond vs St. Louis 4-4-73 (15:02, 15:20)
**FASTEST 3 GOALS BY ONE PLAYER IN ONE
 PLAYOFF GAME** 7:11 Dick Redmond vs St. Louis 4-4-73 (15:02, 15:20 of 1st
 period and 2:13 of 2nd period)
**MOST CONSECUTIVE PLAYOFF GAMES WITH
 ONE OR MORE ASSISTS** 8 Doug Wilson (May 4, 1982 thru Apr. 15, 1983)

MOST CONSECUTIVE WINS BY A GOALTENDER
IN ONE PLAYOFF YEAR..... 4 Chuck Gardiner 1933-34; 4 Glenn Hall 1961-62;
 4 Denis De Jorjy 1967-68; 4 Tony Esposito 1969-70, 1970-71, 1972-73
LONGEST SHUTOUT SEQUENCE BY A GOALTENDER..... 161:50 Glenn Hall
 in 1961 3-28 (15:36), 4-1 (60), 4-4 (60) 4-6 (36:14)

Black Hawks Team Records

PLAYOFFS

MOST STANLEY CUP CHAMPIONSHIPS 3 (1933-34, 1937-38, 1960-61)
MOST FINAL SERIES APPEARANCES 9 ('30-31, '33-34, '37-38, '43-44, '60-61,
 '61-62, '65-66, '70-71, '72-73)
MOST YEARS IN THE PLAYOFFS 39
MOST CONSECUTIVE FINAL SERIES APPEARANCES 2 (1960-61 and 1961-62)
MOST CONSECUTIVE PLAYOFF APPEARANCES 15 (1969-70 to 1983-84)
TOTAL PLAYOFF SHUTOUTS FOR 22 (15 at home, 7 on road)
TOTAL PLAYOFF SHUTOUTS AGAINST 17 (8 at home, 9 on road)
MOST SHUTOUTS FOR IN ONE PLAYOFF YEAR 2 ('30-31, '33-34, '34-35,
 '37-38, '60-61, '61-62, '70-71, '73-74)
MOST SHUTOUTS AGAINST ONE PLAYOFF YEAR 3 (1964-65)
MOST GOALS IN TWO GAME SERIES 6 vs Montreal Maroons in 1933-34
FEWEST GOALS IN TWO GAME SERIES 0 vs Montreal Maroons 1934-35
MOST GOALS BOTH TEAMS IN TWO GAME SERIES 15 (Boston 10 -
 Chicago 5 in 1926-27)
FEWEST GOALS BOTH TEAMS IN
TWO GAME SERIES 1 (Montreal Maroons 1 - Chicago 0 in 1926-27)
MOST GOALS IN THREE GAME SERIES 12 vs Boston in 1974-75; 12 vs
 St. Louis in 1979-80
FEWEST GOALS IN THREE GAME SERIES 5 vs N.Y. Americans in 1937-38
MOST GOALS BOTH TEAMS IN
THREE GAME SERIES 27 (Boston 15 - Chicago 12 in 1974-75)
FEWEST GOALS BOTH TEAMS IN
THREE GAME SERIES 10 (N.Y. Americans 5 - Chicago 5 in 1937-38)
MOST GOALS IN FOUR GAME SERIES 20 vs Philadelphia in 1970-71
FEWEST GOALS IN FOUR GAME SERIES 3 vs Montreal in 1975-76
 3 vs Islanders in 1978-79
MOST GOALS BOTH TEAMS IN FOUR GAME SERIES 36 (Edmonton 25 -
 Chicago 11 in 1982-83)
FEWEST GOALS BOTH TEAMS IN
FOUR GAME SERIES 16 (Chicago 9 - Detroit 7 in 1933-34) 16 (Montreal 13 -
 Chicago 3 in 1975-76)
MOST GOALS IN FIVE GAME SERIES 22 vs St. Louis in 1972-73;
 22 vs Minnesota in 1982-83
FEWEST GOALS IN FIVE GAME SERIES 8 vs Montreal in 1930-31
MOST GOALS BOTH TEAMS IN FIVE GAME SERIES 38 (Chicago 22 -
 Minnesota 16 in 1982-83)
FEWEST GOALS BOTH TEAMS IN FIVE GAME SERIES 17 (Chicago 10 - Los
 Angeles 7 in 1973-74)
MOST GOALS IN SIX GAME SERIES 23 vs Montreal in 1972-73
 23 vs St. Louis in 1981-82
FEWEST GOALS IN SIX GAME SERIES 10 vs Detroit in 1965-66
MOST GOALS BOTH TEAMS IN SIX GAME SERIES 56 (Montreal 33 -
 Chicago 23 in 1972-73)
FEWEST GOALS BOTH TEAMS IN
SIX GAME SERIES 30 (Chicago 18 - Rangers 12 in 1967-68)
MOST GOALS IN SEVEN GAME SERIES 23 vs Detroit in 1964-65
FEWEST GOALS IN SEVEN GAME SERIES 12 vs Montreal in 1964-65
MOST GOALS BOTH TEAMS IN
SEVEN GAME SERIES 42 (Detroit 24 - Chicago 18 in 1963-64)
 42 (Chicago 23 - Detroit 19 in 1964-65)
FEWEST GOALS BOTH TEAMS IN
SEVEN GAME SERIES 30 (Montreal 18 - Chicago 12 in 1964-65)
MOST GOALS BOTH TEAMS, PERIOD 8 Chicago 5 at Montreal 3 (2nd) 5-8-73
MOST OVERTIME GAMES ONE PLAYOFF YEAR 3 in 1933-34
MOST CONSECUTIVE VICTORIES ONE PLAYOFF YEAR 5 in 1982-83
LONGEST PLAYOFF LOSING STREAK 16 from 4-20-75 to 4-22-79
MOST PENALTY MINUTES BOTH TEAMS, ONE SERIES 560 (Vancouver 285 -
 Chicago 275 in 1981-82)
MOST PENALTIES ONE PLAYOFF SERIES 60 vs Vancouver in 1981-82
MOST PENALTY MINUTES, ONE SERIES 275 vs Vancouver in 1981-82

MOST PENALTY MINUTES BOTH TEAMS, ONE GAME 188 (Vancouver 106 - Chicago 82 4-29-82)
 MOST PENALTY MINUTES, ONE GAME 90 vs Vancouver 4-29-82
 MOST PENALTIES, ONE GAME 19 vs Vancouver 4-29-82
 MOST PENALTIES BOTH TEAMS, ONE PERIOD...28 (Vancouver 13 - Chicago 15 (1st) 5-6-82)
 MOST PENALTY MINUTES BOTH TEAMS, ONE PERIOD 164 (Chicago 83 - Vancouver 81 (1st) 5-6-82)
 MOST PENALTIES, ONE PERIOD 15 vs Vancouver (1st) 5-6-82
 MOST PENALTY MINUTES, ONE PERIOD 83 vs Vancouver (1st) 5-6-82
 MOST GOALS, GAME 8 at Montreal 5-8-73
 MOST GOALS, GAME, OPPONENT 9 Montreal at Montreal 4-18-68
 MOST GOALS, BOTH TEAMS, GAME 15 (Chicago 8 at Montreal 7 5-8-73)
 MOST GOALS, PERIOD 5 vs Rangers (3rd) 4-11-68; 5 at Montreal (2nd) 5-8-73
 MOST GOALS, PERIOD, OPPONENT 5 at Montreal (3rd) 4-18-68, 5 at Boston (2nd) 4-28-74; 5 Buffalo at Chicago (3rd) 4-20-75
 MOST ASSISTS, GAME 12 vs St. Louis 4-4-73; 12 vs Minnesota 4-15-83
 MOST ASSISTS, GAME, OPPONENT 17 at Montreal 4-18-68
 MOST ASSISTS, PERIOD 9 vs Rangers (3rd) 4-11-68
 MOST ASSISTS, PERIOD, OPPONENT 9 at Montreal (3rd) 4-18-68
 MOST POWER PLAY GOALS, GAME 4 vs Detroit 3-28-63
 MOST POWER PLAY GOALS BOTH TEAMS, GAME 6 (Chicago 3 at Boston 3 4-21-74)
 MOST POWER PLAY GOALS BOTH TEAMS, PERIOD 4 (Chicago 1 at Detroit 3 4-4-65 3rd)
 FASTEST GOAL FROM START OF GAME 0:09 at Toronto (Wharram) 4-13-67
 FASTEST TWO GOALS, GAME 0:11 at Boston (2nd) 3-24-42 (Kaleta 10:19, Carse 10:30)
 FASTEST TWO GOALS, GAME, OPPONENT 0:05 at Detroit 4-11-65 (17:35, 17:40 2nd)
 FASTEST THREE GOALS, GAME, 2:36 vs Montreal (1st) 5-3-73 (J.P. Bordeleau 11:44, White 13:20, Mikita 14:20)
 FASTEST THREE GOALS, GAME, OPPONENT 1:29 at Toronto (3rd) 4-7-38
 LONGEST OVERTIME GAME 53:50 at Montreal 4-9-31 (Cy Wentworth)
 SHORTEST OVERTIME GAME 0:12 at Pittsburgh 4-9-72 (Pit Martin)
 MOST SHOTS PLAYOFF GAME 49 vs Toronto 4-15-67 (12-15-22=49)
 MOST SHOTS OVERTIME PLAYOFF GAME..... 65 vs Calgary 4-11-81 (14-19-15-14-3=65)
 MOST SHOTS PLAYOFF GAME, OPPONENT .. 56 at Boston 4-11-75 (19-21-16=56)
 MOST SHORTHANDED GOALS ONE PLAYOFF YEAR 3 in 1972-73
 MOST SHORTHANDED GOALS BOTH TEAMS, GAME 2 vs Montreal 5-3-73; 2 vs Minnesota 4-20-83
 MOST SHORTHANDED GOALS BOTH TEAMS, SERIES..... 3 vs Montreal 1 Chicago 2 1972-73
 MOST SHORTHANDED GOALS, SERIES..... 2 vs Montreal 1972-73 2 vs Minnesota 1982-83
 MOST SHORTHANDED GOALS, GAME ... 2 vs Montreal 5-3-73 (White and Mikita); 2 vs Minnesota 4-20-83 (Wilson and Paterson)
 MOST SHORTHANDED GOALS, PERIOD 2 vs Montreal 5-3-73 (1st) (White and Mikita)
 MOST SHORTHANDED GOALS, PERIOD, OPPONENT 2 at Edmonton (3rd) 4-24-83 (Kurri 2)
 MOST SHOTS, PERIOD ... 24 vs Detroit (3rd) 4-14-61; 24 vs Buffalo (2nd) 4-20-80
 MOST SHOTS, PERIOD, OPPONENT 26 Montreal at Chicago (1st) 3-28-61
 BLACK HAWKS LONGEST SHUTOUT SEQUENCE 161:50 in 1960-61
 OPPONENT'S LONGEST SHUTOUT SEQUENCE.... 192:50 by Islanders in 1978-79
 LARGEST SHUTOUT AT HOME 4-0 vs Montreal 3-24-38; 4-0 vs Detroit 4-13-65
 LARGEST SHUTOUT ON ROAD 4-0 at Boston 3-24-42
 LARGEST SHUTOUT AT HOME BY OPPONENT 7-0 by Detroit 4-10-66
 LARGEST SHUTOUT ON ROAD BY OPPONENT..... 6-0 by Montreal 4-27-65

BLACK HAWKS PENALTY SHOTS IN PLAYOFFS

PLAYER	DATE	TEAM	GOALIE	SCORED
Virgil Johnson	4-13-44	at Montreal	Bill Durnan	no
Mike Walton	4-20-79	vs Islanders	Glenn Resch	no

OPPONENT PENALTY SHOTS IN PLAYOFFS

PLAYER	DATE	TEAM	GOALIE	SCORED
Frank Mahovlich	5-16-71	at Montreal	Tony Esposito	no

LONGEST OVERTIME GAME, HOME 52:12 vs Montreal 3-26-61 (Murray Balfour) (2-1)

LONGEST OVERTIME GAME, ROAD 53:50 at Montreal 4-9-31 (Cy Wentworth) (3-1)

SHORTEST OVERTIME GAME, HQME .. 2:31 vs Buffalo 4-17-75 (Stan Mikita) (5-4)

SHORTEST OVERTIME GAME, ROAD .. 0:12 at Pittsburgh 4-9-72 (Pit Martin) (6-5)

GAMES WON IN FIRST OVERTIME 12 (7 at home 5 on road)

GAMES LOST IN FIRST OVERTIME 12 (5 at home 7 on road)

GAMES WON IN SECOND OVERTIME 5 (4 at home 1 on road)

GAMES LOST IN SECOND OVERTIME 3 (2 at home 1 on road)

GAMES WON IN THIRD OVERTIME 2 (1 at home 1 on road)

GAMES LOST IN THIRD OVERTIME 1 (0 at home 1 on road)



DRAFT CHOICES BY THE BLACK HAWKS

1984

	Drafted
1—Ed Olczyk	3
2—Trent Yawney	45
3—Tom Eriksson	66
4—Timo Lehtonen	90
5—Darin Sceviour	101
6—Chris Clifford	111
7—Mike Stapleton	132
8—Glen Greenough	153
9—Ralph Di Fiori	174
10—Joakim Persson	195
11—Bill Brown	216
12—Dan Williams	237

1983

	Drafted
1—Bruce Cassidy, Defense	18
2—Wayne Presley, Right Wing	39
3—Marc Bergevin, Defense	60
4—Tarek Howard, Defense	81
5—Kevin Robinson, Left Wing	102
6—Jari Torkki, Left Wing	119
7—Mark Lavarre, Right Wing	123
8—Scot Birnie, Right Wing	144
9—Kevin Paynter, Defense	165
10—Brian Noonan, Center	186
11—Domenic Hasek, Goal	207

12—Steve Pepin, Center

228

1982

	Drafted
1—Ken Yaremchuk, Center	7
2—Rene Badeau, Defense	28
3—Tom McMurchy, Right Wing	49
4—Bill Watson, Right Wing	70
5—Brad Beck, Defense	91
6—Mark Hatcher, Defense	112
7—Jay Ness, Center	133
8—Jeff Smith, Left Wing	154
9—Phil Patterson, Right Wing	175
10—Jim Camazzola	196
11—Mike James, Defense	217
12—Bob Andrea, Defense	238

1981

	Drafted
1—Tony Tanti, Right Wing	12
2—Kevin Griffin, Left Wing	25
3—Darrel Anholt, Defense	54
4—Perry Pelensky, Right Wing	75
5—Doug Chessel, Goal	96
6—Bill Schafauser, Defense	117
7—Mark Centrone, R W	138
8—Johan Mellstrom, RW	159
9—John Bennis, RW	180
10—Sylvain Roy, Defense	201

BLACK HAWK SCOUTS



DON SMITH



JIM WALKER



MIKE DUMAS



JAN SPIECZNY



DAVE LUCAS



JIM PAPPIN

DRAFT CHOICES BY THE BLACK HAWKS

1980	Drafted
1—Savard, Denis, Center	3
2—Dupont, Jerome, Defense	18
3—Ludzik, Steve, Forward	22
4—Solheim, Ken, Forward	24
5—Dawes, Lenny, Defense	36
6—Murray, Troy, Defense	51
7—Frere, Marcel, Forward	52
8—Wilson, Carey, Forward	67
9—Shaw, Brian, Forward	78
10—Ginnell, Kevin, Forward	99
11—Larmer, Steve, Forward	120
12—Simpson, Sean, Forward	141
13—Ralph, Jim, Goal	162
14—Dietrich, Don, Defense	183
15—Frawley, Dan, Forward	204

1979	Drafted
1—Brown, Keith, Defense	7
2—Trimper, Tim, Left Wing	28
3—Gardner, Bill, Center	49
4—Begin, Lou, Left Wing	70
5—Loveday, Lowell, Defense	91
6—Crossman, Doug, Defense	112

1978	Drafted
1—Tim Higgins, Right Wing	10
2—Doug Lecuyer, Left Wing	29
3—Rick Paterson, Center	46
4—Brian Young, Defense	63
5—Mark Murphy, Left Wing	79
6—Dave Feamster, Defense	96
7—Dave Mancuso, Defense	113
8—Sandy Ross, Defense	130
9—Mark Locken, Goal	147
10—Glen Van, Defense	164
11—Darryl Sutter, Center	179

1977	Drafted
1—Wilson, Doug, Defense	6
2—Savard, Jean, Center	19
3—Ireland, Randy, Goal	60
4—Platt, Gary, Defense	78
5—O'Callahan, Jack, Defense	94
6—Lahache, Floyd, Defense	112
7—Geiger, Jeff, Defense	129
8—Ough, Stephen, Defense	144

1976	Drafted
1—Cloutier, Real, Right Wing	9
2—McDill, Jeff, Right Wing	27
3—Gradin, Thomas, Center	45
4—DeBol, Dave, Center	63
5—McDonald, Terry, Center	81
6—Peterson, John, Goal	99
7—Rothstein, John, R W	115

1975	Drafted
1—Vaydik, Greg, Center	7
2—Arndt, Daniel, Left Wing	25
3—O'Connell, Mike, Defense	43
4—Giroux, Pierre-Yves, Center	61
5—Hoffmeyer, Bob, Defense	79
6—Ulseth, Tom, Right Wing	97
7—Bulley, Ted, Left Wing	115
8—Jensen, Paul, Defense	133

1974	Drafted
1—Mulvey, Grant, Right Wing	16
2—Daigle, Alain, RW	34
3—Murray, Bob, Defense	52
4—Ruskowski, Terry, Center	70
5—Logan, Dave, Defense	88
6—Volpe, Bob, Goalie	106
7—Mio, Edward, Goalie	124
8—St. Cyr, Mike, Defense	141
9—Colp, Stephen, Center	158
10—Fraser, Rick, Defense	173
11—Bernier, Jean, Defense	188
12—Byers, Dwane, RW	200
13—Ing, Glen, Right Wing	210

1973	Drafted
1—Rota, Darcy, Left Wing	13
2—Thomas, Reg, Center	29
3—Holt, Randy, Defense	45
4—Elliott, Dave, Left Wing	61
5—Hinton, Dan, Left Wing	77
6—Doerksen, Gary	93
7—Dye, Wayne	109
8—Koleff, Jim, Center	125
9—Johnson, Jack	140
10—Alley, Steve	141
11—Clubbe, Rick	156
12—Strate, Gene	165

1972	Drafted
1—Russell, Phil, Defense	13
2—Ogilvie, Brian, Center	29
3—Veisor, Mike, Goalie	45
4—Peluso, Tom, Center	61
5—Giroux, Rejean, Right Wing	77
6—Palmer, Rob, Center	93
7—Smith, Terry, Center	107
8—Reay, Jr., Billy	123
9—Donaldson, Gary, Center	139

1971	Drafted
1—Spring, Dan, Center	12
2—Kryskow, Dave, Left Wing	26
3—Peppler, Bob, Left Wing	40
4—Simon, Clyde, Right Wing	54
5—Blais, Dean	68
6—Johnson, Jim	82

1970	Drafted
1—Maloney, Dan, Left Wing	14
2—Archangeault, M., Left Wing	28
3—Frig, Len, Defense	42
4—Ledingham, W., Left Wing	56
5—Meloche, Gilles, Goalie	70

1969	Drafted
1—Bordeleau, Jean-Pierre, RW	13
2—Romanchych, Larry, Center	24
3—Black, Milt, Right Wing	36
4—Maggs, Darryl, Defense	48
5—Baumgartner, Mike, Defense	60
6—Hudson, Dave, Center	72

1968	Drafted
1—Marks, John, Defense	9

BLACK HAWKS SHUT-OUTS

GOALTENDER	SEASON	SHUTOUTS	PLAYOFF
HUGH LEHMAN	1926-28	6	0
CHUCK GARDINER	1927-34	43	5
LORNE CHABOT	1934-35	8	1
MIKE KARAKAS	1935-39 †		
	1943-46	28	3
ALF MOORE	1938	0	0
PAUL GOODMAN	1939-41	6	0
SAM LoPRESTI	1940-42	4	1
WILLIAM DICKIE	1941-42	0	0
WILBERT GARDINER	1942-43	1	0
HEC HIGHTON	1943-44	0	0
DOUG STEVENSON	1944-46	0	0
PAUL BIBEAULT	1946-47	1	0
EMILE FRANCIS	1946-48	1	0
DOUG JACKSON	1947-48	0	0
JIM HENRY	1948-49	0	0
FRANK BRIMSEK	1949-50	5	0
RALPH ALMAS	1950-51	0	0
HARRY LUMLEY	1950-52	5	0
MORRIS ROBERTS	1951-52	0	0
AL ROLLINS	1952-57	17	0
JOHN GELINEAU	1953-54	0	0
JOHN MAROIS	1953-54	0	0
RAY FREDERICK	1954-55	0	0
HANK BASSEN	1954-60	1	0
GLEN HALL	1957-67	51	5
DENIS DeJORDY	1962-70	13	0
DAVE DRYDEN	1965-69	4	0
JACK NORRIS	1967-69	1	0
**TONY ESPOSITO	1969-84	74	6
GERRY DESJARDINS	1969-72	0	0
GILLES MELOCHE	1970-71	0	0
GARY SMITH	1971-73	5	1
MIKE VEISOR	1973-78	3	0
ED JOHNSTON	1977-78	0	0
MURRAY BANNERMAN	1980—	7	—
TEAM TOTALS		284	22

**Esposito and Dumas shared shut-out Feb. 23, 1975 against Atlanta.

REGULAR SEASON TEAM MILESTONES

GAMES PLAYED	WINS	LOSSES	TIED	GOALS FOR	GOALS ALLOWED
3726	1491	1633	602	10,813	11,132

TOTAL TEAM SHUTOUTS

1926 Thru 1984 — 284

CHICAGO BLACK HAWKS PLAYOFF OVERTIME GOALS

DATE	SERIES	VS.	SITE	SCORER	TIME	FINAL SCORE	SERIES WINNER
3-26-30	QF	Mtl.	Mtl.	Howie Morenz	51:43	2-3	Mtl.
3-26-31	QF	Tor.	Chi.	Stewart Adams	19:20	2-1	Chi.
4-5-31	F	Mtl.	Chi.	John Gottselig	24:50	2-1	Mtl.
4-9-31	F	Mtl.	Mtl.	Cy Wentworth	53:50	3-2	Mtl.
3-25-34	QF	Mtl.	Chi.	Mush March	11:05	2-1	Chi.
4-3-34	F	Det.	Det.	Paul Thompson	21:05	2-1	Chi.
4-10-34	F	Det.	Chi.	Mush March	30:05	1-0	Chi.
3-26-35	QF	Mtl.M	Chi.	Baldy Northcott	4:02	0-1	Mtl.M.
3-26-38	QF	Mtl.	Mtl.	Paul Thompson	11:49	3-2	Chi.
3-31-38	SF	NY A.	Chi.	Cully Dahlstrom	33:01	1-0	Chi.
3-19-40	QF	Tor.	Tor.	Syl Apps	6:35	2-3	Tor.
3-22-41	QF	Mtl.	Mtl.	Charlie Sands	34:04	3-4	Chi.
3-30-41	SF	Det.	Chi.	Gus Giesebrecht	9:15	1-2	Det.
3-22-42	QF	Bos.	Chi.	Des Smith	9:51	2-1	Bos.
4-13-44	F	Mtl.	Mtl.	Toe Blake	9:12	4-5	Mtl.
3-29-53	SF	Mtl.	Chi.	Al Dewsbury	5:18	2-1	Mtl.
3-26-60	SF	Mtl.	Mtl.	Doug Harvey	8:38	3-4	Mtl.
3-26-61	SF	Mtl.	Chi.	Murray Balfour	52:12	2-1	Chi.
4-2-64	SF	Det.	Det.	Murray Balfour	8:21	3-2	Det.
4-28-68	SF	Mtl.	Mtl.	Jacques Lemaire	2:14	3-4	Mtl.
4-18-71	SF	NY	Chi.	Pete Stenkowski	1:37	1-2	Chi.
4-27-71	SF	NY	Chi.	Bobby Hull	6:35	3-2	Chi.
4-29-71	SF	NY	NY	Pete Stenkowski	41:29	2-3	Chi.
5-4-71	F	Mtl.	Chi.	Jim Pappin	21:11	2-1	Mtl.
4-9-72	QF	Pitt.	Pitt.	Pit Martin	00:12	6-5	Chi.
4-23-74	SF	Bos.	Chi.	Jim Pappin	3:48	4-3	Bos.
4-10-75	Prelim	Bos.	Chi.	Ivan Boldirev	7:33	4-3	Chi.
4-17-75	QF	Buf.	Chi.	Stan Mikita	2:31	5-4	Buf.
4-19-78	QF	Bos.	Bos.	Terry O'Reilly	1:50	3-4	Bos.
4-21-78	QF	Bos.	Chi.	Peter McNab	10:17	3-4	Bos.
4-18-79	QF	NY I.	NY	Mike Bossy	2:31	0-1	NY I.
4-8-80	Prelim	St. L.	Chi.	Doug Lecuyer	12:34	3-2	Chi.
4-11-81	Prelim	Calg.	Chi.	Willi Plett	35:17	5-4	Calg.
4-7-82	SF	Minn.	Minn.	Greg Fox	3:34	3-2	Chi.
4-21-82	DF	St. L.	St. L.	Bernie Federko	3:28	2-3	Chi.
4-27-82	CF	Van.	Chi.	Jim Nill	28:58	3-2	Chi.
4-18-83	QF	Minn.	Chi.	Rich Preston	10:34	4-3	Chi.

Legend: Mtl.—Montreal Canadiens NY A—New York Americans
 Mtl.M—Montreal Maroons NY I—New York Islanders
 NY—New York Rangers CF—Conference Finals
 DF—Division Finals

CHICAGO BLACK HAWKS PLAYOFF RECORD IN OVERTIME

OVER-ALL				HOME				ROAD			
GP	W	L	T	GP	W	L	T	GP	W	L	T
37	19	16	2	20	12	7	1	17	7	9	1

last home game 4-27-82

last road game 4-18-83

STANLEY CUP WINNING GOALS SCORED BY HAWKS

					Score	Series Win
1934	Mush March	.Vs.	Detroit	OT	30:05	1-0
1938	Carl Voss	.Vs.	Toronto	2nd	16:45	4-1
1961	Ab McDonald	.Vs.	Detroit	2nd	18:49	5-1

BLACK HAWK LIFETIME LEADERS

(IN CHICAGO UNIFORM ONLY)

GOALS

B. HULL	604	I. BOLDIREV	140
S. MIKITA	541	D. SAVARD	132
D. HULL	298	T. LYSIAK	119
W. MOSIENKO	258	P. THOMPSON	118
K. WHARRAM	252	R. HAMILL	118
P. MARTIN	243	D. ROTA	117
D. BENTLEY	217	D. MOHNS	116
J. PAPPIN	216	D. SUTTER	116
C. KOROLL	208	A. SECORD	115
E. NESTERENKO	207	W. HAY	113
J. GOTTSSELIG	176	D. WILSON	113
E. LITZENBERGER	153	J. MARKS	112
H. MARCH	153	M. BENTLEY	108
C. MAKI	149	R. MURPHY	105
G. MULVEY	148	R. CONACHER	102

ASSISTS

S. MIKITA	926	J. GOTTSSELIG	195
B. HULL	549	I. BOLDIREV	195
P. PILOTE	400	D. JARRETT	178
P. MARTIN	384	P. RUSSELL	176
D. HULL	342	J. MARKS	163
D. BENTLEY	314	D. MOHNS	161
C. MAKI	292	D. REDMOND	156
W. MOSIENKO	288	E. VASKO	153
E. NESTERENKO	288	B. WHITE	149
P. STAPLETON	286	M. BENTLEY	146
W. HAY	283	P. THOMPSON	146
K. WHARRAM	281	G. GEE	142
D. SAVARD	277	G. BODNAR	141
D. WILSON	271	E. SEIBERT	141
C. KOROLL	254	D. ROMNES	137
B. MURRAY	234	T. RUSKOWSKI	136
H. MARCH	230	G. MULVEY	133
J. PAPPIN	228	R. MURPHY	127
T. LYSIAK	226	R. CONACHER	125
E. LITZENBERGER	203	K. BROWN	124

CAREER TOTAL POINTS

S. MIKITA	1,467	T. LYSIAK	345
B. HULL	1,153	I. BOLDIREV	335
D. HULL	640	B. MURRAY	333
P. MARTIN	627	P. STAPLETON	327
W. MOSIENKO	550	G. MULVEY	281
K. WHARRAM	533	D. MOHNS	275
D. BENTLEY	531	J. MARKS	275
E. NESTERENKO	495	P. THOMPSON	264
P. PILOTE	477	M. BENTLEY	254
C. KOROLL	462	G. GEE	243
J. PAPPIN	444	R. MURPHY	232
C. MAKI	441	G. BODNAR	230
D. SAVARD	409	D. ROTA	227
W. HAY	386	D. REDMOND	227
D. WILSON	384	R. CONACHER	227
H. MARCH	383	D. JARRETT	216
J. GOTTSSELIG	371	E. SEIBERT	210
E. LITZENBERGER	356	R. PRESTON	206

PLAYOFF RECORDS

GOALS		ASSISTS		TOTAL POINTS	
B. HULL	62	S. MIKITA	91	S. MIKITA	150
S. MIKITA	59	B. HULL	66	B. HULL	128
J. PAPPIN	33	P. PILOTE	52	D. HULL	67
D. HULL	33	P. STAPLETON	39	J. PAPPIN	67
P. MARTIN	27	C. MAKI	36	P. PILOTE	60
D. SAVARD	20	D. HULL	34	P. MARTIN	57
C. KOROLL	19	J. PAPPIN	34	C. MAKI	53
		D. WILSON	34		

BLACK HAWKS ALL-TIME WON-LOST RECORD

COMPLETE SEASON

YEAR		WON	LOST	TIED	FIN.	GF	GA
1926-27	Peter Muldoon	19	22	3	3	115	116
1927-28	B. Stanley, Hugh Lehman	7	34	3	5	68	134
1928-29	Herb Gardiner	7	29	8	5	33	85
1929-30	T. Shaughnessy, Bill Tobin	21	18	5	2	117	111
1930-31	Dick Irvin	24	17	3	2	108	78
1931-32	Dick Irvin, Bill Tobin	18	19	11	2	86	101
1932-33	G. Matheson, E. Iverson	16	20	12	4	88	101
*1933-34	Tom Gorman	20	17	11	2	88	83
1934-35	Clem Loughlin	26	17	5	2	118	88
1935-36	Clem Loughlin	21	19	8	3	93	92
1936-37	Clem Loughlin	14	27	7	4	99	131
*1937-38	Bill Stewart	14	25	9	3	97	139
1938-39	Bill Stewart, P. Thompson	12	28	8	7	91	132
1939-40	Paul Thompson	23	19	6	4	112	120
1940-41	Paul Thompson	16	25	7	5	112	139
1941-42	Paul Thompson	22	23	3	4	145	155
1942-43	Paul Thompson	17	18	15	5	179	180
1943-44	Paul Thompson	22	23	5	4	178	187
1944-45	Thompson, J. Gottselig	13	30	7	5	141	194
1945-46	John Gottselig	23	20	7	3	200	178
1946-47	John Gottselig	19	37	4	6	193	274
1947-48	Gottselig, C. Conacher	20	34	6	6	195	225
1948-49	Charles Conacher	21	31	8	5	173	211
1949-50	Charles Conacher	22	38	10	6	203	244
1950-51	Ebbie Goodfellow	13	47	10	6	171	280
1951-52	Ebbie Goodfellow	17	44	9	6	158	241
1952-53	Sid Abel	27	28	15	4	169	175
1953-54	Sid Abel	12	51	7	6	133	242
1954-55	Frank Eddolls	13	40	17	6	161	235
1955-56	Dick Irvin	19	39	12	6	155	216
1956-57	Tom Ivan	16	39	15	6	169	225
1957-58	Tom Ivan, Rudy Pilous	24	39	7	5	163	202
1958-59	Rudy Pilous	28	29	13	3	197	208
1959-60	Rudy Pilous	28	29	13	3	191	180
*1960-61	Rudy Pilous	29	24	17	3	198	180
1961-62	Rudy Pilous	31	26	13	3	217	186
1962-63	Rudy Pilous	32	21	17	2	194	178
1963-64	Bill Reay	36	22	12	2	218	169
1964-65	Bill Reay	34	28	8	3	224	176
1965-66	Bill Reay	37	25	8	2	240	187
1966-67	Bill Reay	41	17	12	1	264	170
1967-68	Bill Reay	32	26	16	4	212	222
1968-69	Bill Reay	34	33	9	6	280	246
1969-70	Bill Reay	45	22	9	1	250	170
1970-71	Bill Reay	49	20	9	1	277	184
1971-72	Bill Reay	46	17	15	1	256	166
1972-73	Bill Reay	42	27	9	1	284	225
1973-74	Bill Reay	41	14	23	2	272	164
1974-75	Bill Reay	37	35	8	3	268	241
1975-76	Bill Reay	32	30	18	1	254	261
1976-77	Bill Reay, Bill White	26	43	11	3	240	298
1977-78	Bob Pulford	32	29	19	1	230	220
1978-79	Bob Pulford	29	36	15	1	244	277
1979-80	Eddie Johnston	34	27	19	1	241	250
1980-81	Keith Magnuson	31	33	16	2	304	315
1981-82	Keith Magnuson, Bob Pulford ..	30	38	12	4	332	363
1982-83	Orval Tessier	47	23	10	1	338	268
1983-84	Orval Tessier	30	42	8	4	277	311

*Stanley Cup Champions

Black Hawk Trophy Winners



CALDER TROPHY
(Outstanding Rookie)

- 1936 MIKE KARAKAS
- 1938 CARL DAHLSTROM
- 1955 ED LITZENBERGER
- 1960 WILLIAM HAY
- 1970 ANTHONY ESPOSITO
- 1983 STEVE LARMER



LADY BING TROPHY
(Gentlemanly Player)

- 1936 ELWIN ROMNES
- 1943 MAX BENTLEY
- 1944 CLINT SMITH
- 1945 BILL MOSIENKO
- 1964 KEN WHARRAM
- 1965 BOBBY HULL
- 1967 STAN MIKITA
- 1968 STAN MIKITA



NORRIS TROPHY
(Outstanding Defenseman)

- 1963 PIERRE PILOTE
- 1964 PIERRE PILOTE
- 1965 PIERRE PILOTE
- 1982 DOUG WILSON

MASTERTON TROPHY
(Sportsmanship)

- 1970 PIT MARTIN



HART TROPHY
(Most Valuable Player)

- 1946 MAX BENTLEY
- 1954 AL ROLLINS
- 1965 BOBBY HULL
- 1966 BOBBY HULL
- 1967 STAN MIKITA
- 1968 STAN MIKITA



ART ROSS TROPHY
(Highest Point Total)

- 1943 DOUG BENTLEY
- 1946 MAX BENTLEY
- 1947 MAX BENTLEY
- 1949 ROY CONACHER
- 1960 BOBBY HULL
- 1962 BOBBY HULL
- 1964 STAN MIKITA
- 1965 STAN MIKITA
- 1966 BOBBY HULL
- 1967 STAN MIKITA
- 1968 STAN MIKITA



VEZINA TROPHY
(Goaltenders)

- 1932 CHARLES GARDINER
- 1934 CHARLES GARDINER
- 1935 LORNE CHABOT
- 1963 GLENN HALL
- 1967 GLENN HALL
- DENIS DE JORDY
- 1970 ANTHONY ESPOSITO
- 1972 ANTHONY ESPOSITO
- GARY SMITH
- 1974 ANTHONY ESPOSITO
(Shared with Bernie
Parent of Philadelphia)

1983-84 NHL TROPHY WINNERS

HART (MVP)
ROSS (Scoring)



WAYNE GRETZKY
(Edmonton)

LADY BYNG
(Sportsmanship)



MIKE BOSSY
(NY Islanders)

MASTERTON
(Sportsmanship)



BRAD PARK
(Detroit)

SELKE
(Defensive Forward)



DOUG JARVIS
(Washington)

NORRIS
(Defenseman)



ROD LANGWAY
(Washington)

CALDER (Rookie)
VEZINA
(Goaltending)



TOM BARRASSO
(Buffalo)

SMYTHE
(M.V.P.-Playoffs)



MARK MESSIER
(Edmonton)

ADAMS
(Coach)



BRYAN MURRAY
(Washington)

1983-84 NHL ALL-STARS

FIRST TEAM

Tom Barrasso, Buffalo
Rod Langway, Washington
Ray Bourque, Boston
Wayne Gretzky, Edmonton
Michel Goulet, Quebec
Mike Bossy, NY Islanders

Goal
Defense
Defense
Center
Left Wing
Right Wing

SECOND TEAM

Pat Riggin, Washington
Paul Coffey, Edmonton
Denis Potvin, NY Islanders
Bryan Trottier, NY Islanders
Mark Messier, Edmonton
Jari Kurri, Edmonton

1983-84 HAWKS vs NHL TEAMS

BOSTON

10-25-83	at	Chicago	Chi-5	Bos-1	Bannerman & Peeters
12-17-73	at	Boston	Chi-5	Bos-2	Bannerman & Peeters
12-18-83	at	Chicago	Chi-1	Bos-5	Esposito & Peeters

Home		1-1-0					Road					1-0-0					Totals					2-1-0				
Black Hawks		GP	G	A	TP	PIM	Boston					GP	G	A	TP	PIM										
Savard	3	2	2	4	0	O'Connell	3	0	5	5	4															
Larmer	3	1	3	4	0	Krushelnyski	3	2	1	3	2															
Preston	3	1	3	4	5	Markwart	3	1	2	3	2															
Brown	3	1	1	2	4	Fergus	3	1	2	3	0															
Murray, B.	3	1	1	2	0	Pederson	3	1	1	2	0															
Sutter	3	1	1	2	2	Middleton	3	1	1	2	0															
Ludzik	3	1	1	2	0	Crowder, K.	3	1	0	1	7															
Wilson, D.	3	0	2	2	2	Gillis	2	1	0	1	0															
Wilson, B.	3	0	2	2	2	Bourque	3	0	1	1	0															
Gardner	3	1	0	1	0	Crowder, B.	1	0	1	1	0															
Marsh	3	1	0	1	0	La Pointe	3	0	0	0	5															
Murray, T.	1	1	0	1	0	Kluzak	3	0	0	0	2															
Fraser	1	0	1	1	0	Schoenfeld	1	0	0	0	2															
Cyr	2	0	1	1	7	Hillier	3	0	0	0	2															
O'Callahan	3	0	0	0	4	Milbury	3	0	0	0	4															
Yaremchuk	3	0	0	0	2	McNab	3	0	0	0	0															
Fox	1	0	0	0	0	Kasper	1	0	0	0	2															
Lysiak	1	0	0	0	0	MacTavish	3	0	0	0	2															
Secord	1	0	0	0	0	Dufour	1	0	0	0	0															
Boyd	2	0	0	0	0	Silk	2	0	0	0	0															
Feamster	2	0	0	0	2	O'Reilly	2	0	0	0	0															
Higgins	2	0	0	0	2	Peeters	3	0	0	0	2															
Paterson	2	0	0	0	0	Cheevers					10															

GOALTENDERS

Black Hawks							Boston						
GP	MINS	GA	SO	EN	GAA		GP	MINS	GA	SO	EN	GAA	
Bannerman	2	120	3	0	0	1.50	Peeters	3	180	10	0	1	3.33
Esposito	1	60	5	0	0	5.00							

BUFFALO

11-25-83	at	Buffalo	Chi-2	Buff-5	Bannerman & Barrasso
12-7-83	at	Chicago	Chi-4	Buff-2	Bannerman & Barrasso/Sauve
2-29-84	at	Chicago	Chi-4	Buff-3	Janecyk & Sauve

Home		2-0-0					Road					0-1-0					Totals					2-1-0				
Black Hawks		GP	G	A	TP	PIM	Buffalo					GP	G	A	TP	PIM										
Brown	3	1	3	4	2	Housley	3	3	2	5	0															
Sutter	3	3	0	3	4	Tucker	2	2	1	3	2															
Murray, T.	2	2	1	3	0	Perreault	3	1	2	3	0															
Gardner	3	1	1	2	0	Cloutier	3	0	2	2	0															
Ludzik	3	0	2	2	0	Ruff	3	0	2	2	4															
Savard	3	0	2	2	4	Virta	3	1	0	1	0															
Bannerman	2	0	2	2	2	Ramsey	2	1	0	1	4															
Fraser	1	1	0	1	0	Ramsay	3	1	0	1	0															
Higgins	1	1	0	1	0	Cyr	3	1	0	1	5															
Marsh	2	1	0	1	0	Verrett	1	0	1	1	0															
Fox	1	0	1	1	0	Peterson	1	0	1	1	0															
Feamster	3	0	1	1	2	Foligno	3	0	1	1	4															
Murray, B.	3	0	1	1	9	Moller	2	0	1	1	5															
Wilson, D.	3	0	1	1	2	Hamel	3	0	1	1	0															
Larmer, S.	3	0	1	1	2	Wiemer	2	0	1	1	0															
Wilson, B.	2	0	1	1	2	Andreychuk	3	0	1	1	2															
Cyr	1	0	1	1	0	Hajt	3	0	0	0	2															
Larmer, J.	1	0	1	1	2	Playfair	3	0	0	0	6															
O'Callahan	3	0	0	0	7	McKenna	3	0	0	0	0															

GOALTENDERS

Black Hawks							Buffalo						
GP	MINS	GA	SO	EN	GAA		GP	MINS	GA	SO	EN	GAA	
Bannerman	2	120	7	0	0	3.50	Barrasso	2	119	6	0	0	3.03
Janecyk	1	60	3	0	0	3.00	Sauve	2	61	4	0	0	3.93

EDMONTON

11-13-83	at	Chicago	Chi-5	Edm-3	Esposito & Fuhr
1-11-84	at	Chicago	Chi-3	Edm-5	Esposito & Moog
3-7-84	at	Edmonton	Chi-4	Edm-7	Bannerman & Fuhr

		Home					Road					Totals						
		1-1-0					0-1-0					1-2-0						
	GP	G	A	TP	PIM		GP	G	A	TP	PIM		GP	G	A	TP	PIM	
Black Hawks						Edmonton												
Larmer, S.	3	3	2	5	0	Kurri	2	4	1	5	2		5	7	3	6	7	
Gardner	3	2	2	4	0	Gretzky	3	1	4	5	7		6	12	7	12	14	
Savard	2	1	3	4	0	Messier	3	1	4	5	2		6	2	8	7	4	
Feamster	2	3	0	3	0	Coffey	3	1	2	3	11		6	3	5	4	11	
Wilson, D.	2	1	2	3	2	Lowe	3	0	3	3	0		6	3	5	3	0	
Murray, B.	3	0	2	2	4	Huddy	3	0	3	3	2		6	3	5	3	2	
Wilson, B.	2	0	2	2	2	Linseman	2	0	3	3	0		4	3	5	3	0	
Dietrich	2	0	2	2	0	Hunter	3	2	0	2	2		6	2	2	2	2	
Paterson	3	1	0	1	0	Lindstrom	3	2	0	2	2		6	4	2	2	2	
Cyr	1	1	0	1	0	Fogolin	3	1	1	2	4		6	2	3	4	4	
Marsh	1	0	1	1	0	Anderson	3	1	0	1	2		6	2	1	2	2	
Murray, T.	3	0	1	1	7	Conacher	2	1	0	1	0		4	1	1	1	0	
Ludzik	3	0	1	1	0	McClelland	2	1	0	1	2		4	2	1	2	2	
Esposito	2	0	1	1	0	Gregg	3	0	1	1	4		6	1	2	1	4	
Fox	1	0	0	0	2	Pouzar	3	0	1	1	2		6	1	2	1	2	
Brown	3	0	0	0	4	Hughes	3	0	1	1	4		6	1	2	1	4	
O'Callahan	2	0	0	0	2	Gorence	1	0	1	1	0		2	1	2	1	0	
Yaremchuk	2	0	0	0	2	Jackson	2	0	0	0	2		4	0	0	0	2	
Lysiak	2	0	0	0	2	Berry	1	0	0	0	0		1	0	0	0	0	
Preston	3	0	0	0	2	Lumley	2	0	0	0	0		4	0	0	0	0	
Robidoux	1	0	0	0	0	Roulston	1	0	0	0	0		1	0	0	0	0	

GOALTENDERS

	GP	MINS	GA	SO	EN	GAA		GP	MINS	GA	SO	EN	GAA
Black Hawks							Edmonton						
Bannerman	1	60	7	0	0	7.00	Fuhr	2	120	8	0	1	4.00
Esposito	2	120	7	0	1	3.50	Moog	1	60	3	0	0	3.00

HARTFORD

10-30-83	at	Chicago	Chi-6	Hart-1	Esposito & Velsor
11-12-83	at	Hartford	Chi-1	Hart-6	Bannerman & Millen
2-5-84	at	Chicago	Chi-3	Hart-4	Esposito & Staniewski

		Home					Road					Totals						
		1-1-0					0-1-0					1-2-0						
	GP	G	A	TP	PIM		GP	G	A	TP	PIM		GP	G	A	TP	PIM	
Black Hawks						Hartford												
Larmer, S.	3	2	2	4	0	Johnson	3	2	2	4	0		6	4	4	4	0	
Savard	3	2	1	3	0	Francis	3	1	3	4	2		6	3	7	6	2	
Wilson, D.	3	0	3	3	2	Crawford	3	2	1	3	2		6	4	4	5	4	
Brown	3	1	1	2	7	Neufeld	3	2	0	2	0		6	4	2	2	0	
Lysiak	3	1	1	2	10	Dunn	3	1	1	2	0		6	2	3	2	0	
Murray, T.	3	1	1	2	0	Hospodar	3	0	2	2	12		6	0	4	4	12	
Secord	1	1	1	2	4	DuPont	2	0	2	2	0		4	0	4	2	0	
Larmer, J.	1	0	2	2	0	Zuke	3	1	0	1	0		6	2	1	1	0	
Higgins	2	0	2	2	0	Stoughton	2	1	0	1	0		4	2	1	1	0	
Gardner	3	1	0	1	0	Paterson	1	1	0	1	0		2	2	1	1	0	
Preston	3	1	0	1	0	Quenneville	3	0	1	1	2		6	1	2	3	2	
Fraser	1	0	1	1	0	Siltanen	3	0	1	1	4		6	1	2	5	4	
Fox	2	0	0	0	0	Kotsopoulos	3	0	1	1	2		6	1	2	3	2	
O'Callahan	3	0	0	0	0	Howe	2	0	1	1	0		4	0	2	1	0	
Murray, B.	3	0	0	0	7	Malone	3	0	1	1	4		6	1	2	5	4	
Wilson, B.	3	0	0	0	9	Turgeon	3	0	1	1	0		6	1	2	1	0	
Yaremchuk	2	0	0	0	0	Sullivan	2	0	1	1	0		4	1	2	1	0	
Sutter	1	0	0	0	2	Stoyanovich	1	0	1	1	0		2	0	2	1	0	
Ludzik	3	0	0	0	0	Currie	1	0	1	1	0		2	0	2	1	0	
Marsh	2	0	0	0	0	Crombeen	2	0	0	0	4		4	0	0	0	4	
Robidoux	1	0	0	0	0	Robertson	3	0	0	0	5		6	0	0	0	5	
Paterson	2	0	0	0	0	MacDermid	1	0	0	0	0		2	0	0	0	0	

GOALTENDERS

	GP	MINS	GA	SO	EN	GAA		GP	MINS	GA	SO	EN	GAA
Black Hawks							Hartford						
Esposito	2	120	5	0	0	2.50	Velsor	1	60	6	0	0	6.00
Bannerman	1	60	6	0	0	6.00	Millen	1	60	1	0	0	1.00
							Staniewski	1	60	3	0	0	3.00

LOS ANGELES

12-14-83	at	Chicago	Chi-5	L.A.-6	Bannerman & Laskoski
2-8-84	at	Los Angeles	Chi-0	L.A.-1	Bannerman & Mattsson
3-11-84	at	Los Angeles	Chi-3	L.A.-4	Bannerman & Mattsson

	Home					Road					Totals				
	GP	G	A	TP	PIM	GP	G	A	TP	PIM	GP	G	A	TP	PIM
Black Hawks															
Savard	3	1	4	5	0										
Wilson, D.	1	0	3	3	0										
Preston	3	2	0	2	0										
Cyr	2	1	1	2	0										
Sutter	2	1	1	2	0										
Larmer, S.	3	1	1	2	0										
Gardner	3	0	2	2	0										
Ludzik	3	1	0	1	0										
Yaremchuk	1	1	0	1	0										
O'Callahan	3	0	1	1	2										
Wilson, B.	2	0	1	1	4										
Murray, B.	2	0	1	1	2										
McMurphy	2	0	1	1	6										
Boyd	1	0	0	0	2										
Brown	2	0	0	0	2										
DuPont	3	0	0	0	0										
Higgins	1	0	0	0	0										
Marsh	2	0	0	0	0										
Paterson	3	0	0	0	0										
Feamster	2	0	0	0	2										
Larmer, J.	2	0	0	0	2										
Lysiak	1	0	0	0	0										
Nicholls	2	3	1	4	0										
McEwen	2	1	2	3	2										
Simmer	3	1	2	3	2										
Hakansson	3	1	2	3	0										
Taylor	3	1	1	2	0										
Fox	3	1	1	2	0										
Smith	2	1	1	2	0										
Ruskowski	3	0	2	2	0										
Dionne	3	0	2	2	0										
MacLellan	3	0	2	2	0										
Chorney	3	1	0	1	4										
Jarvis	2	1	0	1	0										
Engblom	3	0	1	1	2										
Hardy	3	0	1	1	6										
Harris	1	0	1	1	0										
Anderson	2	0	0	0	0										
Wells	3	0	0	0	8										
Christoff	2	0	0	0	0										
Kelly	3	0	0	0	0										
O'Dwyer	1	0	0	0	0										
Evans	1	0	0	0	0										
Kennedy	1	0	0	0	0										

GOALTENDERS

	GP	MINS	GA	SO	EN	GAA		GP	MINS	GA	SO	EN	GAA
Black Hawks							Los Angeles						
Bannerman	3	180	11	0	0	3.67	Mattsson	2	120	3	1	0	1.50
							Laskoski	1	60	5	0	0	5.00

MINNESOTA

10-16-83	at	Chicago	Chi-4	Minn-3	Bannerman & Beaupre
11-5-83	at	Minnesota	Chi-5	Minn-10	Bannerman & Meloche
11-20-83	at	Chicago	Chi-3	Minn-4	Bannerman & Beaupre
1-2-84	at	Minnesota	Chi-5	Minn-6	Esposito & Beaupre
1-25-84	at	Chicago	Chi-3	Minn-5	Bannerman & Beaupre
1-28-84	at	Minnesota	Chi-4	Minn-2	Bannerman & Beaupre
3-3-84	at	Minnesota	Chi-3	Minn-6	Janecyk & Beaupre
3-28-84	at	Chicago	Chi-3	Minn-6	Janecyk & Casey

	Home					Road					Totals				
	GP	G	A	TP	PIM	GP	G	A	TP	PIM	GP	G	A	TP	PIM
Black Hawks															
Larmer, S.	8	5	3	8	2										
Savard	8	3	5	8	7										
Gardner	8	5	2	7	0										
Wilson, D.	7	2	5	7	8										
Sutter	6	1	3	4	4										
Lysiak	5	0	4	4	4										
Larmer, J.	4	1	2	3	0										
Murray, B.	7	2	0	2	2										
Wilson, B.	6	2	0	2	9										
Brown	6	1	1	2	9										
DuPont	5	1	1	2	60										
Yaremchuk	3	1	1	2	2										
Ludzik	8	1	1	2	11										
Murray, T.	7	1	1	2	2										
Fraser	4	1	1	2	2										
O'Callahan	7	0	2	2	2										
Cyr	5	1	0	1	0										
Ciccarelli	8	9	5	14	4										
Acton	7	6	3	9	16										
Bellows	8	2	7	9	2										
Payne	8	4	4	8	2										
Maxwell	7	2	6	8	13										
Maruk	7	1	7	8	6										
Lawton	7	3	3	6	8										
McCarthy, T.	5	2	4	6	5										
Broten	7	2	3	5	4										
MacAdam	8	2	3	5	6										
Napier	4	2	2	4	2										
Roberts	8	1	3	4	12										
Ashton	7	1	2	3	12										
Giles	6	0	3	3	4										
Levie	5	1	1	2	6										
Ferguson	7	1	1	2	2										
Plett	8	1	1	2	71										

GOALTENDERS

	GP	MINS	GA	SO	EN	GAA		GP	MINS	GA	SO	EN	GAA
Black Hawks							Minnesota						
Bannerman	5	300	24	0	0	4.80	Beaupre	6	359	22	0	0	3.68
Janecyk	2	120	12	0	0	6.00	Meloche	1	60	5	0	0	5.00
Esposito	1	59	6	0	0	6.10	Casey	1	60	3	0	0	3.00

MONTREAL

11-9-83	at	Chicago	Chi-0	Mont-3	Bannerman & Wamsley
11-19-83	at	Montreal	Chi-5	Mont-5	Esposito & Wamsley
3-19-84	at	Montreal	Chi-1	Mont-2	Bannerman/Janecyk & Sevigny

		Home 0-1-0					Road 0-1-1					Totals 0-2-1					
	GP	G	A	TP	PIM		GP	G	A	TP	PIM		GP	G	A	TP	PIM
Black Hawks						Montreal											
Savard	3	3	1	4	2	Chabot	2	1	3	4	0		3	2	1	3	0
Wilson, D.	2	0	3	3	4	Naslund	3	2	1	3	0		3	1	2	3	0
Murray, B.	3	0	2	2	0	Carbonneau	3	1	2	3	0		3	1	2	3	0
Brown	3	1	0	1	2	Tremblay	2	1	2	3	0		2	1	2	3	0
Gardner	3	1	0	1	0	Nilan	3	2	0	2	9		3	2	0	2	9
Marsh	2	1	0	1	0	Smith	3	1	1	2	2		3	1	1	2	2
Larmer, S.	3	0	1	1	0	Gainey	3	0	2	2	4		3	0	2	2	4
Murray, T.	3	0	1	1	0	Carlson	3	1	0	1	0		3	1	0	1	0
Preston	3	0	1	1	2	Lafleur	3	1	0	1	0		3	1	0	1	0
Fox	2	0	1	1	5	Ludwig	3	0	1	1	2		3	0	1	1	2
O'Callahan	3	0	0	0	0	Robinson	3	0	1	1	0		3	0	1	1	0
Wilson, B.	1	0	0	0	0	Delorme	2	0	1	1	0		2	0	1	1	0
Yaremchuk	2	0	0	0	0	Shutt	3	0	1	1	2		3	0	1	1	2
Lysiak	3	0	0	0	0	Wamsley	2	0	1	1	0		2	0	1	1	0
Robidoux	1	0	0	0	0	Root	2	0	0	0	0		2	0	0	0	0
Paterson	3	0	0	0	0	Hamel	3	0	0	0	0		3	0	0	0	0
Sutter	3	0	0	0	0	Mondou	1	0	0	0	0		1	0	0	0	0
Ludzik	3	0	0	0	0	Paslowski	2	0	0	0	0		2	0	0	0	0
Feamster	2	0	0	0	0	Walter	3	0	0	0	0		3	0	0	0	0
Higgins	1	0	0	0	0	Wickenheiser	2	0	0	0	0		2	0	0	0	0
DuPont	1	0	0	0	0	Chelios	1	0	0	0	0		1	0	0	0	0

GOALTENDERS

	GP	MINS	GA	SO	EN	GAA		GP	MINS	GA	SO	EN	GAA
Black Hawks							Montreal						
Bannerman	2	113	4	0	1	2.12	Wamsley	2	125	5	1	0	2.40
Esposito	1	65	5	0	0	4.62	Sevigny	1	60	1	0	0	1.00
Janecyk	1	7	0	0	0	0.00							

NEW JERSEY

10-19-83	at	Chicago	Chi-6	NJ-3	Bannerman & Low
11-6-83	at	New Jersey	Chi-3	NJ-6	Esposito & Resch
11-29-83	at	New Jersey	Chi-2	NJ-3	Bannerman & Resch

		Home 1-0-0					Road 0-2-0					Totals 1-2-0					
	GP	G	A	TP	PIM		GP	G	A	TP	PIM		GP	G	A	TP	PIM
Black Hawks						New Jersey											
Savard	3	4	4	8	2	Broten	3	3	1	4	4		3	3	1	4	4
Larmer	3	2	3	5	0	Cirella	3	1	2	3	8		3	1	2	3	8
Brown	3	1	2	3	4	Verbeek	3	1	2	3	13		3	1	2	3	13
Cyr	2	1	2	3	4	Ludvig	2	0	3	3	0		2	0	3	3	0
Wilson, B.	2	1	1	2	2	Bridgman	3	2	0	2	0		3	2	0	2	0
Wilson, D.	3	0	2	2	4	Brumwell	2	1	1	2	4		2	1	1	2	4
Yaremchuk	3	0	2	2	9	Larmer, J.	3	1	1	2	2		3	1	1	2	2
Preston	3	0	2	2	2	Lewis	2	0	2	2	2		2	0	2	2	2
Fraser	1	1	0	1	0	MacMillan	2	0	2	2	2		2	0	2	2	2
Sutter	3	1	0	1	0	Lever	2	1	0	1	0		2	1	0	1	0
O'Callahan	3	0	1	1	2	Cameron	3	1	0	1	9		3	1	0	1	9
Murray, B.	3	0	1	1	6	Gagne	3	1	0	1	0		3	1	0	1	0
Lysiak	2	0	1	1	4	Kitchen	3	0	1	1	6		3	0	1	1	6
Murray, T.	2	0	1	1	0	Floyd	1	0	1	1	0		1	0	1	1	0
Fox	2	0	0	0	4	Hoffmeyer	1	0	1	1	2		1	0	1	1	2
Gardner	3	0	0	0	2	Lorimer	3	0	0	0	0		3	0	0	0	0
Higgins	2	0	0	0	2	Russell	3	0	0	0	2		3	0	0	0	2
Ludzik	3	0	0	0	2	MacLean	3	0	0	0	2		3	0	0	0	2
Paterson	2	0	0	0	0	Marini	2	0	0	0	0		2	0	0	0	0
Marsh	1	0	0	0	5	Mulvey	1	0	0	0	0		1	0	0	0	0
Anholt	1	0	0	0	0	Meagher	2	0	0	0	0		2	0	0	0	0
Robidoux	1	0	0	0	0	Antonovich	2	0	0	0	0		2	0	0	0	0
Frawley	1	0	0	0	0	McAdam	1	0	0	0	0		1	0	0	0	0

GOALTENDERS

	GP	MINS	GA	SO	EN	GAA		GP	MINS	GA	SO	EN	GAA
Black Hawks							New Jersey						
Bannerman	2	120	6	0	0	3.00	Resch	2	120	5	0	0	2.50
Esposito	1	60	5	0	1	5.00	Low	1	60	6	0	0	6.00

NEW YORK ISLANDERS

10-26-83	at	New York	Chi-3	NYI-9	Esposito & Smith
1-7-84	at	New York	Chi-3	NYI-5	Esposito & Hruddy
1-18-84	at	Chicago	Chi-1	NYI-9	Esposito & Melanson

	Home	0-1-0					Road	0-2-0					Totals	0-3-0				
	GP	G	A	TP	PIM		GP	G	A	TP	PIM		GP	G	A	TP	PIM	
Black Hawks							Islanders											
Savard	3	2	1	3	2		Bossy	3	7	4	11	0						
Wilson, D.	3	1	2	3	0		Trottier	3	1	6	7	4						
McMurphy	3	2	0	2	0		Potvin	3	0	7	7	4						
Preston	3	1	1	2	2		Bourne	3	0	6	6	0						
Murray, B.	3	0	2	2	2		Carroll	3	4	0	4	0						
Gardner	3	0	2	2	0		Langevin	2	1	3	4	0						
Larmer, S.	3	1	0	1	0		Gillies	3	1	3	4	5						
Brown	3	0	1	1	0		Goring	3	1	3	4	2						
Ludzick	3	0	1	1	0		Gilbert	3	2	1	3	4						
Fox	1	0	0	0	0		Jonsson	3	1	2	3	2						
Feamster	2	0	0	0	2		Tonelli	2	2	0	2	0						
O'Callahan	2	0	0	0	0		Sutter, B.	2	1	1	2	4						
Yaremchuk	3	0	0	0	0		Kallur	2	1	1	2	2						
Cyr	3	0	0	0	0		Nystrom	3	0	2	2	0						
Higgins	2	0	0	0	0		Morrow	3	1	0	1	2						
Marsh	2	0	0	0	0		Merrick	1	0	1	1	0						
Paterson	3	0	0	0	2		Persson	3	0	0	0	2						
Sutter	1	0	0	0	2		Lane	3	0	0	0	2						
Boyd	1	0	0	0	2		Hallin	2	0	0	0	0						

GOALTENDERS

Black Hawks	GP	MINS	GA	SO	EN	GAA	Islanders	GP	MINS	GA	SO	EN	GAA
Esposito	3	180	22	0	1	7.33	Smith	1	60	3	0	0	3.00
							Hruddy	1	60	3	0	0	3.00
							Melanson	1	60	1	0	0	1.00

NEW YORK RANGERS

11-30-83	at	New York	Chi-4	NYR-0	Bannerman & Weeks
12-23-83	at	New York	Chi-2	NYR-3	Bannerman & Hanlon
12-28-83	at	Chicago	Chi-4	NYR-7	Esposito & Hanlon

	Home	0-1-0					Road	1-1-0					Totals	1-2-0				
	GP	G	A	TP	PIM		GP	G	A	TP	PIM		GP	G	A	TP	PIM	
Black Hawks							Rangers											
Larmer	3	3	2	5	12		Larouche	3	2	3	5	0						
Sutter	3	2	2	4	4		Ruotsalainen	3	1	3	4	0						
Ludzick	3	2	1	3	15		Greschner	3	1	2	3	16						
Savard	2	0	3	3	2		Huber	3	2	0	2	0						
Wilson, D.	3	0	3	3	2		Rogers	3	1	1	2	12						
Murray, B.	3	1	1	2	2		Sundstrom	3	1	1	2	0						
Brown	3	0	2	2	0		Pavelich	3	0	2	2	0						
Boyd	2	0	2	2	0		Erixon	3	0	2	2	0						
Cyr	3	1	0	1	2		Beck	2	0	2	2	14						
Paterson	3	1	0	1	2		McClanahan	3	1	0	1	0						
Wilson, B.	2	0	1	1	4		Blaisdell	3	1	0	1	4						
Feamster	3	0	0	0	2		Maloney, D.	3	0	1	1	0						
O'Callahan	3	0	0	0	15		Hedberg	3	0	1	1	2						
Yaremchuk	3	0	0	0	0		Hanlon	2	0	1	1	0						
Gardner	2	0	0	0	0		Laidlaw	3	0	0	0	4						
Preston	3	0	0	0	6		Kleinendorst	1	0	0	0	0						
Marsh	3	0	0	0	18		Maloney, Da.	3	0	0	0	2						
Higgins	2	0	0	0	0		Florek	2	0	0	0	2						
DuPont	2	0	0	0	0		Osborne	1	0	0	0	0						
Fox	1	0	0	0	0		Andersson	3	0	0	0	0						

GOALTENDERS

Black Hawks	GP	MINS	GA	SO	EN	GAA	Rangers	GP	MINS	GA	SO	EN	GAA
Bannerman	2	120	3	1	0	1.50	Hanlon	2	120	6	0	0	3.00
Esposito	1	60	7	0	0	7.00	Weeks	1	60	4	0	0	4.00

PHILADELPHIA

12-8-83	at	Philadelphia	Chi-2	Phil-3	Bannerman & Froese
12-21-83	at	Chicago	Chi-3	Phil-3	Bannerman & Froese
1-29-84	at	Chicago	Chi-5	Phil-5	Esposito & Froese

	Home 0-0-2					Road 0-1-0					Totals		0-1-2				
	GP	G	A	TP	PIM	GP	G	A	TP	PIM	GP	G	A	TP	PIM		
Black Hawks																	
Savard	3	2	2	4	7												
Larmer, S.	3	0	4	4	2												
Wilson, B.	3	1	2	3	4												
Gardner	3	2	0	2	2												
Ludzik	3	1	1	2	0												
Yaremchuk	2	1	1	2	0												
Preston	3	1	1	2	0												
Cyr	3	0	2	2	2												
Feamster	2	1	0	1	0												
Wilson, D.	3	1	0	1	0												
Sutter	2	0	1	1	2												
Boyd	3	0	1	1	2												
Murray, B.	3	0	1	1	16												
Paterson	3	0	1	1	0												
Brown	2	0	0	0	0												
O'Callahan	2	0	0	0	4												
Higgins	2	0	0	0	2												
Marsh	3	0	0	0	2												
DuPont	2	0	0	0	0												
Bannerman	2	0	0	0	2												

GOALTENDERS

	GP	MINS	GA	SO	EN	GAA		GP	MINS	GA	SO	EN	GAA
Black Hawks							Philadelphia						
Bannerman	2	125	6	0	0	2.88	Froese	3	190	10	0	0	3.16
Esposito	1	65	5	0	0	4.62							

PITTSBURGH

10-17-83	at	Chicago	Chi-2	Pitt-4	Bannerman & Herron
1-15-83	at	Chicago	Chi-2	Pitt-0	Esposito & Romano
2-25-84	at	Pittsburgh	Chi-3	Pitt-3	Janecyk & Herron

	Home 1-1-0					Road 0-0-1					Totals		1-1-1				
	GP	G	A	TP	PIM	GP	G	A	TP	PIM	GP	G	A	TP	PIM		
Black Hawks																	
Gardner	3	2	1	3	0												
Wilson, B.	3	2	0	2	9												
Murray, B.	3	0	2	2	2												
Larmer, S.	3	1	0	1	2												
Murray, T.	3	1	0	1	2												
Brown	3	1	0	1	2												
Wilson, D.	3	0	1	1	4												
Lysiak	3	0	1	1	0												
Savard	2	0	1	1	14												
Sutter	2	0	1	1	0												
Feamster	2	0	1	1	0												
Larmer, J.	2	0	1	1	2												
Paterson	2	0	1	1	2												
Fox	1	0	0	0	0												
O'Callahan	2	0	0	0	2												
Yaremchuk	2	0	0	0	0												
Fraser	2	0	0	0	2												
Preston	3	0	0	0	2												
Marsh	1	0	0	0	0												
Secord	1	0	0	0	24												
Ludzik	3	0	0	0	0												
Boyd	1	0	0	0	0												
DuPont	1	0	0	0	2												
Cyr	2	0	0	0	0												

GOALTENDERS

	GP	MINS	GA	SO	EN	GAA		GP	MINS	GA	SO	EN	GAA
Black Hawks							Pittsburgh						
Bannerman	1	60	3	0	1	3.00	Herron	2	125	5	0	0	2.40
Esposito	1	60	0	1	0	0.00	Romano	1	60	2	0	0	2.00
Janecyk	1	65	3	0	0	2.77							

QUEBEC

12-3-83	at	Quebec	Chi-2	Que-3	Bannerman & Bouchard
1-21-84	at	Quebec	Chi-4	Que-4	Esposito & Bouchard
2-15-84	at	Chicago	Chi-5	Que-2	Bannerman & Bouchard

	Home	1-0-0					Road	0-1-1					Totals	1-1-1				
	GP	G	A	TP	PIM		GP	G	A	TP	PIM		GP	G	A	TP	PIM	
Black Hawks												Quebec						
Lysiak	2	2	2	4	0							Cote	3	0	4	4	0	
Wilson, D.	3	1	3	4	0							Hunter	3	3	0	3	4	
Savard	3	3	0	3	0							Goulet	3	1	1	2	0	
Murray, B.	3	2	1	3	2							Berglund	3	1	1	2	0	
Cyr	3	1	2	3	0							Stastny, P.	3	1	1	2	0	
Wilson, B.	3	0	3	3	6							Stastny, A.	3	0	2	2	0	
Brown	2	0	2	2	2							Marois	3	1	0	1	0	
Larmer, S.	3	0	2	2	0							Sauve	1	1	0	1	0	
Ludzik	3	0	2	2	2							LaPointe	1	1	0	1	0	
Gardner	3	1	0	1	0							Rocheffort	3	0	1	1	0	
McMurphy	2	1	0	1	0							Donnelly	2	0	1	1	2	
Sutter	2	0	1	1	2							Pichette	2	0	1	1	2	
O'Callahan	2	0	1	1	2							Weir	1	0	1	1	0	
Larmer, J.	2	0	1	1	0							McKegney	3	0	1	1	0	
Bannerman	2	0	1	1	0							Stastny, M.	2	0	1	1	2	
Yaremchuk	2	0	0	0	0							Palement	3	0	1	1	6	
Preston	2	0	0	0	0							Dore	1	0	1	1	0	
Marsh	2	0	0	0	0							Price	3	0	0	0	6	
Paterson	3	0	0	0	0							Moller	3	0	0	0	0	
DuPont	1	0	0	0	0							Savard, A.	1	0	0	0	0	

GOALTENDERS

	GP	MINS	GA	SO	EN	GAA		GP	MINS	GA	SO	EN	GAA
Black Hawks							Quebec						
Bannerman	2	120	5	0	0	2.50	Bouchard	3	185	11	0	0	3.57
Esposito	1	65	4	0	0	3.69							

ST. LOUIS

10-5-83	at	Chicago	Chi-4	STL-3	Bannerman & Liut
10-8-83	at	St. Louis	Chi-1	STL-4	Bannerman & Liut
10-22-83	at	St. Louis	Chi-1	STL-2	Bannerman & Liut
11-16-83	at	Chicago	Chi-4	STL-3	Esposito & Liut
12-13-83	at	St. Louis	Chi-1	STL-4	Bannerman & Liut
12-26-83	at	Chicago	Chi-3	STL-1	Bannerman & Liut
2-11-84	at	St. Louis	Chi-1	STL-1	Bannerman & Liut
2-19-84	at	Chicago	Chi-6	STL-5	Bannerman & Liut

	Home	4-0-0					Road	0-3-1					Totals	4-3-1				
	GP	G	A	TP	PIM		GP	G	A	TP	PIM		GP	G	A	TP	PIM	
Black Hawks												St. Louis						
Larmer, S.	8	5	2	7	2							Federko	8	2	6	8	4	
Gardner	8	4	1	5	4							Mullen	8	6	1	7	0	
Wilson, B.	8	2	3	5	23							Sutter	8	2	4	6	17	
Savard	8	1	4	5	0							Pettersson	8	2	3	5	4	
Wilson, D.	8	1	4	5	14							Babych	7	1	4	5	2	
Lysiak	6	0	5	5	2							Chouinard	7	0	5	5	0	
Murray, B.	8	1	3	4	10							Turnbull	5	3	0	3	38	
Paterson	7	2	0	2	23							Dunlop	3	0	3	3	0	
Preston	7	1	1	2	8							Paslawski	2	2	0	2	0	
Sutter	6	1	1	2	2							Lemieux	2	1	1	2	0	
Murray, T.	6	0	2	2	12							Carlson	7	1	1	2	22	
Ludzik	8	0	2	2	14							Brownschidle	7	0	2	2	7	
Marsh	4	0	2	2	0							Ramage	8	0	2	2	7	
Yaremchuk	3	1	0	1	0							Gilmour	8	1	0	1	7	
Larmer, J.	2	1	0	1	0							Hickey	8	1	0	1	2	
Callahan	8	1	0	1	11							Reeds	5	1	0	1	0	
Brown	8	0	1	1	19							Delorme	3	0	1	1	6	
Fraser	4	0	1	1	2							Anderson	4	0	1	1	33	
Esposito	1	0	1	1	0							Dore	5	0	1	1	0	
Fox	3	0	0	0	4							Schofield	8	0	1	1	23	

GOALTENDERS

	GP	MINS	GA	SO	EN	GAA		GP	MINS	GA	SO	EN	GAA
Black Hawks							St. Louis						
Bannerman	7	393	19	0	1	2.90	Liut	8	443	21	0	0	2.84
Esposito	1	60	3	0	0	3.00							

TORONTO

10-15-83	at	Toronto	Chi-8	Tor-10	Esposito & Palmateer
1-4-84	at	Chicago	Chi-5	Tor-1	Bannerman & St. Croix
1-14-84	at	Toronto	Chi-2	Tor-2	Bannerman & Bester
1-23-84	at	Toronto	Chi-6	Tor-2	Bannerman & Palmateer
2-1-84	at	Chicago	Chi-7	Tor-2	Bannerman & Bester
3-4-84	at	Chicago	Chi-5	Tor-4	Bannerman & Bester
3-24-84	at	Toronto	Chi-3	Tor-7	Bannerman & Bester
3-25-84	at	Chicago	Chi-5	Tor-4	Bannerman & Bester

		Home	4-0-0	Road	1-2-1	Totals	5-2-1				
Black Hawks	GP	G	A	TP	PIM	Toronto	GP	G	A	TP	PIM
Savard	7	9	5	14	14	Vaive	8	4	7	11	8
Larmer, S.	8	6	5	11	4	Anderson	8	5	5	10	2
Gardner	8	4	6	10	2	Derlago	8	5	3	8	5
Murray, B.	8	3	6	9	8	Farrish	6	2	4	6	4
Lysiak	6	3	5	8	7	Daoust	7	2	3	5	12
Cyr	5	3	4	7	0	Terrion	8	2	3	5	2
Wilson, D.	6	2	5	7	4	Benning	8	1	4	5	4
Murray, T.	7	4	1	5	4	Courtball	2	0	4	4	4
Larmer, J.	6	3	2	5	6	Frycer	2	2	1	3	4
Brown	7	0	5	5	4	Korn	8	2	1	3	16
O'Callahan	6	1	3	4	6	Salming	6	0	3	3	8
Sutter	4	1	3	4	6	Gingras	7	2	0	2	0
Ludzik	8	0	4	4	8	Gavin	8	2	0	2	9
Wilson, B.	6	1	2	3	10	McCourt	7	1	1	2	0
Fraser	4	0	3	3	0	Poddubny	6	1	1	2	8
Preston	6	1	1	2	6	Martin	8	1	1	2	2
Paterson	8	0	2	2	0	Stewart	4	0	1	1	5
Feamster	5	0	2	2	5	Ihnacak	5	0	1	1	2
Secord	3	0	1	1	30	Palmateer	2	0	1	1	2

GOALTENDERS

Black Hawks	GP	MINS	GA	SO	EN	GAA	Toronto	GP	MINS	GA	SO	EN	GAA
Bannerman	7	425	22	0	0	3.11	Bester	5	304	22	0	0	4.34
Esposito	1	60	10	0	0	10.00	Palmateer	2	120	14	0	0	7.00
							St. Croix	1	60	5	0	0	5.00

VANCOUVER

10-12-83	at	Chicago	Chi-2	Vanc-1	Bannerman & Brodeur
1-8-84	at	Chicago	Chi-2	Vanc-0	Bannerman & Brodeur
3-9-84	at	Vancouver	Chi-3	Vanc-4(OT)	Bannerman & Caprice

		Home	2-0-0	Road	0-1-0	Totals	2-1-0				
Black Hawks	GP	G	A	TP	PIM	Vancouver	GP	G	A	TP	PIM
Murray, B.	3	0	5	5	0	Lanz	3	1	3	4	2
Larmer, S.	3	2	1	3	0	Lupul	3	0	3	3	4
Savard	2	1	2	3	2	Smyl	3	1	1	2	4
Ludzik	3	1	1	2	0	Tanti	3	1	0	1	4
Lysiak	2	1	0	1	0	Rota	3	1	0	1	0
Cyr	1	1	0	1	0	Lemay	2	1	0	1	4
Larmer, J.	1	1	0	1	0	Snepsts	3	0	1	1	2
Wilson, D.	2	0	1	1	0	Bubla	2	0	1	1	2
Preston	3	0	1	1	0	Halward	2	0	0	0	0
Murray, T.	3	0	1	1	0	Butcher	1	0	0	0	0
Brown	3	0	0	0	23	Lindgren	1	0	0	0	2
O'Callahan	2	0	0	0	0	McCarthy	2	0	0	0	2
Wilson, B.	2	0	0	0	27	Neill	2	0	0	0	2
DuPont	2	0	0	0	2	Gillis	2	0	0	0	0
Fraser	1	0	0	0	0	Kirton	1	0	0	0	0
Gardner	3	0	0	0	2	Sundstrom	3	0	0	0	2
Higgins	2	0	0	0	4	Delorme	3	0	0	0	0
Secord	1	0	0	0	0	Neely	3	0	0	0	0
Paterson	3	0	0	0	10	Crawford	1	0	0	0	0
Sutter	2	0	0	0	4	Petit	1	0	0	0	0

GOALTENDERS

Black Hawks	GP	MINS	GA	SO	EN	GAA	Vancouver	GP	MINS	GA	SO	EN	GAA
Bannerman	3	182	5	1	0	1.65	Brodeur	2	119	3	0	1	1.51
							Caprice	1	62	3	0	0	2.90

WASHINGTON

11-23-83	at	Washington	Chi-2	Wash-2	Bannerman & Jensen
1-20-84	at	Washington	Chi-3	Wash-5	Bannerman & Jensen
2-22-84	at	Chicago	Chi-4	Wash-2	Bannerman & Riggins

Home	1-0-0					Road	0-1-1					Totals	1-1-1					
	GP	G	A	TP	PIM		GP	G	A	TP	PIM		GP	G	A	TP	PIM	
Black Hawks						Washington												
Fraser	1	2	1	3	0	Christian	3	2	5	7	2		3	2	5	7	2	
Savard	3	1	2	3	0	Haworth	3	1	2	3	6		3	1	2	3	6	
Wilson, D.	3	1	2	3	2	Carpenter	3	2	0	2	0		3	2	0	2	0	
Murray, T.	3	1	1	2	0	Laughlin	3	2	0	2	0		3	2	0	2	0	
Paterson	3	1	1	2	0	Gustafsson	3	1	1	2	0		3	1	1	2	0	
Ludzik	3	1	1	2	2	Gartner	3	0	2	2	4		3	0	2	2	4	
Larmer, J.	2	1	1	2	0	Jarvis	3	1	0	1	2		3	1	0	1	2	
Marsh	1	0	2	2	4	Stevens	3	0	1	1	0		3	0	1	1	0	
Lysiak	3	1	0	1	2	Langway	3	0	1	1	0		3	0	1	1	0	
Yaremchuk	2	0	1	1	0	Murphy	3	0	1	1	2		3	0	1	1	2	
Brown	3	0	1	1	0	Blomqvist	3	0	1	1	0		3	0	1	1	0	
Gardner	3	0	1	1	0	Duchesne	3	0	1	1	0		3	0	1	1	0	
Larmer, S.	3	0	1	1	2	Veitch	1	0	1	1	2		1	0	1	1	2	
Fox	1	0	0	0	2	Andersson	2	0	1	1	2		2	0	1	1	2	
Feamster	2	0	0	0	0	Theberge	1	0	0	0	2		1	0	0	0	2	
O'Callahan	3	0	0	0	0	Shand	3	0	0	0	0		3	0	0	0	0	
Murray, B.	3	0	0	0	4	Currie	3	0	0	0	0		3	0	0	0	0	
Frawley	1	0	0	0	0	McAdam	1	0	0	0	0		1	0	0	0	0	
Preston	3	0	0	0	0	Adams	2	0	0	0	0		2	0	0	0	0	
Sutter	2	0	0	0	0	Gould	3	0	0	0	0		3	0	0	0	0	

GOALTENDERS

Black Hawks	GP	MINS	GA	SO	EN	GAA	Washington	GP	MINS	GA	SO	EN	GAA
Bannerman	3	185	8	0	1	2.59	Jensen	2	125	5	0	0	2.40
							Riggins	1	60	4	0	0	4.00

WINNIPEG


2-3-84	at	Winnipeg	Chi-3	Winn-7	Bannerman & Veisor
3-14-84	at	Winnipeg	Chi-4	Winn-6	Bannerman/Janecyk & Behrend
3-21-84	at	Chicago	Chi-6	Winn-2	Bannerman & Soetaert

Home	1-0-0					Road	0-2-0					Totals	1-2-0					
	GP	G	A	TP	PIM		GP	G	A	TP	PIM		GP	G	A	TP	PIM	
Black Hawks						Winnipeg												
Lysiak	3	2	2	4	2	Steen	3	2	3	5	4		3	2	3	5	4	
Murray, T.	3	2	1	3	0	Deblois	3	3	1	4	0		3	3	1	4	0	
Savard	3	1	2	3	4	Hawerchuk	3	2	2	4	0		3	2	2	4	0	
Brown	3	1	1	2	2	Smail	3	1	3	4	2		3	1	3	4	2	
Gardner	3	1	1	2	0	Boschman	3	0	4	4	25		3	0	4	4	25	
Larmer, S.	3	1	1	2	0	Babych	1	1	2	3	4		1	1	2	3	4	
Sutter	2	1	1	2	0	Mullen	3	0	3	3	2		3	0	3	3	2	
Larmer, J.	3	1	0	1	2	McLean	2	2	0	2	0		2	2	0	2	0	
Paterson	3	1	0	1	0	McBain	3	1	1	2	0		3	1	1	2	0	
Ludzik	3	1	0	1	6	Lundholm	1	1	1	2	0		1	1	1	2	0	
DuPont	2	1	0	1	2	Mantha	3	0	2	2	0		3	0	2	2	0	
Murray, B.	3	0	1	1	0	Picard	2	0	2	2	0		2	0	2	2	0	
Wilson, B.	1	0	1	1	0	Arniel	3	0	2	2	2		3	0	2	2	2	
Preston	3	0	1	1	0	Campbell	3	1	0	1	2		3	1	0	1	2	
Boyd	1	0	0	0	2	Lukowich	3	1	0	1	0		3	1	0	1	0	
O'Callahan	3	0	0	0	2	Wilson	3	0	1	1	0		3	0	1	1	0	
Wilson, D.	1	0	0	0	2	Young	1	0	1	1	2		1	0	1	1	2	
Cyr	1	0	0	0	0	Watters	3	0	1	1	8		3	0	1	1	8	
Marsh	1	0	0	0	0	Kyte	3	0	0	0	2		3	0	0	0	2	
McMurphy	3	0	0	0	4	Seppa	1	0	0	0	0		1	0	0	0	0	
Bannerman	3	0	0	0	4	Douglas	2	0	0	0	0		2	0	0	0	0	
Feamster	2	0	0	0	4	Gibson	1	0	0	0	0		1	0	0	0	0	
Dietrich	2	0	0	0	0	Spring	1	0	0	0	0		1	0	0	0	0	
Robidoux	1	0	0	0	0													

GOALTENDERS

Black Hawks	GP	MINS	GA	SO	EN	GAA	Winnipeg	GP	MINS	GA	SO	EN	GAA
Bannerman	3	140	14	0	0	6.00	Veisor	1	60	3	0	0	3.00
Janecyk	1	40	1	0	0	1.50	Behrend	1	60	4	0	0	4.00
							Soetaert	1	60	6	0	0	6.00

**EL OLCZYK POINTS TO THE NUMBER 1 ON HIS
JERSEY SIGNIFYING HIS SELECTION AS THE
BLACK HAWKS NUMBER 1 PICK IN THE 1984
JUNE DRAFT.**



1983-84 FINAL STANDINGS NATIONAL HOCKEY LEAGUE

CLARENCE CAMPBELL CONFERENCE

NORRIS DIVISION

TEAM	GP	W	L	T	GF	GA	PTS	PCTG
Minnesota	80	39	31	10	345	344	88	.550
St. Louis	80	32	41	7	293	316	71	.444
Detroit	80	31	42	7	298	323	69	.431
Chicago	80	30	42	8	277	311	68	.425
Toronto	80	26	45	9	303	387	61	.381

SMYTHE DIVISION

Edmonton	80	57	18	5	446	314	119	.744
Calgary	80	34	32	14	311	314	82	.513
Vancouver	80	32	39	9	306	328	73	.456
Winnipeg	80	31	38	11	340	374	73	.456
Los Angeles	80	23	44	13	309	376	59	.369

PRINCE OF WALES CONFERENCE

ADAMS DIVISION

TEAM	GP	W	L	T	GF	GA	PTS	PCTG
Boston	80	49	25	6	336	261	104	.650
Buffalo	80	48	25	7	315	257	103	.644
Quebec	80	42	28	10	360	278	94	.588
Montreal	80	35	40	5	286	295	75	.469
Hartford	80	28	42	10	288	320	66	.413

PATRICK DIVISION

NY ISLANDERS	80	50	26	4	357	269	104	.650
Washington	80	48	27	5	308	226	101	.631
Philadelphia	80	44	26	10	350	290	98	.613
NY Rangers	80	42	29	9	314	304	93	.581
New Jersey	80	17	56	7	231	350	41	.256
Pittsburgh	80	16	58	6	254	390	38	.238

Individual Scoring Leaders 1983-84 Season

Player, Team	GP	G	A	PTS	+/-	PIM	PP	SH	GW	GT	S	PCTG
W. Gretzky, Edm.	74	87	118	205	76	39	20	12	11	0	324	26.9
P. Coffey, Edm.	80	40	86	126	52	104	14	1	4	1	258	15.5
M. Goulet, Que.	75	56	65	121	62	76	11	2	16	1	239	23.4
P. Stastny, Que.	80	46	73	119	22	73	11	0	4	4	189	24.3
M. Bossy, NYI	67	51	67	118	66	8	6	0	11	1	246	20.7
B. Pederson, Bos.	80	39	77	116	27	64	10	3	7	0	236	16.5
J. Kurri, Edm.	64	52	61	113	38	14	10	5	4	1	194	26.8
B. Trottier, NYI	68	40	71	111	70	59	7	3	4	0	194	20.6
B. Federko, STL	79	41	66	107	-3	43	14	0	4	2	198	20.7
R. Middleton, Bos.	80	47	58	105	26	14	16	4	6	1	209	22.5
D. Hawerchuk, Winn.	80	37	65	102	-14	73	10	0	4	3	256	14.5
M. Messier, Edm.	73	37	64	101	40	165	7	4	7	0	219	16.9
G. Anderson, Edm.	80	54	45	99	41	65	11	4	11	1	277	19.5
R. Bourque, Bos.	78	31	65	96	51	57	12	1	5	0	340	9.1
B. Nicholls, LA	78	41	54	95	-21	83	8	4	2	1	255	16.1
D. Savard, Chgo.	75	37	57	94	-13	71	12	0	5	1	210	17.6
T. Kerr, Phi.	79	54	39	93	30	29	9	0	5	1	286	18.9
R. Vaive, Tor.	76	52	41	93	-14	114	17	0	6	2	261	19.9
M. Bullard, Pitt.	76	51	41	92	-33	57	15	0	0	2	213	23.9
C. Simmer, LA	79	44	48	92	7	78	13	1	4	3	188	23.4
M. Dionne, LA	66	39	53	92	8	28	13	0	2	2	278	14.0
B. Propp, Phil.	79	39	53	92	49	37	11	1	4	2	301	13.0
P. Sundstrom, Van.	78	38	53	91	-11	37	7	0	7	1	216	17.6
G. Perreault, Buff.	73	31	59	90	19	32	8	2	7	1	165	18.8
N. Broten, Minn.	76	28	61	89	16	43	8	3	5	1	185	15.1
S. Yzerman, Det.*	80	39	48	87	-17	33	13	0	2	1	177	22.0

BLACKHAWK SCORING LEADERS 1926 THROUGH 1984

YEAR	GOALS	ASSISTS	TOTAL POINTS	
1926-27	Babe Dye	25 Dick Irwin	18 Dick Irwin	36
1927-28	Mickey MacKay	17 Rabbit McVeigh	7 Mickey MacKay	21
1928-29	Vic Ripley	11 Ernest Ty Arbour	4 Vic Ripley	13
1929-30	John Gottselig	21 Tommy Cook	16 Tommy Cook	30
1930-31	John Gottselig	20 Tommy Cook	14 John Gottselig	32
1931-32	John Gottselig	13 John Gottselig	15 John Gottselig	28
1932-33	Paul Thompson	13 Paul Thompson	20 Paul Thompson	33
1933-34	Paul Thompson	20 Paul Thompson	16 Paul Thompson	36
1934-35	John Gottselig	19 Paul Thompson	23 Paul Thompson	39
1935-36	Paul Thompson	17 Doc Romnes	25 Paul Thompson	40
1936-37	Paul Thompson	17 Paul Thompson	18 Paul Thompson	35
1937-38	Paul Thompson	22 Paul Thompson	22 Paul Thompson	44
		Doc Romnes	22	
1938-39	John Gottselig	16 John Gottselig	23 John Gottselig	39
1939-40	Cully Dahlstrom	11 Cully Dahlstrom	19 Cully Dahlstrom	30
1940-41	George Allen	14 Bill Thoms	19 Bill Thoms	32
1941-42	Red Hamill	24 Bill Thoms	30 Bill Thoms	45
1942-43	Doug Bentley	33 Max Bentley	44 Doug Bentley	73**
1943-44	Doug Bentley	38 Clint Smith	49 Doug Bentley	77
1944-45	Bill Mosienko	28 Clint Smith	31 Bill Mosienko	54
1945-46	Max Bentley	31 Max Bentley	30 Max Bentley	61**
		Bill Mosienko	30	
1946-47	Max Bentley	29 Max Bentley	43 Max Bentley	72**
1947-48	Gaye Stewart	27 Doug Bentley	37 Doug Bentley	57
1948-49	Roy Conacher	26 Doug Bentley	43 Roy Conacher	68**
1949-50	Metro Prystai	29 Bep Guidolin	34 Roy Conacher	56
1950-51	Roy Conacher	26 Jim Conacher	27 Roy Conacher	50
1951-52	Bill Mosienko	31 George Gee	31 Bill Mosienko	53
1952-53	Jim McFadden	23 Cal Gardner	24 Jim McFadden	44
1953-54	Pete Conacher	19 Larry Wilson	33 Larry Wilson	42
1954-55	Ed Litzenberger	23 George Sullivan	42 George Sullivan	61
1955-56	John Wilson	24 Ed Litzenberger	29 George Sullivan	40
1956-57	Ed Litzenberger	32 Ed Litzenberger	32 Ed Litzenberger	64
1957-58	Ed Litzenberger	32 Bob Hull	34 Ed Litzenberger	62
1958-59	Ed Litzenberger	33 Ed Litzenberger	44 Ed Litzenberger	77
1959-60	Bob Hull	39 Bob Hull	42 Bob Hull	81**
1960-61	Bob Hull	31 Bill Hay	48 Bill Hay	59
1961-62	Bob Hull	50 Bill Hay	52 Bob Hull	84**
		Stan Mikita	52	
1962-63	Stan Mikita	31 Stan Mikita	45 Stan Mikita	76
	Bob Hull	31		
1963-64	Bob Hull	43 Stan Mikita	50 Stan Mikita	89**
1964-65	Bob Hull	39 Stan Mikita	59 Stan Mikita	87**
1965-66	Bob Hull	54 Stan Mikita	48 Bob Hull	97**
1966-67	Bob Hull	52 Stan Mikita	62 Stan Mikita	97**
1967-68	Bob Hull	44 Stan Mikita	47 Stan Mikita	87**
1968-69	Bob Hull	58 Stan Mikita	67 Bob Hull	107
1969-70	Stan Mikita	39 Stan Mikita	47 Stan Mikita	86
1970-71	Bob Hull	44 Bob Hull	52 Bob Hull	96
1971-72	Bob Hull	50 Pit Martin	51 Bob Hull	93
1972-73	Jim Pappin	41 Pit Martin	61 Jim Pappin	92
1973-74	Jim Pappin	32 Stan Mikita	50 Stan Mikita	80
1974-75	Jim Pappin	36 Stan Mikita	50 Stan Mikita	86
	Stan Mikita	36		
1975-76	Pit Martin	32 Dale Tallon	47 Pit Martin	71
1976-77	Ivan Boldirev	24 Ivan Boldirev	38 Ivan Boldirev	62
	Darcy Rota	24		
1977-78	Ivan Boldirev	35 Ivan Boldirev	45 Ivan Boldirev	80
1978-79	Ivan Boldirev	29 Stan Mikita	36 Ivan Boldirev	64
1979-80	Grant Mulvey	39 Terry Ruskowski	55 Terry Ruskowski	70
1980-81	Darryl Sutter	40 Tom Lysiak	55 Tom Lysiak	76
1981-82	Al Secord	44 Denis Savard	87 Denis Savard	119
1982-83	Al Secord	54 Denis Savard	86 Denis Savard	121
1983-84	Denis Savard	37 Denis Savard	57 Denis Savard	94

**Led League in scoring

1984-85 Divisional Alignment & Scheduling

ALIGNMENT

CLARENCE CAMPBELL CONFERENCE

Smythe Division

Calgary Flames
Edmonton Oilers
Los Angeles Kings
Vancouver Canucks
Winnipeg Jets

Norris Division

Chicago Black Hawks
Detroit Red Wings
Minnesota North Stars
St. Louis Blues
Toronto Maple Leafs

PRINCE OF WALES CONFERENCE

Patrick Division

New Jersey Devils
New York Islanders
New York Rangers
Philadelphia Flyers
Pittsburgh Penguins
Washington Capitals

Adams Division

Boston Bruins
Buffalo Sabres
Hartford Whalers
Montreal Canadiens
Quebec Nordiques

SCHEDULE:

Each of the 21 teams will play an 80-game schedule with those teams in The Smythe, Norris and Adams Divisions having eight games (four home, four away) against each of their Divisional opponents, plus three games against each of the remaining 16 teams in the League. In the case of the three games against the remaining clubs, teams will play two home, one away or vice-versa, alternating the extra home game each year.

The six clubs in the Patrick Division—New Jersey, New York Islanders, New York Rangers, Philadelphia, Pittsburgh and Washington—will play each other seven times with three games against each of the remaining 15 teams. The home-ice differential will be alternated each season.

STANLEY CUP PLAYOFFS:

At the conclusion of the regular schedule, the top four finishers in each of the Divisions will qualify for the Stanley Cup playoffs.

The division semi-finals will have the first place club oppose the fourth-place team and second versus third in a best-of-five series. The winners of each series will play a best-of-seven division final series with the team gaining higher standing during the regular-season holding home-ice advantage.

The four divisional winners will meet in a best-of-seven Conference Championship series. The Smythe Division winner will face the Norris Division champion, while the Patrick Division victor will oppose the Adams Division winner. The Conference winner will meet in a best-of-seven final series for the Stanley Cup.

Home-ice advantage for the conference finals will be determined by the division having the better regular season record in intra-conference play. Home ice advantage for the Stanley Cup Finals will be determined by the conference having the better regular season record in inter-conference play.

NATIONAL HOCKEY LEAGUE CLUB DIRECTORY

BOSTON BRUINS

Boston Garden
150 Causeway Street
Boston, MA 02114
Business Phone: (617) 227-3206
GM: Harry Sinden
Coach: Gerry Cheevers
PR Dir: Nate Greenberg

BUFFALO SABRES

Memorial Auditorium
140 Main Street
Buffalo, NY 14202
Business Phone: (716) 856-7300
GM-Coach: Scotty Bowman
PR Dir: Gerry Helper

CALGARY FLAMES

S.A.I.T. Arena
P.O. Box 1540, Station M
Calgary, Alberta T2P 3B9
Business Phone: (403) 261-0475
GM: Cliff Fletcher
Coach: Bob Johnson
PR Dir: Rick Skaggs

CHICAGO BLACK HAWKS

Chicago Stadium
1800 W. Madison
Chicago, IL 60612
Business Phone: (312) 733-5300
GM: Bob Pulford
Coach: Orval Tessier
PR Dir: Jim DeMaria

DETROIT RED WINGS

Joe Louis Sports Arena
600 Civic Center Drive
Detroit, MI 48226
Business Phone: (313) 963-8400
GM: Jim Devellano
Coach: Nick Polano
PR Dir: Bill Jamieson

EDMONTON OILERS

Northlands Coliseum
7424 - 118th Avenue
Edmonton, Alberta T5B 4M9
Business Phone: (403) 474-8561
GM-Coach: Glen Sather
PR Dir: Bill Tuele

HARTFORD WHALERS

Hartford Civic Center
One Civic Center Plaza
Hartford, CT 06103
Business Phone: (203) 728-3366
GM: Emile Francis
Coach: Jack Evans
PR Dir: Philip Langan

LOS ANGELES KINGS

The Forum
3900 W. Manchester Blvd.
Inglewood, CA 90301
Business Phone: (213) 674-6000
GM: Rogatien Vachon
Coach: Pat Quinn
PR Dir: Larry Rosoff

MINNESOTA NORTH STARS

Metropolitan Sports Center
7901 Cedar Ave., South
Bloomington, MN 55420
Business Phone: (612) 854-4411
GM: Lou Nanne
Coach: Bill Mahoney
PR Dir: Dick Dillman

MONTREAL CANADIENS

The Forum
2313 St. Catherine St. West
Montreal, Que. H3H 1N2
Business Phone: (514) 932-6181
GM: Serge Savard
Coach: Jacques Lemaire
PR Dir: Claude Mouton

NEW JERSEY DEVILS

Meadowlands Arena
P.O. Box 504
East Rutherford, N.J. 07073
Business Phone: (201) 460-4266
GM: Max McNab
Coach: Doug Carpenter
PR Dir: Larry Brooks

NEW YORK ISLANDERS

Nassau Coliseum
Hempstead Turnpike
Uniondale, NY 11553
Business Phone: (516) 794-4100
GM: Bill Torrey
Coach: Al Arbour
PR Dir: Les Wagner

NEW YORK RANGERS

Madison Square Garden
 4 Pennsylvania Plaza
 New York, NY 10001
 Business Phone: (212) 563-8000
 GM: Craig Patrick
 Coach: Herb Brooks
 PR Dir: Vince Casey

PHILADELPHIA FLYERS

The Spectrum
 Pattison Place
 Philadelphia, PA 19148
 Business Phone: (215) 465-4500
 GM: Bobby Clarke
 Coach: Mike Keenan
 PR Dir: Rodger Gottlieb

PITTSBURGH PENGUINS

Gate 7 — Civic Arena
 Pittsburgh, PA 15219
 Business Phone: (412) 434-8911
 GM: Ed Johnston
 Coach: Bob Berry
 PR Dir: Terry Schifffhauer

QUEBEC NORDIQUES

Colisee De Quebec
 2205 Ave. Du Colisee
 Quebec, P.Q. G1L 4W7
 Business Phone: (418) 529-8441
 GM: Maurice Filion
 Coach: Michel Bergeron
 PR Dir: Marius Fortier

ST. LOUIS BLUES

The Checkerdome
 5700 Oakland Ave.
 St. Louis, MO 63110
 Business Phone: (314) 781-5300
 GM: Ron Caron
 Coach: Jacques Demers
 PR Dir: Susie Mathieu

TORONTO MAPLE LEAFS

Maple Leaf Garden
 60 Carlton Street
 Toronto, Ont. M5B 1L1
 Business Phone: (416) 368-1641
 GM: Gerry McNamara
 Coach: Dan Maloney
 PR Dir: Stan Obodiac

VANCOUVER CANUCKS

Pacific Coliseum
 100 N. Renfrew St.
 Vancouver, B.C. V5K 3N7
 Business Phone: (604) 254-5141
 GM: Harry Neale
 Coach: Bill La Forge
 PR Dir: Norm Jewison

WASHINGTON CAPITALS

Capital Centre
 Landover, MD 20786
 Business Phone: (301) 350-3400
 GM: David Poile
 Coach: Brian Murray
 PR Dir: Lou Corletto

WINNIPEG JETS

Winnipeg Arena
 15-1430 Maroons Road
 Winnipeg, Manitoba R3G 0L5
 Business Phone: (204) 772-9491
 GM: John Ferguson
 Coach: Barry Long
 PR Dir: Ralph Carter

NHL — NEW YORK

14th Floor
 1221 Avenue of the Americas
 New York, NY 10020
 Business Phone: (212) 398-1100
 Marketing Dir: Steve Ryan
 Dir. of Comm: John Halligan

NHL — MONTREAL

960 Sun Life Building
 1155 Metcalfe St.
 Montreal, Que. H3B 2W2
 Business Phone: (514) 871-9220
 PR Dir: Mike Griffin

DATES TO REMEMBER

- January 16, 1962 Glenn Hall plays 500th consecutive game in goal
..... honored before the game
- January 17, 1952 Mosienko scores 200th goal
- January 19, 1971 11 Hawks on West All-Star squad beat East
2-1 in Minnesota
- January 28, 1943 Max Bentley scores 7 points (4-3-7) vs. Rangers
- January 30, 1969 .. Hawks win biggest shutout ever; 12-0 in Philadelphia
- February 3, 1982 . Grant Mulvey scores five goals, 2 assists vs. St. Louis
- February 20, 1944 .. Hawks and Leafs play only 0-0 penalty free game in
NHL history
- February 21, 1970 . Bobby Hull scores 500th career goal vs. NY Rangers
Goaltender - Ed Giacomin
- February 23, 1947 20,004 see Emile Francis in debut vs. Boston
- February 26, 1976 Coach Billy Reay wins his 500th game as
Black Hawk coach
- February 27, 1977 ... Stan Mikita scores 500th career goal vs. Vancouver
Goaltender - Cesare Maniago
- March 4, 1941 Sam LoPresti makes 80 saves against Boston
- March 12, 1966 Bobby Hull scores 51st goal vs. NY Rangers
- March 12, 1967 Hawks clinch first Prince of Wales Trophy
- March 12, 1947 Hawks start 5 U.S. players in NHL game
- March 13, 1979 ... Hawks and Atlanta Flames complete eight player trade
- March 20, 1983 Al Secord scores 50th goal of season ys. Toronto
- March 22, 1982... Denis Savard breaks Bobby Hull's single season point
record of (107)
- March 23, 1952.. Bill Mosienko scores fastest three goals in NHL history
3 goals in 21 seconds
- March 25, 1972..... Bobby Hull scores 600th career goal vs. Boston
Goaltender - Gerry Cheevers
- March 26, 1961 . Balfour scores at 52:12 of overtime to beat Montreal 2-1
- March 28, 1929 Chicago Stadium opened on this date
with a boxing match
- March 29, 1970 Tony Esposito records 15th shutout of the season
setting a modern day shutout record
- April 4, 1982 Doug Wilson scores 39th goal—a record for
Hawk defenseman
- April 5, 1970 Hawks defeat Montreal 10-2 in final game
to take first place
- April 10, 1934 Hawks win first Stanley Cup defeating Detroit 1-0 in
2nd overtime
- April 10, 1982 20,960 see Hawks-Minn. in Cup battle
- April 12, 1938 Hawks win second Stanley Cup defeating Toronto 4-1
- April 16, 1961 .. Hawks win their third Stanley Cup defeating Detroit 5-1
- May 10, 1982..... N.B. Hawks capture the A.H.L. Calder Cup
- September 25, 1926 Chicago receives NHL franchise
- October 19, 1980 Stan Mikita's #21 is retired
- November 4, 1947 .. Max Bentley traded to Toronto for Bodnar, Stewart,
Goldham, Poile and Dickens
- November 17, 1926 First Black Hawk game ever in Coliseum
- November 22, 1917 NHL organized in Montreal
- December 16, 1929 First Hawk game in Chicago Stadium
- December 18, 1932 Chicago Bears defeat Portsmouth 9-0 for NFL
title in game played at Chicago Stadium
- December 18, 1954 Rocket Richard scores 400th goal in Stadium

Goaltenders Past to Present

	GP	GA	SO	Ave.		GP	GA	SO	Ave.		
1926-27	Hugh Lehman	44	116	5	2.50	1956-57	Al Rollins	70	225	3	3.21
1927-28	Chas. Gardiner	40	114	3	2.84	1957-58	Glenn Hall	70	202	7	2.89
	Hugh Lehman	4	20	1	5.00	1958-59	Glenn Hall	70	208	1	2.97
1928-29	Chas. Gardiner	44	85	5	1.93	1959-60	Glenn Hall	70	180	6	2.57
1929-30	Chas. Gardiner	44	111	3	2.52	1960-61	Glenn Hall	70	180	6	2.57
1930-31	Chas. Gardiner	44	78	12	1.77	1961-62	Glenn Hall	70	185	9	2.66
1931-32	Chas. Gardiner	48	101	4	2.10	1962-63	Glenn Hall	66	166	5	2.52
1932-33	Chas. Gardiner	48	101	5	2.10		Denis DeJordy	6	19	0	3.35
1933-34	Chas. Gardiner	48	83	10	1.73	1963-64	Glenn Hall	65	148	7	2.28
1934-35	Lorne Chabot	48	88	8	1.83		Denis DeJordy	6	1	0	3.35
1935-36	Mike Karakas	48	92	9	1.92	1964-65	Glenn Hall	41	99	4	2.41
1936-37	Mike Karakas	48	131	5	2.73		Denis DeJordy	30	74	3	2.52
1937-38	Mike Karakas	48	139	1	2.87	1965-66	Glenn Hall	63	164	4	2.60
1938-39	Mike Karakas	48	132	5	2.75		Dave Dryden	11	23	0	2.09
1939-40	Paul Goodman	31	62	4	2.00	1966-67	Denis DeJordy	44	104	4	2.46
	Mike Karakas	17	58	0	3.41		Glenn Hall	28	66	2	2.36
1940-41	Paul Goodman	21	55	2	2.62	1967-68	Denis DeJordy	50	128	4	2.80
	Sam LoPresti	27	84	1	3.11		Dave Dryden	27	69	1	3.03
1941-42	Bill Dickie	1	3	0	3.00		Jack Norris	7	22	1	3.95
	Sam LoPresti	47	152	3	3.23	1968-69	Denis DeJordy	53	156	2	3.14
1942-43	Bert Gardiner	50	180	1	3.60		Dave Dryden	30	79	3	3.20
1943-44	Mike Karakas	26	79	3	3.04		Jack Norris	3	10	0	3.33
	Hec Highton	24	108	0	4.50	1969-70	Tony Esposito	63	136	15	2.17
1944-45	Mike Karakas	48	187	4	3.90		Gerry DesJardins	4	8	0	2.00
	Doug Stevenson	2	7	0	3.50		Denis DeJordy	10	25	0	2.50
1945-46	Mike Karakas	48	166	1	3.46	1970-71	Tony Esposito	57	126	6	2.27
	Doug Stevenson	2	12	0	6.00		Gerry DesJardins	22	49	0	2.41
1946-47	Paul Bibeault	41	170	1	4.14		Gilles Meloche	2	6	0	3.00
	Emile Francis	19	104	0	5.47		Ken Brown	1	1	0	3.33
1947-48	Emile Francis	54	183	1	3.39	1971-72	Tony Esposito	48	82	9	1.76
	Doug Jackson	6	42	0	7.00		Gary Smith	28	62	5	2.41
1948-49	Jim Henry	60	211	0	3.52		Gerry DesJardins	6	21	0	3.50
1949-50	Frank Brimsek	70	244	5	3.48	1972-73	Tony Esposito	56	140	4	2.51
1950-51	Harry Lumley	64	246	3	3.84		Gary Smith	23	79	0	3.54
	Marcel Pelletier	6	29	0	4.83	1973-74	Tony Esposito	70	141	10	2.04
	Ralph Almas	1	5	0	5.00		Mike Veisor	10	20	1	2.23
1951-52	Harry Lumley	70	241	2	3.44	1974-75	Tony Esposito	71	193	5	2.74
	Moe Roberts	1	0	1	0.00		Michel Dumas	3	7	0	3.74
1952-53	Al Rollins	70	175	6	2.50		Mike Veisor	9	36	0	4.70
1953-54	Al Rollins	66	213	4	3.23	1975-76	Tony Esposito	68	198	4	2.97
	Jean Marois	2	11	0	5.50		Gilles Villemure	15	57	0	4.29
	Jack Gellreau	2	18	0	9.00	1976-77	Tony Esposito	69	234	2	3.45
1954-55	Al Rollins	44	150	0	3.41		Michel Dumas	5	17	0	4.23
	Henry Bassen	21	63	0	3.00		Mike Veisor	3	13	0	4.33
	Ray Frederick	5	22	0	4.40		Gilles Villemure	6	28	0	5.38
1955-56	Al Rollins	58	174	3	3.00	1977-78	Mike Veisor	12	31	2	2.58
	Henry Bassen	12	42	1	3.50		Tony Esposito	64	168	5	2.63
							Ed Johnston	4	17	0	4.25
						1978-79	Tony Esposito	63	206	4	3.27
							Mike Veisor	17	60	0	3.53
						1979-80	Tony Esposito	69	205	6	2.97
							Mike Veisor	11	37	0	3.36
						1980-81	Tony Esposito	66	216	5	3.75
							Murray Bannerman	15	62	2	4.30
						1981-82	Tony Esposito	52	231	1	4.52
							M. Bannerman	29	116	1	4.17
							W. Skorodenski	1	5	0	5.00
						1982-83	Tony Esposito	39	135	1	3.46
							M. Bannerman	41	127	4	3.10
						1983-84	M. Bannerman	56	188	2	3.38
							T. Esposito	18	88	1	4.82
							B. Janecyk	8	28	0	4.08

Complete Black Hawk Records 1926 Thru 1984

1926-27

	GP	G	A	Pts	Pim
Irvin, Dick	43	18	18	36	34
Dye, Cecil	41	25	5	30	14
McKay, Mickey	34	14	8	22	23
Hay, George	35	14	8	22	12
Fraser, Gordon	44	14	6	20	89
McVeigh, Charles	43	12	4	16	23
Wilson, Cully	39	8	4	12	40
Trapp, Bob	44	4	2	6	92
Rodden, Eddie	19	3	3	6	0
Dutkowski, Duke	34	3	2	5	22
Traub, Percy	37	0	2	2	93
Riley, Jack	15	0	2	2	14
Townsend, Art	4	0	0	0	0
McFarlane, Gordon	1	0	0	0	0
Doraty, Ken	20	0	0	0	0

1927-28

	GP	G	A	Pts	Pim
McKay, Mickey	36	17	4	21	23
McVeigh, Charles	39	6	7	13	10
Arbour, Ernest	39	5	5	10	32
Wentworth, Marvin	43	5	5	10	31
Irvin, Dick	12	5	4	9	14
Fraser, Gordon	41	4	2	6	60
Denneny, Corbett	18	5	0	5	12
Brown, Cecil	12	2	0	2	4
McCalmon, Eddie	21	2	0	2	8
LaFrance, Leo	29	2	0	2	6
Miller, Earl	21	1	1	2	32
Taylor, Ralph	22	1	1	2	39
Moran, Amby	21	1	1	2	14
Trapp, Bob	34	0	2	2	37
Graham, Teddy	19	1	0	1	8
Wasnie, Nick	15	1	0	1	22
Hoffinger, Vic	15	0	1	1	18
Stanley, Barney	2	0	0	0	0
Dye, Cecil	10	0	0	0	0

1928-29

	GP	G	A	Pts	Pim
Ripley, Vic	39	11	2	13	31
Gottselig, John	44	5	3	8	26
Irvin, Dick	39	6	1	7	30
Arbour, Ernest	44	3	4	7	32
March, Harold	35	3	3	6	6
Couture, Rosario	43	1	3	4	22
Wentworth, Marvin	44	2	1	3	44
McKinnon, Alex	44	1	1	2	56
Miller, Earl	17	1	1	2	24
Loughlin, Clem	24	0	1	1	16
Keats, Gordon	3	0	1	1	0
Taylor, Ralph	38	0	0	0	56
Burns, Robert	6	0	0	0	6
Hoffinger, Vic	10	0	0	0	12
Lesieur, Arthur	17	0	0	0	0
Gardiner, Herb	13	0	0	0	0
Gardiner, Charlie	44	0	0	0	2

1929-30

	GP	G	A	Pts	Pim
Cook, Tom	41	14	16	30	16
Gottselig, John	39	21	4	25	28
Somers, Art	44	11	13	24	74
Arbour, Ernest	42	10	8	18	26
Dutkowski, Duke	44	7	10	17	42
Miller, Earl	28	11	5	16	50
Ripley, Vic	38	8	8	16	33
Couture, Rosario	43	8	8	16	63
Ingram, Frank	35	6	10	16	28
March, Harold	43	8	7	15	48
Adams, Stewart	26	4	6	10	16
Wentworth, Marvin	37	3	4	7	28
Abel, Clarence	38	3	3	6	42
Taylor, Ralph	40	3	0	3	74
Graham, Teddy	26	1	2	3	23
Burns, Robt.	11	1	0	1	2
Bostrum, Helgy	21	0	1	1	8

1930-31

	GP	G	A	Pts	Pim
Gottselig, John	42	20	12	32	14
Cook, Tommy	44	15	14	29	34
Ingram, Frank	44	17	4	21	37
Couture, Rosario	44	8	11	19	30
Adams, Stewart	36	5	13	18	18
March, Harold	44	11	6	17	36
Desjardins, Victor	38	3	12	15	11
Ripley, Vic	39	8	4	12	9
Romnes, Elwyn	30	5	7	12	8
Somers, Art	33	3	6	9	33
Wentworth, Marvin	44	4	4	8	12
Miller, Earl	19	3	4	7	8
Graham, Ted	44	0	7	7	38
Dutkowski, Duke	19	2	4	6	40
Arbour, Ernest	41	3	3	6	12
Bostrum, Helgy	38	2	2	4	32
Abel, Clarence	43	0	1	1	45
Jenkins, Roger	31	0	1	1	14
Vokes, Ed	5	0	0	0	0

1931-32

	GP	G	A	Pts	Pim
Gottselig, John	44	13	15	28	28
Cook, Tommy	48	12	13	25	36
March, Harold	48	12	10	22	59
Thompson, Paul	48	8	14	22	34
Ripley, Vic	48	12	6	18	47
Couture, Rosario	48	9	9	18	8
Johnson, Ivan	48	3	10	13	30
Cox, Dan	48	8	3	11	32
Noble, Reg	48	3	3	6	34
Boucher, George	41	2	4	6	6
Patterson, George	43	1	5	6	50
Ayres, Vernon	24	3	3	6	10
Heller, Ott	26	0	5	5	26
Ingram, Frank	19	1	2	3	4
Graham, Teddy	48	0	3	3	40
Romnes, Elwyn	18	1	0	1	6
Shea, Pat	10	1	0	1	0
Coulter, Art	14	0	1	1	23
Bostrum, Helgy	13	0	0	0	4

1932-33

	GP	G	A	Pts	Pim
Thompson, Paul	48	13	20	33	27
Cook, Tommy	48	12	14	26	30
Gottselig, John	41	11	11	22	6
Romnes, Elwyn	47	10	12	22	2
March, Harold	48	9	11	20	38
Couture, Rosario	46	10	7	17	26
MacFayden, Don	47	5	9	14	20
Ripley, Vic	40	4	9	13	27
Jenkins, Roger	46	3	10	13	42
Graham, Ted	48	3	8	11	57
McKenzie, Bill	36	4	4	8	13
Rurch, Billy	47	5	1	6	6
Coulter, Art	46	3	2	5	53
Abel, Clarence	47	0	4	4	63
Bostrum, Helge	18	1	0	1	14
Holmes, Lew	15	0	0	0	2
Weibe, Art	4	0	0	0	0

1933-34

	GP	G	A	Pts	Pim
Thompson, Paul	48	20	16	36	17
Gottselig, John	48	16	14	30	4
Romnes, Elwyn	47	8	21	29	6
Conacher, Lionel	48	10	13	23	67
March, Harold	48	4	13	17	26
Cook, Tommy	37	5	9	14	15
Couture, Rosario	48	5	8	13	21
Leswick, Jack	37	1	7	8	16
Coulter, Art	41	5	2	7	39
Sheppard, John	43	3	4	7	4
Goldsworthy, Leroy	27	3	3	6	0
Trudel, Louis	34	1	3	4	13
Jenkins, Roger	48	2	2	4	37
McFayden, Don	34	1	3	4	20
Kendall, Bill	21	3	0	3	0
Abel, Clarence	46	2	1	3	28
Starke, Joe	2	0	0	0	0

1934-35

	GP	G	A	Pts	Pim
Thompson, Paul	48	16	23	39	20
Gottselig, John	48	19	18	37	16
Morenz, Howie	48	8	26	34	21
Cook, Tommy	48	13	18	31	33
March, Harold	48	13	17	30	48
Goldsworthy, Leroy	40	20	9	29	15
Romnes, Elwyn	35	10	14	24	8
Trudel, Louis	47	11	11	22	28
Couture, Rosario	47	7	9	16	14
Coulter, Art	48	4	8	12	68
Levinsky, Alex	43	3	8	11	22
Kendall, Bill	47	6	4	10	16
Locking, Norman	38	2	5	7	19
McFayden, Don	36	2	5	7	4
Burke, Marty	48	2	2	4	29
Wiebe, Art	42	2	1	3	27
Kenny, Ernest	4	0	0	0	18

1935-36

	GP	G	A	Pts	Pim
Thompson, Paul	45	17	23	40	19
Romnes, Elwyn	48	13	25	38	6
March, Harold	48	16	19	35	42
Gottselig, John	41	14	15	29	4
Brydson, Glen	51	10	16	26	39
Morenz, Howie	42	6	15	21	26
MacFayden, Don	47	4	16	20	23
Seibert, Earl	41	5	9	14	27
Cook, Tommy	47	4	8	12	20
Levinsky, Alex	48	1	7	8	69
Coulter, Art	46	1	7	8	44
Trudel, Alex	46	3	4	7	27
Ouelette, Eddie	43	3	2	5	11
Larouchelle, Wildor	40	2	3	5	14
Kendall, Bill	22	2	1	3	0
Burke, Marty	48	0	3	3	49
Wiebe, Art	46	1	0	1	25
Locking, Norman	14	0	1	1	7

1936-37

	GP	G	A	Pts	Pim
Thompson, Paul	47	17	18	35	28
Gottselig, John	47	9	21	30	10
Kelly, Regis	45	15	4	19	8
Larouchelle, Wildor	43	9	10	19	6
Trudel, Louis	42	6	12	18	11
Romnes, Elwyn	28	4	14	18	2
March, Harold	36	11	6	17	31
Palangio, Pete	35	8	9	17	16
Seibert, Earl	43	9	6	15	46
Brydson, Glen	30	7	7	14	20
Kendall, Bill	32	5	4	9	10
Levinsky, Alex	48	0	8	8	32
Burke, Marty	42	1	3	4	28
Jackson, Harold	38	1	3	4	6
Klingbeil, Ernest	5	1	2	3	2
Blair, Andy	43	0	3	3	33
Cook, Tommy	15	0	2	2	0
Wiebe, Art	43	0	2	2	6
La Prairie, Bun	6	0	0	0	0
Suomi, A.	5	0	0	0	0
Schaeffer, Paul	5	0	0	0	6
Brink, Milton	5	0	0	0	0
Karakas, Mike	48	0	0	0	2

1937-38

	GP	G	A	Pts	Pim
Thompson, Paul	48	22	22	44	14
Gottselig, John	48	13	19	32	22
Romnes, Elwyn	44	10	22	32	4
March, Harold	42	11	17	28	16
Trudel, Louis	42	6	16	22	15
Seibert, Earl	48	8	13	21	38
Dahlstrom, Carl	48	10	9	19	11
Shill, Jack	45	5	6	11	18
Voss, Carl	37	3	8	11	0
Jenkins, Roger	37	1	8	9	26
Burke, Marty	50	0	5	5	39
Levinsky, Alex	48	3	2	5	18
Brydson, Glen	19	1	3	4	6
Palangio, Pete	19	2	1	3	4
McKenzie, Bill	46	1	2	3	24
Connolly, Bert	16	1	2	3	4
Wiebe, Art	43	0	3	3	24

Johnson, Virgil	25	0	2	2	2
Nicholson, Ivan	2	1	0	1	0
Kendall, Bill	9	0	1	1	2
Hanson, O.	8	0	0	0	0
Heyliger, Vic	7	0	0	0	0
Jackson, Hal	3	0	0	0	0

1938-39

	GP	G	A	Pts	Pim
Gottselig, John	48	16	23	39	15
Romnes, Elwyn	48	7	20	27	0
Desilets, Joffre	48	11	13	24	28
Thoms, Bill	48	7	15	22	20
March, Harold	47	10	11	21	29
Dahlstrom, Carl	48	6	14	20	3
Thompson, Paul	33	5	10	15	33
Seibert, Earl	48	4	11	15	57
Blinco, Russell	47	3	12	15	2
Robinson, Earl	47	9	6	15	13
Northcott, Lawrence	46	5	7	12	9
Gracie, Bob	38	4	7	11	31
Shill, Jack	28	2	4	6	4
Cooper, Joe	17	3	3	6	10
Bessler, Phil	22	1	4	5	6
Mason, Charlie	17	1	4	5	0
Levinsky, Alex	30	1	3	4	36
Jenkins, Roger	41	2	2	4	6
Wiebe, Art	47	1	2	3	24
McKenzie, Bill	47	1	0	1	36
De Marco, Albert	2	1	0	1	0

1939-40

	GP	G	A	Pts	Pim
Dahlstrom, Carl	45	11	19	30	15
March, Harold	47	9	14	23	49
Carse, Bill	48	10	13	23	10
Gottselig, John	39	8	15	23	7
Thoms, Bill	47	9	13	22	4
Allen, George	47	10	12	22	26
Hergesheimer, Phil	42	9	11	20	6
Bentley, Douglas	39	12	7	19	12
Cunningham, Les	37	6	11	17	2
Desilets, Joffre	26	6	7	13	6
Cooper, Joe	44	4	7	11	59
Chad, John	22	8	3	11	11
Seibert, Earl	37	3	7	10	35
Portland, Jack	50	1	9	10	36
Smith, Des	44	3	6	9	50
Carse, Bob	22	3	5	8	11
De Marco, Albert	18	0	5	5	17
Wiebe, Art	47	2	2	4	20
McKenzie, Bill	19	0	1	1	14
Allum, Bill	1	0	0	0	0

1940-41

	GP	G	A	Pts	Pim
Thoms, Bill	47	13	19	31	28
Allen, George	44	14	17	32	8
Bentley, Douglas	46	8	20	28	12
Dahlstrom, Carl	40	11	14	25	6
Chad, John	44	7	18	25	16
Hergesheimer, Phil	47	8	16	24	9
Carse, Bill	30	5	15	20	12
Seibert, Earl	44	3	17	20	52
Carse, Bob	42	9	9	18	9
March, Harold	43	8	9	17	16
Bentley, Max	36	7	10	17	6
Cooper, Joe	40	5	5	10	66
Portland, Jack	47	2	7	9	38
Kelly, Regis	21	5	3	8	7
Wiebe, Art	45	3	2	5	28
Gottselig, John	5	1	4	5	5
Mariucci, John	24	0	5	5	33
Papike, Joe	9	2	2	4	2
McKay, Dave	27	3	0	3	26

1941-42

	GP	G	A	Pts	Pim
Thoms, Bill	47	15	30	45	8
Hamill, Robert	42	24	12	36	13
March, Harold	46	6	26	32	22
Bentley, Max	38	13	17	30	2
Kaletka, Alex	47	7	21	28	24
Dahlstrom, Carl	33	13	14	27	6
Carse, Bill	43	13	14	27	16
Bentley, Douglas	38	12	14	26	11
Carse, Bob	32	7	16	23	10
Seibert, Earl	45	7	14	21	52

Allen, George	42	7	13	20	21
Cooper, Joe	46	6	14	20	58
Mosienko, Bill	11	6	8	14	4
Herqesheimer, Phil	25	3	11	14	4
Mariucci, John	46	5	8	13	44
Wiebe, Art	43	2	4	6	20
Johnston, George	2	2	0	2	0
Tuten, Audley	5	1	1	2	10
Stewart, Ken	6	1	1	2	0
Papike, Joe	9	1	0	1	0
Mitchell, Bill	1	0	0	0	4
Purpur, Clifford	8	0	0	0	0

1942-43

	GP	G	A	Pts	Pim
Bentley, Douglas	50	33	40	73	18
Bentley, Max	47	26	44	70	2
Hamill, Robert	50	28	16	44	44
Thoms, Bill	47	15	28	43	11
March, Harold	50	7	29	36	46
Carse, Robert	47	10	22	32	6
Seibert, Earl	44	5	27	32	48
Purpur, Clifford	50	13	16	29	14
Dahlstrom, Carl	38	11	13	24	10
Allen, George	47	10	14	24	26
Johnston, George	30	10	7	17	0
Tuten, Audley	34	3	7	10	38
Gottselig, John	10	2	6	8	2
Wiebe, Art	33	1	7	8	25
Herqesheimer, Phil	9	1	3	4	0
Bentley, Reginald	11	1	2	3	2
Mosienko, William	2	2	0	2	0
Mitchell, William	42	1	1	2	47
Matte, Joe	12	0	2	2	8
Carbol, Leo	6	0	1	1	4

1943-44

	GP	G	A	Pts	Pim
Bentley, Douglas	50	38	39	77	22
Smith, Clint	50	23	49	72	4
Mosienko, William	50	32	38	70	10
Dahlstrom, Carl	50	20	22	42	8
Allen, George	45	17	24	41	36
March, Harold	48	10	27	37	16
Seibert, Earl	50	8	25	33	40
Gottselig, John	45	8	15	23	6
Purpur, Clifford	40	9	10	19	11
Johnson, Virgil	48	1	8	9	23
Thoms, Bill	7	3	5	8	2
Wiebe, Art	21	2	4	6	2
Heyliger, Vic	26	2	3	5	2
Campbell, Donald	17	1	3	4	8
Toupin, Jack	8	1	2	3	0
Grigor, George	2	1	0	1	0
Cooper, Joe	13	1	0	1	17
Dyte, Jack	27	1	0	1	21
Butfrey, Gordon	10	0	0	0	0
Farrant, Whitey	1	0	0	0	0
Harms, John	1	0	0	0	0
Thompson, Paul	1	0	0	0	0

1944-45

	GP	G	A	Pts	Pim
Mosienko, Bill	50	28	26	54	0
Smith, Clint	50	23	31	54	0
Horeck, Fete	50	20	16	36	44
Grosso, Don	41	15	16	31	10
Seibert, Earl	47	12	17	29	23
McDonald, Byron	29	7	14	21	0
Cooper, Joe	50	4	17	21	50
Dahlstrom, Carl	40	6	13	19	0
Thoms, Bill	38	6	8	14	8
Brayshaw, Russell	43	5	9	14	14
March, Harold	38	5	5	10	12
Harms, John	43	5	5	10	21
Fraser, Harvey	21	5	4	9	0
Purpur, Clifford	21	2	7	9	11
Check, Lude	26	6	2	8	4
Field, Wilfred	48	4	4	8	32
Mitchell, Bill	40	3	4	7	16
Ramsay, Les	11	2	2	4	2
Simon, John	50	0	3	3	35
Johnson, Virgil	2	0	1	1	2
Papike, Joe	2	0	1	1	2
Gottselig, John	1	0	0	0	0
Zobrosky, Martin	1	0	0	0	2

Bretto, Joe	3	0	0	0	4
Karakas, Mike	48	0	1	1	0

1945-46

	GP	G	A	Pts	Pim
Bentley, Max	47	31	30	61	6
Smith, Clint	50	26	24	50	2
Mosienko, Bill	40	18	30	48	12
Kaletka, Alex	49	19	27	46	17
Horeck, Pete	50	20	21	41	34
Bentley, Doug	36	19	21	40	16
Hamill, Robert	38	20	17	37	23
Gee, George	35	14	15	29	12
Allen, George	44	11	15	26	16
Grosso, Don	47	7	10	17	17
Wares, Eddie	45	4	11	15	34
Mariucci, John	50	3	8	11	58
Johnston, George	16	5	4	9	2
Cooper, Joe	50	2	7	9	46
Hamilton, Reg	48	1	7	8	31
Chad, John	13	0	1	1	2
Reese, Leo, Jr.	6	0	0	0	6
Karakas, Mike	48	0	0	0	5

1946-47

	GP	G	A	Pts	Pim
Bentley, Max	60	29	43	72	12
Bentley, Doug	52	21	34	55	18
Mosienko, Bill	59	25	27	52	2
Brown, Adam	64	19	30	49	87
Kaletka, Alex	57	24	20	44	37
Hamill, Robert	60	21	19	40	12
Gee, George	60	20	20	40	26
Horeck, Pete	56	16	19	35	71
Smith, Clint	52	9	17	26	6
Gadsby, Bill	48	8	10	18	31
Wares, Eddie	60	4	7	11	21
Mariucci, John	52	2	9	11	110
Reise, Leo	48	4	6	10	32
Ashworth, Frank	18	5	4	9	2
Natgrass, Ralph	35	4	5	9	34
Jackson, Jack	48	2	5	7	38
Johnston, George	10	3	1	4	0
Blade, Henry	18	1	3	4	2
Hamilton, Reg	10	0	3	3	2
Dick, Harry	12	0	1	1	12
Fowler, Tom	24	0	1	1	10
Bibeault, Paul	41	0	0	0	2

1947-48

	GP	G	A	Pts	Pim
Bentley, Doug	60	20	37	57	16
Stewart, Gaye	61	27	29	56	83
Bentley, Max	59	26	28	54	14
Poile, Norman	58	25	29	54	17
Conacher, Roy	52	22	27	49	4
Gee, George	60	14	25	39	18
Rodnar, Gus	46	13	22	35	23
Kaletka, Alex	52	10	16	26	40
Mosienko, Bill	40	16	9	25	0
Hamill, Robert	60	11	13	24	18
Dickens, Ernie	54	5	15	20	30
Prystai, Metro	54	7	11	18	25
Brown, Adam	32	7	10	17	41
Natgrass, Ralph	60	5	12	17	79
Gadsby, Bill	60	6	10	16	66
Goldham, Bob	38	2	9	11	38
Mariucci, John	51	1	4	5	63
Thomas, Cy	14	2	2	4	12
Butler, Dick	7	2	0	2	0
Blade, Hank	6	1	0	1	0
Michaluk, Art	5	0	0	0	0
Baldwin, Doug	5	0	0	0	2
Francis, Emile	54	0	0	0	6

1948-49

	GP	G	A	Pts	Pim
Conacher, Roy	60	26	42	68	85
Bentley, Doug	58	23	43	66	38
Conacher, Jim	59	26	23	49	43
Rodnar, Gus	59	19	26	45	14
Poile, Norman	60	21	21	42	8
Mosienko, Bill	60	17	25	42	6
Stewart, Gaye	54	20	18	38	57
*Gee, George	51	7	14	21	31

*Guidolin, Bep	60	4	17	21	116
Brown, Adam	58	8	12	20	69
Prystai, Metro	59	12	7	19	19
Natfrass, Ralph	60	4	10	14	85
Gadsby, Bill	50	3	10	13	85
Hamill, Robert	57	8	4	12	16
Goldham, Bob	60	1	10	11	43
Dickens, Ernest	59	2	3	5	14
McCaig, Douglas	56	1	3	4	60
Olmstead, Bert	9	0	2	2	4

1949-50

	GP	G	A	Pts	Pim
Conacher, Roy	70	25	31	56	16
Bentley, Douglas	64	20	33	53	28
Prystai, Metro	65	29	22	51	31
Guidolin, Bep	70	17	34	51	42
Olmstead, Bert	70	20	29	49	40
Mosienko, Bill	69	18	28	46	10
Stewart, Gaye	70	24	19	43	43
Bodnar, Gus	70	11	28	39	6
Gadsby, Bill	70	10	24	34	138
Conacher, Jim	66	13	20	33	14
Natfrass, Ralph	68	5	11	16	96
Dickens, Ernest	70	0	13	13	22
Goldham, Bob	67	2	10	12	57
Hamill, Robert	59	6	2	8	6
Brown, Adam	25	2	2	4	16
McCaig, Douglas	63	0	4	4	49
Stasiuk, Vic	17	1	1	2	2
Leier, Ed	5	0	1	1	0
Bedard, Jim	5	0	0	0	2
Miller, Jack	6	0	0	0	0
Brimsek, Frank	70	0	0	0	2

1950-51

	GP	G	A	Pts	Pim
Conacher, Roy	70	26	24	50	0
*Olmstead, Bert	54	18	23	41	50
Babando, Pete	70	18	19	37	36
Conacher, Jim	52	10	27	37	16
Mosienko, Bill	65	21	15	36	18
Guidolin, Bep	69	12	22	34	56
Bentley, Douglas	44	9	23	32	20
Brown, Adam	53	10	12	22	61
Powell Ray	31	7	15	22	2
*Stasiuk, Vic	70	8	13	21	18
Morrison, Don	59	8	12	20	6
Bodnar, Gus	44	8	12	20	8
Dewsbury, Al	67	5	14	19	79
Lundy, Pat	61	9	9	18	9
*Black, Steve	44	4	6	10	24
Gadsby, Bill	25	3	7	10	32
Dickens, Ernest	70	2	8	10	20
McCaig, Douglas	53	2	5	7	29
Fashoway, Gordon	13	3	2	5	14
Coffin, Hugh	31	0	3	3	33
Leier, Ed	11	2	0	2	2
Bedard, Jim	17	1	1	2	6
Stewart, Jack	26	0	2	2	49
Hucul, Fred	3	1	0	1	2
Miller, Jack	11	0	0	0	4
Smith, Glen	2	0	0	0	0
Hornill, Robert	2	0	0	0	0
Michaluk, John	1	0	0	0	0
Fielder, Guyle	3	0	0	0	0
Lumley, Harry	64	0	0	0	4
Pelletier, Marcel	6	0	0	0	2

1951-52

	GP	G	A	Pts	Pim
Mosienko, Bill	70	31	22	53	10
Gee, George	70	18	31	49	39
Bodnar, Gus	69	14	26	40	26
Peters, Jim	70	15	21	36	16
McFadden, Jim	70	10	24	34	14
Gu'dolin, Bep	67	13	18	31	78
Babando, Pete	49	11	14	25	29
Dewsbury, Al	69	7	17	24	99
Gadsby, Bill	59	7	15	22	87
Horack, Peter	60	9	11	20	22
Finney, Sid	35	6	5	11	6
Wituk, Steve	33	3	8	11	14
Woit, Ben	58	3	8	11	20
Hucul, Fred	34	3	7	10	37
Fogolin, Lee	69	0	9	9	96

Bentley, Douglas	8	2	3	5	4
Raglan, Clare	35	0	5	5	28
Conacher, Roy	12	3	1	4	0
*Martin, Clare	45	1	3	4	14
Stewart, Jack	37	1	3	4	12
Hrymnak, Steve	18	2	1	3	4
*Conacher, Jim	21	1	2	3	2
Taylor, Harry	15	1	1	2	0
Conacher, Pete	2	0	1	1	0
Quackenbush, Max	14	0	1	1	4
Wharram, Ken	1	0	0	0	0
Buchanan, Mike	1	0	0	0	0
Price, John	1	0	0	0	0
Foeta, Tony	1	0	0	0	0
Lumley, Harry	70	0	0	0	2

1952-53

	GP	G	A	Pts	Pim
McFadden, Jim	70	23	21	44	29
Peters, Jim	69	22	19	41	16
Gee, George	67	18	21	39	99
Couture, Gerry	70	19	18	37	22
Mosienko, Bill	65	17	20	37	8
Gardner, Cal.	70	11	24	35	60
Bodnar, Gus	66	16	13	29	26
Mortson, Gus	68	5	18	23	86
Gadsby, Bill	68	2	20	22	84
Dewsbury, Al	69	5	16	21	97
*Babando, Pete	58	9	9	18	18
Conacher, Pete	41	5	6	11	7
Hucul, Fred	57	1	12	13	41
Finney, Sid	18	4	2	6	4
Glover, Fred	31	4	2	6	37
Raglan, Clare	32	1	3	4	10
Scalisizzi, Enio	14	0	2	2	0
McBurney, Jim	1	0	1	1	0
Price, Jack	10	0	0	0	2
Kryzanowski, Ed	5	0	0	0	0
Fogolin, Lee	70	2	8	10	79
Lynn, Vic	29	0	10	10	23
Abel, Sid	39	5	4	9	6
Sullivan, George	69	19	42	61	51
Litzenberger, Ed	73	23	28	51	40
Mickoski, Nick	70	10	32	42	48

1953-54

	GP	G	A	Pts	Pim
Wilson, Larry	66	9	33	42	22
Gadsby, Bill	70	12	29	41	108
Mosienko, Bill	65	15	19	34	17
Conacher, Pete	70	19	9	28	23
Jankowski, Lou	68	15	13	28	7
*Bodnar, Gus	59	9	18	27	30
Gee, George	69	10	16	26	59
Dewsbury, Al	69	6	15	21	44
Hildebrand, Ike	38	7	11	18	16
Mortson, Gus	68	5	8	13	132
*Peters, Jim	71	6	8	14	31
Toppazzini, Jerry	51	5	8	13	42
McIntyre, Jack	23	8	3	11	4
Couture, Gerry	40	6	5	11	14
Price, Jack	46	4	6	10	22
Wharram, Ken	29	1	7	8	8
Zeidel, Larry	64	1	6	7	102
McFadden, Jim	19	3	3	6	6
Costello, Murray	40	3	2	5	6
Hucul, Fred	27	0	3	3	19
Lynn, Vic	11	1	0	1	2
Fogolin, Lee	68	0	1	1	95
Rollins, Al	66	0	0	0	20

1954-55

	GP	G	A	Pts	Pim
Sullivan, George	69	19	42	61	51
Litzenberger, Ed	73	23	28	51	40
Mickoski, Nick	70	10	32	42	48
Watson, Harry	51	15	17	32	4
McIntyre, Jack	65	16	13	29	40
Prystai, Metro	69	13	16	29	37
Mosienko, Bill	64	12	15	27	24
Topazzini, Jerry	70	9	18	27	59
Stanley, Allan	64	10	16	26	24
*Gadsby, Bill	70	11	13	24	61
Wilson, Larry	63	12	11	23	39
*Conacher, Pete	70	12	11	23	12
Creighton, Dave	62	9	8	17	14

Mortson, Gus	65	2	11	13	133
McCormack, John	63	5	7	12	8
Marlin, Frank	66	4	8	12	35
Hollingsworth, Gordon	70	3	9	12	135
Jankowski, Lou	39	3	2	5	8
*Davis, Lorne	40	0	5	5	6
*Masnick, Phil	30	1	2	3	8
Gamble, Dick	14	2	0	2	4
*Timqren, Ray	15	1	1	2	4
Fogolin, Lee	9	0	1	1	16
Dewsbury, Al	12	0	1	1	10
Sullivan, Frank	1	0	0	0	0
Hildebrand, Ike	3	0	0	0	0
Hassard, Bob	17	0	0	0	4

1955-56

	GP	G	A	Pts	Pim
Sullivan, George	63	14	26	40	58
Mickoski, Nick	70	19	20	39	52
Litzenberger, Ed	70	10	29	39	36
Wilson, John	70	24	9	33	12
*Prystai, Metro	71	13	19	32	18
Ciesla, Hank	70	8	23	31	22
Skov, Glen	70	7	20	27	26
Lalande, Hector	65	8	18	26	70
Watson, Harry	55	11	14	25	6
Leswick, Tony	70	11	11	22	71
Sindford, Ed	61	12	9	21	54
Stanley, Allan	59	4	14	18	70
McIntyre, Jack	46	10	5	15	14
Mortson, Gus	52	5	10	15	87
Dewsbury, Al	37	3	12	15	22
Martin, Frank	61	3	11	14	21
Woit, Ben	63	1	8	9	46
Pilote, Pierre	20	3	5	8	34
Fogolin, Lee	51	0	8	8	88
Corcoran, Norman	25	1	3	4	19
Wharram, Ken	38	0	0	0	0
Wilson, Larry	2	0	0	0	2
Sullivan, Frank	1	0	0	0	0
Rollins, Al	58	0	0	0	10
Bassen, Hank	12	0	0	0	2

1956-57

	GP	G	A	Pts	Pim
Litzenberger, Ed	70	32	32	64	48
Wilson, John	70	18	30	48	24
Skov, Glen	67	14	28	42	69
Mickoski, Nick	70	16	20	36	24
McIntyre, Jack	70	18	14	32	32
Watson, Harry	70	11	19	30	9
Lalande, Hec	50	11	17	28	38
Nesterenko, Eric	24	8	15	23	32
Mortson, Gus	70	5	18	23	147
Kenedy, Forbes	69	8	13	21	102
Ciesla, Hank	70	10	8	18	28
Pilote, Pierre	70	3	14	17	117
Vasko, Elmer	64	3	12	15	31
Kachur, Ed	34	5	7	12	21
Herqeshelmer, Wally	41	2	8	10	12
Martin, Frank	70	1	8	9	12
Ingram, Ken	45	1	6	7	21
Mosdell, Ron	25	2	4	6	10
Sleaver, John	12	1	0	1	4
Mazur, Ed	15	0	1	1	4
Woit, Ben	9	0	0	0	2
Toppazzini, Zello	7	0	0	0	0
Cushenan, Ian	11	0	0	0	13
Rollins, Al	70	0	1	1	9

1957-58

	GP	G	A	Pts	Pim
Litzenberger, Ed	70	32	30	62	63
Hull, Bob	70	13	34	47	62
Lindsay, Ted	68	15	24	39	110
Nesterenko, Eric	70	20	18	38	104
Skov, Glen	70	17	18	35	35
*Mickoski, Nick	65	13	18	31	50
Pilote, Pierre	70	6	24	30	91
Murphy, Ron	69	11	17	28	32
McIntyre, Jack	68	15	11	26	14
Vasko, Elmer	59	6	20	26	51

Reibel, Earl	69	8	17	25	10
Dea, Bill	63	9	12	21	10
*Bailey, Bob	64	9	12	21	79
Ferguson, Lorne	53	7	12	19	24
Dineen, Bill	63	6	13	19	10
Mortson, Gus	67	3	10	13	62
Kachur, Ed	62	5	7	12	14
Thompson, Jim	70	4	7	11	75
Cushenan, Ian	61	2	8	10	67
*Lalande, Hec	34	2	4	6	12
Barkley, Doug	3	0	0	0	0
Ward, Don	3	0	0	0	0
Martin, Frank	3	0	0	0	10
Hall, Glenn	70	0	0	0	10

1958-59

	GP	G	A	Pts	Pim
Litzenberger, Ed	70	33	41	77	37
Sloan, Tod	59	27	35	62	79
Lindsay, Ted	70	22	36	58	184
Hull, Bob	70	10	32	53	50
Murphy, Ron	59	17	30	47	52
Pilote, Pierre	70	7	30	37	79
Nesterenko, Eric	70	16	18	34	81
Lewicki, Dan	58	8	14	22	4
Johnson, Norm	46	3	17	20	33
Wharram, Ken	66	10	9	19	14
Balfour, Earl	70	10	8	18	10
Ferguson, Lorne	67	7	10	17	44
Vasko, Elmer	63	6	10	16	52
St. Laurent, Dollard	70	4	8	12	28
Arbour, Alger	70	2	10	12	86
Evans, Jack	70	1	8	9	75
Skov, Glen	70	3	5	8	4
McKenzie, John	32	3	4	7	22
Maloney, Phil	24	2	2	4	6
Mikita, Stan	3	0	1	1	4
Glover, Howard	13	0	1	1	2

1959-60

	GP	G	A	Pts	Pim
Hull, Bob	70	39	42	81	68
Hay, Bill	70	18	37	55	31
Pilote, Pierre	70	7	38	45	100
Sloan, Tod	70	20	20	40	51
Murphy, Ron	63	15	21	36	18
Nesterenko, Eric	61	13	23	36	71
Balfour, Murray	61	18	12	30	55
Vasko, Elmer	69	3	27	30	110
Litzenberger, Ed	52	12	18	30	15
Mikita, Stan	67	8	18	26	119
Lindsay, Ted	68	7	19	26	91
Wharram, Ken	59	14	11	25	16
St. Laurent, Dollard	68	4	13	17	60
Maloney, Phil	21	6	4	10	0
Balfour, Earl	70	3	5	8	16
Skov, Glen	69	3	4	7	16
Arbour, Alger	57	1	5	6	66
Evans, Jack	68	0	4	4	60
Barkley, Doug	3	0	0	0	2
Hall, Glenn	70	0	1	1	2

1960-61

	GP	G	A	Pts	Pim
Hay, Bill	69	11	48	59	45
Hull, Bob	67	31	25	56	43
Mikita, Stan	66	19	34	53	100
Balfour, Murray	70	21	27	48	123
Wharram, Ken	64	16	29	45	12
Murphy, Ron	70	21	19	40	30
Nesterenko, Eric	63	19	19	38	125
Pilote, Pierre	70	6	29	35	165
Sloan, Tod	67	11	23	34	48
McDonald, Alvin	61	17	16	33	22
Litzenberger, Ed	62	10	22	32	14
Vasko, Elmer	83	4	18	22	40
St. Laurent, Dollard	67	2	17	19	58
Fleming, Reg.	66	4	4	8	145
Evans, Jack	69	0	8	8	58
Balfour, Earl	68	3	3	6	4
Arbour, Alger	53	3	2	5	40
Hicks, Wayne	1	0	0	0	0
Hall, Glenn	70	0	1	1	0

1961-62

	GP	G	A	Pts	Pim
Hull, Bob	70	50	34	84	35
Mikita, Stan	70	25	52	77	97
Hay, Bill	60	11	52	63	34
Horvath, Bronco	68	17	29	46	21
Pilote, Pierre	59	7	35	42	97
McDonald, Alvin	65	22	18	40	8
Wharram, Ken	62	14	23	37	24
Balfour, Murray	49	15	15	30	72
Nesterenko, Eric	68	15	14	29	47
Murphy, Ron	60	12	16	28	41
Vasko, Elmer	64	2	22	24	87
Melnik, Jerry	63	5	16	21	6
Evans, Jack	70	3	14	17	80
Fleming, Reg.	70	7	9	16	71
St. Laurent, Dollard	64	0	13	13	44
Turner, Bob	69	8	2	10	52
Maki, Chico	16	4	6	10	2
Hillman, Wayne	19	0	2	2	14
Hall, Murray	2	0	0	0	0
Hall, Glenn	70	0	0	0	12

1962-63

	GP	G	A	Pts	Pim
Mikita, Stan	65	31	45	76	67
Hull, Bob	65	31	31	62	27
McDonald, Alvin	67	20	41	61	12
Hay, Bill	64	12	33	45	36
Wharram, Ken	55	20	18	38	17
Murphy, Ron	68	18	16	34	28
Balfour, Murray	65	10	23	33	75
Lunde, Len	60	6	22	28	30
Nesterenko, Eric	67	12	15	27	103
Pilote, Pierre	59	8	18	26	57
Maki, Chico	65	7	17	24	35
MacNeil, Al	70	2	19	21	100
Fleming, Reg.	64	7	7	14	99
Vasko, Elmer	64	4	9	13	70
Hillman, Wayne	67	3	5	8	74
Evans, Jack	68	0	8	8	46
Turner, Bob	70	3	3	6	20
Erickson, Autrey	3	0	0	0	8

1963-64

	GP	G	A	Pts	Pim
Mikita, Stan	70	39	50	89	146
Hull, Bob	70	43	44	87	50
Wharram, Ken	70	39	32	71	18
Hay, Bill	70	23	33	56	30
Pilote, Pierre	70	7	46	53	84
McDonald, Alvin	70	14	32	46	19
Nesterenko, Eric	70	7	19	26	93
MacNeil, Al	70	5	19	24	91
Maki, Chico	68	8	14	22	70
Vasko, Elmer	70	2	18	20	65
Murphy, Ron	70	11	8	19	32
McKenzie, John	45	9	9	18	50
Balfour, Murray	41	2	10	12	36
Fleming, Reg.	61	3	6	9	140
Young, Howard	3	0	7	7	99
Esposito, Phil	27	3	2	5	2
Hillman, Wayne	59	1	4	5	51
Hall, Murray	23	2	0	2	4
Erickson, Autrey	31	0	1	1	34
Hall, Glenn	65	0	2	2	2

1964-65

	GP	G	A	Pts	Pim
Mikita, Stan	70	28	59	87	154
Hull, Bob	61	39	32	71	32
Pilote, Pierre	68	14	45	59	162
Esposito, Phil	70	23	32	55	44
Henry, Camille	70	26	18	44	22
Wharram, Ken	68	24	20	44	27
Maki, Chico	65	16	24	40	58
Hay, Bill	69	11	26	37	36
Mohs, Douglas	49	13	20	33	84
*Robinson, Douglas	61	10	23	33	10
Nesterenko, Eric	56	14	16	30	63
Ravlich, Matt	61	3	16	19	80
McKenzie, John	51	8	10	18	46
Stanfield, Fred	58	7	10	17	14

Jarrett, Douglas	46	2	15	17	34
Hull, Dennis	55	10	4	14	18
Vasko, Elmer	69	1	10	11	56
MacNeil, Al	67	3	7	10	119
*Hillman, Wayne	41	1	8	9	34
*Bronneman, John	39	4	3	7	8
Hodge, Ken	1	0	0	0	2
Mickey, Larry	1	0	0	0	0
Hall, Glenn	41	0	0	0	2
DeJordy, Denis	30	0	1	1	0

1965-66

	GP	G	A	Pts	Pim
Hull, Bob	65	54	43	97	70
Mikita, Stan	68	30	48	78	58
Esposito, Phil	67	27	26	53	49
Hay, Bill	68	20	31	51	20
Mohs, Douglas	70	22	27	49	63
Maki, Chico	68	17	31	48	41
Wharram, Ken	69	26	17	43	28
Nesterenko, Eric	67	15	25	40	58
Pilote, Pierre	51	2	34	36	60
Stapleton, Pat	55	4	30	34	52
Hodge, Ken	63	6	17	23	47
Jarrett, Douglas	66	4	12	16	71
Ravlich, Matt	62	0	16	16	78
Lunde, Len	24	4	7	11	4
Vasko, Elmer	56	1	7	8	44
Hull, Dennis	25	1	5	6	6
Stanfield, Fred	39	2	2	4	2
Miszuk, John	2	1	1	2	2
MacNeil, Al	51	0	1	1	34
Stratton, Art	2	0	0	0	0
Richardson, Dave	3	0	0	0	2
Dryden, Dave	11	0	1	1	0
Hall, Glenn	63	0	2	2	14

1966-67

	GP	G	A	Pts	Pim
Mikita, Stan	70	35	62	97	12
Hull, Bob	66	52	28	80	52
Wharram, Ken	70	31	34	65	21
Esposito, Phil	69	21	40	61	40
Mohs, Douglas	61	25	35	60	58
Pilote, Pierre	70	6	46	52	90
Hull, Dennis	70	25	17	42	33
Maki, Chico	56	9	29	38	14
Nesterenko, Eric	68	14	23	37	38
Hodge, Ken	69	10	25	35	59
Stapleton, Pat	70	3	31	34	54
Jarrett, Douglas	70	5	21	26	76
Hay, Bill	36	7	13	20	12
VanImpe, Ed	61	8	11	19	111
Angotti, Lou	63	6	12	18	21
Boyer, Wally	42	5	6	11	15
Ravlich, Matt	62	0	3	3	39
Smith, Wayne	2	1	1	2	2
Stanfield, Fred	10	1	0	1	0
Miszuk, John	3	0	0	0	0
Hall, Glenn	28	0	0	0	10

1967-68

	GP	G	A	Pts	Pim
Mikita, Stan	72	40	47	87	14
Hull, Bob	71	44	31	75	39
Wharram, Ken	74	27	42	69	18
Mohs, Douglas	65	24	29	53	53
Stapleton, Pat	67	4	34	38	34
Pilote, Pierre	74	1	36	37	67
Nesterenko, Eric	71	11	25	36	37
Martin, Pit	63	16	19	35	36
Hull, Dennis	74	18	15	33	34
Maki, Chico	60	8	16	24	4
Jarrett, Doug	74	4	19	23	48
Marotte, Gilles	73	0	21	21	122
Maki, Wayne	49	5	5	10	32
Terbenche, Paul	68	3	7	10	8
Schmaltz, Bob	13	3	2	5	6
Orban, Bill	39	3	2	5	17
Reid, Tom	56	0	4	4	25
Goyer, Gerry	40	1	2	3	4
Shelton, Doug	5	0	1	1	2
Powis, Geoffrey	2	0	0	0	0

1968-69

	GP	G	A	Pts	Pim
Hull, Bob	74	58	49	107	48
Mikita, Stan	74	30	67	97	52
Pappin, Jim	75	30	40	70	49
Wharram, Ken	76	30	39	69	19
Hull, Dennis	72	30	34	64	25
Martin, Pit	76	23	38	61	73
Stapleton, Pat	75	6	50	56	44
Mohns, Douglas	65	22	19	41	47
Marotte, Gilles	68	5	29	34	120
Nesterenko, Eric	72	15	17	32	29
Maki, Chico	66	7	21	28	30
Schmautz, Bob	63	9	7	16	37
Boudrias, Andre	20	4	10	14	6
Ravlich, Matt	60	2	12	14	16
Jarrett, Douglas	69	0	13	13	58
Orban, Bill	45	4	6	10	33
Young, Howie	57	3	7	10	67
McMahon, Mike	20	0	8	8	6
LeBlanco, Jean P.	6	1	2	3	0
*Reid, Tom	30	0	3	3	12
Shmyr, Paul	3	1	0	1	8
McKay, Ray	9	0	1	1	12
Maki, Wayne	1	0	0	0	0
Wiste, Jim	3	0	0	0	0

1969-70

	GP	G	A	Pts	Pim
Mikita, Stan	76	39	47	86	50
Hull, Bob	61	38	29	67	8
Martin, Pit	73	30	33	63	61
Pappin, Jim	66	28	25	53	68
Hull, Dennis	76	17	35	52	31
Stapleton, Pat	49	4	38	42	28
Pinder, Gerry	75	19	20	39	41
Angotti, Lou	70	12	26	38	25
Koroll, Cliff	73	18	19	37	44
Nesterenko, Eric	67	16	18	34	26
Maki, Chico	75	10	24	34	27
Mohns, Douglas	66	6	27	33	46
Jarrett, Douglas	72	4	20	24	78
Magnuson, Keith	76	0	24	24	213
Wiste, Jim	26	0	8	8	8
Marotte, Gilles	51	5	13	18	52
White, Bill	21	0	5	5	18
Ubrico, Gene	21	1	1	2	2
Shmyr, Paul	24	0	4	4	26
Campbell, Bryan	14	1	1	2	2
Caffery, Terry	6	0	0	0	0

1970-71

	GP	G	A	Pts	Pim
Hull, Bob	78	44	52	96	32
Mikita, Stan	74	24	48	72	85
Hull, Dennis	78	40	26	66	16
Martin, Pit	62	22	33	55	40
Campbell, Bryan	78	17	37	54	26
Stapleton, Pat	76	7	44	51	30
Koroll, Cliff	72	16	34	50	85
Maki, Chico	72	22	26	48	16
Pappin, Jim	58	22	23	45	40
O'Shea, Dan	18	4	7	11	10
Pinder, Gerry	74	13	18	31	35
Maloney, Dan	74	12	14	26	174
Angotti, Lou	65	9	16	25	19
White, Bill	67	4	21	25	64
Nesterenko, Eric	76	8	15	23	28
Magnuson, Keith	76	3	20	23	291
Korab, Jerry	46	4	14	18	152
Mohns, Douglas	39	4	6	10	16
Jarrett, Douglas	51	1	12	13	46
Schmyr, Paul	57	1	12	13	41
Romanchych, Larry	10	0	2	2	2
Foley, Rick	2	0	1	1	8
McKay, Ray	2	0	0	0	0
Esposito, Tony	57	0	1	1	4
Desjardins, Gerry	22	0	0	0	6

1971-72

	GP	G	A	Pts	Pim
Hull, Bob	78	50	43	93	24
Martin, Pit	78	24	51	75	56
Hull, Dennis	78	30	39	69	10
Mikita, Stan	74	26	39	65	46
Pappin, Jim	64	27	21	48	38
Maki, Chico	62	13	34	47	22
Koroll, Cliff	76	22	23	45	51
Stapleton, Pat	78	3	38	41	47
White, Bill	76	7	22	29	58
Jarrett, Doug	78	6	23	29	68
Magnuson, Keith	74	2	19	21	201
Campbell, Bryan	75	5	13	18	22
Angotti, Lou	65	5	10	15	23
Bordeleau, Chris	25	6	8	14	6
Korab, Jerry	73	9	5	14	95
Nesterenko, Eric	38	4	8	12	27
Maggs, Darryl	59	7	4	11	4
Lacroix, Andre	51	4	7	11	6
Bordeleau, J. P.	3	0	2	2	2
Esposito, Tony	48	0	1	1	2

1972-73

	GP	G	A	Pts	Pim
Pappin, Jim	76	41	51	92	82
Hull, Dennis	78	37	51	90	27
Martin, Pit	78	27	61	90	30
Mikita, Stan	57	27	56	83	32
Koroll, Cliff	77	33	24	57	38
White, Bill	72	9	38	47	80
Angotti, Lou	77	15	22	37	26
Maki, Chico	77	13	19	32	10
Stapleton, Pat	75	10	21	31	14
Bordeleau, J. P.	73	15	15	30	6
Redmond, Dick	52	9	19	28	4
Korab, Jerry	77	12	15	27	94
Russell, Phil	76	6	19	25	156
Magnuson, Keith	77	0	19	19	140
Marks, John	55	3	10	13	21
Jarrett, Doug	49	2	11	13	18
Backstrom, Ralph	16	6	3	9	2
Ogilvie, Brian	12	1	2	3	4
Kryskow, Dave	11	1	0	1	0
L'Abbe, Maurice	5	0	1	1	0
Ledingham, Walt	9	0	1	1	4
Esposito, Tony	56	0	2	2	0
Smith, Gary	23	0	0	0	5

1973-74

	GP	G	A	Pts	Pim
Mikita, Stan	76	30	50	80	46
Martin, Pit	78	30	47	77	43
Pappin, Jim	78	32	41	73	76
Hull, Dennis	74	29	39	68	75
Redmond, Dick	76	17	42	59	69
Koroll, Cliff	78	21	25	46	32
White, Bill	69	5	31	36	52
Russell, Phil	75	10	25	35	184
Maki, Chico	69	9	26	35	12
Tallon, Dale	65	15	19	34	36
Rofa, Darcy	74	21	12	33	58
Marks, John	76	13	18	31	22
Powis, Lynn	57	8	13	21	6
Bordeleau, J. P.	64	11	9	20	11
Kryskow, Dave	72	7	12	19	22
Gagnon, Germaine	14	3	14	17	4
Jarrett, Douglas	67	5	11	16	45
Frig, Len	66	4	10	14	35
Magnuson, Keith	57	2	11	13	105
Donaldson, Gary	1	0	0	0	0
Palmer, Rob	1	0	0	0	0
Esposito, Tony	70	0	1	1	0

1974-75

	GP	G	A	Pts	Pim
Mikita, Stan	79	36	50	86	48
Boldirev, Ivan	80	24	43	67	54
Pappin, Jim	71	36	27	63	94

Koroll, Cliff	80	27	32	59	27
Redmond, Dick	80	14	43	57	90
Gagnon, Germaine	80	16	35	51	21
Marks, John	80	17	30	47	56
Martin, Pit	70	19	26	45	34
Rota, Darcy	78	22	22	44	93
Hull, Dennis	69	16	21	37	10
Russell, Phil	80	5	24	29	260
White, Bill	51	4	23	27	20
Jarrett, Doug	79	5	21	26	66
Bordeleau, J. P.	57	7	8	15	4
Tallon, Dale	35	5	10	15	28
Magnuson, Keith	48	2	12	14	117
Mulvey, Grant	74	7	4	11	36
Daigle, Alain	52	5	4	9	6
Wylie, Duane	6	1	3	4	2
Wilson, Roger	7	0	2	2	6
Palmer, Rob	13	0	2	2	2
Holt, Randy	12	0	1	1	13
Esposito, Tony	71	0	1	1	11

1975-76

	GP	G	A	Pts	Pim
Martin, Pit	80	32	39	71	44
Hull, Dennis	80	27	39	66	28
Boldirev, Ivan	78	28	34	62	33
Tallon, Dale	80	15	47	62	101
Koroll, Cliff	80	25	33	58	29
Mikita, Stan	48	16	41	57	37
Marks, John	80	21	23	44	43
Russell, Phil	74	9	29	38	194
Rota, Darcy	79	20	17	37	73
Redmond, Dick	53	9	27	36	25
Sheehan, Bobby	78	11	20	31	18
Bordeleau, J. P.	76	12	18	30	6
Mulvey, Grant	64	11	17	28	72
Daigle, Alain	71	15	9	24	15
White, Bill	59	1	9	10	44
Magnuson, Keith	48	1	6	7	99
Maki, Clive	22	0	6	6	2
Johnston, Joey	32	0	5	5	6
Murray, Bob	64	1	2	3	44
Palmer, Rob	2	0	1	1	0
Logan, Dave	2	0	0	0	0
Holt, Randy	12	0	0	0	13
Esposito, Tony	68	0	1	1	2

1976-77

	GP	G	A	Pts	Pim
Boldirev, Ivan	80	24	38	62	40
Martin, Pit	75	17	36	53	22
Mikita, Stan	57	19	30	49	20
Redmond, Dick	80	22	25	47	30
Rota, Darcy	76	24	22	46	82
Russell, Phil	76	9	36	45	233
Harrison, Jim	60	18	23	41	97
Koroll, Cliff	80	15	26	41	25
Hull, Dennis	75	16	17	33	2
Bordeleau, J. P.	60	15	14	29	20
Mulvey, Grant	80	10	14	24	111
Bowman, Kirk	55	10	13	23	6
Orr, Bobby	20	4	19	23	25
Marks, John	80	7	15	22	41
Murray, Bob	77	10	11	21	71
Tallon, Dale	70	5	15	21	65
Daigle, Alain	73	12	8	20	11
Magnuson, Keith	37	1	6	7	86
Holt, Randy	12	0	3	3	14
Wylie, Duane	8	2	0	2	0
Logan, Dave	34	0	2	2	61
McDill, Jeff	1	0	0	0	0
Bulley, Ted	2	0	0	0	0
Archambault, Michel	3	0	0	0	0
McKegney, Ian	3	0	0	0	2
Vaydik, Greg	5	0	0	0	0
Hinton, Dan	14	0	0	0	16
Esposito, Tony	69	0	2	2	6
Dumas, Michel	5	0	1	1	0

1977-78

	GP	G	A	Pts	Pim
Boldirev, Ivan	80	35	45	80	34
Mikita, Stan	76	18	41	59	35
Bulley, Ted	79	23	28	51	141
Bordeleau, J. P.	76	15	25	40	32
Mulvey, Grant	78	14	24	38	135
Rota, Darcy	78	17	20	37	67
Marks, John	80	15	22	37	26
Wilson, Doug	77	14	20	34	72
Koroll, Cliff	73	16	15	31	19
Murray, Bob	70	14	17	31	41
Plante, Pierre	77	10	18	28	139
Russell, Phil	57	6	20	26	59
Tallon, Dale	75	4	20	24	66
Hicks, Doug	13	1	7	8	2
Savard, Jean	31	7	11	18	20
Kelly, Bob	75	7	11	18	95
Daigle, Alain	53	6	6	12	13
Harrison, Jim	26	2	8	10	31
Magnuson, Keith	67	2	4	6	145
Logan, Dave	54	1	5	6	77
Bowman, Kirk	33	1	4	5	13
Kerr, Reg	2	0	2	2	0
O'Connell, Mike	6	1	1	2	2
Hoffmeyer, Bob	5	0	1	1	12
Esposito, Tony	64	0	4	4	0

1978-79

	GP	G	A	Pts	Pim
Boldirev, Ivan	66	29	35	64	23
Mikita, Stan	65	19	36	55	34
Murray, Bob	79	19	32	51	38
Bulley, Ted	75	27	23	50	153
Marks, John	80	21	24	45	35
Kerr, Reg	73	16	24	40	50
Bordeleau, J. P.	63	15	21	36	34
Mulvey, Grant	80	19	15	34	99
Koroll, Cliff	78	12	19	31	20
Russell, Phil	66	8	23	31	122
Rota, Darcy	63	13	17	30	77
Wilson, Doug	56	5	21	26	37
O'Connell, Mike	48	4	22	26	20
Daigle, Alain	74	11	14	25	55
Higgins, Tim	36	7	16	23	30
Logan, Dave	76	1	14	15	176
Lysiak, Tom	14	0	10	10	14
Walton, Mike	26	6	3	9	4
Harrison, Jim	21	4	5	9	22
Hicks, Doug	44	1	8	9	15
Kelly, Bob	63	2	5	7	85
Magnuson, Keith	26	1	4	5	41
Fox, Greg	14	0	5	5	16
Orr, Bobby	6	2	2	4	4
Ribble, Pat	12	1	3	4	8
Phillippoff, Hal	14	0	4	4	6
Hoffmeyer, Bob	6	0	2	2	5
Lecuyer, Doug	2	1	0	1	0
Savard, Jean	11	0	1	1	9
Zaharko, Miles	1	0	0	0	0
Veisor, Mike	17	0	1	1	0
Esposito, Tony	63	0	1	1	2

1979-80

	GP	G	A	Pts	Pim
Ruskowski, Terry	74	15	55	70	252
Lysiak, Tom	77	26	43	69	22
Mulvey, Grant	80	39	26	65	122
Preston, Rich	80	31	30	61	70
Wilson, Doug	73	12	49	61	70
Murray, Bob	74	16	34	50	60
*Sedlbauer, Ron	77	23	14	37	21
Bulley, Ted	66	14	17	31	136
O'Connell, Mike	78	8	22	30	52
Higgins, Tim	74	13	12	25	48
Bordeleau, J. P.	45	7	14	21	28
Marks, John	74	6	15	21	51
Brown, Keith	76	2	18	20	27
Kerr, Reg	49	9	8	17	17

Daigle, Alain	66	7	9	16	20
Trimper, Tim	30	'6	10	16	10
Fox, Greg	71	4	11	15	73
Lecuyer, Doug	53	3	10	13	59
*Hutchison, Dave	69	1	11	12	101
Korall, Cliff	47	3	4	7	6
Mikita, Stan	17	2	5	7	12
Sutter, Darryl	8	2	0	2	2
Paterson, Rick	11	0	2	2	0
Esposito, Tony	69	0	1	1	2
Magnuson, Keith	3	0	0	0	4
*Phillipoff, Harold	9	0	0	0	20
*Logan, Dave	12	2	3	5	34
*Ribble, Pat	23	1	2	3	14

*Traded in midseason.

1980-81

	GP	G	A	Pts	Pim
Tom Lysiak	72	21	55	76	20
Denis Savard	76	28	47	75	47
Darryl Sutter	76	40	22	62	86
Bob Murray	77	13	47	60	93
Reg Kerr	70	30	29	59	56
Tim Higgins	78	24	35	59	86
Terry Ruskowski	72	8	51	59	225
Doug Wilson	76	12	39	53	80
*Glen Sharpley	63	22	28	50	28
Keith Brown	80	9	34	43	80
Ted Bulley	68	18	16	34	95
Grant Mulvey	48	18	14	32	81
*Al Secord	59	13	12	25	187
Peter Marsh	53	10	13	23	21
Rich Preston	47	7	14	21	24
Greg Fox	75	3	16	19	112
Miles Zaharko	42	3	12	15	30
John Marks	69	8	6	14	26
Dave Hutchison	59	2	9	11	124
Rick Paterson	49	8	2	10	18
Florent Robidoux	39	6	2	8	75
Tony Esposito	66	0	3	3	0
Brian Young	8	0	2	2	6
Doug Crossman	9	0	2	2	2
Steve Larmer	4	0	1	1	0
Bill Gardner	1	0	0	0	0
*Mike O'Connell	34	5	16	21	32
*Ken Solheim	5	2	0	2	0

*Traded in midseason.

1981-82

	GP	G	A	Pts	Pim
Denis Savard	80	32	87	119	82
Doug Wilson	76	39	46	85	64
Tom Lysiak	71	32	50	82	84
Al Secord	80	44	31	75	303
Tim Higgins	74	20	30	50	85
Grant Mulvey	73	30	19	49	141
Rich Preston	75	15	28	43	30
Doug Crossman	70	12	28	40	24
Reg Kerr	59	11	28	39	39
Terry Ruskowski	60	7	30	37	120
Darryl Sutter	40	23	12	35	31
Ted Bulley	59	12	18	30	120
Bob Murray	45	8	22	30	48
Peter Marsh	57	10	18	28	47
Keith Brown	33	4	20	24	26
Bill Gardner	69	8	15	23	20
Dave Hutchison	66	5	18	23	246
Greg Fox	79	2	19	21	137
Glen Sharpley	36	9	7	16	11
Rick Paterson	48	4	7	11	8
Jerry Dupont	34	0	4	4	51
Steve Ludzik	8	2	1	3	2
Florent Robidoux	4	1	2	3	0
Miles Zaharko	15	1	2	3	18
Dave Feamster	29	0	2	2	29
Tony Esposito	52	0	2	2	0
John Marks	13	1	0	1	7

Murray Bannerman	29	0	1	1	0
Troy Murray	1	0	0	0	0
Tony Tanti	2	0	0	0	0
Steve Larmer	3	0	0	0	0

1982-83

Denis Savard	78	35	86	121	99
Steve Larmer	80	43	47	90	28
Al Secord	80	54	32	86	180
Doug Wilson	74	18	51	69	58
Darryl Sutter	80	31	30	61	53
Tom Lysiak	61	23	38	61	29
Rich Preston	79	25	28	53	64
Doug Crossman	80	13	40	53	46
Bill Gardner	77	15	25	40	12
Bob Murray	79	7	32	39	71
*Curt Fraser	74	12	20	32	176
Keith Brown	50	4	27	31	20
Steve Ludzik	66	6	19	25	63
Tim Higgins	64	14	9	23	63
Rick Paterson	79	14	9	23	14
Peter Marsh	68	6	14	20	55
Dave Feamster	78	6	12	18	69
*Denis Cyr	52	8	9	17	2
Troy Murray	54	8	8	16	27
Greg Fox	76	0	12	12	81
Jack O'Callahan	39	0	11	11	46
Mike Fidler	4	2	1	3	4
*Terry Ruskowski	5	0	2	2	12
*Tony Tanti	1	1	0	1	0
Murray Bannerman	41	0	1	1	2
Tony Esposito	39	0	0	0	0
Jerome Du Pont	1	0	0	0	0
Grant Mulvey	3	0	0	0	0

*Traded during season

1983-84

	GP	G	A	Pts	Pim
Denis Savard	75	37	57	94	71
Steve Larmer	80	35	40	75	34
Doug Wilson	66	13	45	58	64
Bill Gardner	79	27	21	48	12
Bob Murray	78	11	37	48	78
Tom Lysiak	54	17	30	47	35
*Jeff Larmer	36	9	13	22	20
Darryl Sutter	59	20	20	40	44
Keith Brown	74	10	25	35	94
Behn Wilson	59	10	22	32	143
Troy Murray	61	15	15	30	45
Steve Ludzik	80	9	20	29	73
Rich Preston	75	10	18	28	50
Denis Cyr	46	12	13	25	19
Curt Fraser	29	5	12	17	26
Jack O'Callahan	70	4	13	17	67
Rick Paterson	72	7	6	13	41
Dave Feamster	46	6	7	13	42
Ken Yaremchuk	47	6	7	13	19
Peter Marsh	43	4	6	10	44
Al Secord	14	4	4	8	77
*Tim Higgins	32	1	4	5	21
*Greg Fox	24	0	5	5	31
Don Dietrich	17	0	5	5	0
*Randy Boyd	23	0	4	4	16
Tom McMurchy	27	3	1	4	42
Jerome DuPont	36	2	2	4	116
Murray Bannerman	56	0	4	4	17
Tony Esposito	18	0	3	3	0
Darrell Anholt	1	0	0	0	0
Jim Camazolla	1	0	0	0	0
Bruce Cassidy	1	0	0	0	0
Dan Frawley	3	0	0	0	0
Perry Pelensky	4	0	0	0	5
Bob Janecyk	8	0	0	0	2
Florent Robidoux	9	0	0	0	0

*Traded during season.



BLACKHAWK MEMBERS HALL OF FAME

PLAYERS

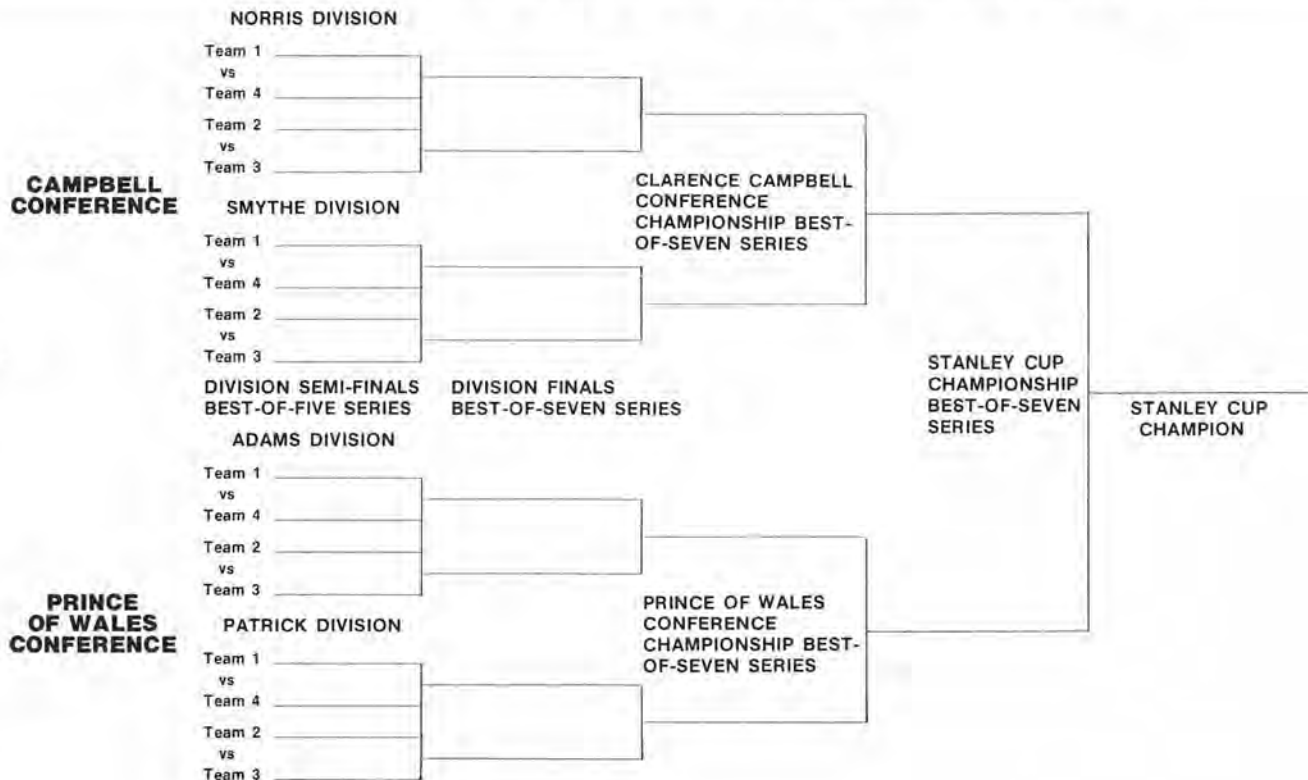
BLACKHAWK SEASONS

Sid Abel	1952-53
Doug Bentley	1939-52
Max Bentley	1940-48
George Boucher	1931-32
Frank Brimsek	1949-50
William Burch	1932-33
Arthur Coulter	1931-36
Charles Conacher	1951-55
Cy Denneny	1927-28
Cecil Dye	1926-27
Bill Gadsby	1946-54
Charles Gardiner	1927-34
Glenn Hall	1957-67
George Hay	1926-27
Dick Irvin	1926-29
Gordon Keats	1928-29
Hugh Lehman	1926-28
Ted Lindsay	1957-60
Harry Lumley	1951-52
Duncan MacKay	1926-28
Howie Morenz	1934-36
Bill Mosienko	1941-55
Bobby Orr	1976-78
Pierre Pilote	1955-68
Earl Seibert	1936-44
Allan Stanley	1954-56
John Stewart	1950-52
Bobby Hull	1957-72
Stan Mikita	1958-80

BUILDERS

Thomas Ivan
Frederic McLaughlin
James D. Norris
Arthur M. Wirtz
William W. Wirtz

THE ROAD TO THE STANLEY CUP



— *NOTES* —

— *NOTES* —

HOME AWAY

ALL HOME GAMES 7:30 P.M. EXCEPT WHERE INDICATED.

* Denotes Afternoon Games (Away)

Copyright © Chicago Black Hawks 1983


'84 '85
 schedule

SEPTEMBER/OCTOBER 1984

SUN	MON	TUES	WED	THUR	FRI	SAT
23	24	25	26 Exh DET	27	28	29
30 Exh EDM	1	2	3	4	5	6
7 Exh MINN	8	9	10	11 DET	12	13 N.Y.I.
14 WASH	15	16	17 ST.L	18	19	20 DET
21 L.A.	22	23	24 VANC	25	26	27 ST.L
28 HART	29	30 MINN	31			

NOVEMBER 1984

SUN	MON	TUES	WED	THUR	FRI	SAT
				1	2 EDM	3 VANC
4	5 L.A.	6	7 CALG	8	9	10 TOR
11	12	13	14 N.Y.R.	15	16	17 HART
18 QUE	19	20 QUE	21	22 MON	23	24 * BOS
25 WASH	26	27 PHIL	28	29 PITT	30	

DECEMBER 1984

SUN	MON	TUES	WED	THUR	FRI	SAT
						1 * N.J.
2	3	4	5 L.A.	6	7 DET	8
9 TOR	10	11	12 DET	13	14	15 MINN
16 MINN	17	18	19 BUFF	20	21 TOR	22
23 QUE	24	25	26 ST.L	27	28	29 TOR
30 CALG	31					

JANUARY 1985

SUN	MON	TUES	WED	THUR	FRI	SAT
		1	2 MONT	3	4	5 HART
6 ST.L	7	8	9 MINN	10 PHIL	11	12
13 N.Y.I.	14	15	16 WINN	17	18 BUFF	19 PITT
20	21 MINN	22	23 WASH	24	25	26 TOR
27 TOR	28	29	30 WINN	31		

FEBRUARY 1985

SUN	MON	TUES	WED	THUR	FRI	SAT
					1	2 ST.L
3 1:30 ST.L	4	5	6 TOR	7	8	9 * BOS
10 1:30 BOS	11	12	13	14 PITTS	15	16 * DET
17 1:30 DET	18	19	20 MONT	21	22 MINN	23
24 1:30 DET	25 TOR	26	27 N.J.	28		

MARCH 1985

SUN	MON	TUES	WED	THUR	FRI	SAT
					1	2 ST.L
3 ST.L	4	5	6 MINN	7	8 BUFF	9
10 3:00 MINN	11 N.Y.R.	12	13 N.Y.I.	14	15	16
17 VANC	18	19	20 EDM	21	22 CALG	23
24	25	26	27 PHIL	28	29 WINN	30

APRIL 1985

SUN	MON	TUES	WED	THUR	FRI	SAT
	1	2	3 N.J.	4	5	6 * DET
7 N.Y.R.	8	9	10	11	12	13

Watch The Black Hawks On



The Best Ticket In Town

All Games Broadcast On
WIND TALKRADIO 56

FOR TICKET INFORMATION CALL

(312) 733-5300

 2ND BALCONY \$ 6.00
 1ST BALCONY \$10.00
 MEZZANINE..... \$15.00
 BOX SEATS or CLUB CIRCLE..... \$20.00

TICKETS AT STADIUM
and ALL TICKETRON OUTLETS

**Bring out
your best,
Blackhawks.**

