

2009-10

DALLAS STARS

MEDIA GUIDE





More publications available at:

www.retroseasons.com/library/



2009-2010 MEDIA GUIDE

STARS ORGANIZATION

Staff Directory	2-5
American Airlines Center	5-6
Dr Pepper StarCenters	7
Dr Pepper Arena	8
Texas Stars - Cedar Park Center	9
Thomas O. Hicks	10
Jeff Cogen	11
Hicks Holdings, LLC	12
Joe Nieuwendyk	13
Les Jackson	14
Frank Provenzano	14
Brett Hull	15
Dave Taylor	15
Marc Crawford	16
Assistant Coaches	17
Senior Management	18
Scouting Staff	19
Training and Medical Staff	20
Hockey Operations Staff	21-23
Broadcasting	24
Communications Staff	25

2009-2010 DALLAS STARS

Players	26-84
In The System	85-90
Future Stars	91-93
2009 Draft Selections	94
All-Time Draft Selections	95-98
Player Personnel	99-100
Pronunciation Guide	100
Texas Stars Information/Management	101-102
Idaho Steelheads Directory/Schedule	103

2008-2009 SEASON

Season In Review	104-111
Stars Individual Scoring	112
Stars Divisional Results	113
Stars Game-By-Game	114
Stars Home Game-By-Game	115
Stars Road Game-By-Game	115
Transactions	116
Man Games Lost To Injury	117
Special Teams Scoring	117
Stars Highs & Lows	118
Special Teams Game-by-Game	119-120
Multiple Scoring Games	120
Miscellaneous Records	121
NHL Opponents	122-179

RECORD BOOK

Year-By-Year Records	180
Year-By-Year Home and Road	181
All-Time vs. NHL Clubs	182
Recent Record Vs. Opponents	183
Longest Scoring Streaks	183
Last Shutout Vs. Opponents	184
Seasonal Leaders	185
All-Time Scoring List	186
Longest Goal Scoring Streaks	186

Top 10 Rankings	187
Career Leaders	188
Single Season Leaders	189
20-Goal Scorers	190
Hat Tricks	191-193
Goaltenders Year-By-Year	194-196
Shutouts	197-201
Penalty Shots	202
Special Teams	203
Overtime	204-205
Shootout Results	206
Best Record After	207
Individual Records vs. Opponents	208
Stanley Cup Champions	208
Seasonal Streaks	209
All-Time Longest Streaks	210
Record By Month	211-212
Record By Day	213-214
Youngest and Oldest Stars	215
Yearly Attendance	215
The Last Time...	216
Regular Season Records	217-222
Scoring and Results, Year-By-Year	223-262
Administration	263
Coaching Tenures	263
Coaching Records	264
All-Time Roster	265-272
All-Time Goaltenders	273
Last Trade By Club	274
Dallas Stars Trades	275-278
All-Time Jersey Numbers	279-280
National Awards	281
Retired Numbers	282
Team Awards	283-284

PLAYOFFS

Playoffs Vs. Opponents	285
Playoff Game-By-Game	285-290
Playoff Top 10	290
Playoff Overtime Opponents	290
Playoff Overtime	291
Playoff Hat Tricks, Shutouts	292
Playoff Roster and Scoring	293-295
Playoff Records	296-297

MISCELLANEOUS INFORMATION

American Airlines Center Seating Map	298
Media Information	299
NHL On-Ice Officials	300
NHL Alignment	300
2009-2010 NHL Critical Dates	301
NHL Directory	301
Stars In The Community	302-303
2009-10 Schedule & Arena Seating	304

CHIEF EDITOR: Graham Clark
 ASSISTANT EDITORS: Rob Scichili, Jason Rademan
 DESIGN: Rainer Uhlir, Chase Hargrove, Tracy Benck
 EDITORIAL ASSISTANCE: Lane Pate,
 Erin Chenderlin, Travis Betts, Olivia Kiespert, Justin Funk, Elias Sports Bureau
 PHOTO CREDITS: Glenn James, Tim Heitman,
 NHL Images, Getty Images, Dave Sandford/Hockey Hall of Fame, Nick Falzerano
 DEVELOPMENT: Studio Tiga, Tustin, CA



STAFF DIRECTORY

Dallas Stars, Dr Pepper StarCenter Frisco
 2601 Avenue of the Stars, Frisco, Texas 75034
 (214) 387-5500; Fax: (214) 387-5610
 Tickets: (214) GO-STARS; www.DallasStars.com

HICKS HOLDINGS LLC

Chairman of the Board & Owner	Thomas O. Hicks
Chief Operating Officer, Hicks Holdings	Joseph B. Arnes
Executive Vice President, Hicks Holdings & Chief Operating Officer, Hicks Sports Group	Casey Coffman
Executive Vice President	Roy Bailey
Vice President, Hicks Holdings & Executive Vice President, Hicks Sports Group	Thomas O. Hicks, Jr.
Vice President, Hicks Holdings	Mack H. Hicks

DALLAS STARS EXECUTIVES:

President	Jeff Cogen
Executive Vice President, Alternate Governor	Brett Hull
Executive Vice President, Sales & Marketing	Geoff Moore
Executive Vice President, Finance & CFO	Robert Hutson
Executive Vice President, Business Operations	Randy Lucey
Assistant to the President	Kay Turner

HOCKEY OPERATIONS:

General Manager	Joe Nieuwendyk
Director, Scouting & Player Development	Les Jackson
Assistant General Manager	Frank Provenzano
Director, Player Personnel	Dave Taylor
Head Coach	Marc Crawford
Assistant Coach	Charlie Huddy
Assistant Coach	Stu Barnes
Assistant Coach	Andy Moog
Goaltending Coach	Mike Valley
Strength and Conditioning Coach	J.J. McQueen
Manager, Hockey Administration	Mark Janko
Executive Assistant, Hockey Operations	Pam Wenzel
Director, Team Services	Jason Rademan
Director, Minor League Operations	Scott White
Director, Amateur Scouting	Tim Bernhardt
Director, European Scouting	Kari Takko
Professional Scouts	Johan Garpenlov, Paul McIntosh, Doug Overton
Amateur Scouts	Shane Churla, Jack Foley, Bob Gernander, Dennis Holland, Jiri Hrdina, Jimmy Johnston, Alex LePore, Rickard Oquist, Butch Ott, Jim Pederson, Borys Protsenko, Shane Turner
Head Athletic Trainer	Dave Zeis
Associate Athletic Trainer	Craig Lowry
Head Equipment Manager	Steve Sumner
Assistant Equipment Manager	Chris Davidson-Adams
Equipment Assistant	Dennis Soetaert
Massage Therapist	Cleo Bates
Strength and Conditioning Coordinator	Manny Hernando
Video Coordinator	Kelly Forbes

MEDICAL STAFF:

Head Team Physician and Orthopedic Surgeon	Dr. Dan Cooper
Orthopedic Surgeons	Dr. Mark Muller, Dr. John Baker
Orthopedic Specialists	Dr. Drew Dossett, Dr. Gene Curry, Dr. Andrew Clavenna
Plastic Surgeon	Dr. Jeff Kenkle, Dr. Bill Adams
Team Dentists	Dr. Wayne Scott, Dr. Julie Scott
Internist	Dr. John C. Brooks, Dr. Reuben Elovitz
Team Ophthalmologists	Dr. John N. Harrington, Dr. Grant D. Gilliland
Physical Therapist	Alan Thompson
Chiropractor	Dr. Mary Collings
Sports Psychologist	Dr. Scot McFadden

BROADCASTING AND CREATIVE:

Assistant Vice President, Broadcasting and Creative	Jason Walsh
Play-By-Play Announcer	Ralph Strangis
Color Analyst	Daryl Reaugh
Associate Producer, Broadcast Manager	John Sponsler
Lead Editor	Jerry Miranda
Website Producer	Jason Danby

BUSINESS OPERATIONS:

Director, Event Operations	Bill Herman
Reception	Vanessa Kerr, Suzanne Magnus

COMMUNICATIONS:

Assistant Vice President, Communications	Rob Scichilli
Manager, Communications	Graham Clark
Coordinator, Communications	Andre Delsol
Communications Interns	Travis Betts, Olivia Kiespert

DALLAS STARS FOUNDATION:

Senior Director, Community Marketing	Carla Rosenberg
Manager, Community Marketing	Lora Farris
Community Marketing Assistant	Tamara Boggs
Community Marketing Intern	Jennifer Petty

CORPORATE PARTNERSHIPS:

Vice President, Corporate Partnerships	Ben Cahalane
Director, Corporate Partnerships	Rodney Ferrell
Director, Corporate Partnerships	Dan Fitzsimmons
Senior Consultant	Bill Strong
Department Manager	Ben Young
Account Manager	Sarah Brunke

FINANCE AND ACCOUNTING:

Controller	Melissa Embry
Accounting Manager	Ginger Morgan
Accountants	Clint Quinn, Eddie Goodreau
Accounts Payable	Kelly Billingham

MARKETING:

Senior Vice President, Marketing	Colin Faulkner
Senior Creative Director, Graphic Design	Rainer Uhlir
Director, Marketing	John Alexander
Manager, Creative	Scott Robertson
Manager, Events and Operations	Tim Corkhill
Manager, New Media	Lane Pate
Manager, Database Marketing	Ashley Tamez
Marketing Coordinator	Trent Morton
Graphic Designer	Tracy Benck, Chase Hargrove
Coordinator, Ice Girls	Wendy Dutton
Events and Operations Assistant	Steve Phillips
Public Address Announcer	Bill Oellermann
Anthemist & Game Host	Celena Rae
Music Director & Game Host	Jeff K

MERCHANDISING:

Director, Merchandising	Jason Atkinson
Assistant Director, Merchandise	Oscar Garza
Warehouse Manager	Carissa Wyckoff
Inventory Controller	Gary Peterson

TICKET OPERATIONS:

Director, Ticket OperationsCale Vennum
Senior Box Office AssistantsKenna Talley, Sharon Talley
Box Office AssistantWes Moore

TICKET SALES:

Senior Vice President, Sales and ServiceDan Fine
Vice President, Inside SalesAugie Manfredo
Vice President, Groups and Suite SalesJamie Norman
Director, Client RelationsMike Zipser
Director, New Business DevelopmentAldo Truden
New Business Development ManagersKevin Archibald, Jared Cloud, Brad Cruson,Meg Fruge, Mike Witte
Client Relations ManagersSam Bays, Rick Colclasure, Ryan DeLong,Jared Mazzola, Brad Stiles, Ian Suber, Daniel Venegas
Senior Account Executive - Group & Suite SalesJohn Higgins
Account Executives - Group & Suite SalesChelsea Dill, Kyle Norris, Chad PenningtonTrevor Tankersley, Megan Walker
Group & Suite Hospitality ManagerChristine Hill
Inside Sales RepresentativesThomas Arendt, Erika Cook, Robert Fatta,Kamryn LaCoco, Chris McGuigan, Adam Minton,Mike Montgomery, Chelsey Newsom, Brandon Sheard,Josh Springer, Josh Wigley

DR PEPPER STARCENTER MANAGEMENT:

Vice PresidentEd Reusch
Senior Director, Hockey ProgramsKeith Andresen
Senior Director, Skating ProgramsLiz Mangelsdorf
Director, OperationsDavid Copland
Director, McKinneyJeff Mead
Assistant Director, Hockey ProgramsDave Ambler
Senior Manager, OperationsDan Sawyers
Senior Manager, EventsMary Anne Huchingson

DR PEPPER ARENA MANAGEMENT:

Assistant Vice PresidentBill Herman
Event Services ManagerJanell Fondry
Operations ManagerJeff Flarity

HICKS SPORTS GROUP SHARED SERVICES:

Executive Vice PresidentKellie Fischer
Vice President, Human Resources & Risk ManagementTerry Turner
Assistant Vice President, Information TechnologyMike Bullock
Associate CounselKate Jett
Supervisor, Staffing & DevelopmentShannon Cain
Assistant to Human ResourcesBrendan Marsh
Human Resources ManagerAmy Gomez
Manager, Application SystemsBill Edevane
Financial Systems AnalystMachelle Noel
Manager, IT Operations and Customer ServiceFred Phillips
Senior Network EngineerErwin Chung
Help Desk CoordinatorShelli Gaston
Senior Desktop EngineerGreg Garrison
Desktop EngineerCassie Allen, Anthony Mendheim
Staff Accountant, TreasuryShannon Garrett
Payroll ManagerDonna Ebersole

Since opening in July 2001, the American Airlines Center has set a new standard for sports and entertainment and has become the premier venue of the South. Its grand complex with sweeping vistas and inviting passages comprise five concourses, 142 luxury suites, two 50 person suites and room for 18,532 hockey fans.

Designed by world-renowned architect David M. Schwarz and Dallas based HKS, Inc., the American Airlines Center is a combination of traditional architecture and hi-tech wizardry. Outside, the signature arches are warm and inviting; inside, the retractable seating brings the bowl in closer to the action, allowing fans a more intimate experience and exceptional sight lines.

American Airlines Center has been repeatedly nominated for "Arena of the Year" by leading concert-industry publication Pollstar and ranked #4 in the US for Year End Ticket Sales in 2008. American Airlines Center first opened its doors on July 28, 2001, when The Eagles took the stage in front of a sold out crowd. In addition to The Eagles, some of the world's most legendary performers have appeared at American Airlines Center including The Police, The Rolling Stones, Billy Joel, Elton John, Rod Stewart, George Strait, Cher, Tom Petty, Bruce Springsteen, Maná, and Paul McCartney.

The American Airlines Center has been no stranger to major sporting events. In addition to the Dallas Stars and Dallas Mavericks, the Center hosted the 2002 & 2006 NCAA 1st and 2nd Round Men's Basketball Tournaments, The Phillips 66 2003, 2004, & 2006 Men's Big 12 Basketball Tournaments, 2009 U.S.A. Gymnastics Visa Championships and other events such as Boxing and Ultimate Fighting Championships. The Center was a proud host of the 2007 NHL All-Star Game, 2006 NBA Finals and will host events during the 2010 NBA All-Star Weekend.

American Airlines Center was designed to keep hockey ice in perfect condition even when the Texas heat blazes outside. To maintain a constant temperature of 64-68 degrees, the building has a separate chiller system just for the slab, eight miles of one-inch pipe and 320 tons of refrigeration. In addition, a 3,600-ton air-conditioning system and a dehumidification system extract 500 gallons of moisture per hour during the season. The ice is put into place each September and takes 24 hours to





build up to the 1-inch depth the players are accustomed to. The ice stays in the Center until the play-offs are complete and is covered up during the season with a special material called Ice Deck, a fiberglass product that keeps the ice cold and allows the air temperature above to rise without affecting the ice. The Zamboni is retrofitted with a Fast Ice system, the latest technology that allows the ice maintenance crew to cut the ice quickly in order to keep the ice smooth and fast.

Thanks to the most sophisticated retractable seating system ever designed for a sports and entertainment venue, the conversion between basketball and hockey is record setting. The patented design allows conversion from an ice rink to a basketball court or concert setting in less than two hours.

Regarded as one of the most technologically advanced arenas, American Airlines Center will premier a one-of-a-kind sight and sound system in the 2009-2010 hockey and basketball season. During the summer months of 2009, American Airlines Center installed the first 1080 high-definition center scoreboard in the NBA and NHL. Digital video throughout the arena bowl is increased by over 300 percent with the addition of a new high-definition center scoreboard and two stadium-sized video displays that dominate the upper end walls. Matching the spectacular HD video experience will be a state-of-the-art concert quality sound system. The new digital six speaker linear system will deliver audio effects that the American Airlines Center visitor can both feel and hear.

Fans with disabilities will find 524 accessible seats inside the venue and that all common areas, vendor spaces, retail stores and restaurants follow federal and state requirements for accessibility. Every luxury suite is accessible as are all 20 family restrooms.

American Airlines Center strives to be the best live entertainment and sporting venue in the South. For more information on the events or media information, visit our website at www.americanairlinescenter.com or e-mail us at marketing@americanairlinescenter.com.

Since moving to North Texas prior to the 1993-94 NHL season, the Dallas Stars have made it an organizational priority to expose the Dallas/Fort Worth Metroplex to hockey and have done so by operating eight Dr Pepper StarCenters throughout the area.

In 2003, the Stars moved their corporate offices and team practice facility to the Dr Pepper Arena in Frisco, and followed in 2004 with the Dr Pepper StarCenter and Conference Center in Farmers Branch. Construction on a new StarCenter started April 2008 and opened September 2009 at Craig Ranch in McKinney. Including the Dr Pepper StarCenter in McKinney, the total number of Metroplex facilities is now eight with 17 sheets of ice.

The Frisco facility serves as the training site for the Dallas Stars. The 211,000 square-foot facility includes more than 15,000 square feet for the team's locker room, workout and rehabilitation area, and another 25,000 square feet of business offices for the Dallas Stars. It also includes two NHL-size sheets of ice, eight team locker rooms and a 3,500 square-foot StarStuff store.

The flagship facility in Frisco was renovated to become the Dr Pepper Arena on June 1, 2009. Dr Pepper Arena is also the home of the Texas Tornado hockey team of the North American Hockey League (NAHL).

"The first step toward having a championship team is making sure they have the best training facility available," said Stars owner Thomas O. Hicks. "The Stars have achieved that goal in Frisco, and we hope that the quality of the facility will help to lure potential players in the future."

The Dallas Stars are one of the few teams in the NHL to design and build their own practice facility and arena. The team also sets the pace in the NHL among clubs that form partnerships with communities to create public skating facilities, a trend which is picking up momentum around the league. The facility in Farmers Branch was built in partnership with that city, as were the facilities in Euless and Duncanville. The Stars also have facilities in Irving and two in Plano, one of which is a youth-only facility built in partnership with the non-profit Plano Sports Authority.

When the Stars moved to town more than 15 years ago, there were five total sheets of ice in the area (two of which were at shopping malls and didn't host any sort of hockey). There were no high school or traveling hockey teams and only 250 local children playing the sport. In addition, there were only 225 adults playing in recreational leagues.

Heading into the 2009-2010 season, there are now more than 8,000 North Texas kids and adults playing hockey on 26 sheets of ice in the area, including nearly 70 high school hockey teams.



The Dallas Stars Organization opened the Dr Pepper Arena in Frisco, Tex., this past June and is the premier entertainment venue in Collin County.

Formerly known as the Deja Blue Arena at the Dr Pepper StarCenter, the facility is currently undergoing a major renovation through a partnership between the Dallas Stars, the City of Frisco and the Frisco ISD. The original facility opened in 2003; Dr Pepper Arena now serves as the name of the entire complex.

Most of the renovation took place on the arena side of the complex, which began in the summer of 2008. Dr Pepper Arena's capacity went from 3,500 to just over 6,000. Additions to the arena included a 1,000-space parking garage, extensive kitchen/catering capabilities, 12 luxury suites and a VIP club.

Dr Pepper Arena opened June 1, 2009 and the first week of the grand opening featured entertaining guests such as Bill Cosby, Championship Boxing, Steele Cage Mixed Martial Arts and the Harlem Globetrotters. The facility will continue to showcase great entertainment as well as sports in Collin County.

Dr Pepper Arena is also the home of the Texas Tornado hockey team of the North American Hockey League (NAHL). The Tornado returns to the ice this fall, celebrating its 10th year. The team has won three national titles in its history.

"We are thrilled to present Dr Pepper Arena as the premier entertainment venue in Collin County and the Frisco area," said Randy Locey, executive vice president of business operations for the Dallas Stars. "The arena will have the capability to host a myriad of events."

Dr Pepper has been a strong partner of the Dallas Stars since the hockey club came to North Texas in 1993.

"We are very proud our longstanding relationship with the Dallas Stars through our sponsorship of the team and our continued involvement with Dr Pepper StarCenters throughout the Metroplex," said Jim Trebilcock, executive vice president and chief marketing officer for Dr Pepper Snapple Group, based in Plano. "Dr Pepper Arena brings that relationship to a new level, provides a state-of-the-art sports and entertainment venue for the Frisco community and in the process gives the Dr Pepper brand even more visibility here in our home market."

"We're really looking forward to the opening of the Dr Pepper Arena," said Frisco Mayor Maher Maso. "The expansion project has transformed the arena into a well-balanced venue with greater capabilities to host events for everyone! Our residents and visitors will enjoy more entertainment opportunities and our city will benefit economically from the arena's enhanced ability to host a wide variety of events."



TEXAS STARS



The Texas Stars will play its inaugural season in the American Hockey League (AHL) this year, serving as the Dallas Stars' primary development affiliate. The team is based in Cedar Park, Texas, located just north of Austin. The Texas Stars are owned by Hicks Cedar Park, LLC.

The Texas Stars will play its games in the new state-of-the-art Cedar Park Center, which opened its doors in September 2009. Cedar Park Center includes 6,800 seats available for hockey and 8,700 for concerts and other events. The Center has 24 suites (including four party suites) and 545 club seats with a private club lounge. A retail site of 17 acres is adjacent to the facility grounds for mixed-use development that includes 91,000 square feet for retail and 91,000 square feet for commercial, developed by Hicks Cedar Park, LLC.

"The Dallas Stars are very pleased to have the Texas Stars as our primary development affiliate," said Dallas Stars General Manager Joe Nieuwendyk. "Having our development hockey club in our home state is a natural fit and one we think will be great for the fans. We have a lot of good young prospects who will play for the Texas Stars as they continue to develop as professional hockey players."

Rick McLaughlin serves as president of the Texas Stars and as general manager of the Cedar Park Center. "This is an exciting time for our organization," he said. "We are committed to bringing a quality product to our community. A lot of people have worked very hard over the last year and a half to make this team and arena a reality. We cannot wait to get going."

President, Texas Stars; GM, Cedar Park Center
General Manager, Texas Stars
Head Coach
Assistant Coach

Rick McLaughlin
Scott White
Glen Gulutzan
Paul Jerrard





THOMAS O. HICKS

CHAIRMAN OF THE BOARD & OWNER

Thomas O. Hicks has been Chairman of the Board and Owner of the Dallas Stars since he contracted to purchase the hockey club in December 1995. During his ownership, the club has captured seven Division Championships, three Western Conference regular season crowns, two Presidents' Trophies as the team with the best regular season record, two consecutive trips to the Stanley Cup Finals and the 1999 Stanley Cup Championship. The Stars have the third-best record in the entire NHL over his 14 seasons as owner. Mr. Hicks played an instrumental role in the development and planning of American Airlines Center, as well as the hosting of the 2007 NHL All-Star Game. Hicks serves as Vice Chairman for the NHL Board of Governors and also serves on the NHL Executive Committee and on the Audit and Finance Committee.

Always an owner that Stars fans can rely on to give management everything it needs to build a winning hockey club, Mr. Hicks has played an integral role in the pursuit and acquisition of a number of premier players for the Stars from day one of ownership. Hicks' influence allowed the Stars to trade for Joe Nieuwendyk, who eventually won the Conn Smythe Trophy as Playoff MVP during Dallas' Stanley Cup title season of 1999. He played a significant role in bringing Ed Belfour and Brett Hull, both major contributors on the Stars' Cup-winning team, to Dallas as free agents and was instrumental in the club's recent acquisitions of Brad Richards. This past summer, Hicks brought back Nieuwendyk, considered one of the brightest young minds in hockey today, to be the Stars' General Manager.

Mr. Hicks has established himself as one of the premier sports owners in the world. His passion for sports runs deep, and it shows in his dedication to excellence among his family's sports assets – the Dallas Stars

Hockey Club, of the National Hockey League, Major League Baseball's Texas Rangers Baseball Club, a 50% interest in the American Airlines Center and a 50% interest in Liverpool Football Club, an English Premiership League team known as "Britain's Most Successful Football Club."

Having recently completed his 10th season as Chairman of the Board and owner of the Texas Rangers, Hicks serves as the team's representative on the MLB Board of Governors. During his ownership, the club has captured two American League West Division titles, winning a franchise record 95 games in 1999. Mr. Hicks is on the board of directors of Major League Baseball Advanced Media, the Internet-based subsidiary of Major League Baseball. Mr. Hicks serves on the boards of directors of the Cotton Bowl Athletic Association, Crow Family Holdings, as well as The Center for Strategic and International Studies Board of Trustees, the University of Southern California Marshall School of Business Dean's Board of Advisors, the University of Texas Southwestern Medical Foundation Board of Trustees, and the University of Texas Chancellor's Council. A former member of the University of Texas System Board of Regents, Mr. Hicks served as Chairman of the University of Texas Investment Management Company (UTIMCO), which manages the \$20 billion University of Texas Permanent University Fund and Long Term Funds.

Mr. Hicks graduated with an MBA from the University of Southern California in 1970 and a BBA from the University of Texas in 1969. He is also a recent recipient of the University of Texas Distinguished Alumnus Award and annually serves as a Distinguished Guest Lecturer at Stanford University's Graduate School of Business.

With strong ties to the community, Mr. Hicks has provided continuing support to numerous local organizations and has also held various charity board memberships. The father of six children, Mr. Hicks resides with his wife, Cinda, in Dallas.





JEFF COGEN PRESIDENT

Jeff Cogen was named president of the Dallas Stars on November 14, 2007, after more than four years as president and chief operating officer of the Texas Rangers. He oversees all business aspects of the Dallas Stars organization, including finances, marketing, advertising, public relations, promotions, ticket sales, budget development and broadcasting agreements. He also serves as alternate governor of the NHL's Board of Governors.

As president of the Texas Rangers from 2004-2007, Cogen was in charge of the club's day-to-day business operations, and along with owner Thomas O. Hicks and Hicks Holdings Vice President Thomas O. Hicks Jr., represented the club in quarterly Major League Baseball Owners Meetings.

Cogen's professional career started in 1980 as a marketing director with Ringling Bros. Barnum & Bailey Combined shows. In that capacity, he was responsible for the marketing, public relations and general sales activity of both the Ringling Bros. Barnum & Bailey Circus and companion Ice Shows to approximately 20 markets per year. In 1985, he was promoted to marketing and sales manager with the same organization.

In 1986, Cogen was appointed director of marketing for Olympia Arenas Inc, in Detroit and was responsible for the marketing and public relations activities for the Detroit Red Wings, Joe Louis Arena and Fox Theater. In 1992, Cogen was promoted to vice president of marketing and held increased responsibilities for the same properties.

Cogen came to Dallas in 1993 to assume the position of vice president of marketing for the Dallas Stars Hockey Club. He was part of a team that helped build one of the largest season ticket bases in the National Hockey League and guided the staff in creating a consecutive sellout streak of over 150 games. The Stars culminated their rise as one of the preeminent franchises in the National Hockey League with the Stanley Cup Championship in 1999.

Subsequent to the Stanley Cup Championship season, Cogen was appointed executive vice president of marketing and communications for the newly-formed Southwest Sports Group, the management organization of the Texas Rangers, Dallas Stars and the Mesquite Championship Rodeo. In that role, he supervised marketing, advertising and promotional activities, public relations and ticket sales initiatives for all three properties.

Cogen moved to Florida in August 2001 to become the chief operating officer of the Florida Panthers Hockey Club, where he was responsible for all business operations for the club, as well as the business operations of the National Car Rental Center/Office Depot Center. Cogen returned from Florida to Texas in October 2003 and was appointed chief operating officer of the Texas Rangers. In October 2004, he was named president of the Texas Rangers and continued in that capacity until rejoining the Stars in November 2007.

Born in 1957, Cogen is a native of southeast Virginia and attended the University of Richmond and Old Dominion University. He is married and has three children.



Joseph B. Armes
Chief Operating Officer



Casey Coffman
Executive Vice President
Chief Operating Officer,
Hicks Sports Group



Roy Bailey
Executive Vice President



Thomas O. Hicks, Jr.
Vice President
Executive Vice President,
Hicks Sports Group



Mack H. Hicks
Vice President

Hicks Holdings was formed in January 2005 as a family office owning and operating the Hicks Family's sports, real estate private equity investments and other assets. Hicks Holdings currently consists of four principal business units.

Hicks Sports Group includes the National Hockey League's Dallas Stars; Major League Baseball's Texas Rangers; a 50 percent ownership interest in the American Airlines Center in Dallas; a 50 percent ownership interest in Liverpool Football Club of the English Premier League; the Texas Stars, the American Hockey League affiliate of the Dallas Stars; and the Cedar Park Center, home of the Texas Stars, concerts and other entertainment events.

Hicks Equity Partners currently has ownership stakes in four companies: Anvita Health, an emerging leader in clinical decision support systems; DirecPath, a company jointly formed by Hicks Holdings and DIRECTV in May 2006 to provide bundled DIRECTV programming, broadband voice and data services, security and other locally based services to multiple-dwelling-unit residences (MDUs) across the United States; Latrobe Specialty Steel Company, a leading producer and distributor of specialty steels and alloys; and Ocular LCD, Inc., a leading designer, manufacturer and marketer of high-performance liquid crystal displays, modules and systems.

Real estate holdings consist of real estate assets in sports venue developments including a future residential, office and hotel development adjacent to Rangers Ballpark in Arlington and the new Cowboys Stadium; Champions Park, an office and hotel development adjacent to Dr Pepper Arena, the Dallas Stars practice facility and Dr Pepper Ballpark in Frisco, Texas; a future mixed use development adjacent to the Cedar Park Center; a hotel development joint venture with Gatehouse Capital Corporation; and other real estate development projects.

Hicks Trans American Partners pursues corporate acquisitions and real estate development in Latin America, currently including Grupo Pilar, a leading animal and pet food company; a residential and hotel development project in Bariloche, Argentina, including a Jack Nicklaus golf course; and El Desafio Mountain Resort, a Greg Norman golf course, polo club, residential and hotel development in San Martin, Argentina.



JOE NIEUWENDYK

GENERAL MANAGER

Joe Nieuwendyk was named as the 10th general manager in Stars franchise history on May 31, 2009. The former Stars player returns to Dallas from the Toronto Maple Leafs, where he served as special assistant to the general manager in 2008-09. Prior to joining the Leafs and after his 2006 retirement, Nieuwendyk worked as a special consultant to the general manager with the Florida Panthers. As assistant general manager, he also helped lead Team Canada at the 2009 IIHF World Hockey Championship to a silver medal.

A veteran of 20 seasons as a player in the National Hockey League, Nieuwendyk played seven with the Dallas Stars (1995-2002). He won the Stanley Cup for three different teams, in three different decades (Calgary in 1989, Dallas in 1999, New Jersey in 2003). Nieuwendyk was awarded the Conn Smythe Trophy as the Stanley Cup Playoffs most valuable player in 1999 when he led Dallas in post-season scoring on their way to winning the Stanley Cup.

The Whitby, Ontario, native played in 1,257 career NHL games (which ranks 62nd all-time) for five

different teams (Calgary 1986-95, Dallas 1995-2002, New Jersey 2002-03, Toronto 2003-04, and Florida 2005-07). Nieuwendyk scored 564 goals (21st all-time) and added 562 assists (84th all-time) for 1,126 points (51st overall). He scored 51 goals in his rookie season in Calgary, which ranked second at the time for most-ever goals scored by a rookie in one season (that mark now ranks fourth). Nieuwendyk won the Calder Trophy for rookie-of-the-year that season. He achieved two 50-goal seasons, two 40-goal seasons and four 30-goal seasons during his playing career.

A four-time NHL All-Star, Nieuwendyk also appeared in 158 career playoff games, recording 116 points on 66 goals and 50 assists. Nieuwendyk played in 442 games for Dallas, scoring 178 goals and 162 assists for 340 points.

Nieuwendyk played three seasons at Cornell and was a Hobey Baker Award finalist in 1986-87 for outstanding collegiate player of the year. He was drafted by Calgary in the second round (27th overall) of the 1985 NHL Entry Draft.

Nieuwendyk (born September 10, 1966) and his wife Tina have three children, Kaycee, Tyra and Jackson. The family resides in Dallas.





LES JACKSON

DIRECTOR OF SCOUTING AND PLAYER DEVELOPMENT

Les Jackson enters his 22nd season with the Stars, dating back to the club's days in Minnesota. Most of that time has been spent doing what he does best - managing and overseeing the club's scouting program, which includes monitoring the development of all amateur and professional prospects.

Jackson, 56, has played an instrumental role in building the club into the perennial contender that they have become over the last two decades. Learning from the tutelage of respected general managers such as Bob Clarke, Bob Gainey and Doug Armstrong during his tenure with the Stars, Jackson also assisted in the evaluation of players as it related to movement within the organization including the entry draft, trades and free agent signings. During Jackson's watch as head of the

scouting staff, the Stars selected such future NHL stars as Mike Modano, Derian Hatcher, Jere Lehtinen, Jarome Iginla, Marty Turco and Brenden Morrow, among others.

Jackson was an assistant general manager with the Atlanta Thrashers for two seasons (1998-2000), after spending 13 years in a variety of roles in the Stars' organization, including assistant general manager from 1993-98. Jackson was drafted by the Boston Bruins in 1972 and played two seasons in the minors, before beginning his career as a hockey executive. His minor league professional coaching career included stints in Billings and Great Falls, Montana; Tucson, Arizona; and New Westminster and Revelstoke, British Columbia. He also spent five years as assistant coach and general manager of the Western Hockey League's Brandon Wheat Kings.

A native of Manning, Alberta, Jackson resides in Coppell and has three sons, Brock, Drake and Reid.



FRANK PROVENZANO

ASSISTANT GENERAL MANAGER

Frank Provenzano begins his fourth season as assistant general manager with the Stars, with his main responsibilities including contract negotiations, salary cap management, schedule making and the administration of the NHL's Collective Bargaining Agreement.

Previously, Provenzano served as assistant general manager for the Washington Capitals from 1997 to 2004, and was an assistant in the Vancouver Canucks' hockey operations department from 1994 through 1997. The native of Sault Ste. Marie, Ont., worked as a commentator specializing in salary cap analysis for TSN, a sports network in Canada,

during the 2005-06 season.

Provenzano, 40, played hockey at Queens University in Kingston, Ontario, and graduated in 1991 with dual bachelor's degrees in physical and health education and physiology/anatomy. He then obtained his masters degree in business administration from Simon Fraser University in Burnaby, B.C., and went on to win a bronze medal at the 2004 Pan-American Indoor Waterskiing Championships in Montevideo, Uruguay. He and his wife, Julie, reside in Dallas.



BRETT HULL

EXECUTIVE VICE PRESIDENT, ALTERNATE GOVERNOR

Brett Hull serves as executive vice president and alternate governor for the Dallas Stars, helping President Jeff Cogen in all areas of business operations and

representing the club at Board of Governors Meetings. He also is a hockey advisor to Stars owner Tom Hicks.

Hull served as co-general manager for the Stars for the last two seasons, having joined the Stars front office in 2005. Prior to his co-GM post, he held various roles throughout the organization, including hockey operations, business operations, broadcasting, marketing, promotions and community relations. He also worked as the in-studio analyst on NBC's NHL Game of the Week in 2005-06.

Hull, 45, retired in 2005 after an illustrious 19-year NHL career spent with the Calgary, St. Louis, Dallas, Detroit and Phoenix. In 1,269 career games, Hull netted 741 goals, good for third place in NHL history, trailing only Wayne Gretzky and Gordie Howe. His 24 career playoff game-winning goals are tied with Gretzky for the most in NHL history, his 33 career hat tricks rank

fourth all-time and his 265 power play goals trail only Dave Andreychuk in the league annals. Hull scored 1,391 career points (741 goals and 650 assists), and in 202 career Stanley Cup Playoff games, tallied 103 goals (fourth-most all-time) and 87 assists for 190 points, the sixth-highest scoring total in NHL history.

A Dallas Star for three seasons (1998-2001) Hull helped guide the club to its Stanley Cup championship in 1999, scoring the Cup-winning goal in the third overtime of Game Six of the 1999 Cup Finals. In 218 games as a Star, Hull posted 196 points (95 goals and 101 assists), and he added 46 points (21 goals and 25 assists) in 55 Stanley Cup Playoff games.

Hull also won the Stanley Cup in 2002 as a member of the Detroit Red Wings, appeared in eight NHL All-Star Games, and in 1991, won both the Hart Trophy and Lester B. Pearson Award as league MVP. He skated for Team USA at the 1998 and 2002 Winter Olympics, winning a silver medal in Salt Lake City in 2002, as well as the 1996 and 2004 World Cup of Hockey. Hull will be inducted into the Hockey Hall of Fame in November, 2009, and was inducted into the United States Hockey Hall of Fame in the fall of 2008.

He and his wife, Darcie, reside in Dallas.



DAVE TAYLOR

DIRECTOR OF PLAYER PERSONNEL

Dave Taylor begins his third season with the Dallas Stars, serving as the club's director of player personnel. Taylor came to Dallas in 2007 after 30 years spent with the Los Angeles Kings as a player and member of the front office.

He most recently served as director of amateur development for the Los Angeles Kings in 2006-07 after completing nine seasons from 1997-2006 as the club's general manager. Compiling a record of 290-261-105, Taylor is the winningest GM in Kings' history. In his final year as general manager in 2005-06, the Kings equaled a franchise record in home wins (26). His teams earned 90-plus points for three-straight seasons from 1999-2002 for the first time in franchise history and the average attendance at Kings home games improved from 12,297 to 17,821 during his tenure.

In addition to his player-personnel moves at the NHL level, Taylor put into place a top-notch professional and amateur scouting staff with the Kings. At the 2002 NHL Draft, The Sporting News and Red Line Report both ranked the Kings' draft as the best among the 30 NHL teams. Under Taylor's leadership, the Kings succeeded at the draft table tabbing Anze Kopitar, Olli Jokinen, Alexander Frolov, Michael Cammalleri, Dustin Brown and Lubomir Visnovsky.

On the ice, Taylor was a member of the renowned "Triple Crown Line" with Marcel Dionne and Charlie Simmer. The Kings' all-time games played leader appeared in 1,111 contests, tallying 431 goals and 638 assists for 1,069 points. A five-time NHL All-Star, he also served as the Kings' captain for four seasons from 1985-89, and after posting career-highs in goals (47) and points (112) during the 1980-81 season, he earned a spot on the NHL All-Star second team. On April 3, 1995, Taylor's jersey No. 18 was retired by Los Angeles.

Dave and his wife Beth reside near Los Angeles with their two daughters, Jamie and Katie.



MARC CRAWFORD

HEAD COACH

Marc Crawford was named as the 20th head coach in Stars franchise history on June 11, 2009.

Crawford (born February 13, 1961) enters the 2009-10 season as the 16th winningest coach in NHL history with 470 career victories and has also coached the 15th most games in league history at 987 in over 13 seasons with the Quebec Nordiques/Colorado Avalanche, Vancouver Canucks and Los Angeles Kings. He has posted a 43-40 all-time mark in Stanley Cup Playoff games, including the 1996 Stanley Cup championship with Colorado, as well as five division titles and six seasons of 40-or-more wins. Crawford remains the youngest recipient of the Jack Adams Trophy as NHL Coach of the Year (1995 with Quebec, at the age of 34).

Crawford remains the all-time winningest coach in Vancouver Canucks history with 246 wins over seven seasons from 1999-2006. The Canucks made the playoffs in four of his last five seasons as head coach. Crawford began his NHL coaching career with Quebec in 1994, and after the Nordiques relocated to Denver in 1996, became the third-youngest coach in NHL history to win the Stanley Cup.


Crawford's teams have finished in the top-10 of league power play percentage five different times and have

seven seasons with an 18%-or-better success rate on the man-advantage. His teams have also scored goals, finishing in the top-six in goals-for in six different seasons. Overall, Crawford's teams have averaged 3.06 goals-per-game over his career.

The native of Belleville, Ont., served as the head coach for Team Canada at the 1998 Winter Olympic Games in Nagano, Japan, finishing first in its pool and advancing to the semifinals before losing to the eventual champion, Czech Republic. Crawford was also an assistant coach for Canada for the 1996 World Cup of Hockey. He spent three seasons as the head coach of St. John's in the American Hockey League from 1991-94, winning the 1993 Louis A.R. Pieri Memorial Award as AHL Coach of the Year and two campaigns with the Cornwall Royals of the Ontario Hockey League from 1989-91.

Prior to beginning his coaching career, Crawford was selected in the fourth round (No. 70 overall) of the 1980 Entry Draft by Vancouver and skated in 176 career NHL games, all with the Canucks, recording 19 goals and 31 assists for 50 points. He made his NHL debut with Vancouver during the 1981-82 season, which he split between the Canucks and the Dallas Black Hawks of the Central Hockey League.

Crawford and his wife Helene have two children – daughter Kaitlin and son Dylan.





CHARLIE HUDDY

ASSISTANT COACH

Charlie Huddy enters his first season as an assistant coach with the Dallas Stars after nine campaigns as an assistant coach with the Edmonton Oilers (2000-2009).

Huddy, 50, helped lead the Oilers to a 301-252-103 record during his nine seasons as assistant coach. Edmonton posted a 17-13 playoff record during his tenure, including a run to the 2006 Stanley Cup Finals, in which the Oilers fell to Carolina in seven games.

Prior to his stint with Edmonton's coaching staff, Huddy served as an assistant for the New York Rangers for two seasons (1998-2000) and was head coach and director of hockey operations for the ECHL's Huntington Blizzard in 1997-98. He was a player/assistant coach with the AHL Rochester Americans in 1996-97.

A native of Oshawa, Ont., he skated in 1,107 career games over a 17-year NHL career with Edmonton, Los Angeles, St. Louis and Buffalo, posting 99 goals and 354 assists for 453 points with 785 penalty minutes. Huddy also skated in 183 career Stanley Cup Playoff games, notching 85 points (19 goals, 66 assists) and 135 penalty minutes.

A former defenseman, Huddy is one of just seven players to skate in all five of the Oilers' Stanley Cup championships (1984, 1985, 1987, 1988 and 1990). He also appeared in the Cup Finals with Edmonton in 1983 and with Los Angeles in 1993, in addition to the 2006 trip as an Oilers assistant.

Huddy and his wife Karen have two children, daughter, Amanda and son, Ryan.



STU BARNES

ASSISTANT COACH

Stu Barnes enters his second season as an assistant coach for the Dallas Stars after a 16-year playing career.

Barnes, 38, collected 597 career NHL points (261 goals, 336 assists) in 1,136 NHL games with the Winnipeg Jets, Florida Panthers, Pittsburgh Penguins, Buffalo Sabres and Dallas Stars. He also skated in 116 career Stanley Cup Playoff games over 12 postseasons, notching 30 goals and 32 assists for 62 points and reaching the Cup Final twice (Buffalo, 1999; Florida, 1996).

Barnes was acquired via trade by Dallas on March 10, 2003, in exchange for Mike Ryan and a second-round draft pick, and in 329 total games with the Stars, recorded 120 points (53 goals and 67 assists). He added 14 points (six goals, eight assists) in 38 Stanley Cup Playoff games with Dallas.

The native of Spruce Grove, Alta., was originally selected by Winnipeg in the first round (No. 4 overall) of the 1989 Entry Draft. He had a stellar career with the Tri-City Americans in the Western Hockey League and currently co-owns that club with his junior teammate, goaltender Olaf Kolzig.

Barnes and his wife, Julie, live in Plano with their daughter, Riley and son, Jack.



ANDY MOOG

ASSISTANT COACH

Andy Moog enters his eighth season with the Stars, returning to his role as an assistant coach for the club. He has served in a variety of duties over the years such as a goaltending consultant and coach. Moog was Dallas' player development coach for two seasons (2006-2008), following four campaigns as an assistant coach for Dallas. He has previously worked with Marc Crawford in Vancouver as a goaltending coach from 1999-2002.

Boasting 18 years and 713 games in the NHL with Edmonton, Boston, Dallas and Montreal, Moog, 49, retired in 1998, posting a 372-209-88 career mark with a 3.13 GAA. A three-time Stanley Cup winner with Edmonton (1984, 1985, 1987), he appeared in 175 games with the Stars from 1993-97, collecting a 75-64-26 mark with a 2.74 GAA. Appearing in the Cup Finals six times, Moog was a member of three Presidents' Trophy clubs (1986, 1987, 1990) and shared the Jennings Trophy with Reggie Lemelin in Boston in 1990.

The native of Penticton, B.C., represented his country at the 1988 Winter Olympics in Calgary and served as goaltending consultant for Team Canada at the 2002 and 2006 Winter Olympics. Moog and his wife, Karla, are the par-



GEOFF MOORE

EXEC. V.P., SALES AND MARKETING

Geoff Moore oversees the general business operations of the Dallas Stars, including all of the ticket sales, marketing and promotion, corporate sales, broadcast management, communications and publicity, game presentation, website, and community relations aspects for the hockey club in his role as executive vice president of sales and marketing. He enters his fifth season in this role after serving two seasons as the executive vice president of business operations for the Stars.

The first employee hired by the Stars in March of 1993, Moore coordinated the renovation of Reunion Arena and all game-day operations since the club's first season in Texas. He was also involved throughout the entire planning, design and construction process of American Airlines Center.

As vice president of business operations for Southwest Sports Group, Moore also had responsibilities for corporate services, food and beverage operations and The Legends of the Game Museum at The Ballpark in Arlington. He also oversaw operations of the Rangers' spring training and Class-A minor league team in Port Charlotte, Florida.

Moore graduated from Oklahoma State University in 1989 with a degree in marketing and Baylor University in 1990 with his MBA. Moore and his wife, Jill, live in Allen with their son, Jackson, and their identical twin daughters, Alexandria and Sarah, and their youngest daughter Sophia.



ROBERT HUTSON

EXEC. V.P., FINANCE AND C.F.O.

Robert Hutson was named executive vice president and chief financial officer of the Dallas Stars in November 2002, and oversees all financial matters related to the team. Hutson joined Hicks Sports Group as vice president of finance for both the Dallas Stars and Texas Rangers in October of 2000.

Prior to joining Hicks Sports Group, Hutson was a senior manager in the audit division of the Dallas office of Arthur Andersen LLP. At Arthur Andersen, Hutson provided audit and business advisory services to publicly traded and private companies. Hutson also assisted clients during initial and secondary public offerings of equity and debt as well as mergers and acquisitions.

He received his bachelor's degree in 1988 and a master of science-accounting in 1989 from Harding University in Searcy, Ark. Hutson earned his CPA license from the State of Texas in 1994.

Hutson resides in Colleyville with his wife Angela and daughters Haley (13) and Katy (11). The Hutson family are members of the Richland Hills Church of Christ where they serve in the youth education ministry. Robert and Angela are also counselors during a week long camp for abused, neglected and abandoned children of North Texas that is sponsored by Our Fathers Children and Royal Family Kids Camps.



RANDY LOCEY

EXEC. V.P., BUSINESS OPERATIONS

Randy Locey is executive vice president of business operations for the Dallas Stars, and oversees the business operations at American Airlines Center for the hockey club, including the areas of merchandising, hospitality and parking. He is also responsible for the business operations surrounding all of Metroplex Dr Pepper StarCenters, Dr Pepper Arena in Frisco (which houses the Stars' practice facility), and the development surrounding and including Cedar Park Center, home of the AHL's Texas Stars.

Locey joined the Dallas Stars in 1999 and has been instrumental throughout the design, construction, expansion and operations of the eight current Dr Pepper StarCenters.

Locey has a Bachelors degree from Western Michigan University and a Masters degree from the University of North Texas. Randy and his wife, Dorinda, live in Frisco.



Tim Bernhardt
Director, Amateur Scouting



Doug Overton
Director, Professional Scouting



Kari Takko
Director, European Scouting



Shane Churla



Jack Foley



Johan Garpenlov



Bob Gernander



Dennis Holland



Jiri Hrdina



Jimmy Johnston



Alex LePore



Paul McIntosh



Rickard Oquist



Butch Ott



Jim Pedersen



Borys Protsenko



Shane Turner



DAVE ZEIS HEAD ATHLETIC TRAINER

Dave Zeis returns as Head Athletic Trainer in his third season with the Dallas Stars. Prior to that, he spent seven seasons as the head athletic trainer for the Columbia Inferno and Pee Dee Pride of the East Coast Hockey League. Certified by the National Athletic Trainers Association since 1995, Zeis was voted by peers to work the ECHL All-Star Game in 2003.

Zeis earned a Bachelor of Science degree from SUNY Brockport in New York where he also played collegiate hockey. He also worked at University of Sports Medicine at the University of Buffalo from 1993-95 as a clinical therapist and research coordinator.

Zeis and his wife, Michelle, live in Frisco with their son Brendon (6).



CRAIG LOWRY ASSOCIATE ATHLETIC TRAINER

Craig Lowry begins his seventh season in the Stars athletic training staff, his second as Associate Athletic Trainer. Lowry served as head athletic trainer for four seasons with Dallas' then-American Hockey League affiliates in Utah (2003-04) and Iowa (2005-08). He was also a part of the Stars' Stanley Cup championship club in 1999.

Lowry earned a Bachelor of Science degree from Abilene Christian University and a Masters of Education from Central State University in Edmond, Okla. Lowry worked as the assistant athletic trainer for the Amsterdam Admirals in the World League of American Football and as the head athletic trainer for the Rhein Fire, also in the WFLA.

Lowry resides in his native Dallas.



Dr. Dan Cooper
Head Physician
Orthopedic Surgeon



Dr. Mark Muller
Orthopedic Surgeon



Dr. John Baker
Orthopedic Surgeon



Dr. Daniel Worrel
Orthopedic Surgeon



Dr. Andrew Dossett
Orthopedic Specialist



Dr. Gene Curry
Orthopedic Specialist



Dr. Jeff Kenkel
Plastic Surgeon



Dr. Wayne Scott
Dentist



Dr. Julie Scott
Dentist



Dr. John Brooks
Internist



Dr. John Harrington
Ophthalmologist



Dr. Grant Gilliland
Ophthalmologist



Alan Thompson
Physical Therapist



Dr. Mary Collings
Chiropractor



Dr. Scot McFadden
Psychologist



MIKE VALLEY **GOALTENDING COACH**

Mike Valley begins his first season with the Dallas Stars, signing on as goaltending coach in September 2009. He spent the 2008-09 season as an assistant goaltending coach for the Nashville Predators/Milwaukee Admirals and as a volunteer goaltending coach for the University of Wisconsin, his alma mater. Outside of his work with the Stars, Valley owns and operates Elite Goalies High Performance and Private Instructional Camps.

Valley played six years of professional hockey (1998-2004) after initially being signed as a free agent by the Vancouver Canucks following his sophomore year of college. His career includes stints in the AHL, ECHL and Swedish Elite League. In 2005, he returned

to the University of Wisconsin to complete his bachelor's degree in Communication Science and Rhetorical Studies. Valley is originally from Richmond, B.C.. He and his wife, Holly, have two daughters, Madeleine (6), and Emily (4).



MARK JANKO **MANAGER, HOCKEY ADMINISTRATION**

Mark Janko begins his tenth season with the Dallas Stars organization, and second in Hockey Operations. He spent eight seasons in the Stars Public Relations Department, most recently as Director of Public Relations from 2005-2008.

His current job duties include assisting the Hockey Ops department in the areas of player transactions, cap management, contract and salary arbitration research and works closely with Dallas' scouting staff, with an emphasis on the professional level.

Janko, 33, served as the director of communications for FC Dallas in Major League Soccer for the 2005 MLS season. He joined the Stars in 1999 after serving in the media relations department for the Mighty Ducks of Anaheim during the 1998-99 season.

A 1998 graduate of the University of California at Santa Barbara with a degree in communications, Janko is a native of Mission Viejo, California. He and his wife, Jessica, and their daughter, Reese, reside in Lewisville.



J.J. MC QUEEN **STRENGTH & CONDITIONING COACH**

J.J. McQueen begins his 15th season as the strength & conditioning coach for the Dallas Stars. He previously spent 10 years with the three-time Memorial Cup Champion Kamloops Blazers of the Western Hockey League as strength & conditioning coach and scout.

McQueen graduated from the Canadian Forces School of Physical Education and Recreation in 1974, and spent 21 years with the Canadian Army as a Phys-Ed instructor. McQueen also served as head coach for both the soccer and wrestling teams at Canada's Royal Roads Military College.

McQueen resides in Coppell with wife, Claudia and daughter, Erin.



MANNY HERNANDO **STRENGTH AND CONDITIONING COORDINATOR**

Manny Hernando begins his fourth season as strength and conditioning coordinator, after seven seasons doing camera work for the club. He spent last season serving as the video coordinator, as well as assistant strength and conditioning coach.

Hernando is certified by the National Academy of Sports Medicine, Aerobics and Fitness Association of America, American Council on Exercise and is a National Strength and Conditioning Association member.

A native of Manila, Philippines, Hernando earned a Bachelor of Science degree from the University of Texas at Dallas, a Masters degree from Southern Methodist University, and has completed course work towards an MBA at the University of Texas.



STEVE SUMNER **HEAD EQUIPMENT MANAGER**

Steve Sumner begins his fifth season as head equipment manager and his tenth season with the Stars, serving his first four years with the team as assistant equipment manager. Prior to coming to Dallas, Sumner spent six years as the equipment manager with the Houston Aeros of the International Hockey League, where he was a part of the club's 1999 Turner Cup championship.

Sumner has also served on the equipment staffs for the St. Louis Blues and the Dallas Freeze of the CHL. He is a member of the Athletic Equipment Managers Association. Sumner and his wife, April, and their daughters Sierra and Taylor, reside in Lewisville.



CHRIS DAVIDSON-ADAMS **ASSISTANT EQUIPMENT MANAGER**

Chris Davidson-Adams enters his fifth season with the club, and his fourth as assistant equipment manager. Prior to joining the Stars equipment staff, Davidson-Adams was the head equipment manager for the Muskegon Fury in the United Hockey League.

He worked in Muskegon during the club's back-to-back UHL championship seasons in 2003-2004 and 2004-2005. He also spent time with the Houston Aeros and the Grand Rapids Griffins.



DENNIS SOETAERT **EQUIPMENT ASSISTANT**

Dennis Soetaert begins his fourth season with the Dallas Stars as equipment assistant. Before joining the Stars, Soetaert, 28, spent two seasons as head equipment manager of the ECHL Columbia Inferno and one with the ECHL Florence Pride. As assistant equipment manager with the AHL Houston Aeros, Soetaert was a part of the club's 2003 Calder Cup championship squad.

Soetaert is a native of White Plains, N.Y., and resides in Plano.



CLEO BATES MASSAGE THERAPIST

Cleo Bates is entering his fourth season as massage therapist with the Dallas Stars. A graduate of the Texas Massage Institute and a state-licensed therapist, Bates has obtained certifications in Biomechanics of Resistance Training, as well as Active Release Techniques (A.R.T.) in both Upper and Lower Extremity and Spine. He also received his certifications as a Cardiovascular Ultrasound Technician.

Bates has been a therapist in the Dallas area for the last 11 years helping both recreational and professional athletes. He and his wife, Stephanie, live in Carrollton.



KELLY FORBES VIDEO COORDINATOR

Kelly Forbes is entering his first year as the Video Coordinator for the Dallas Stars. Kelly will be working closely with the coaching staff and players, breaking down video of game situations. He will also organize video scouting reports for game preparation as well as post-game video reviews.

Forbes interned with the Dallas Stars broadcast department during the 2006-07 season and worked as a freelance television professional for teams from the NHL, NBA, MLB and NFL over the past three years. He graduated from the University of Oklahoma in 2006 with a degree in Broadcasting and Electronic Media. Forbes played hockey OU from 2003-2006 and also skated for the Oklahoma City Blazers of the CHL in 2006. The native of Nanaimo, British Columbia also has a son, Isaac (6) and resides in Dallas.



PAM WENZEL EXECUTIVE ASSISTANT, HOCKEY OPERATIONS

Pam Wenzel begins her ninth season as executive assistant to the hockey operations department, starting with the club in 2001-02. Wenzel works closely with the team's scouting staff and development affiliates, and handles all of the Stars' dealings with Central Registry. The native Texan reports to General Manager Joe Nieuwendyk and is a key component in the smooth workings of the club's hockey operations staff.



JASON RADEMAN DIRECTOR, TEAM SERVICES

Jason Rademan begins his first season as the Stars' Director of Team Services after seven years in the club's Communications department. He came to the Stars after a year in the University of Oklahoma's athletic media relations department in 2001-2002. He also worked in the Orlando Magic's media relations department during the 2000-01 NBA season.

Rademan, 31, graduated from the Pennsylvania State University in 2000 with a bachelor's degree in kinesiology. While at Penn State, Rademan was a student athletic trainer for the Nittany Lions football team and a sports writer for The Daily Collegian. He resides in McKinney.



RALPH STRANGIS

PLAY-BY-PLAY ANNOUNCER

Ralph Strangis enters his 20th season in the booth with the Stars. His on-air work with the team has earned him three Lone Star Emmy's, a Dallas Press Club Katie and four Associated Press awards.

Bitten by the acting bug, Strangis made his film debut in the 2006 Disney/Jerry Bruckheimer movie "Glory Road," where he played an NCAA sportscaster. Over the last five years, Strangis has also hit the stage in four productions at Dallas' "Theatre Coppel." He played a cockney chef in "Don't Dress for Dinner," a reluctant baseball coach in the two-man show "Rounding Third," a slick operator in the comedy "LUV," and last summer played five different characters in the romantic comedy "Almost Maine."

Strangis is also an in-demand corporate speaker and can be contacted at www.ralphstrangis.com. Ralph, his wife, Stephanie and daughter, Savannah live in Coppel.



DARYL REAUGH

COLOR ANALYST

Daryl Reaugh returns for his 14th season as color analyst on the Stars Hockey Network. A veteran of television and radio broadcasts since 1990, Reaugh came to Dallas from the Hartford Whalers, where he was the color analyst on SportsChannel New England's telecasts in 1995-96.

Showing his talents to a national audience, Reaugh has done work with Versus, ABC, ESPN and FOX. Reaugh has also used his talents beyond the hockey broadcast booth. He provided the color analyst dialogue and voice for EA Sports' NHL '98 and NHL '99 video games, has an "Ask Razor" column in Replay Sports Monthly and writes a popular web blog on the Dallas Stars' official website titled "Razor With An Edge."

As a player, Reaugh's career included stints in the NHL with both the Edmonton Oilers and the Hartford Whalers. Prior to turning pro, he was an all-star netminder for the Kamloops Blazers of the Western Hockey League and was named to their 25th Anniversary Team.

Daryl, his wife and their two daughters reside in Dallas.



JASON WALSH

ASST. V.P., BROADCASTING AND CREATIVE

Jason Walsh begins his 13th season with the Stars, and his fifth as head of the club's broadcasting department. Walsh oversees all aspects of the Stars broadcast on television and radio, the in-arena presentation and all video content on dallasstars.com.

The Dallas native has been nominated multiple times for a Lone Star Emmy, having won the prestigious award in 2003 and 2008.

Walsh, a graduate of the University of North Texas, is a two time National Break Dance champion. He currently lives in Sachse with his wife, Kelly and daughter, Alexi.



ROB SCICHILI

ASST. VICE PRESIDENT, COMMUNICATIONS

Rob Scichili enters his eighth season as head of the Dallas Stars' communications staff. His duties include overseeing the club's efforts in publicity, media relations, publications and Internet content & services.

Scichili, 41, is entering his 15th season in the NHL and his 20th in professional sports. He served on the Anaheim Ducks' media relations staff from 1993-2000, including his last three seasons as director of communications. During Scichili's tenure in Anaheim, the Ducks' PR department was honored with the NHL's "Media Guide Award" six times, as well as the Dick Dillman award for top PR staff four times.

A Dallas native, Scichili returned to Texas in 2000 as director of communications for the Byron Nelson Classic. In 2001, he joined MLB.com as a site manager and marketing producer.

Scichili also has three years of NBA experience, having worked in the PR departments for the Dallas Mavericks (1990-92) and the Minnesota Timberwolves (1992-93). He graduated from Texas A&M University in 1990 with a bachelor's degree in journalism. Scichili resides in Frisco with his wife Robin, and their daughter, Hadley and son, Bobby.



GRAHAM CLARK

MANAGER, COMMUNICATIONS

Graham Clark begins his second season with the Stars and first as Communications Manager. Clark will handle the club's day-to-day media activities. He spent the previous season with the Stars assisting in the communications department in all media activities and game-night needs.

Clark, 24, spent three years at the University of Texas at Austin serving as the equipment manager for the Men's Track and Field team. He traveled with the team during the indoor and outdoor seasons during that time and helped plan and manage the Texas Relays in April each season. Clark assisted with travel arrangements and various other team services for the club.

Clark graduated from the University of Texas with a Bachelor's degree in Government. He resides in Dallas.



ANDRE DELSOL

COORDINATOR, COMMUNICATIONS

Andre Delsol begins his first season with the Stars as communications coordinator. He assists the communications department in all areas of media relations for the hockey club, as well as serving as primary editor for the Stars' game program and yearbook.

Delsol, 23, comes to the Stars after spending last season with the Anaheim Ducks communications department. He contributed regularly on team media publications, assisted in a variety of statistical projects and helped manage the press box.


Prior to his time with the Ducks, Delsol spent two seasons as a game-night public relations intern with the Los Angeles Kings (2006-2008) while earning a bachelor's degree in communications from the University of Southern California. He spent one year at Florida State University before moving to Los Angeles in 2005. Originally from Littleton, Colorado, Delsol also grew up in the southwest of France.



Travis Betts
Communications Intern



Olivia Kiespert
Communications Intern




RICHARD BACHMAN GOALTENDER

Born: July 25, 1987 in Salt Lake City, Utah. Catches: Left. 5-11, 160 lbs.
Stars' 4th round selection, 120th overall, in the 2006 Entry Draft.

In his second season at the collegiate level went 14-11-10 with a 2.63 GAA...Collected three shutouts in 2008-09, moving his total to seven while representing Colorado College...As a freshman, posted a 25-9-1 record... His 1.85 goals-against-average and .931 save percentage were both school records...Named national Rookie of the Year by the Hockey Commissioner's Association...Became just the second player in history to be named WCHA Player of the Year as well as WCHA Rookie of the Year in the same season... Selected to the 2008 WCHA First All-Star Team and the WCHA All-Rookie Team... Was named WCHA Rookie of the Week three times and Defensive Player of the Week twice in 2007-08... Former #1 overall pick in the 2006 USHL Draft by the Chicago Steel.

Season	Club	League	GP	REGULAR SEASON					PLAYOFFS					
				W-L-T	MIN	GA	SO	AVG	GP	W-L	MIN	GA	SO	AVG
2006-07	Chicago	USHL	7	2-5-0	359	29	0	4.85	—	—	—	—	—	—
	Cedar Rapids	USHL	26	14-10-2	1565	78	4	2.99	6	4-1	329	7	2	1.28
2007-08	Colorado Coll.	WCHA	35	25-9-1	2103	65	4	1.85	—	—	—	—	—	
2008-09	Colorado Coll.	WCHA	35	14-11-10	2073	91	3	2.63	—	—	—	—	—	



JAMIE BENN LEFT WING

Born: July 18, 1989 in Victoria, B.C., Shoots: Left. 6-2, 205 lbs.
Stars' 5th round selection, 129th overall, in the 2007 Entry Draft.

In 59 games with Kelowna last season, scored 46 goals and 36 assists for 82 points...Helped Team Canada win gold at the 2009 World Junior Championships, recording four goals and two assists in six games...Led the Rockets to a second place finish at the 2009 Memorial Cup Tournament tallying 13 goals and 20 assists in 19 games during the playoffs...Captured the Ed Chynoweth Trophy as the top scorer at the 2009 Memorial Cup scoring five goals and four assists in four games...Collected 33 goals and 32 assists for 65 points in 51 games with Kelowna in 2007-08... His 33 goals, 15 power play tallies and +32 rating ranked first on the Rockets, while his 65 points placed him third on the club... Netted 42 goals among 65 points and 78 penalty minutes in 53 games with Victoria (BCHL) in 2006-07.

Season	Club	League	REGULAR SEASON					PLAYOFFS				
			GP	G	A	PTS	PIM	GP	G	A	PTS	PIM
2005-06	Peninsula	VJHL	38	31	24	55	92	7	5	7	12	20
2006-07	Victoria	BCHL	53	42	23	65	78	11	5	4	9	12
2007-08	Kelowna	WHL	51	33	32	65	68	7	3	8	11	4
2008-09	Kelowna	WHL	56	46	36	82	71	19	13	20	33	18




MATT CLIMIE GOALTENDER

Born: Feb. 11, 1983 in Leduc, Alta., Catches: Left. 6-3, 205 lbs.
Signed as a free agent on March 20, 2008

Started three games for Dallas last season winning two contests and recording a 2.92 GAA...Posted a 27-12-1 record in first season in the ECHL with the Idaho Steelheads...Ranked third in the ECHL with a 2.30 GAA and tied for third with 27 wins in 2008-09...Was named the CCM ECHL Rookie of the month for December...Went 14-8-3 with five shutouts, a 2.16 GAA and a .913 save percentage as a senior at Bemidji State (CHA) in 2007-08... Finished his four-year career ranked first on the school's all-time shutouts list (12), second in goals-against-average (2.45) and second in save percentage (.908)... Earned First-Team All-CHA honors as a junior and was selected to the Second-Team All-CHA squad as a senior.

Season	Club	League	GP	REGULAR SEASON					PLAYOFFS				
				W-L-T	MIN	GA	SO	AVG	GP	W-L	MIN	GA	SO
2004-05	Bemidji State	CHA	21	12-5-1	1167	35	4	1.80	—	—	—	—	—
2005-06	Bemidji State	CHA	18	8-7-2	1065	48	1	2.70	—	—	—	—	—
2006-07	Bemidji State	CHA	29	11-10-5	1666	84	2	3.03	—	—	—	—	—
2007-08	Bemidji State	CHA	27	14-8-3	1529	55	5	2.16	—	—	—	—	—
	Iowa	AHL	6	1-4-1	346	23	0	3.99	—	—	—	—	—
2008-09	Idaho	ECHL	42	27-12-1	2404	92	4	2.30	—	—	—	—	—
	Dallas	NHL	3	2-1-0	185	9	0	2.92	—	—	—	—	—



MAXIME FORTUNUS DEFENSE

Born: July 28, 1983 in La Prairie, Que., Shoots: Right. 6-1, 190 lbs.
Signed as a free agent on July 3, 2008.

Played 58 games last season for the Manitoba Moose, recording seven goals and 12 assists for 19 points...Helped Manitoba reach the AHL Finals with three goals and seven assists in 22 games...Skated in 65 games with Manitoba in 2007-08, notching eight goals and 13 assists for 21 points...In 296 career games at the AHL level, has collected 20 goals and 55 assists for 75 points with 152 penalty minutes...In 55 career AHL Playoff games, has registered 16 points (4 goal, 12 assists) and 26 PIM... With Baie-Comeau in the QMJHL from 1999-2004, posted 148 points (40 goals, 108 assists) and 277 PIM in 285 games.

Season	Club	League	REGULAR SEASON					PLAYOFFS				
			GP	G	A	PTS	PIM	GP	G	A	PTS	PIM
99-2000	Baie-Come.	QMJHL	68	6	15	21	36	6	0	0	0	2
2000-01	Baie-Come.	QMJHL	71	10	31	41	106	11	2	4	6	6
2001-02	Baie-Come.	QMJHL	72	11	30	41	76	5	0	1	1	2
2002-03	Baie-Come.	QMJHL	69	12	32	44	44	12	2	4	6	6
2003-04	Baie-Come.	QMJHL	5	1	0	1	15	—	—	—	—	—
	Houston	AHL	12	0	2	2	2	1	0	0	0	0
	Louisiana	ECHL	64	3	15	18	27	4	1	1	2	0
2004-05	Houston	AHL	13	0	0	0	4	—	—	—	—	—
	Louisiana	ECHL	59	8	16	24	26	—	—	—	—	—
2005-06	Manitoba	AHL	76	3	10	13	36	13	0	0	0	10
2006-07	Manitoba	AHL	72	2	18	20	64	13	1	4	5	10
2007-08	Manitoba	AHL	65	8	13	21	28	6	0	1	1	4
2008-09	Manitoba	AHL	58	7	12	19	18	22	3	7	10	2




AARON GAGNON CENTER

Born: April 24, 1986 in Armstrong, B.C., Shoots: Right. 5-11, 189 lbs.
Signed as a free agent on Feb. 2, 2007.

Skated in 61 games in first season in the AHL with the Grand Rapids Griffins, collecting eight goals and 11 assists...Tallied a goal and two assists in 10 playoff games for Grand Rapids...In 22 games with ECHL Idaho last season, recorded 21 points (7 goals, 14 assists)...Notched 80 points (42 goals and 38 assists) in 59 games for WHL Seattle in 2006-07...Named a First-Team WHL All-Star and won the Brad Hornung Trophy as the WHL's most sportsmanlike player...Also led Seattle in both goals and points during the 2004-05 and 2005-06 WHL seasons...Was originally drafted by Phoenix in the eighth round (240th overall) in 2004.

Season	Club	League	REGULAR SEASON					PLAYOFFS				
			GP	G	A	PTS	PIM	GP	G	A	PTS	PIM
2001-02	Seattle	WHL	2	0	0	0	0	—	—	—	—	—
2002-03	Seattle	WHL	60	5	13	18	14	15	3	2	5	4
2003-04	Seattle	WHL	63	21	15	36	29	—	—	—	—	—
2004-05	Seattle	WHL	72	31	34	65	29	12	4	5	9	16
2005-06	Seattle	WHL	62	24	21	45	40	7	5	3	8	6
2006-07	Seattle	WHL	59	42	38	80	58	11	6	2	8	10
2007-08	Iowa	AHL	25	0	1	1	8	—	—	—	—	—
	Idaho	ECHL	22	7	14	21	4	4	1	1	2	2
2008-09	Grand Rapids	AHL	61	8	11	19	28	10	1	2	3	2




LUKE GAZDIC LEFT WING

Born: July 25, 1989 in Toronto, Ont. Shoots: Left. 6-3, 233 lbs.
Stars' 6th round selection, 172nd overall, in the 2007 Entry Draft.

Dressed in 63 games last season for the Erie Otters of the OHL and notched 30 points (20 goals and 10 assists)...Appeared in five playoff games in 2008-09 going scoreless...In 67 games with Erie in 2007-08, collected 17 goals and 12 assists for 29 points with 144 penalty minutes... Ranked second on Erie in penalty minutes and fifth in goals... More than tripled his goal output from 2006-07, his first season at the OHL, and more than doubled his scoring tally... Was honored with Erie's Steve Nimigon Humanitarian Award in both 2006-07 and 2007-08.

Season	Club	League	REGULAR SEASON					PLAYOFFS				
			GP	G	A	PTS	PIM	GP	G	A	PTS	PIM
2005-06	Wexford	OPJHL	47	17	16	33	105	—	—	—	—	—
	North York	GTHL	38	13	16	29	24	—	—	—	—	—
2006-07	Erie	OHL	58	5	8	13	136	—	—	—	—	—
2007-08	Erie	OHL	67	17	12	29	144	—	—	—	—	—
2008-09	Erie	OHL	63	20	10	30	127	5	0	0	0	9



SERGEI KOROSTIN RIGHT WING

Born: July 5, 1989 in Prokopyevsk, Russia, Shoots: Left. 5-11, 192 lbs.
Stars' 3rd round selection, 64th overall, in the 2007 Entry Draft.

Started the season with London of the OHL collecting two goals and five assists in 13 games...Traded to Peterborough and skated 36 games scoring 29 points (11 goals, 18 assists) for the Petes...Represented Russia at the 2009 World Junior Championships recording one goal and one assist in seven games...Notched 18 points (8 goals, 10 assists) in 19 games with the Texas Tornado (NAHL) in the 2007-08 season... Added two goals in 3 NAHL playoff games in 2007-08...Scored five goals as Team Russia won the 2007 World Under-18 Championships.

Season	Club	League	REGULAR SEASON					PLAYOFFS					
			GP	G	A	PTS	PIM	GP	G	A	PTS	PIM	
2005-06	Dyn'o Moscow	Russia	1	0	0	0	0	—	—	—	—	—	—
2006-07	Dyn'o Moscow	Russia	7	0	0	0	8	—	—	—	—	—	—
2007-08	Dyn'o Moscow	Russia	2	0	0	0	2	—	—	—	—	—	—
	Prokopyevsk	Russia-3	2	2	2	4	0	—	—	—	—	—	—
2008-09	Texas	NAHL	19	8	10	18	12	3	2	0	2	2	2
	London	OHL	13	2	5	7	17	—	—	—	—	—	—
	Peterborough	OHL	36	11	18	29	16	4	1	2	3	0	



BRENT KRAHN GOALTENDER

Born: April 2, 1982 in Winnipeg, Manitoba, Catches: Left. 6-4, 212 lbs.
Signed as a free agent on September 24, 2008.

Made his NHL debut with the Stars Feb. 14, 2009 at Chicago...Appeared in 13 games for the Chicago Wolves of the AHL posting a 6-6 record and a 2.11 GAA...In 35 games with the Lowell Devils of the AHL in 2004-05 went 20-11-2 with six shutouts and a 2.49 GAA...Drafted in the first round (9th overall) by Calgary in the 2000 NHL Entry Draft...Started 39 games for the Calgary Hitmen in 1999-00 collecting a 33-6-0 record with a 2.38 GAA.

Season	Club	League	GP	W-L-T	REGULAR SEASON				PLAYOFFS					
					MIN	GA	SO	AVG	GP	W-L	MIN	GA	SO	AVG
1999-00	Calgary	WHL	39	33-6-0	2315	92	4	2.38	—	—	—	—	—	—
2000-01	Calgary	WHL	37	22-10-3	2087	104	1	2.99	—	—	—	—	—	—
2001-02	Calgary	WHL	18	8-6-2	1033	61	0	3.54	—	—	—	—	—	—
2002-03	Calgary	WHL	23	11-10-2	1343	72	2	3.22	—	—	—	—	—	—
	Seattle	WHL	5	5-0-0	302	9	2	1.79	—	—	—	—	—	—
2003-04	Las Vegas	ECHL	14	7-5-2	828	36	0	2.61	—	—	—	—	—	—
	Lowell	AHL	7	2-3-0	344	15	0	2.62	—	—	—	—	—	—
2004-05	Lowell	AHL	35	20-11-2	1998	83	6	2.49	—	—	—	—	—	—
2005-06	Omaha	AHL	57	26-20-9	3241	135	3	2.50	—	—	—	—	—	—
2006-07	Omaha	AHL	28	14-12-0	1564	63	2	2.42	—	—	—	—	—	—
2007-08	Quad City	AHL	14	6-6-2	795	33	0	2.49	—	—	—	—	—	—
2008-09	Las Vegas	ECHL	6	1-4-1	342	23	0	4.04	—	—	—	—	—	—
	Chicago	AHL	13	6-6-0	738	26	2	2.11	—	—	—	—	—	—
	Dallas	NHL	1	0-0-0	20	3	0	9.00	—	—	—	—	—	—



PHILIP LARSEN DEFENSE

Born: December 7, 1989 in Esbjerg, Denmark, Shoots: Right. 5-11, 185 lbs.
Stars' 5th round selection, 149th overall, in the 2008 Entry Draft

Skated in 53 games with Frolunda of the Swedish Elite League last season tallying two goals and 15 assists for 17 points...First among defensemen in plus/minus last season (+7) and third in defensemen scoring...Represented Team Denmark in the 2009 Division I Group B World Junior Championships and collected four assists in five games...Appeared in 16 games with Frolunda in 2007-08, recording two penalty minutes... In 24 games with Boras in the Swedish second division in 2007-08, earned 10 points (5 goal, 5 assists) and 32 PIM.

Season	Club	League	REGULAR SEASON					PLAYOFFS					
			GP	G	A	PTS	PIM	GP	G	A	PTS	PIM	
2005-06	Rogle BK	Swe-1	13	0	0	0	0	—	—	—	—	—	—
2006-07	V. Frolunda	SEL	5	0	0	0	0	—	—	—	—	—	—
2007-08	V. Frolunda	SEL	16	0	0	0	2	—	—	—	—	—	—
	Boras HC	Swe-1	24	5	5	10	32	—	—	—	—	—	—
2008-09	V. Frolunda	SEL	53	2	15	17	18	11	2	1	3	4	

PERTTU LINDGREN CENTER

Born: August 26, 1987 in Tampere, Finland, Shoots: Left. 6-1, 197 lbs.

Stars' 3rd round selection, 75th overall, in the 2005 Entry Draft.

Skated in 49 games for Lukko Rauma last season tallying five goals and 19 assists for 24 points...In 2007-08, collected 34 points (10 goals, 24 assists) and 34 penalty minutes in 69 games with Iowa... Was named the 2005-06 Finnish Elite League's Rookie of the Year, appearing in 51 games and recording 13 goals and 24 assists for 37 points with a +14 rating...Led Finland in assists (8) and tied for team lead in points (10) at 2007 World Junior Championships... Won bronze medal with Finland at 2006 World Junior Championships in Vancouver, posting two goals and four assists with a +5 rating.

Season	Club	League	REGULAR SEASON					PLAYOFFS				
			GP	G	A	PTS	PIM	GP	G	A	PTS	PIM
2004-05	Finland	Finland	38	12	29	41	2	10	7	10	17	4
	Ives	Finland	2	0	0	0	0	—	—	—	—	
2005-06	Ives	Finland	51	13	24	37	16	4	0	0	0	0
2006-07	Ives	Finland	43	4	22	26	38	7	4	2	6	2
2007-08	Iowa	AHL	69	10	24	34	6	—	—	—	—	—
2008-09	L. Rauma	Finland	49	5	19	24	16	—	—	—	—	—

TREVOR LUDWIG DEFENSE

Born: May 24, 1985 in Rhinelander, Wisc. Shoots: Left. 6-1, 216 lbs.

Stars' 6th round selection, 183rd overall, in the 2004 Entry Draft.

Split time last season between the Manitoba Moose of the AHL and the Idaho Steelheads of the ECHL... Played 35 games for the Steelheads notching two goals and eight assists for 10 points... In seven games with the AHL Iowa Stars in 2007-08, earned three assists and 12 penalty minutes... With the Texas Tornado from 2002-04, was named to the NAHL All-Rookie Team in 2003 and the NAHL First All-Star Team in 2004... Son of former Stars defenseman Craig Ludwig.

Season	Club	League	REGULAR SEASON					PLAYOFFS				
			GP	G	A	PTS	PIM	GP	G	A	PTS	PIM
2004-05	Providence	H-East	33	1	6	7	33	—	—	—	—	—
2005-06	Providence	H-East	27	0	2	2	6	—	—	—	—	—
2006-07	Providence	H-East	26	0	2	2	37	—	—	—	—	—
2007-08	Providence	H-East	29	1	3	4	28	—	—	—	—	—
	Iowa	AHL	7	0	3	3	12	—	—	—	—	—
2008-09	Idaho	ECHL	35	2	8	10	41	4	0	0	0	13
	Manitoba	AHL	16	0	0	0	18	—	—	—	—	—


GUILLAUME MONAST DEFENSE

Born: May 12, 1988 in St. Julie, QC. Shoots: Right. 6-2, 208 lbs.

Signed as a free agent September 26, 2008.

Skated in 63 games for the Quebec Remparts of the QMJHL collecting five goals and 38 assists for 43 points... Led Quebec in defenseman points and was tied for third in overall assists on the club... Added 10 points (three goals, seven assists) in 17 playoff games... Was named TELUS QMJHL Defensive Player of the week on Jan. 4... Dressed in 65 games in 2007-08 for Halifax recording eight goals and 22 assists.

Season	Club	League	REGULAR SEASON					PLAYOFFS				
			GP	G	A	PTS	PIM	GP	G	A	PTS	PIM
2005-06	Val d'Or F.	QMJHL	65	2	7	9	54	5	0	0	0	0
2006-07	Val d'Or F.	QMJHL	35	0	4	4	31	—	—	—	—	—
	Halifax	QMJHL	32	3	11	14	28	12	2	7	9	6
2007-08	Halifax	QMJHL	65	8	22	30	68	15	2	4	6	22
2008-09	Quebec	QMJHL	63	5	38	43	59	17	3	7	10	22



MICHAEL NEAL

LEFT WING

Born: April 3, 1989 in Whitby, Ont. Shoots: Left. 6-2, 202 lbs.
Stars' 5th round selection, 149th overall, in the 2007 Entry Draft.

Traded to Sarnia after three games with Belleville in 2008-09 and skated in 63 games for the Sarnia Sting, notching nine goals and 12 assists for 21 points...Added an assist in five playoff games last season...His Belleville club competed in the 2008 Memorial Cup in Kitchener... Younger brother of Stars prospect James Neal, who was selected by Dallas in the second round of the 2005 Draft.

Season	Club	League	REGULAR SEASON					PLAYOFFS				
			GP	G	A	PTS	PIM	GP	G	A	PTS	PIM
2004-05	Whitby	M-AAA	52	20	29	49	67	—	—	—	—	—
2005-06	Belleville	OHL	46	1	3	4	6	—	—	—	—	—
2006-07	Belleville	OHL	52	4	4	8	25	15	0	1	1	6
2007-08	Belleville	OHL	—	—	—	—	—	7	0	0	0	2
2008-09	Belleville	OHL	3	0	0	0	0	—	—	—	—	—
	Sarnia	OHL	63	9	12	21	48	5	0	1	1	4




VOJTECH POLAK

RIGHT WING

Born: June 27, 1985 in Ostrov Nad Ohri, Czech Rep. Shoots: Left. 5-11, 180 lbs.
Stars' 2nd round selection, 36th overall, in the 2003 Entry Draft.

Spent last season with Trinec Ocelari of the Czech league, skating in 45 games, notching 21 goals and 13 assists for 34 points... Ranked second on the team in goals last season...Has appeared in five career NHL games with Dallas, going scoreless...Collected 45 points (17 goals, 28 assists) in 67 games for Iowa in 2006-07...Played in his first North American professional season in 2005-06, tallying 12 goals and 22 assists for 34 points in 60 games for Iowa...Skated for Team Czech at the 2002 World Under-18 Worlds.

Season	Club	League	REGULAR SEASON					PLAYOFFS				
			GP	G	A	PTS	PIM	GP	G	A	PTS	PIM
2003-04	Karlovy V.	Czech	44	0	8	8	42	—	—	—	—	—
2004-05	Jihlava	Czech	16	1	2	3	16	—	—	—	—	—
	Karlovy V.	Czech	26	1	5	6	4	—	—	—	—	—
2005-06	Dallas	NHL	3	0	0	0	0	—	—	—	—	—
	Iowa	AHL	60	12	22	34	41	3	0	1	1	0
2006-07	Dallas	NHL	2	0	0	0	0	—	—	—	—	—
	Iowa	AHL	67	17	28	45	48	7	1	0	1	8
2007-08	Iowa	AHL	35	6	10	16	18	—	—	—	—	—
	Karlovy V.	Czech	5	1	0	1	4	19	1	3	4	8
2008-09	Trin Ocelari	Czech	45	21	13	34	42	5	0	1	1	6



COLTON SCEVIOUR

RIGHT WING

Born: April 20, 1989 in Red Deer, Alta. Shoots: Right. 6-0, 199 lbs.
Stars' 4th round selection, 112th overall, in the 2007 Entry Draft.

Skated in 69 games for the Lethbridge Hurricanes, leading the team in assists (51), points (80) and ranked second in goals (29)...Among WHL leaders, placed 15th in assists and 19th in scoring...Added four goals and three assists in 11 playoff games... Ranked fourth on the Hurricanes with 31 goals and 54 points in 2007-08... Added 10 points (2 goals, 8 assists) with Portland prior to his mid-season trade within the Western Hockey League... Notched 13 points (3 goals, 10 assists) as Lethbridge reached the 2008 WHL championship series before falling to Spokane... Tallyed 12 goals and 26 assists for 38 points in 2006-07 with Portland.

Season	Club	League	REGULAR SEASON					PLAYOFFS				
			GP	G	A	PTS	PIM	GP	G	A	PTS	PIM
2004-05	Portland	WHL	6	1	0	1	6	4	0	0	0	0
2005-06	Portland	WHL	58	3	6	9	25	12	0	1	1	4
2006-07	Portland	WHL	49	12	26	38	38	—	—	—	—	—
2007-08	Portland	WHL	17	2	8	10	9	—	—	—	—	—
	Lethbridge	WHL	52	31	23	54	36	19	3	10	13	15
2008-09	Lethbridge	WHL	69	29	51	80	48	11	4	3	7	12

TYLER SHELAST RIGHT WING

Born: December 26, 1984 in Edmonton, Alta. Shoots: Right. 5-11, 212 lbs.

Signed as a free agent by Dallas on March 20, 2008.

Split time between Hamilton of the AHL and Idaho of the ECHL last season... Notched nine goals and 12 assists for 21 points with Idaho... In 39 games as a senior at Michigan Tech (WCHA), registered 16 goals and 10 assists for 26 points to go along with eight power play tallies and a +2 rating... Ranked first on MTU's club in goals, power play goals and shots (114) and was second in points... Served as assistant captain for Michigan Tech in 2007-08 and was named to the WCHA All-Academic Team following both his junior and sophomore years.

Season	Club	League	REGULAR SEASON					PLAYOFFS				
			GP	G	A	PTS	PIM	GP	G	A	PTS	PIM
2003-04	Powell River	BCHL	58	25	42	67	131	7	1	3	4	6
2004-05	Mich. Tech	WCHA	37	11	8	19	42	—	—	—	—	—
2005-06	Mich. Tech	WCHA	37	9	9	18	44	—	—	—	—	—
2006-07	Mich. Tech	WCHA	38	15	9	24	18	—	—	—	—	—
2007-08	Mich. Tech	WCHA	39	16	10	26	26	—	—	—	—	—
	Iowa	AHL	11	1	1	2	0	—	—	—	—	—
2008-09	Hamilton	AHL	17	2	1	3	4	—	—	—	—	—
	Idaho	ECHL	31	9	12	21	23	4	0	0	0	4

TOM WANDELL CENTER

Born: January 29, 1987 in Sodertalje, Sweden, Shoots: Left. 6-1, 183 lbs.

Stars' 5th round selection, 146th overall, in the 2005 Entry Draft.

Made his NHL debut last season, appearing in 14 games for Dallas, collecting one goal and two assists... Skated in 51 games with Timra IK of the Swedish Elite League in 2008-09 recording 15 goals and 26 assists... Ranked first on the team in assists and second in points (41)... In 53 games with AHL Iowa in 2007-08, notched 19 points (10 goals, 9 assists) and 16 penalty minutes... Skated for Team Sweden at the 2004 World Under-18 Championships and the 2006 Four Nations Cup.

Season	Club	League	REGULAR SEASON					PLAYOFFS				
			GP	G	A	PTS	PIM	GP	G	A	PTS	PIM
2003-04	Sodertalje Jr.	Sweden	33	7	15	22	14	2	0	0	0	0
2004-05	Sodertalje Jr.	Sweden	5	1	2	3	4	—	—	—	—	—
2005-06	Sodertalje	Sweden	6	0	0	0	0	—	—	—	—	—
	Sodertalje Jr.	Sweden	41	19	20	39	45	4	1	0	1	2
2006-07	Assat Pori	Finland	50	6	6	12	20	—	—	—	—	—
	Assat Jr.	Finland	4	1	1	2	0	—	—	—	—	—
2007-08	Iowa	AHL	53	10	9	19	16	—	—	—	—	—
	Idaho	ECHL	3	3	0	3	2	—	—	—	—	—
2008-09	Timra IK	SEL	51	15	26	41	26	7	0	4	4	0
	Dallas	NHL	14	1	2	3	4	—	—	—	—	—

FRANCIS WATHIER LEFT WING

Born: December 7, 1984 in St. Isidore, Ont., Shoots: Left. 6-3, 208 lbs.

Stars' 6th round selection, 185th overall, in the 2003 Entry Draft.

Appeared in 77 games with Iowa of the AHL last season tallying six goals and 10 assists... Split his 2006-07 season between AHL Iowa and ECHL Idaho and was a member of the Steelhead's Kelly Cup championship squad... In 57 games with Iowa in 2006-07, collected 17 points (14 goals, 3 assists)... Helped Gatineau to consecutive Presidents' Cup titles as QMJHL champions in 2002-03 and 2003-04... Participated in the Memorial Cup both seasons.

Season	Club	League	REGULAR SEASON					PLAYOFFS				
			GP	G	A	PTS	PIM	GP	G	A	PTS	PIM
2001-02	Hull	QMJHL	63	1	3	4	68	12	1	2	3	30
2002-03	Hull	QMJHL	72	9	18	27	143	20	1	6	7	20
2003-04	Gatineau	QMJHL	51	9	16	25	127	15	0	2	2	23
2004-05	Gatineau	QMJHL	67	15	20	35	96	10	0	2	2	8
2005-06	Iowa	AHL	11	0	1	1	26	—	—	—	—	—
2006-07	Iowa	AHL	57	14	3	17	78	12	0	4	4	25
	Idaho	ECHL	17	4	9	13	31	7	1	1	2	4
2007-08	Iowa	AHL	19	2	3	5	17	—	—	—	—	—
2008-09	Iowa	AHL	77	6	10	16	127	—	—	—	—	—

MIKE BERGIN

Born: June 30, 1988 in Kanata, Ont. Shoots: Left. 6-3, 194 lbs.
Stars' 7th round selection, 209th overall, in the 2008 Entry Draft.

Missed the majority of the 2008-09 season with a shoulder injury suffered Oct. 21, 2008 against Massachusetts (Hockey East)... Skated in 45 games for Smiths Falls in the Canadian Junior A Hockey League in 2007-08, notching 14 goals and 27 assists for 41 points with 60 penalty minutes... Tallied 10 goals and 35 assists for 45 points in 53 games for Smiths Falls in 2006-07.

Season	Club	League	REGULAR SEASON					PLAYOFFS				
			GP	G	A	PTS	PIM	GP	G	A	PTS	PIM
2006-07	Smiths Falls	CJHL	53	10	35	45	116	11	2	7	9	18
2007-08	Smiths Falls	CJHL	45	14	27	41	60	15	2	5	7	19
2008-09	RPI	NCAA	6	0	1	1	6	—	—	—	—	—

DEFENSE

TYLER BESKOROWANY

Born: April 28, 1990 in Sudbury, Ont. Catches: Left. 6-4, 207 lbs.
Stars' 2nd round selection, 59th overall, in the 2008 Entry Draft.

Appeared in 37 games for the Owen Sound Attack of the Ontario Hockey League last season going 11-12-10 with a 3.64 GAA...Skated in 35 games in goal for Owen Sound, posting a 12-19-3 record with a 4.04 goals-against-average and a .900 save percentage in 2007-08... Made 65 saves in a 5-2 loss to OHL rival Windsor in Oct. 2007.

Season	Club	League	GP	REGULAR SEASON					PLAYOFFS				
				W-L-T	MIN	GA	SO	AVG	GP	W-L	MIN	GA	SO
2007-08	Owen Sound	OHL	35	12-19-3	2021	136	0	4.04	—	—	—	—	—
2008-09	Owen Sound	OHL	37	11-12-10	2160	131	1	3.64	1	0-1	27	5	011.16

GOALTENDER

PAT MCGANN

Born: January 27, 1987 in Evergreen Park, Ill. Catches: Right. 5-11, 160 lbs.
Stars' 7th round selection, 223rd overall, in the 2005 Entry Draft.

Posted a 2-1-0 record in eight appearances as a freshman at Quinnipiac in 2007-08...Was honored as an ECAC Hockey All-Academic selection...Picked up his first collegiate victory on Jan. 6, 2008 vs. Dartmouth, stopping a career-high 20 shots in a 5-3 win... Was traded from Cedar Rapids to Chicago in the USHL during the 2006-07 season for fellow Stars prospect Richard Bachman.

Season	Club	League	GP	REGULAR SEASON					PLAYOFFS				
				W-L-T	MIN	GA	SO	AVG	GP	W-L	MIN	GA	SO
2005-06	Cedar Rapids	USHL	17	5-8-3	998	49	1	2.95	—	—	—	—	—
2006-07	Cedar Rapids	USHL	6	3-3-0	357	22	0	3.70	—	—	—	—	—
	Chicago	USHL	17	2-14-1	935	67	0	4.30	—	—	—	—	—
2007-08	Quinnipiac	ECAC	8	2-1-0	242	19	0	4.72	—	—	—	—	—

GOALTENDER

ONDREJ ROMAN CENTER

Born: April 8, 1989 in Ostrava, Czech Rep. Shoots: Left. 6-0, 17 lbs.
Stars' 5th round selection, 136th overall, in the 2007 Entry Draft.

Split last season between Vitkovice of the Czech league and Spokane of the WHL...Notched 32 points (10 goals, 22 assists) in 32 games for Spokane in 2008-09...Tallied 15 goals and 46 assists for 61 points in 72 games with the Spokane Chiefs in 2007-08... He ranked second on the club in assists, fourth in points and tied for fifth in plus/minus (+27)...Added a team-high-tying 20 points (9 goals, 11 assists) in 21 playoff games as Spokane won the Western Hockey League and the Memorial Cup... Represented Czech Republic at the 2006 and 2007 World Under-18 Championships.

Season	Club	League	REGULAR SEASON					PLAYOFFS				
			GP	G	A	PTS	PIM	GP	G	A	PTS	PIM
2005-06	Vitkovice Jr.	Czech	46	17	27	44	42	5	0	3	3	4
2006-07	Spokane	WHL	70	4	44	48	42	6	1	4	5	0
2007-08	Spokane	WHL	72	15	46	61	28	21	9	11	20	6
2008-09	Vitkovice HC	Czech	26	3	6	9	2	—	—	—	—	—
	Spokane	WHL	32	10	22	32	19	12	1	4	5	10

NICO SACCHETTI CENTER

Born: August 21, 1989 in Virginia, Minn. Shoots: Right. 5-11, 197 lbs.
Stars' 2nd round selection, 50th overall, in the 2007 Entry Draft.

In his freshman season at Minnesota skated in 36 games, notching four goals and three assists with 43 PIM...Collected 24 points (10 goals, 14 assists) and 51 penalty minutes in 56 games for Omaha in the USHL in 2007-08... Added a goal and two assists in 14 USHL playoff games as Omaha won the regular season and playoff league championships in 2007-08... Tallied 90 points (38 goals, 52 assists) in 25 games with Virginia (Minn.) HS in 2006-07... High school teammate of current Star Matt Niskanen.

Season	Club	League	REGULAR SEASON					PLAYOFFS				
			GP	G	A	PTS	PIM	GP	G	A	PTS	PIM
2004-05	Virginia	MN-HS	29	25	29	54	—	—	—	—	—	—
2005-06	Virginia	MN-HS	27	29	45	74	—	—	—	—	—	—
2006-07	Virginia	MN-HS	25	38	52	90	22	—	—	—	—	—
2007-08	Omaha	USHL	56	10	14	24	51	14	1	2	3	10
2008-09	Minnesota	NCAA	36	4	3	7	43	—	—	—	—	—

AUSTIN SMITH RIGHT WING

Born: November 7, 1988 in Dallas, Texas. Shoots: Right. 5-11, 164 lbs.
Stars' 5th round selection, 128th overall, in the 2007 Entry Draft.

In freshman season with Colgate University, skated in 37 games scoring 17 goals and 14 assists for 31 points...Ranked second on the team in goals, assists and points in 2008-09...Collected 67 points (32 goals, 35 assists) in 60 games with Penticton in the BCHL in 2007-08...Added 22 points (11 goals, 11 assists) in 15 postseason games and was named Playoff MVP as the Vees won the BCHL Fred Page Cup... Participated in 2008 BCHL All-Star Game... First born-and-raised North Texas native to be drafted into the NHL... Played with Alliance Bulldogs and Jesuit HS in Dallas before attending The Gunnery Prep School in Connecticut... Was named Gunnery's MVP in 2007 and was runner-up for USHR East Prep Player of the Year award.

Season	Club	League	REGULAR SEASON					PLAYOFFS				
			GP	G	A	PTS	PIM	GP	G	A	PTS	PIM
2005-06	Gunnery	CT-HS	31	23	20	43	22	—	—	—	—	—
2006-07	Gunnery	CT-HS	30	25	38	63	36	—	—	—	—	—
2007-08	Penticton	BCHL	60	32	35	67	42	15	11	11	22	12
2008-09	Colgate	NCAA	37	17	14	31	24	—	—	—	—	—

MATT TASSONE RIGHT WING

Born: September 28, 1989 in Edmonton, Alta. Shoots: Left. 6-0, 203 lbs.

Stars' 6th round selection, 176th overall, in the 2008 Entry Draft.

Played 52 games last season for the Swift Current Broncos of the WHL tallying 36 goals and 19 assists for 55 points...Ranked second on the team in goals and tied for fourth in points... In 60 games with the Swift Current Broncos in the Western Hockey League in 2007-08, recorded 19 goals and 17 assists for 36 points with 111 penalty minutes... Added eight points (3 goals, 5 assists) and 12 PIM in 12 WHL playoff games in 2008.

Season	Club	League	REGULAR SEASON					PLAYOFFS				
			GP	G	A	PTS	PIM	GP	G	A	PTS	PIM
2005-09	Swift Current	WHL	4	0	1	1	0	—	—	—	—	—
2006-07	Swift Current	WHL	38	6	2	8	60	—	—	—	—	—
2007-08	Swift Current	WHL	60	19	17	36	111	12	3	5	8	12
2008-09	Swift Current	WHL	52	36	19	55	100	—	—	—	—	—

MAX WARN LEFT WING

Born: June 10, 1988 in Helsinki, Fin. Shoots: Left. 6-2, 194 lbs.

Stars' 5th round selection, 150th overall, in the 2006 Entry Draft.

Skated in 51 games for Helsinki of the Finnish Elite League, collecting five goals and 11 assists for 16 points and 26 penalty minutes... Dressed in two playoff games for Helsinki in 2008-09, going scoreless... Has appeared in 79 games for Helsinki over the past three seasons.

Season	Club	League	REGULAR SEASON					PLAYOFFS				
			GP	G	A	PTS	PIM	GP	G	A	PTS	PIM
2006-07	HIFK Helsinki	FIN	1	0	0	0	0	—	—	—	—	—
2007-08	HIFK Helsinki	FIN	27	0	0	0	4	—	—	—	—	—
2008-09	HIFK Helsinki	FIN	51	5	11	16	26	2	0	0	0	0

MATT WATKINS RIGHT WING

Born: November 22, 1986 in Aylesbury, Sask. Shoots: Left. 5-10, 180 lbs.

Stars' 5th round selection, 160th overall, in the 2005 Entry Draft.

Tallied seven goals and seven assists in 41 games for the North Dakota Fighting Sioux of the WCHA...Helped North Dakota to a 24-15-4 record and a Northwest Regional appearance...Earned career-highs in goals (8) and points (18) in 2007-08 as a junior at North Dakota... Collected three points (1 goal, 2 assists) and a +3 rating vs. St. Cloud State in the 2007 WCHA Final Five tournament...Recorded an assist in a Frozen Four semifinal loss to Boston College in 2006... Notched 74 points (36 goals, 38 assists) in 60 with BCHL Vernon in 2004-05.

Season	Club	League	REGULAR SEASON					PLAYOFFS				
			GP	G	A	PTS	PIM	GP	G	A	PTS	PIM
2004-05	Vernon	BCHL	60	36	38	74	53	—	—	—	—	—
2005-06	North Dakota	WCHA	46	5	4	9	45	—	—	—	—	—
2006-07	North Dakota	WCHA	38	6	11	17	31	—	—	—	—	—
2007-08	North Dakota	WCHA	43	8	10	18	34	—	—	—	—	—
2008-09	North Dakota	WCHA	41	7	7	14	40	—	—	—	—	—

SCOTT WINKLER CENTER

Born: February 22, 1990 in Asker, Norway. Shoots: Right. 6-2, 207 lbs.

Stars' 3rd round selection, 89th overall, in the 2008 Entry Draft.

Skated in 55 games during first season in the USHL with the Cedar Rapids Rough Riders collecting 10 goals and 26 assists for 36 points... Ranked fifth on the club in points... Will attend Colorado College in fall of 2009... Tallied 92 points (40 goals, 52 assists) for Kansas City-based Russell Stover Midget AAA last season... With Asker Jr. in Norway in 2006-07, notched 34 goals and 30 assists for 64 points in 26 games.

Season	Club	League	REGULAR SEASON					PLAYOFFS				
			GP	G	A	PTS	PIM	GP	G	A	PTS	PIM
2007-08	Russell Stover	Min-MO	70	40	52	92	36	—	—	—	—	—
2008-09	Cedar Rapids	USHL	55	10	26	36	35	5	0	2	2	0



GLENNIE



CHIASSON



SMITH

SCOTT GLENNIE...Selected by the Stars in the first round (8th overall) of the 2009 NHL Entry Draft...Born February 22, 1991 in Oakville, Ontario...6-1, 177-pound center, shoots right...Recorded 70 points (28 goals, 42 assists) in 55 games for the Brandon Wheat Kings of the WHL last season...In 12 playoff games for Brandon, tallied 18 points (three goals, 15 assists)...In 2007-08, appeared in 61 games collecting 26 goals and 32 assists for 58 points...Will play for Brandon again next season.

ALEX CHIASSON...Drafted by the Stars in the second round (38th overall) of the 2009 NHL Entry Draft...Born October 1, 1990 in Montreal Quebec...6-4, 187-pound right wing, shoots right...Skated in 56 games for Des Moines of the USHL last season, notching 17 goals and 33 assists for 50 points...Was selected to the USHL All-Rookie Team and played in the 2009 USHL All-Star Game...Will attend Boston University next season.

REILLY SMITH...Selected by the Stars in the third round (69th overall) of the 2009 NHL Entry Draft...Born April 1, 1991 in Toronto, Ontario...6-1, 157-pound right wing, shoots left...Tallied 75 points (27 goals, 48 assists) in 49 games leading St. Michaels of the Ontario Junior Hockey League in scoring...Appeared in 13 games for St. Michaels in 2007-08, collecting two goals and seven assists for nine points...Will enroll at Miami University of Ohio next season.

TOMAS VINCOUR...Selected by the Stars in the fifth round (129th overall) of the 2009 NHL Entry Draft...Born November 19, 1990 in Brno, Czech Republic...6-2, 203-pound center, shoots right...Collected 17 goals and 19 assists for 36 points in 49 games for the Edmonton Oil Kings of the WHL...In 2007-08 skated in 65 games, scoring 39 points (16 goals, 23 assists)... Represented Czech Republic in the 2009 World Junior Championships, recording three assists in six games...Will return to Edmonton next season.

CURTIS MCKENZIE...Drafted by the Stars in the sixth round (159th overall) of the 2009 NHL Entry Draft...Born February 22, 1991 in Golden, British Columbia...6-2, 192-pound left wing, shoots left...Skated for the Penticton Vees of the BCHL in 53 games last season, scoring 30 goals and 34 assists with 90 penalty minutes...Appeared in 49 games for Penticton in 2007-08, collecting three goals and seven assists... Will play for Miami University of Ohio next season.

ALL-TIME DRAFT



Year	POS	RD	OV	FROM
2009				
Scott Glennie	C	1	8	Brandon
Alex Chiasson	RW	2	38	Des Moines
Reilly Smith	RW	3	69	St. Michaels
Tomas Vincour	C	5	129	Edmonton
Curtis McKenzie	LW	6	159	Penticton

2008				
Tyler Beskorowany	G	2	59	Owen Sound
Scott Winkler	C	3	89	Russell Stover
Philip Larsen	D	5	149	Frolunda
Matthew Tassone	C	6	176	Swift Current
Mike Bergin	D	7	209	Smiths Falls

2007				
Nico Sacchetti	C	2	50	Virginia HS
Sergei Korostin	RW	3	64	Dynamo Mosc.
Colton Sceviour	RW	4	112	Portland
Austin Smith	RW	5	128	The Gunnery
Jamie Benn	LW	5	129	Victoria
Ondrej Roman	C	5	136	Spokane
Michael Neal	LW	5	149	Belleville
Luke Gazdic	LW	6	172	Erie

2006				
Ivan Vishnevskiy	D	1	27	Rouyn-Noranda
Aaron Snow	LW	3	90	Brampton
Richard Bchman	G	4	120	Cushing HS
David McIntyre	C	5	138	Newmarket
Max Warn	LW	5	150	IFK Helsinki

2005				
Matt Niskanen	D	1	28	Virginia HS
James Neal	LW	2	33	Plymouth
Richard Clune	LW	3	71	Sarnia
Perttu Lindgren	C	3	75	Ilves Jr.
Tom Wandell	F	5	146	Sodertalje Jr.
Matt Watkins	F	5	160	Vernon
Pat McGann	G	7	223	Team Illinois

2004				
Mark Fistic	D	1	28	Vancouver
Johan Fransson	D	2	34	Lulea
Raymond Sawada	RW	2	52	Nanaimo
Niklas Grossman	D	2	56	Sodertalje Jr.
John Lammers	LW	3	86	Lethbridge
Fredrik Naslund	RW	4	104	Vasteras
Trevor Ludwig	D	6	183	Texas NAHL
Sergei Kukushin	W	7	218	Minsk Jr.
Lukas Vomela	D	8	248	Budejovice
Matt McKnight	W	9	280	Camrose

2003				
Loui Eriksson	LW	2	33	Frolunda Jr.
Vojtech Polak	W	2	36	Karlovy Vary
B.J. Crombeen	RW	2	54	Barrie
Matt Nickerson	D	3	99	Texas NAHL
Alexander Naurov	W	4	134	Yaroslavl Jr.
Eero Kilpelainen	G	5	144	Kalpa Jr.
Gino Guyer	C	5	165	U. Minnesota
Francis Wathier	LW	6	185	Hull
Drew Bagnall	D	6	195	Battlefords
Elias Granath	D	6	196	Leksand Jr.
Niko Vaino	D	8	259	Jokerit Jr.

Year	POS	RD	OV	FROM
2002				
Martin Vagner	D	1	26	Hull
Janos Vas	LW	2	32	Malmö Jr.
Tobias Stephan	G	2	34	Chur
Manius Hollet	C	2	42	Farjestad Jr.
Trevor Daley	D	2	43	Sault-Ste-Marie
Geoff Waugh	D	3	78	Kindersley
Jarkko Immonen	C	4	110	Blues Jr.
David Bararuk	LW	5	147	Moose Jaw
Kirill Sidorenko	C	6	180	Kurgan
Bryan Hamm	D	7	210	Peterborough
Tuomas Mikkonen	LW	8	243	Jyvaskyla
Ned Havern	LW	9	273	Boston College

2001				
Jason Bacashihua	G	1	26	Chicago NAHL
Yared Hagos	C	3	70	AIK Sweden
Anthony Aquino	RW	3	92	Merrimack
Daniel Volrab	C	4	126	Sparta
Mike Smith	G	5	161	Sudbury
Michal Blazek	D	6	167	Vsetin Jr.
Jussi Jokinen	F	6	192	Karpat Jr.
Marco Rosa	C	8	255	Merrimack
Dale Sullivan	RW	9	265	Hull
Marek Tomica	C	9	285	Slavia

2000				
Steve Ott	LW	1	25	Windsor
Dan Ellis	G	2	60	Omaha
Joel Lundqvist	C	3	68	Frolunda
Alexei Tereschenko	C	3	91	Dynamo Mosc.
Vadim Khomitski	D	4	123	HC Moscow
Ruslan Bernikov	RW	5	139	Khabarovsk
Artem Chernov	C	5	162	Novokuznetsk
Ladislav Vlecek	LW	6	192	Kladno
Marco Tuokko	C	7	219	TPS
Antti Miettinen	C	7	224	Hameenlinna

1999				
Michael Ryan	C	2	32	Boston Col. HS
Dan Jancevski	D	2	66	London
Mathias Tjarnqvist	C	3	96	Rogle Sweden
Jeff Bateman	C	4	126	Brampton
Gregor Baumgartner	C	5	156	Acadie-Bathurst
Justin Cox	RW	6	184	Prince George
Brett Draney	LW	6	186	Kamloops
Jeff MacMillan	D	7	215	Oshawa
Brian Sullivan	D	8	243	Thayer Academy
Jamie Chamberlain	RW	9	265	Peterborough
Mihail Donika	D	9	272	Yaroslavl Russia

1998				
John Erskine	D	2	39	London
Tyler Bouck	RW	2	57	Prince George
Gabriel Karlsson	C	3	86	HV71 Jr.
Pavel Patera	LW	6	153	AIK Sweden
Niko Kapanen	C	6	173	Hameenlinna
Scott Perry	C	7	200	Boston Univ.

1997				
Brenden Morrow	LW	1	25	Portland
Roman Lyashenko	C	2	52	Yaroslavl
Steven Gainey	C	3	77	Kamloops
Marcus Kristoffersson	D	4	105	MoDo
Teemu Elomo	LW	5	132	TPS
Alexei Timkin	LW	6	160	Yaroslavl
Jeff McKercher	D	7	189	Barrie
Alexei Komarov	D	8	216	Yaroslavl
Brett McLean	C	9	242	Kelowna

Year	POS	RD	OV	FROM
1996				
Richard Jackman	D	1	5	Sault Ste. Marie
Jon Sim	C	3	70	Sarnia
Mike Hurlay	RW	4	90	Tri-City
Ryan Christie	LW	5	112	Owen Sound
Evgeny Tsybouk	D	5	113	Yaroslavl
Eoin McInerney	G	7	166	London
Joel Kwiatkowski	D	8	194	Prince George
Nick Bootland	LW	9	213	Guelph

1995				
Jarome Iginla	RW	1	11	Kamloops
Patrice Cote	LW	2	37	Beaupport
Petr Buzek	D	3	63	Dukla Jihlava
Sergey Gusev	D	3	69	Mayak Samara
Wade Strand	D	5	115	Regina
Dominic Marleau	D	6	141	Victoriaville
Jeff Dewar	RW	7	173	Moose Jaw
Anatoli Koveshnikov	LW	8	193	Sokol Kiev
Sergei Luchinkin	LW	8	202	Dynamo Moscow
Steve Lowe	C	9	219	Sault Ste. Marie

1994				
Jason Botterill	LW	1	20	U. Michigan
Lee Jinman	C	2	46	North Bay
Jamie Wright	LW	4	98	Guelph
Marty Turco	G	5	124	Cambridge Jr.B
Evgeny Petrochinin	D	6	150	Spartak
Marty Fichel	RW	9	228	Tacoma
Jimmy Roy	C	10	254	Thunder Bay
Chris Szysky	RW	11	280	Swift Current

1993				
Todd Harvey	C	1	9	Detroit
Jamie Langenbrunner	C	2	35	Cloquet HS
Chad Lang	G	4	87	Peterborough
Rick Mrozik	D	6	136	Cloquet HS
Per Svartvadet	LW	6	139	MoDo
Jeremy Stasiuk	RW	7	165	Spokane
Rob Lurtsema	LW	8	191	Burnsville HS
Jordan Willis	G	10	243	London
Bill Lang	RW	10	249	North Bay
Corey Peterson	D	11	269	Jefferson HS

1992				
Jarrko Varvio	RW	2	34	HPK
Jeff Bes	C	3	58	Guelph
Jere Lehtinen	RW	4	88	Espoo
Michael Johnson	D	6	130	Ottawa
Kyle Peterson	C	7	154	Thunder Bay
Juha Lind	C	8	178	Jokerit
Lars Edstrom	LW	9	202	Lulea
Jeff Romfo	C	10	226	Blaine HS
Jeffrey Moen	G	11	250	Roseville

1991				
Richard Matvichuk	D	1	8	Saskatoon
Mike Torchia	G	4	74	Kitchener
Mike Kennedy	LW	5	97	Univ. of B.C.
Mark Lawrence	RW	6	118	Detroit Amb.
Geoff Finch	G	7	137	Brown Univ.
Michael Burkett	LW	8	174	Michigan St.
Derek Herlofsky	G	9	184	St. Paul Jr. A
Tom Nemeth	LW	10	206	Cornwall
Shayne Green	RW	11	228	Kamloops
Jukka Suomalainen	D	12	250	Grifka

Year	POS	RD	OV	FROM
1990				
Derian Hatcher	D	1	8	North Bay
Laurie Billeck	D	3	50	Prince Albert
Cal McGowan	C	4	70	Kamloops
Frank Kovacs	LW	4	71	Regina Pats
Enrico Ciccone	D	5	92	Trois-Riveres
Roman Turek	G	6	113	Czech. Nat. Jr.
Jeff Levy	G	7	134	Rochester
Doug Barrault	RW	8	155	Lethbridge
Joe Biondi	C	9	176	Minn.-Duluth
Troy Binnie	RW	10	197	Ottawa
Ole Dahlstrom	C	11	218	Furuset
John McKersie	G	12	239	W. Madison HS

1989				
Doug Zmolek	D	1	7	Rochester JM
Mike Craig	RW	2	28	Oshawa 67's
Murray Garbutt	C	3	60	Medicine Hat
Jean-Francois Quintin	C	4	75	Shawinigan
Pat MacLeod	D	5	87	Kamloops
Bryan Schoen	G	5	91	Minnesota HS
Rhys Hollyman	D	5	97	Miami of Ohio
Scott Cashman	G	6	112	Kanata BCJHL
Jonathan Pratt	C	8	154	Pingree Prep
Ken Blum	C	9	175	St. Joseph's HS
Arturs Irbe	G	10	196	Dynamo Riga
Tom Pederson	D	11	217	Univ. of Minn.
Helmut Balderis	RW	12	238	Did not play

1988				
Mike Modano	C	1	1	Prince Albert
Link Gaetz	D	2	40	Spokane
Shaun Kane	D	3	43	Springfield
Jeffrey Stolp	G	4	64	Greenway HS
Ken MacArthur	D	8	148	Univ. of Denver
Travis Richards	D	9	169	Armstrong HS
Ari Matilainen	RW	10	190	Assat Pori
Grant Bischoff	LW	11	211	Univ. of Minn.
Trent Anderson	LW	12	232	Cornell

1987				
Dave Archibald	C	1	6	Portland
Scott McCrady	D	2	35	Medicine Hat
Kevin Kaminski	C	3	48	Saskatoon
John Weisbrod	C	4	73	Choate Prep
Teppo Kivela	C	5	88	Jokerit
Darcy Norton	LW	6	109	Kamloops
Timo Kulonen	D	7	130	Kalpa
Don Schmidt	D	8	151	Kamloops
Jarmo Myllys	G	9	172	Lukko
Larry Olimb	D	10	193	Warroad (MN)
Marc Felicio	G	11	214	Northwood Prep
Dave Shields	C	12	235	Univ. of Denver

1986				
Warren Babe	LW	1	12	Lethbridge
Neil Wilkinson	D	2	30	Selkirk
Dean Kolstad	D	2	33	Prince Albert
Eric Bennett	LW	3	54	Wilbraham Prep
Rob Zettler	D	3	55	Sault Ste. Marie
Brad Turner	D	3	58	Calgary Midget
Kirk Tomlinson	C	4	75	Hamilton
Jari Gronstrand	D	5	96	Tappara
Scott Mathias	C	8	159	Univ. of Denver
Lance Pitlick	D	9	180	Cooper HS
Dan Keczmer	D	10	201	Detroit
Garth Joy	D	11	222	Hamilton
Kurt Stahura	LW	12	243	Williston

ALL-TIME DRAFT



Year	POS	RD	OV	FROM	Year	POS	RD	OV	FROM
1985					1980				
Stephane Roy	C	3	51	Grandy Bisons	Brad Palmer	LW	1	16	Victoria
Mike Berger	D	4	69	Lethbridge	Don Beaupre	G	2	32	Sudbury
Dwight Mullins	C	5	90	Lethbridge	Randy Velischek	D	3	53	Providence Coll.
Mike Mullowney	D	6	111	Deerfield Acad.	Mark Huglen	D	4	79	Roseau HS
Mike Keifer	C	7	132	St. John's Prep	Dave Jensen	D	5	100	Univ. of Minn.
Ross Johnson	C	8	153	Rochester Mayo	Dan Zavarise	D	6	121	Cornwall
Tim Helmer	C	9	174	Ottawa 67's	Bill Stewart	RW	7	142	Univ. of Denver
Gordon Ernst	C	10	195	Cranston E. HS	Jeff Walters	RW	8	163	Peterborough
Ladislav Lubina	LW	11	216	Parbudice	Bob Lakso	LW	9	184	Aurora-Hoyt HS
Tommy Sjodin	D	12	237	Timra	Dave Richter	D	10	205	Univ. of Michigan
1984					1979				
David Quinn	D	1	13	Kent HS	Craig Hartsburg	D	1	6	Sault Ste. Marie
Ken Hodge	C	3	46	St. John's Prep	Tom McCarthy	LW	1	10	Oshawa
Miroslav Maly	D	4	76	Bayreuth	Neal Broten	C	2	42	Univ. of Minn.
Jiri Poner	RW	5	89	Landshut	Kevin Maxwell	C	3	63	U. of N. Dakota
Kari Takko	G	5	97	Finnish Olympic	Jim Dobson	RW	5	90	Portland
Gary McColgan	LW	6	118	Oshawa	Brian Gualazzi	RW	6	111	Sault Ste. Marie
Vladimir Kyhos	D	7	139	Litinov	1978				
Darin MacInnis	G	8	160	Kent HS	Bobby Smith	C	1	1	Ottawa
Duane Wahlen	RW	9	181	Johnson HS	Steve Payne	LW	2	19	Ottawa
Mike Orn	C	10	201	Stillwater HS	Steve Christoff	LW	2	24	Univ. of Minn.
Tom Terwilliger	D	11	222	Edina HS	Curt Giles	D	4	54	Minn.-Duluth
Mike Nightengale	D	12	242	Simley HS	Roy Kerling	C	5	70	Cornell Univ.
1983					1977				
Brian Lawton	C	1	1	Mt. St. Charles	Brad Maxwell	D	1	7	New Westminster
Malcolm Parks	RW	2	36	St. Albert Tier II	Dave Semenko	LW	2	25	Brandon
Frantisek Musil	D	2	38	Czech. Nat.	Kevin McCloskey	D	4	61	Calgary
Mitch Messier	C	3	56	Notre Dame	Bob Parent	D	5	79	Kingston
Brian Durand	C	4	76	Cloquet HS	Jamie Gallimore	RW	6	97	Kamloops
Rich Geist	C	5	96	St. Paul Acad.	Jean-Pierre Sanvido	G	7	115	Trois Rivieres
Tom McComb	D	6	116	Mt. St. Charles	Greg Tebbutt	D	8	133	Regina
Sean Toomey	D	7	136	Cretin HS	Keith Hanson	D	9	151	Austin, MN
Don Biggs	C	8	156	Oshawa	1976				
Paul Pulis	RW	9	176	Hibbing HS	Glen Sharpley	C	1	3	Hull
Milos Riha	LW	10	196	Czech.	Jim Roberts	LW	2	31	Ottawa
Oldrich Valek	RW	11	212	Czech. Nat.	Don Jackson	D	3	39	Notre Dame Univ.
Paul Roff	RW	12	236	Edina HS	Ron Zanussi	RW	3	51	London
1982					1975				
Brian Bellows	RW	1	2	Kitchener	Bryan Maxwell	D	1	4	Medicine Hat
Wally Chapman	C	3	59	Edina HS	Paul Harrison	G	3	40	Oshawa
Bob Rouse	D	4	80	Billings	Alex Pirus	RW	3	41	Notre Dame U.
Dusan Pasek	C	4	81	Bratislava	Steve Jensen	LW	4	58	Michigan Tech
Marty Wiitala	C	5	101	Superior HS	David Norris	LW	5	76	Hamilton
Todd Carlile	D	6	122	North St. Paul	Greg Clause	RW	6	94	Hamilton
Victor Zhuktov	LW	7	143	CSKA Moscow	Robert Francois	D	7	112	Sherbrooke
Paul Miller	D	8	164	Crookston HS	Dean Magee	LW	8	130	Colorado Coll.
Pat Micheletti	C	9	185	Hibbing HS	Terry Angel	RW	9	148	Oshawa
Arnold Kadlec	D	10	206	CHZ Litomerice	Michel Blais	D	10	164	Kingston
Scott Knutson	C	11	227	Warroad HS	Earl Sargent	RW	11	188	Fargo, ND
1981					1974				
Ron Meighan	D	1	13	Niagara Falls	Gilles Cloutier	G	12	201	Shawinigan
Dave Donnelly	C	2	27	St. Albert, Alta.	1973				
Mike Sands	G	2	31	Sudbury	Bryan Maxwell	D	1	4	Medicine Hat
Tom Hirsch	D	2	33	Patrick Henry HS	Paul Harrison	G	3	40	Oshawa
Dave Preuss	RW	2	34	St. Thomas Acad.	Alex Pirus	RW	3	41	Notre Dame U.
Jali Wahlstén	LW	2	41	TPS Finland	Steve Jensen	LW	4	58	Michigan Tech
Terry Tait	LW	4	69	Sault Ste-Marie	David Norris	LW	5	76	Hamilton
Jim Malwitz	C	4	76	Grand Rapids	Greg Clause	RW	6	94	Hamilton
Kelly Hubbard	D	5	97	Portland	Robert Francois	D	7	112	Sherbrooke
Paul Guay	RW	6	118	Mt. St. Charles	Dean Magee	LW	8	130	Colorado Coll.
Jim Archibald	RW	7	139	Moose Jaw	Terry Angel	RW	9	148	Oshawa
Kari Kanervo	C	8	160	TPS	Michel Blais	D	10	164	Kingston
Scott Bjugstad	C	9	181	Univ. of Minn.	Earl Sargent	RW	11	188	Fargo, ND
Steve Kudebeh	G	10	202	Breck HS	Gilles Cloutier	G	12	201	Shawinigan

Year	POS	RD	OV	FROM
1974				
Doug Hicks	D	1	6	Flin Flon
Richard Nantais	LW	2	24	Quebec
Pete LoPresti	G	3	42	Univ. Denver
Kim MacDougall	D	4	60	Regina
Ron Ashton	LW	5	78	Saskatoon
John Sheridan	C	6	96	Univ. of Minn.
Dave Heitz	G	7	114	Fargo, ND
Roland Eriksson	C	8	131	Tunabro
Dave Staffen	C	9	148	Ottawa
Brian Anderson	D	10	164	New W'minster
Duane Bray	D	11	179	Flin Flon
Don Hay	RW	12	193	New W'minster
Brian Holderness	G	13	205	Saskatoon
Frank Taylor	D	14	215	Brandon
Jeff Hymanson	D	14	222	St. Cloud, MN

1973				
Blake Dunlop	C	2	18	Ottawa
Johnny Rogers	RW	2	25	Edmonton
Rick Chinnick	RW	3	41	Peterborough
Tom Colley	C	4	57	Sudbury
Lowell Ostlund	D	5	73	Saskatoon
David Lee	LW	6	89	Ottawa
Lou Nistico	C	7	105	London
George Beveridge	D	8	121	Kitchener
Jim Johnston	C	9	136	Peterborough
Sam Clegg	G	10	152	Medicine Hat
Russ Wiechnik	C	11	161	Calgary

1972				
Jerry Byers	LW	1	12	Kitchener
Terry Ryan	C	3	44	Hamilton
Tom Thomson	D	4	60	Toronto
Chris Ahrens	D	5	76	Kitchener
Steve West	C	6	92	Oshawa
Chris Meloff	D	7	108	Kitchener
Scott MacPhail	RW	7	116	Montreal Jr.
Bob Lundeen	D	8	124	Univ. of Wisc.
Glen Mikkelsen	RW	9	140	Brandon
Steve Lyon	D	10	145	Peterborough
Juri Kudrasov	C	10	147	Kitchener
Marcel Comeau	C	10	148	Edmonton

Year	POS	RD	OV	FROM
1971				
Rod Norrish	LW	2	21	Regina
Ron Wilson	D	3	35	Flin Flon
Mike Legge	LW	4	49	Winnipeg
Brian McBratney	D	5	63	St. Catherines
Al Globensky	D	6	77	Montreal Jr.
Bruce Abbey	D	7	91	Peterborough
Russ Friesen	LW	8	105	Hamilton
Mike Antonovich	C	9	113	Univ. of Minn.

1970				
Buster Harvey	D	2	17	Hamilton
Fred Barrett	D	2	20	Toronto
Dennis Patterson	D	3	34	Peterborough
Dave Cressman	LW	4	48	Kitchener
Henry Lehvonen	D	5	62	Kitchener
Murray McNeill	LW	6	76	Calgary
Gary Geldart	D	7	89	London
Mickey Donaldson	LW	8	101	Peterborough

1969				
Dick Redmond	D	1	5	St. Catherines
Dennis O'Brien	D	2	14	St. Catherines
Gilles Gilbert	G	3	25	London
Fred O'Donnell	RW	4	37	Oshawa
Pierre Jutras	LW	5	49	Shawinigan
Bob Walton	C	6	61	Niagara Falls
Rick Thompson	D	7	72	Niagara Falls
Cal Russell	RW	8	78	Hamilton

1968				
Jim Benzelock	RW	1	5	Winnipeg
Marc Rioux	C	2	15	Verdun
Glen Lindsay	G	3	22	Saskatoon

1967				
Wayne Cheesman	LW	1	4	Whitby Jr. B
Larry Mick	RW	2	13	Pembroke

SUPPLEMENTAL DRAFT SELECTIONS

Year	POS	RD	OV	FROM
1993				
Jacques Joubert	C	1	10	Boston Univ.
1991				
Dan O'Shea	F	2	12	St. Cloud State
1990				
Rod Houk	G	1	13	Univ. of Regina

Year	POS	RD	OV	FROM
1989				
Jamie Loewen	G	2	12	Univ. of Alaska
1988				
Mike McHugh	LW	1	1	Univ. of Maine
David Schofield	D	2	6	Merrimack Coll.
1987				
Shawn Chambers	D	1	4	Univ. of Alaska
Rick Boh	C	2	25	Colorado Coll.

2009-10 PERSONNEL



FORWARDS

NAME	HT	WT	D.O.B.	BIRTHPLACE	SHOOTS	08-09 CLUB	LGE	GP	G	A	PTS	PIM
BARCH, Kryz	6-2	220	5-26-80	Hamilton, Ont.	L	Dallas	NHL	72	4	5	9	133
BENN, Jamie	6-2	205	7-18-89	Victoria, B.C.	L	Kelowna	WHL	56	46	36	82	71
BRUNNSTROM, Fabian	6-1	202	2-6-85	Jonstorp, Sweden	L	Farjestad	NHL	55	17	12	29	8
ERIKSSON, Loui	6-1	190	7-17-85	Goteborg, Sweden	L	Dallas	NHL	82	36	27	63	14
GAGNON, Aaron	5-11	189	4-24-86	Armstrong, B.C.	R	Grand Rapids	AHL	61	8	11	19	28
GAZDIC, Luke	6-3	210	7-25-89	Toronto, Ont.	L	Erie	OHL	63	20	10	30	127
						Idaho	ECHL	2	1	0	1	14
KOROSTIN, Sergei	5-11	192	7-24-85	Prokopyevsk, Russia	L	Peterborough	OHL	36	11	18	29	16
						London	OHL	13	2	5	7	17
LEHTINEN, Jere	6-0	192	6-24-73	Espoo, Finland	R	Dallas	NHL	48	8	16	24	8
LINDGREN, Perttu	6-1	197	8-26-87	Tampere, Finland	L	Lukko Rauma	FIN	49	5	19	24	16
MODANO, Mike	6-3	210	6-7-70	Livonia, MI	L	Dallas	NHL	80	15	31	46	46
MORROW, Brenden	5-11	207	1-16-79	Carlyle, Sask.	L	Dallas	NHL	18	5	10	15	49
NEAL, James	6-2	210	9-3-87	Whitby, Ont.	L	Dallas	NHL	77	24	13	37	51
OTT, Steve	6-0	193	8-19-82	Summerside, P.E.I.	L	Dallas	NHL	64	19	27	46	135
PETERS, Warren	6-0	198	7-10-82	Saskatoon, Sask.	L	Calgary	NHL	16	1	0	1	12
						Quad City	AHL	62	11	6	17	51
PETERSEN, Toby	5-10	200	10-27-78	Minneapolis, MN	L	Dallas	NHL	57	4	7	11	14
POLAK, Vojtech	5-11	180	6-27-85	Ostrov Nad Ohri, Cz.	L	Trinec	Czech	45	21	13	34	42
RIBEIRO, Mike	6-0	180	2-10-80	Montreal, QC	L	Dallas	NHL	82	22	56	78	52
RICHARDS, Brad	6-0	192	5-2-80	Murray Harbour, PEI	L	Dallas	NHL	56	16	32	48	6
SAWADA, Raymond	6-2	218	2-19-85	Richmond, B.C.	R	NHL	NHL	5	1	0	1	0
						Manitoba	AHL	52	6	15	21	31
SCEVIOUR, Colton	6-0	201	4-20-89	Red Deer, Alta.	R	Lethbridge	WHL	69	29	51	80	48
SHELAST, Tyler	6-1	212	12-26-84	Edmonton, Alta.	R	Hamilton	AHL	17	2	1	3	4
						Idaho	ECHL	31	9	12	21	23
SUTHERBY, Brian	6-3	209	3-1-82	Edmonton, Alta.	L	Dallas	NHL	42	5	4	9	52
						Anaheim	NHL	17	3	3	6	19
WANDELL, Tom	6-1	183	1-29-87	Sodertalje, Sweden	L	Dallas	NHL	14	1	2	3	4
						Timra	Sweden	51	15	26	41	26
WATHIER, Francis	6-3	208	12-7-84	St. Isidore, Ont.	L	Iowa	AHL	77	6	10	16	127

DEFENSEMEN

NAME	HT	WT	D.O.B.	BIRTHPLACE	SHOOTS	08-09 CLUB	LGE	GP	G	A	PTS	PIM
DALEY, Trevor	5-11	207	10-9-83	Toronto, Ont.	L	Dallas	NHL	75	7	18	25	73
FISTRIC, Mark	6-2	232	6-1-86	Edmonton, Alta.	L	Dallas	NHL	36	0	4	4	42
						Manitoba	AHL	35	0	8	8	26
FORTUNUS, Maxime	6-1	190	7-28-83	La Prairie, Que.	R	Manitoba	AHL	58	7	12	19	18
GROSSMAN, Niklas	6-3	214	1-22-85	Stockholm, Sweden	L	Dallas	NHL	81	2	10	12	51
HUTCHINSON, Andrew	6-2	206	3-24-80	Evanston, IL	R	Dallas	NHL	38	2	3	5	12
						Tampa Bay	NHL	2	0	0	0	0
						Norfolk	AHL	20	1	12	13	14
JANCEVSKI, Dan	6-3	218	6-15-81	Windsor, Ont.	L	Dallas	NHL	3	0	0	0	0
						Hamilton	AHL	76	1	27	28	7
LARSEN, Philip	5-11	185	12-7-89	Esbjerg, Denmark	R	Frolunda	Sweden	53	2	15	17	18
						Frolunda Jr.	Swe-Jr.	1	1	0	1	0

LUDWIG, Trevor	6-1	200	5-24-85	Rhinelander, WI	L	Manitoba	AHL	16	0	0	0	18
						Idaho	ECHL	35	2	8	10	41
MONAST, Guillaume	6-2	201	5-12-88	Longueuil, Que.	R	Quebec	QMJHL	63	5	38	43	59
NISKANEN, Matt	6-0	199	12-6-86	Virginia, MN	R	Dallas	NHL	80	6	29	35	52
ROBIDAS, Stephane	5-11	195	3-3-77	Sherbrooke, Que.	R	Dallas	NHL	72	3	23	26	76
SKRASTINS, Karlis	6-1	210	7-9-74	Riga, Latvia	L	Florida	NHL	80	4	14	18	30
STAFFORD, Garrett	6-0	200	1-28-80	Los Angeles, CA	R	Dallas	NHL	3	0	2	2	0
						Grand Rapids	AHL	70	11	34	45	50
VISHNEVSKIY, Ivan	5-11	176	2-18-88	Barnaul, Russia	L	Dallas	NHL	3	0	2	2	2
						Peoria	AHL	67	6	13	19	28
WOYWITKA, Jeff	6-2	217	9-1-83	Vermillion, Alta.	L	St. Louis	NHL	65	3	15	18	57
						Peoria	AHL	7	0	7	7	2

GOALTENDERS

NAME	HT	WT	D.O.B.	BIRTHPLACE	CATCHES	08-09 CLUB	LGE	GP	W	L	OT	GAA
AULD, Alex	6-4	223	1-7-81	Cold Lake, Alta.	L	Ottawa	NHL	43	16	18	7	2.47
BACHMAN, Richard	5-11	160	7-25-87	Salt Lake City, UT	L	Colorado College	WCHA	35	14	11	10	2.63
CLIMIE, Matt	6-3	205	2-11-83	Leduc, Alta.	L	Dallas	NHL	3	2	1	0	2.92
						Idaho	ECHL	42	27	12	1	2.30
KRAHN, Brent	6-5	220	4-2-82	Winnipeg, Man.	L	Dallas	NHL	1	0	0	0	9.00
						Chicago	AHL	13	6	6	0	2.11
						Las Vegas	ECHL	6	1	4	1	4.04
TURCO, Marty	5-11	189	8-13-75	S.S. Marie, Ont.	L	Dallas	NHL	74	33	31	10	2.81

PRONUNCIATION GUIDE

Auld, Alex	AWLD	Niskanen, Matt	NIHS-kuh-nehn
Bachman, Richard	BAWK-mahn	Ott, Steve	AWT
Barch, Krys	BAHRCH, KRIHS	Polak, Vojtech	POH-lahk, VOY-tah
Brunnstrom, Fabian	Bruhn-struhm, FAH-bee-uhn	Ribeiro, Mike	rih-BAIR-oh
Climie, Matt	KLY-mee	Robidas, Stephane	ROH-bee-dah, STEH-fahn
Eriksson, Loui	AIR-ihk-suhn, LOO-ee	Sawada, Raymond	suh-WAH-duh
Fistic, Mark	FIHST-rik	Sceviour, Colton	SEE-vee-yuhr
Fortunus, Maxime	Fohr-TOON-uhs, Mahx-EEM	Shelast, Tyler	SHEE-lahst
Gagnon, Aaron	GAHN-yohn	Skrastins, Karlis	SKRAS-tihnz, KAR-lihs
Hutchinson, Andrew	HUHT-chihn-suhn	Vishnevskiy, Ivan	vihs-NEHV-skee, ee-VAHN
Jancevski, Dan	Jan-SEHV-skee	Wandell, Tom	WAHN-dehl
Korostin, Sergei	kuh-ROH-stihn	Wathier, Francis	wah-TEE-ay, FRAN-sihs
Krahn, Brent	KRAWN	Woywitka, Jeff	WOI-wiht-ka
Larsen, Philip	LAHR-suhn, FIHL-ihp		
Lehtinen, Jere	LEH-tih-nehn, YER-ay		
Lindgren, Perrtu	LYN-grin, PAIR-too		
Modano, Mike	mo-DAH-noh		

TEXAS STARS



AHL AFFILIATE

Texas Stars /Cedar Park Center
 2100 Avenue of the Stars
 Cedar Park, Texas 78613
 Phone: (512) 467-8277
 Fax: (512) 600-5020
 Website: www.texasstarshockey.com



Directory

PresidentRick McLaughlin
 General Manager.....Scott White
 Head CoachGlen Gulutzan
 Assistant CoachPaul Jerrard
 Athletic Trainer.....Brad Jellis
 Equipment Manager.....Brian Garcia
 Director of Media Relations / Broadcasting.....Josh Fisher

General Information

Home Arena.....Cedar Park Center (6,800)
 Team Colors.....Green, Light Green, Gold, Black
 Radio.....ESPN Radio 1530-AM / 1260-AM
 Affiliation.....Became Dallas' development affiliate on April 28, 2009

TEXAS STARS

2009-10 SCHEDULE

Oct. 2	@ San Antonio	Dec. 9	vs. Peoria	Feb. 16	@ Hamilton
Oct. 3	vs. San Antonio	Dec. 11	vs. Rockford	Feb. 17	@ Syracuse
Oct. 9	@ Houston	Dec. 12	vs. Rockford	Feb. 19	@ Toronto
Oct. 10	@ Houston	Dec. 15	vs. Houston	Feb. 21	@ Grand Rapids
Oct. 15	vs. Grand Rapids	Dec. 18	@ Houston	Feb. 23	@ Peoria
Oct. 17	@ Houston	Dec. 19	vs. Grand Rapids	Feb. 26	vs. Houston
Oct. 20	vs. Lake Erie	Dec. 27	@ San Antonio	Feb. 27	@ Houston
Oct. 23	vs. Lake Erie	Dec. 29	vs. Syracuse	Feb. 28	vs. San Antonio
Oct. 24	vs. Hamilton	Dec. 31	@ Manitoba	Mar. 5	vs. Rockford
Oct. 30	@ San Antonio	Jan. 2	@ Manitoba	Mar. 6	vs. Houston
Oct. 31	vs. Chicago	Jan. 6	vs. Houston	Mar. 10	vs. Peoria
Nov. 1	vs. Houston	Jan. 8	@ Abbotsford	Mar. 12	@ San Antonio
Nov. 6	vs. Manitoba	Jan. 9	@ Abbotsford	Mar. 13	vs. San Antonio
Nov. 7	vs. Manitoba	Jan. 12	vs. San Antonio	Mar. 18	vs. Milwaukee
Nov. 11	@ Peoria	Jan. 15	vs. Toronto	Mar. 20	@ Rockford
Nov. 13	@ Rockford	Jan. 22	@ Lake Erie	Mar. 21	@ Peoria
Nov. 14	vs. Chicago	Jan. 23	@ Lake Erie	Mar. 23	@ Milwaukee
Nov. 15	@ San Antonio	Jan. 26	vs. Milwaukee	Mar. 26	@ Chicago
Nov. 18	@ Rockford	Jan. 29	vs. Abbotsford	Mar. 27	@ Grand Rapids
Nov. 20	@ Grand Rapids	Jan. 30	vs. Abbotsford	Mar. 28	@ Chicago
Nov. 21	@ Rockford	Jan. 31	@ Peoria	Mar. 31	@ Milwaukee
Nov. 22	@ Chicago	Feb. 2	@ Milwaukee	Apr. 2	vs. San Antonio
Nov. 25	vs. Milwaukee	Feb. 5	vs. Peoria	Apr. 3	vs. Houston
Nov. 27	vs. Milwaukee	Feb. 6	vs. Peoria	Apr. 6	vs. San Antonio
Dec. 4	@ Milwaukee	Feb. 9	vs. Grand Rapids	Apr. 9	vs. Rockford
Dec. 5	@ Chicago	Feb. 12	vs. Chicago	Apr. 10	@ Houston
Dec. 6	@ San Antonio	Feb. 13	vs. Chicago		

SCOTT WHITE

GENERAL MANAGER



Scott White was hired as the first General Manager of the Texas Stars Hockey Club of the AHL on November 19, 2008. He has been with the Dallas Stars organization since 2005, most recently serving as a professional scout and director of minor league operations. He headed up the hockey department for the Iowa Stars, Dallas' then-primary affiliate, for three seasons, and prior to joining the Stars organization, served as head coach of the Columbia Inferno of the ECHL for four seasons.

In Columbia, he was responsible for all the club's hockey operation activities, including recruiting, scouting, trades and roster moves. White worked as an assistant coach with the Greensboro Monarchs (ECHL) for a season and a half, and was an assistant coach at his alma mater, Michigan Tech University, from 1994-1995.

White played five years of professional hockey from 1989-1994, including three seasons with Greensboro, where he won the 1990 ECHL Championship and earned ECHL Defenseman of the Year and First-Team All-ECHL honors for the 1991-92 season. He signed with the Ottawa Senators in 1992 and played the entire season with the club's developmental affiliate in New Haven, capturing team MVP honors after scoring 54 points (10 goals, 44 assists) in 80 games. The Quebec native finished his professional career with 235 points (55 goals, 180 assists) in 190 regular season games and 40 points (8 goals, 32 assists) in 41 playoff games.

GLEN GULUTZAN

HEAD COACH



Glen Gulutzan was hired as the first head coach of the Texas Stars on June 16, 2009. He spent the last six seasons as general manager and head coach of the Las Vegas Wranglers of the ECHL. Gulutzan had tremendous success at Las Vegas, compiling a record of 254-124-55 for a .650 winning percentage, including 100+ points in three consecutive seasons (2005-2008), a first for any team in the 20-year history of the ECHL. He took the Wranglers to the Kelly Cup Finals in 2008 and the Conference Finals in 2009.

The Wranglers qualified for the playoffs in five of Gulutzan's six seasons at the helm, including their expansion season of 2003-04, when the team went 43-22-7 (93 points). He was named ECHL Coach of the Year in 2005-06 and was selected to coach in the ECHL All-Star Game three times, tying the league record for most appearances by a coach.

After playing in Europe for his first two pro seasons, Gulutzan played in Fresno of the West Coast Hockey League in 1996-97, setting a team record with 80 assists and 110 points in 60 games. He spent a total of six seasons with Fresno, including the last four as player-assistant coach from 1999-2003. A native of The Paz, Manitoba, Gulutzan also played in the International Hockey League with Utah and Las Vegas, as well as stints in Finland and Sweden.

PAUL JERRARD

ASSISTANT COACH



Paul Jerrard was hired as assistant coach for the Texas Stars on June 16, 2009, after serving as an assistant coach with AHL Iowa since 2005. Jerrard boasts a decade of coaching experience, including two years as an assistant with the Hershey Bears.

He served as the Colorado Avalanche's assistant coach responsible for video during the 2002-03 NHL season, coached for four years at his alma mater, Lake Superior State University, and one season as assistant coach with the Lowell Lock Monsters (AHL).

Jerrard spent 10 years as a defenseman in professional hockey, having been drafted by the New York Rangers in the ninth round (173rd overall) of the 1983 Entry Draft. He was traded to the Minnesota North Stars in October, 1988, and skated in five games for Minnesota during the 1988-89 NHL season. He played parts of six seasons with the Stars' then-primary affiliate in Kalamazoo (IHL) and was a member of the 1997 Calder Cup-winning Hershey Bears.

A native of Winnipeg, Manitoba, Jerrard graduated from Lake Superior State in 1987 with a degree in recreational management, with a minor in business administration. Jerrard has earned his strength and conditioning certification and is a member of the National Strength Coaches Association (NSCA).

IDAHO STEELHEADS



ECHL AFFILIATE

251 S. Capitol Blvd.
Boise, ID 83702
Main Number: (208) 383-0080
Fax Number: (208) 383-0194
Pressbox: (208) 850-0799
Website: www.idahosteelheads.com



Directory

President, Block 22.....John Cunningham
President, Idaho Sports Properties.....Eric Trapp
Vice President.....Mike DiPalma
Head Coach and Director of Hockey Operations.....Derek Laxdal
Athletic Trainer.....St. Lukes Idaho Elks Rehab Services
Equipment Manager.....Chris Bestel
Community and Media Relations Director.....Will Hoenike
Director of Broadcasting/Play-By-Play Announcer.....Joe O'Donnell

General Information

Home Arena.....Qwest Arena (5,006)
Team Colors.....Silver, Black, Blue
Radio.....ESPN Radio 1350-AM
Affiliation.....Became Dallas' development affiliate on June 29, 2005

IDAHO STEELHEADS

2009-10 SCHEDULE

Oct. 16	vs. Stockton	Dec. 11	vs. Ontario	Feb. 13	vs. Utah
Oct. 17	vs. Stockton	Dec. 12	vs. Ontario	Feb. 19	@ Ontario
Oct. 18	vs. Stockton	Dec. 16	vs. Utah	Feb. 20	@ Ontario
Oct. 23	@ Utah	Dec. 18	vs. Alaska	Feb. 24	vs. Alaska
Oct. 24	@ Utah	Dec. 19	vs. Alaska	Feb. 26	vs. Alaska
Oct. 30	@ Alaska	Dec. 26	@ Utah	Feb. 27	vs. Alaska
Oct. 31	@ Alaska	Dec. 29	@ Las Vegas		
		Dec. 31	vs. Stockton	Mar. 3	vs. Bakersfield
Nov. 1	@ Alaska			Mar. 5	vs. Bakersfield
Nov. 4	@ Utah	Jan. 1	vs. Stockton	Mar. 6	vs. Bakersfield
Nov. 6	@ Utah	Jan. 2	vs. Stockton	Mar. 10	@ Victoria
Nov. 7	vs. Utah	Jan. 8	@ Victoria	Mar. 13	@ Victoria
Nov. 13	@ Stockton	Jan. 9	@ Victoria	Mar. 16	vs. Utah
Nov. 14	@ Stockton	Jan. 13	vs. Utah	Mar. 17	vs. Utah
Nov. 15	@ Stockton	Jan. 22	vs. Las Vegas	Mar. 19	@ Ontario
Nov. 18	vs. Victoria	Jan. 23	vs. Las Vegas	Mar. 20	@ Ontario
Nov. 20	vs. Victoria	Jan. 24	vs. Las Vegas	Mar. 21	@ Ontario
Nov. 21	vs. Victoria	Jan. 29	@ Bakersfield	Mar. 24	vs. Victoria
Nov. 25	@ Stockton	Jan. 30	@ Bakersfield	Mar. 26	vs. Victoria
Nov. 27	@ Stockton	Jan. 31	@ Ontario	Mar. 27	vs. Victoria
Nov. 28	@ Stockton			Mar. 30	@ Alaska
		Feb. 4	@ Las Vegas	Mar. 31	@ Alaska
Dec. 2	vs. Alaska	Feb. 5	@ Las Vegas		
Dec. 4	vs. Alaska	Feb. 6	@ Las Vegas	Apr. 2	@ Bakersfield
Dec. 5	@ Utah	Feb. 10	vs. Utah	Apr. 3	@ Bakersfield
Dec. 9	vs. Ontario	Feb. 12	vs. Utah		



ALEX | G • 6-5 • 223 • Catches Left
Jan. 7, 1981 • Cold Lake, AB

AULD 31

2008-09: Appeared in 43 games for the Ottawa Senators, notching a 16-18-7 record with a .911 save percentage and a 2.47 goals-against-average... Earned a shutout, his first with Ottawa and the sixth of his NHL career, on Feb. 16 at Nashville, stopping all 24 shots he faced... Made a season-high 41 saves on 43 shots in a 4-2 Sens win on Feb. 24 vs. Carolina... Went 3-1-0 with a .935 save percentage and a 1.54 goals-against-average in a span of four appearances from Nov. 22 – Dec. 3.

CAREER HIGHLIGHTS: Has played in 183 career NHL games with the Vancouver Canucks, Florida Panthers, Phoenix Coyotes, Boston Bruins and Ottawa Senators... Has a 74-75-25 career mark, with six shutouts, a .905 save percentage and a 2.76 goals-against-average.... Appeared in four Stanley Cup Playoff games with Vancouver in 2003 and 2004... **2007-08:** Set career-bests in save percentage (.919), GAA (2.32) and shutouts (2) while appearing in 23 games as a backup for the Boston Bruins... Played in five shootouts (2-3, 5 goals/15 shots) ... Played for San Antonio (AHL), Phoenix's affiliate, from Nov. 20 to his trade to Boston on Dec. 6 - Was 1-1-0 with a 2.53 goals-against-average in two Rampage games ... **2006-07:** Missed final two months of the season because of knee injury ... Had a career-high 113:54 shutout sequence from Nov. 25-30 ... Made a career high 47 saves while facing a career-high 48 shots before losing 2-1 in a shootout at Toronto (10/9/06)... **2005-06:** Career-highs in games played (67) and wins (33) came in 2005-06 with Vancouver, when he won the Cyclone Trophy as the club's MVP

and the Molson Cup (Canucks' leader in three-star selections). Recorded two four-game winning streaks ... Recorded his 30th win of the season against Edmonton (3/23/06, 4-3 SO) ... Had a career-high 17 consecutive starts streak, (1/24/06 - 3/13/06) ... Turned aside 30 shots in his 11th consecutive start for his 26th win at Calgary (2/28/06, 2-1)... Tended goal for Team Canada at 2006 World Championships... **2004-05:** Played for the Manitoba Moose (AHL) ... Set Moose team records with 50 appearances and 25 wins ... Returned from injury to stop 40 shots against Milwaukee (11/27/04)... **2003-04:** Appeared in 40 games for Manitoba, going 18-16-4 with a 2.55 goals-against-average ... Played six games for Vancouver, posting a 2-2-2 record with a 2.06 GAA and a .929 save percentage ... Established a new Moose record for shutouts in a career with eight ... Earned first Stanley Cup playoff victory at Calgary (4/17/04, 5-4 triple OT)... **2002-03:** Played in seven games with Vancouver, going 3-3-0 with a 1.57 goals-against-average and a .939 save percentage ... Established a new Moose team record for the longest scoreless streak by a goaltender by going 158:28 without allowing a goal between Dec. 21 and Jan. 5 ... Stopped 14 shots for his first NHL shutout, a 6-0 victory against Washington (3/23/03) ... Made Moose history as first-ever goalie to register back-to-back shutouts with 4-0 win over Bridgeport (12/28/02) and a 23-save performance against Utah (1/2/03) ... Appeared in one playoff game for the Canucks - Game 5 of the Western Conference Semi-final making four saves on five shots in one period of play... **2001-02:** Stopped 36 shots for his first

CONTRACT STATUS: THROUGH 2009-10 SEASON

professional (AHL) shutout in a 4-0 win over Chicago (12/27/01) ... Was victorious in his NHL debut stopping 21 shots against Dallas (1/23/02, 4-2 win) ... Appeared in six games with Columbia of the ECHL.

AMATEUR CAREER: 2000-01: Completed his junior career in North Bay (OHL) by posting a 22-11-5 record with a 2.54 GAA in 40 games... Won a bronze medal with Team Canada at the 2001 World Junior Championships. **1999-2000:** Went 21-26-6 in 40 games with North Bay ... Recorded a 1.93 GAA in six playoff games. **1998-99:** Appeared in 37 games for North

Bay, going 9-20-1 with a 3.36 GAA. **1997-98:** Played in six games for North Bay in his first OHL season.

PERSONAL: Hometown: Cold Lake, Alberta...Lists New York as his favorite NHL road city...Loves to eat sushi...Fan of the Boston Red Sox...Lists Arrested Development and Entourage as his favorite TV shows...Favorite artists on his iPod include Tim McGraw, The Killers, Kings of Leon and Lil' Wayne...If he could play another sport, it would be golf...He and wife Melanie have a son, Sam

DID YOU KNOW?

Alex Auld made his NHL debut against the Stars in Dallas on Jan. 23, 2002. Auld and the Vancouver Canucks defeated the Stars 4-2, giving him his first career NHL win.

AULD vs. NHL

2008-2009					CAREER					2008-2009					CAREER						
W-L-T	GP	SO	GA	GAA	W-L-T	GP	SO	GA	GAA	W-L-T	GP	SO	GA	GAA	W-L-T	GP	SO	GA	GAA		
0-1-0	1	0	4	4.07	ANA	2-6-0	8	1	29	4.29	0-1-2	3	0	11	3.55	N.J.	0-4-2	6	0	17	2.80
1-0-0	2	0	3	2.09	ATL	2-4-0	8	0	20	3.35	0-3-0	3	0	9	3.09	NYI	1-3-1	5	0	14	2.80
1-2-0	3	0	8	2.70	BOS	4-2-0	6	0	15	2.51	2-0-1	3	0	3	0.97	NYR	3-0-2	5	1	5	0.97
1-1-0	2	0	5	2.52	BUF	5-1-2	8	0	17	2.10	---	---	---	---	OTT	1-3-0	4	0	13	3.73	
0-2-0	2	0	9	5.40	CGY	5-5-2	12	0	34	2.87	2-1-0	3	0	9	2.93	PHI	4-1-0	6	0	17	2.82
1-0-0	1	0	2	2.00	CAR	3-3-0	6	0	17	2.82	---	---	---	---	PHX	1-1-0	2	0	6	3.03	
---	---	---	---	---	CHI	3-1-0	4	0	8	2.20	2-0-0	2	0	3	1.50	PIT	5-1-0	6	0	12	2.01
0-0-1	1	0	3	2.95	COL	2-2-3	8	0	25	3.30	0-1-0	1	0	2	2.07	S.J.	1-5-1	7	0	22	3.44
0-1-0	1	0	1	1.02	CBJ	4-3-0	7	1	17	2.64	---	---	---	---	STL	0-3-0	3	0	11	3.73	
---	---	---	---	---	DAL	3-5-0	8	0	24	3.04	0-0-1	1	0	2	1.85	T.B.	2-1-1	4	0	12	2.95
---	---	---	---	---	DET	1-2-0	3	0	11	4.05	1-1-0	2	0	4	1.92	TOR	3-3-2	9	0	18	2.15
---	---	---	---	---	EDM	2-6-0	8	0	31	3.92	---	---	---	---	VA	---	---	---	---	---	
1-0-1	3	0	5	2.10	FLA	2-0-3	6	0	8	1.64	1-2-0	3	0	8	3.00	WSH	3-4-1	9	1	20	2.73
---	---	---	---	---	LA	2-1-1	6	0	13	2.55	16-18-7	43	1	101	2.47	TOTAL	74-75-25	183	6	473	2.76
1-0-0	1	0	0	0.00	MIN	5-1-1	7	0	9	1.31	9-4-3	16	0	35	2.18	HOME	37-31-12	82	2	222	2.79
1-2-1	4	0	10	2.73	MTL	2-3-2	7	1	16	2.63	7-14-4	27	1	66	2.66	AWAY	37-44-13	101	4	251	2.73
1-0-0	1	1	0	0.00	NSH	3-1-1	5	1	12	2.42											



CAREER HIGHLIGHTS

MOST SAVES, GAME:

47, Oct. 9, 2006 at TOR

MOST SHOTS FACED, GAME:

48, Oct. 9, 2006 at TOR

MOST GOALS AGAINST, GAME:

7, twice, LAST ON Mar. 19, 2006 vs. DET

LONGEST SHUTOUT SEQUENCE:

148:21, Feb. 1-17, 2009 (2 shutouts)

LONGEST WINNING STREAK:

4, twice Jan. 14, 2006 to Jan. 21, 2006 (4-0-0)

LONGEST UNBEATEN STREAK:

6, Oct. 10, 2005 to Nov. 4, 2005 (5-0-1)

LONGEST LOSING STREAK:

5, Oct. 18, 2006 to Oct. 31, 2006 (0-5-0)

LONGEST WINLESS STREAK:

9, Dec. 8, 2008 to Feb. 1, 2009 (0-7-2)

GAMES PLAYED STREAK:

17, Jan. 24, 2006 to Mar. 13, 2006

FIRST NHL GAME:

Jan. 23, 2002 at Dal

FIRST NHL WIN:

Jan. 23, 2002 at Dal

FIRST NHL SHUTOUT:

Mar. 23, 2003 vs. WSH

Season	Club	REGULAR SEASON							PLAYOFFS					
		League	GP	W-L-OL	MIN	GA	SO	AVG	GP	W-L	MIN	GA	SO	AVG
1997-98	North Bay	OHL	6	0-4-0	206	17	0	4.95	-	-	-	-	-	-
1998-99	North Bay	OHL	37	9-20-1	1894	106	1	3.36	3	0-3	170	10	0	3.53
99-2000	North Bay	OHL	55	21-26-6	3047	167	2	3.29	6	2-4	374	12	0	1.93
2000-01	North Bay	OHL	40	22-11-5	2319	98	1	2.54	4	0-4	240	15	0	3.75
2001-02	Vancouver	NHL	1	1-0-0	60	2	0	2.00	-	-	-	-	-	-
	Columbia	ECHL	6	3-1-2	375	12	0	1.92	-	-	-	-	-	-
2002-03	Manitoba	AHL	21	11-9-0	11.04	65	1	3.53	1	0-0	20	0	0	0.00
	Vancouver	NHL	7	3-3-0	382	10	1	1.57	1	0-0	20	1	0	3.00
2003-04	Manitoba	AHL	37	15-19-3	2209	97	3	2.64	-	-	-	-	-	-
	Vancouver	NHL	6	2-2-2	349	12	0	2.06	3	1-2	222	9	0	2.43
2004-05	Manitoba	AHL	40	18-16-4	2329	99	4	2.55	-	-	-	-	-	-
	Manitoba	AHL	50	25-18-4	2764	118	2	2.56	3	0-2	128	7	0	3.29
2005-06	Vancouver	NHL	67	33-26-6	3859	189	0	2.94	-	-	-	-	-	-
2006-07	Florida	NHL	27	7-13-5	1471	82	1	3.34	-	-	-	-	-	-
2007-08	Phoenix	NHL	9	3-6-0	509	30	1	3.54	-	-	-	-	-	-
	Boston	NHL	23	9-7-5	1213	47	2	2.32	-	-	-	-	-	-
2008-09	San Antonio	AHL	2	1-1-0	119	5	1	2.53	-	-	-	-	-	-
	Ottawa	NHL	43	16-18-7	2449	101	1	2.47	-	-	-	-	-	-
	NHL Totals		183	74-75-25	10292	473	6	2.76	4	1-2	242	10	0	2.48

CAREER TRANSACTIONS: Acquired by Dallas from Ottawa for a 2010 sixth round pick on July 8, 2009. Signed as a free agent by Ottawa on July 1, 2008. Acquired by Boston from Phoenix for Nate DiCasmirro and a 2009 fifth-round pick on Dec. 6, 2007. Signed as a free agent by Phoenix on August 13, 2007. Acquired by Florida from Vancouver with Todd Bertuzzi and Bryan Allen for Roberto Luongo, Lukas Krajcicek and a 2006 sixth-round pick on June 23, 2006. Acquired by Vancouver from Florida for a 2001 second-round pick and a 2002 third-round pick on May 31, 2001. Florida's second round selection, No. 40 overall, in the 1999 Entry Draft



KRYSTOFER | RW • 6-2 • 220 • Shoots Left Mar. 26, 198 • Hamilton, ON

BARCH

2008-09: Recorded career-highs in goals (4), assists (5), points (9), games played (72) and penalty minutes (133)... His goal output equaled his career totals coming into the season, while his assist and point totals surpassed his previous career totals... Tied a career-high for points with two assists on Jan. 12 vs. Detroit... Had a two-game assist streak (0-2-2) from Oct. 29-31, the first of his career... Ranked second on the club in PIM with 133... Skated in his 100th career NHL game on Dec. 5 vs. Colorado... Had a career-high 20 PIM on Jan. 3 at Edmonton... Dallas was 3-1-0 when he scored a goal.

CAREER HIGHLIGHTS: In **2007-08**, tied for second on the club in penalty minutes with 105... Scored a goal in his season debut on Oct. 6 at Nashville... Had a season-high 17 PIM on Jan. 24 vs. Buffalo... Played in three playoff games for the Stars, his first career NHL playoff action. In **2006-07**, he split the season between the Iowa Stars (AHL) and Dallas... Appeared in 31 games with Iowa over the first part of the season, notching three goals and five assists for eight points with 110 penalty minutes... Made his NHL debut on Jan. 15

vs. LA... Two of his three goals on the season were game-winners... Tallied his first NHL goal/point on Feb. 1 at San Jose... Recorded his first career multi-point outing (1-1-2) on Feb. 23 vs. Anaheim... Appeared in 224 career AHL games over parts of seven seasons, notching 66 points (25-41-66) with 444 penalty minutes... In **2005-06**, skated in 43 games with Iowa, recording 13 points (7-6-13), with a team-high 129 PIM... Also played in all seven of Iowa's Calder Cup Playoff games, posting an assist and 27 penalty minutes... In **2004-05**, played the majority of the season with Greenville of the ECHL... In 55 games, notched 11 goals and 19 assists for 30 points with 154 PIM... Also appeared in nine games with Norfolk of the AHL, tallying one goal with 37 penalty minutes... In **2003-04**, did not play competitive hockey... In **2002-03**, recorded eight points (1-7-8) in 36 games with 49 penalty minutes with Portland of the AHL... In **2001-02**, split the season between Richmond (ECHL) and Portland. In **2000-01**, appeared in his first full professional season with Portland... In 76 games, registered 25 points (10-15-25) with 91 penalty minutes... In **1999-00**, appeared in his first professional hockey games with Portland in the Calder Cup Playoffs.

Season	Club	REGULAR SEASON						PLAYOFFS				
		League	GP	G	A	PTS	PIM	GP	G	A	PTS	PIM
1997-98	London	OHL	65	9	27	36	62	16	4	3	7	16
1998-99	London	OHL	66	18	20	38	66	25	9	17	26	15
1999-00	London	OHL	56	23	26	49	78	-	-	-	-	-
	Portland	AHL	-	-	-	-	-	4	0	2	2	2
2000-01	Portland	AHL	76	10	15	25	91	2	0	0	0	0
2001-02	Richmond	ECHL	25	6	4	10	43	-	-	-	-	-
	Portland	AHL	29	3	8	11	28	-	-	-	-	-
2002-03	Portland	AHL	36	1	7	8	49	-	-	-	-	-
2004-05	Greenville	ECHL	55	11	19	30	154	3	0	0	0	36
	Norfolk	AHL	9	1	0	1	37	-	-	-	-	-
2005-06	Iowa	AHL	43	7	6	13	129	7	0	1	1	37
	Greenville	ECHL	14	10	4	14	75	-	-	-	-	-
2006-07	Dallas	NHL	26	3	2	5	107	-	-	-	-	-
	Iowa	AHL	31	3	5	8	110	-	-	-	-	-
2007-08	Dallas	NHL	48	1	2	3	105	3	0	0	0	2
2008-09	Dallas	NHL	72	4	5	9	133	-	-	-	-	-
STARS/NHL TOTALS			146	8	9	17	345	3	0	0	0	2

CAREER TRANSACTIONS: Signed as a free agent by Dallas on July 18, 2003. Washington's fourth round selection, No. 106 overall, in the 1998 Entry Draft.

AMATEUR CAREER: Appeared in three seasons from 1997-2000 with London on the Ontario Hockey League...In 1997-98, posted 36 points (9-27-36) with 62 penalty minutes...In the playoffs in 1998, he tallied seven points (4-3-7) in 16 out-ings...In 1998-99 with London, recorded 38 points (18-20-38) in 66 contests...During the 1999 OHL playoffs, he helped lead London to the Ontario Hockey League finals, eventually losing to Belleville...Tied for third on the team in scoring with 26 points (9-17-26)... Had best offensive season with London in 1999-00, posting 49 points in 56 games.

PERSONAL: He and wife, Holly, have a son, Hayden (born April 14, 2007)... Hometown: London, Ontario... His first job was working on the "kill floor" of a cattle factory...His favorite sport growing up (other than hockey) was soccer... Lists his favorite movies as Dazed and Confused and Gladiator...He says the funniest guy on the Stars is Steve Ott because he's always talking...His favorite things about Dallas are the weather and the friendly people...His opinion of the greatest sports event: 1972 Summit Series between Canada and the Soviet Union.

CAREER HIGHLIGHTS

MOST GOALS, GAME:

1, eight times, last Feb. 19, 2009 vs. EDM

MOST ASSISTS, GAME:

2, Jan. 12, 2009 vs. DET

MOST POINTS, GAME:

2, twice, last Jan. 12, 2009 vs. DET (0-2-2)

MOST PIM, GAME:

20, Jan. 3, 2009 at EDM

MOST SHOTS, GAME:

4, Dec. 23, 2008 at TOR

ASSIST SCORING STREAK:

2 games, Oct. 29-31, 2008 (2 assists)

POINT SCORING STREAK:

2 games, Oct. 29-31, 2008 (2 assists)

FIRST NHL GAME: Jan. 15, 2007 vs. LA

FIRST NHL GOAL: Feb. 1, 2007 at SJ

FIRST NHL POINT: Feb. 1, 2007 at SJ

BARCH vs. NHL

2008-2009					CAREER					2008-2009					CAREER						
GP	G	A	PTS	PIM	GP	G	A	PTS	PIM	GP	G	A	PTS	PIM	GP	G	A	PTS	PIM		
5	0	0	0	10	ANA	15	1	1	2	64	2	0	1	2	N.J.	3	0	1	1	2	
1	0	0	0	2	ATL	1	0	0	0	2	1	1	0	1	NYI	2	1	0	1	0	
1	0	0	0	5	BOS	1	0	0	0	5	2	0	0	0	NYR	2	0	0	0	0	
1	0	0	0	0	BUF	2	0	0	0	17	1	0	0	0	OTT	1	0	0	0	4	
2	0	0	0	0	CGY	6	0	0	0	0	1	0	0	0	PHI	2	0	0	0	17	
1	0	0	0	0	CAR	1	0	0	0	0	5	0	0	0	PHX	9	0	0	0	19	
4	0	1	1	6	CHI	7	0	1	1	11	1	0	0	0	2	PIT	3	0	0	0	7
3	0	0	0	0	COL	5	0	1	1	0	6	0	0	0	7	S.J.	14	1	0	1	48
4	0	0	0	19	CBJ	6	0	1	1	24	3	1	0	1	10	STL	9	1	1	2	30
-	-	-	-	-	DAL	-	-	-	-	-	1	0	0	0	0	T.B.	1	0	0	0	0
4	0	2	2	2	DET	7	0	2	2	4	1	1	0	1	10	TOR	2	1	0	1	10
4	1	0	1	27	EDM	6	1	0	1	32	3	0	0	0	0	VAN	8	0	0	0	5
1	0	0	0	0	FLA	1	0	0	0	0	1	0	0	0	5	WSH	1	0	0	0	5
5	0	0	0	12	L.A.	11	1	0	1	17	72	4	5	9	133	TOTAL	146	8	9	17	345
3	0	1	1	5	MIN	9	0	1	1	17											
1	0	0	0	0	MTL	1	0	0	0	0	37	1	4	5	59	HOME	75	2	8	10	152
4	0	0	0	0	NSH	10	1	0	1	5	35	3	1	4	74	AWAY	71	6	1	7	193

CONTRACT STATUS: THROUGH 2009-10 SEASON



FABIAN

LW • 6-2 • 203 • Shoots Left
Feb. 6, 1985 • Jonstorp, Sweden

BRUNNSTROM



2008-09: In his first NHL season, posted 17 goals and 12 assists for 29 points with eight penalty minutes... Among rookie leaders, finished the season ranked first in game-winning goals (5), 10th in goals and tied for 14th in points... Recorded a career-high five-game point streak (4-2-6) from Apr. 2-10, the final five games of the season... Scored goals in each of the Stars' final three games of the season, Apr. 7-10 (3-1-4)... Became the third player in NHL history to record a hat trick in his NHL debut on Oct. 15 vs. Nashville (also Montreal's Alex Smart on Jan. 14, 1943, and Quebec's Real Cloutier on Oct. 10, 1979)... Had six multiple-point games (Stars went 5-0-1 in those games).

CAREER HIGHLIGHTS: Spent the **2007-08** season with Farjestads BK of the Swedish Elite League (Elitserien), scoring nine goals and 28 assists for 37 points in 54 games with 16 penalty minutes... Ranked first on the team in assists (28) and fifth on the team in points (37)... Also appeared in 12 playoff games, scoring one goal with six penalty minutes. Played the **2006-07** season with Boras HC of the third-highest league in Sweden, playing in 49 games... Scored 38 goals and 41 assists for 79 points (1.61

points-per-game average)... Also accrued 32 penalty minutes... Helped Boras win the league and move up in the league system to the "Hockeyallsvenskan" level... Scored 73 points in 41 games at that level, which led the league... Played most of **2005-06** with Jonstorp, scoring 21 goals and 23 assists for 44 points in 38 games... Also had eight penalty minutes... Played three games with Rogle BK of the Allsvenskan Swedish league, going scoreless... Spent the **2004-05** season with Helsingborg in Sweden... Scored 18 goals and 11 assists for 29 points... Also played the **2003-04** season with Helsingborg... Scored six goals and seven assists for 13 points.

PERSONAL: Hometown: Helsingborg, Sweden... Lists Stephen King's Storm of the Century as his favorite movie... Favorite TV show is Entourage... Is a big fan of the Swedish rock group Europe... Is a big fan of seafood - all kinds... His hockey hero growing up was Jaromir Jagr... Lists New York and San Francisco as the best American cities he has visited... His first car was a red 1991 Mazda... His most memorable hockey moment was his NHL debut, in which he scored a hat trick vs. Nashville... His first job was working at Burger King.

Season	Club	REGULAR SEASON						PLAYOFFS				
		League	GP	G	A	PTS	PIM	GP	G	A	PTS	PIM
2003-04	Helsingborg	Sweden	-	6	7	13	-	-	-	-	-	-
2004-05	Helsingborg	Sweden	-	18	11	29	-	-	-	-	-	-
2005-06	Jonstorp	Sweden	38	21	23	44	8	-	-	-	-	-
	Rogle	Sweden	3	0	0	0	2	-	-	-	-	-
2006-07	Boras	Sweden	49	38	41	79	32	2	1	3	4	0
2007-08	Farjestad	Sweden	54	9	28	37	16	12	1	0	1	6
2008-09	Dallas	NHL	55	17	12	29	8	-	-	-	-	-
STARS/NHL TOTALS				55	17	12	29	8	-	-	-	-

CAREER TRANSACTIONS: Signed as a free agent by Dallas on May 8, 2008.

CONTRACT STATUS: THROUGH 2009-10 SEASON

BRUNNSTROM

DID YOU KNOW?

Fabian Brunnstrom became just the third player in NHL history to net a hat trick in his league debut on Oct. 15, 2008 vs. Nashville.

BRUNNSTROM vs. NHL

2008-2009						CAREER						2008-2009						CAREER					
GP	G	A	PTS	PIM		GP	G	A	PTS	PIM		GP	G	A	PTS	PIM		GP	G	A	PTS	PIM	
6	2	1	3	0	ANA	6	2	1	3	0		1	0	0	0	0	N.J.	1	0	0	0	0	
-	-	-	-	-	ATL	-	-	-	-	-		1	0	0	0	0	NYI	1	0	0	0	0	
1	0	0	0	0	BOS	1	0	0	0	0		2	1	3	4	0	NYR	2	1	3	4	0	
-	-	-	-	-	BUF	-	-	-	-	-		1	0	0	0	2	OTT	1	0	0	0	2	
3	2	0	2	2	CGY	3	2	0	2	2		1	0	0	0	0	PHI	1	0	0	0	0	
-	-	-	-	-	CAR	-	-	-	-	-		5	1	0	1	2	PHX	5	1	0	1	2	
4	1	0	1	0	CHI	4	1	0	1	0		-	-	-	-	-	PIT	-	-	-	-	-	
3	2	0	2	0	COL	3	2	0	2	0		5	0	2	2	0	S.J.	5	0	2	2	0	
2	0	1	1	0	CBJ	2	0	1	1	0		3	0	1	1	0	STL	3	0	1	1	0	
-	-	-	-	-	DAL	-	-	-	-	-		-	-	-	-	-	T.B.	-	-	-	-	-	
1	1	0	1	0	DET	1	1	0	1	0		1	1	1	2	0	TOR	1	1	1	2	0	
3	1	2	3	0	EDM	3	1	2	3	0		2	0	0	0	2	VAN	2	0	0	0	2	
-	-	-	-	-	FLA	-	-	-	-	-		1	1	0	1	0	WSH	1	1	0	1	0	
3	0	1	1	0	L.A.	3	0	1	1	0		55	17	12	29	8	TOTAL	55	17	12	29	8	
3	1	0	1	0	MIN	3	1	0	1	0													
1	0	0	0	0	MTL	1	0	0	0	0		26	10	5	15	2	HOME	26	10	5	15	2	
2	3	0	3	0	NSH	2	3	0	3	0		29	7	7	14	6	AWAY	29	7	7	14	6	

CAREER HIGHLIGHTS

MOST GOALS, GAME:

3, Oct. 15, 2008 vs. NSH

MOST ASSISTS, GAME:

2, twice, last on Mar. 3, 2009 vs. SJ

MOST POINTS, GAME:

3, twice, last on Feb. 6, 2009 vs. NYR (1-2-3)

MOST PIM, GAME:

2, four times, last on Mar. 30, 2009 vs. PHX

MOST SHOTS, GAME:

5, Oct. 15, 2008 vs. NSH

LONGEST GOAL STREAK:

3 games, Apr. 7-10, 2009 (3-1-4)

LONGEST ASSIST STREAK:

2 games, Mar. 3-5, 2009 (0-3-3)

LONGEST POINT STREAK:

5 games, Apr. 2-10, 2009 (4-2-6)

FIRST NHL GAME: Oct. 15, 2008 vs. NSH

FIRST NHL GOAL: Oct. 15, 2008 vs. NSH

FIRST NHL POINT: Oct. 15, 2008 vs. NSH



TREVOR | D • 5-11 • 207 • Shoots Left
Oct. 9, 1983 • Toronto, ON

DALEY

2008-09: Set new career bests in points (25) and goals (7), breaking the previous bests from 2007-08... His 18 assists were one shy of his career-best in helpers... Led all Dallas defensemen in goals, and ranked third among club blue-liners in points... Ranked second on the team in average time on ice (21:59) and fourth in blocked shots (98)... Had two game-winning goals, both of which came in overtime (Jan. 12 vs. Detroit, Apr. 4 vs. St. Louis)... His two overtime game-winners led the club, which had five OT GWGs total... Had a career-high four-game assist/point streak from Feb. 14-21 (0-4-4)... Missed his first game of the season on Mar. 28 vs. Florida (knee injury), snapping a team-high streak of 157 consecutive games played.

CAREER HIGHLIGHTS: In **2007-08**, set then-career marks in goals (5), assists (19) and points (24)... Was one of five Stars to appear in all 82 games... Tied a career-high with two assists on Dec. 1 at Philadelphia... Appeared in his 200th NHL game on Nov. 14 vs. San Jose... Played in all 18 playoff games for Dallas, scoring one goal... In **2006-07**, ranked fourth on the Stars in blocked shots (99) and sixth in average ice time (19:22)... The Stars were 12-0-0 when he collected a point... Posted +3 ratings on two occasions - Feb. 11 vs. Colorado and Mar. 31 at Nashville. In seven playoff games, notched one goal... In **2005-06**, played his first full NHL season with the Stars... Notched his first goal of the season on Oct. 26 vs. San Jose... Earned the first multi-point game of his career with two assists on Dec. 18 at Chicago... Set a career-high with 22 PIM on Mar. 13 vs. Vancouver... Appeared in his 100th career NHL game on Apr. 1 vs. Los Angeles... Tallied his first

career game-winner, an overtime tally on Apr. 15 vs. Minnesota... Skated for Team Canada at the World Championships in Latvia... In **2004-05**, appeared in 78 games with Hamilton of the American Hockey League, registering seven goals and 27 assists for 34 points with 109 penalty minutes... Among team leaders, ranked tied for third in assists and sixth in points... In **2003-04**, played his first professional season... Split the season between Dallas (27 games, 1-5-6) and Utah (40 games, 8-6-14)... Made his NHL debut on Oct. 25 at Columbus... Recorded his first NHL point with an assist on Nov. 12 vs. Detroit... Tallied his first NHL goal, a power play tally, on Dec. 10 at Phoenix... Appeared in one playoff game in 2004.

AMATEUR CAREER: Played four years with Sault Ste. Marie of the Ontario Hockey League (OHL) from 1999-2003... In his final season with the Greyhounds, **2002-03**, finished fourth in points (53) and tied for fourth in goals (20)... In **2001-02**, he averaged more than a point per game, posting 48 points (9-39-48) in 47 games... In 2000-01, he appeared in 58 games and collected 14 goals and 27 assists for 41 points with 105 penalty minutes.

PERSONAL: He and his wife, Kristy, welcome their first child, Trevor Jr., on July 11, 2009... Lists his favorite NHL city as Los Angeles... His favorite TV show is the Fresh Prince of Bel Air and his favorite movie is Wedding Crashers... Is a fan of the NBA's Miami Heat... Lists his favorite athlete as Shaquille O'Neal... Lists his sports idols growing up as Michael Jordan and Wayne Gretzky.

CAREER HIGHLIGHTS

MOST GOALS, GAME: 1, last Apr. 4, 2009 vs. STL
MOST ASSISTS, GAME:
2, three times, last on Dec. 23, 2008 at TOR
MOST POINTS, GAME:
2, four times, last on Dec. 23, 2008 at TOR (0-2-2)
MOST PIM, GAME: 22, Mar. 13, 2006 at VAN
MOST SHOTS, GAME:
5, twice, last on Jan. 12, 2009 vs. DET

LONGEST GOAL STREAK:
2 games, twice, last Jan. 12-15, 2009 (2-0-2)
LONGEST ASSIST STREAK:
4 games, Feb. 14-21, 2009 (0-4-4)
LONGEST POINT STREAK:
4 games, Feb. 14-21, 2009 (0-4-4)
FIRST NHL GAME: Oct. 25, 2003 at CBJ
FIRST NHL GOAL: Dec. 10, 2003 at PHX
FIRST NHL POINT: Nov. 12, 2003 vs. DET

DALEY vs. NHL

2008-2009					CAREER					2008-2009					CAREER					
GP	G	A	PTS	PIM	GP	G	A	PTS	PIM	GP	G	A	PTS	PIM	GP	G	A	PTS	PIM	
5	0	2	2	25	30	0	5	5	41	2	0	1	1	0	N.J.	5	0	1	1	19
1	0	1	1	2	4	0	2	2	16	1	0	0	0	0	NYI	3	0	0	0	2
1	0	0	0	0	4	0	0	0	2	2	0	0	0	2	NYR	4	0	0	0	2
1	1	0	1	0	3	1	0	1	0	1	0	0	0	2	OTT	3	0	0	0	2
3	0	1	1	0	17	0	4	4	8	1	0	1	1	0	PHI	3	0	3	3	0
1	0	0	0	2	3	0	0	0	2	5	1	0	1	8	PHX	31	3	3	6	20
4	0	2	2	6	17	1	5	6	17	1	0	0	0	2	PIT	3	0	0	0	2
3	0	0	0	6	17	1	5	6	21	6	0	0	0	0	S.J.	32	2	1	3	55
4	2	2	4	2	16	2	3	5	12	4	1	2	3	2	STL	14	1	5	6	6
-	-	-	-	-	-	-	-	-	-	1	0	0	0	0	T.B.	4	0	0	0	0
4	1	1	2	2	16	2	3	5	6	1	0	2	2	0	TOR	3	0	2	2	0
4	0	2	2	2	17	1	3	4	8	4	0	0	0	4	VAN	18	1	1	2	26
1	0	0	0	0	4	1	0	1	0	1	0	1	1	2	WSH	2	0	2	2	4
5	0	0	0	2	31	2	7	9	16	75	7	18	25	73	TOTAL	339	20	61	81	322
3	0	0	0	0	16	1	3	4	10											
1	0	0	0	0	3	0	0	0	2	39	5	8	13	55	HOME	166	14	28	42	202
4	1	0	1	2	16	1	3	4	23	36	2	10	12	18	AWAY	173	6	33	39	120

Season	Club	REGULAR SEASON					PLAYOFFS						
		League	GP	G	A	PTS	PIM	GP	G	A	PTS	PIM	
1999-00	Sault Ste. Marie	OHL	54	16	30	46	77	15	3	7	10	12	
2000-01	Sault Ste. Marie	OHL	58	14	27	41	105	-	-	-	-	-	
2001-02	Sault Ste. Marie	OHL	47	9	39	48	38	6	2	2	4	4	
2002-03	Sault Ste. Marie	OHL	57	20	33	53	128	1	0	0	0	2	
2003-04	Dallas	NHL	27	1	5	6	14	1	0	0	0	0	
	Utah	AHL	40	8	6	14	76	-	-	-	-	-	
2004-05	Hamilton	AHL	78	7	27	34	109	4	0	1	1	2	
2005-06	Dallas	NHL	81	3	11	14	87	3	0	0	0	0	
2006-07	Dallas	NHL	74	4	8	12	63	7	1	0	1	4	
2007-08	Dallas	NHL	82	5	19	24	85	18	1	0	1	20	
2008-09	Dallas	NHL	75	7	18	25	73	-	-	-	-	-	
STARS/NHL TOTALS				339	20	61	81	322	29	2	0	2	24

CAREER TRANSACTIONS: Dallas' second-round selection (No. 43 overall) in the 2002 Entry Draft.

CONTRACT STATUS: THROUGH 2010-11 SEASON



LOUI

LW • 6-1 • 190 • Shoots Left
July 17, 1985 • Goteborg, Sweden

ERIKSSON 21

2008-09: Led the team in goals (36), plus/minus (+14) and takeaways (80), and was second in points (63)... Among NHL leaders, ranked second in shooting percentage (20.2%), tied for seventh in even-strength goals (28) and tied for 12th in goals... More than doubled his previous career bests of 14 goals and 31 points, both set in 2007-08... Became the 10th player in Dallas Stars history, and the 27th in franchise history, to record a 30-goal season... Scored the most goals by a Star since Brett Hull notched 39 in 2000-01... Was one of just two Stars to skate in all 82 games (also Ribeiro)... Scored five consecutive goals over two games (Dec. 16-18), matching a franchise record (Danny Grant over three games, Nov. 7-13, 1973)... Recorded his first career NHL hat trick on Dec. 18 vs. Columbus... Was named the NHL's First Star of the Week on Dec. 22... Posted a career-long six-game point streak (4-4-8) from Nov. 22-Dec. 2... Notched his 100th career NHL point on Mar. 6 vs. Anaheim... Earned a career-high three assists on Mar. 14 vs. Minnesota... Had 15 multiple-point games (Dallas went 12-1-2 in those games)... Won a bronze medal with Team Sweden at the 2009 World Championships in Switzerland, scoring seven points (3 goals, 4 assists) in nine games... Tied for third on Team Sweden in goals, and tied for fifth in points and assists.

CAREER HIGHLIGHTS: In **2007-08**, played in 69 games with Dallas, scoring 14 goals and 17 assists for 31 points... Ranked third on the Stars in takeaways (58)... Scored two goals on Feb. 23 at Nashville, and followed that up with two more in his next game at St. Louis on Feb. 26... Also scored two goals on Mar. 29 at LA... Had a career-high four-game goal streak from Feb. 22-28 (6 goals in that span)... Played in all 18 Stars playoff games, scoring four goals and four assists (tied-for-sixth in scoring)... Three of his goals came in the first round vs. Anaheim... Signed a two-year contract extension on June 27, 2008... In **2006-07**, played his first NHL season with the Stars... Scored his first NHL goal in his NHL debut on Oct. 4 at Colorado to become the third player since the team

moved to Texas to score a goal in his first NHL game (also Mike Kennedy, Jarkko Varvio)... Notched his first career NHL assist on Nov. 29 at Chicago... In **2005-06**, played the first professional season of his career with the Iowa Stars during their inaugural season in the American Hockey League... In 78 games with Iowa, collected 31 goals and 29 assists for 60 points and 27 penalty minutes... Led the team in goals, power play goals (12) and plus/minus (+20)... Was second in points... Led the AHL with nine game-opening goals... Was named Iowa Stars Rookie of the Year... Notched a franchise-high eight-game point streak, Mar. 25 - Apr. 8... Appeared in 64 straight games... Was named the AHL Rookie of the Month for March, registering six goals and 11 assists for 17 points with a +15 rating in 14 contests... During the playoffs, tied for the team lead with seven points (2-5-7) in seven games.

INTERNATIONAL CAREER: In **2004-05**, appeared in 39 games with Vastra Frolunda and tallied five goals and nine assists for 14 points, as the Indians won the Swedish Elite League... Also was a member of Team Sweden at the 2005 World Junior Championships, posting two goals and three assists... In **2003-04**, played in 46 games with Vastra Frolunda and collected eight goals and five assists for 13 points... Named Elitserien Rookie of the Year... Was a member of the 2004 Swedish Team at the World Juniors... At the 2003 Under-18 World Championships, he led Team Sweden with seven points (5-2-7).

PERSONAL: He and his wife, Micaela, welcomed their first child, Elle, on Aug. 25, 2009... Lists Braveheart as his favorite movie... Likes all different kinds of music... Lists steak and potatoes as his favorite meal... Says his favorite city in the NHL is New York, while Vancouver's GM Place is his favorite arena... Lists Italy is his favorite vacation spot... Lists his first NHL goal as his most memorable moment in hockey so far... Likes to play golf... Favorite non-hockey team is Liverpool FC.

CONTRACT STATUS: THROUGH 2009-10 SEASON

ERIKSSON vs. NHL

2008-2009					CAREER					2008-2009					CAREER					
GP	G	A	PTS	PIM	GP	G	A	PTS	PIM	GP	G	A	PTS	PIM	GP	G	A	PTS	PIM	
6	3	0	3	2	18	4	1	5	6	2	2	0	2	0	N.J.	3	2	0	2	0
1	0	0	0	0	2	0	0	0	0	1	2	0	2	0	NYI	2	2	0	2	0
1	0	0	0	0	1	0	0	0	0	2	0	0	0	2	NYR	4	1	0	1	2
1	0	0	0	0	2	0	0	0	0	1	1	0	1	0	OTT	1	1	0	1	0
4	1	2	3	2	10	1	6	7	4	1	0	1	1	0	PHI	3	0	1	1	6
1	0	1	1	0	2	0	1	1	0	6	5	0	5	2	PHX	17	7	5	12	4
4	1	1	2	0	11	3	3	6	0	1	1	0	1	0	PIT	3	1	0	1	0
4	2	2	4	0	12	4	4	8	4	6	3	1	4	0	S.J.	18	3	6	9	4
4	5	2	7	0	12	5	2	7	4	4	2	0	2	0	STL	10	4	2	6	2
-	-	-	-	-	-	-	-	-	-	1	1	0	1	0	T.B.	2	1	0	1	2
4	2	1	3	0	11	3	3	6	2	1	0	0	0	0	TOR	2	0	0	0	2
4	0	2	2	2	11	1	3	4	4	4	1	2	3	2	VAN	10	2	4	6	4
2	0	2	2	0	3	0	2	2	0	1	1	1	2	0	WSH	2	1	1	2	0
6	1	3	4	2	14	4	5	9	4	82	36	27	63	14	TOTAL	210	56	57	113	60
4	1	6	7	0	12	3	7	10	6						HOME	106	21	24	45	26
1	1	0	1	0	2	1	0	1	0	41	16	13	29	4	AWAY	104	35	33	68	34
4	0	0	0	0	10	2	1	3	0	41	20	14	34	10						

Season	Club	League	REGULAR SEASON					PLAYOFFS				
			GP	G	A	PTS	PIM	GP	G	A	PTS	PIM
2000-01	V. Frolunda	Swe-U18	9	5	3	8	4	-	-	-	-	-
	V. Frolunda	Swe-U18	1	0	0	0	0	-	-	-	-	-
2001-02	V. Frolunda	Swe-U18	1	1	0	1	0	-	-	-	-	-
	V. Frolunda	Swe-Jr.	35	7	15	22	2	8	2	3	5	2
2002-03	V. Frolunda	Swe-Jr.	30	16	15	31	10	8	4	6	10	4
2003-04	V. Frolunda	Sweden	46	8	5	13	4	10	1	5	6	0
2004-05	Frolunda	Sweden	39	5	9	14	4	12	0	0	0	0
2005-06	Iowa	AHL	78	31	29	60	27	7	2	5	7	0
2006-07	Dallas	NHL	59	6	13	19	18	4	0	1	1	0
	Iowa	AHL	15	5	3	8	13	9	2	5	7	0
2007-08	Dallas	NHL	69	14	17	31	28	18	4	4	8	8
	Iowa	AHL	2	1	2	3	2	-	-	-	-	-
2008-09	Dallas	NHL	82	36	27	63	14	-	-	-	-	-
STARS/NHL TOTALS			210	56	57	113	60	22	4	5	9	8

CAREER TRANSACTIONS: Dallas' second-round selection (No. 33 overall) in the 2003 Entry Draft.

CAREER HIGHLIGHTS

MOST GOALS, GAME: 3, Dec. 18, 2008 vs. CBJ
MOST ASSISTS, GAME: 3, Mar. 14, 2009 vs. MIN
MOST POINTS, GAME:
 3, three times, last Mar. 14, 2009 vs. MIN (0-3-3)
MOST PIM, GAME:
 4, three times, last Dec. 26, 2007 at CGY
MOST SHOTS, GAME:
 8, Jan. 10, 2009 at PHX

LONGEST GOAL STREAK:
 4 games, Feb. 22-28, 2008 (6 goals)
LONGEST ASSIST STREAK:
 4 games, Feb. 13-19, 2009 (2-4-6)
LONGEST POINT STREAK:
 6 games, Nov. 22- Dec. 2, 2008 (4-4-8)
FIRST NHL GAME: Oct. 4, 2006 at COL
FIRST NHL GOAL: Oct. 4, 2006 at COL
FIRST NHL POINT: Oct. 4, 2006 at COL



MARK

D • 6-2 • 232 • Shoots Left
June 1, 1986 • Edmonton, AB

FISTRIC 28

2008-09: Skated in 36 games with Dallas, earning a career-best four assists (0-4-4) with 42 penalty minutes... Had a career-high 14 PIM on Feb. 19 vs. Edmonton... Despite appearing in fewer than half the club's games, ranked seventh in blocked shots (44) and eighth in hits (114)... Averaged 3.2 hits per game for the season, and 3.9 per game in his final 21 contests... Credited with a career-high eight hits on Mar. 26 vs. Los Angeles... Appeared in 35 games with Manitoba (AHL), recording eight helpers and 26 penalty minutes... Also skated in 22 AHL Playoff games with Manitoba, earning seven points (2 goals, 5 assists) and 26 PIM as the Moose won the Western Conference before losing to Hershey in the Calder Cup Final... He was second among Moose defensemen in playoff points, and tied for second in playoff assists.

CAREER HIGHLIGHTS: Saw his first NHL action in **2007-08**, making his NHL debut on Dec. 23 vs. Montreal after being recalled from Iowa (AHL)... Appeared in 37 NHL games with Dallas, earning two assists with 24 penalty minutes... Earned his first NHL point with an assist on Jan. 2 at Detroit... Played 30 games with Iowa, posting five points (1-4-5) with 48 penalty minutes... Appeared in nine playoff games for Dallas, going scoreless with six penalty minutes... Made his NHL playoff debut in Game Four of the first round vs. Anaheim on Apr. 17, logging 14:39 minutes... Averaged 14:50 in the playoffs (after averaging 12:44 in the regular season)... In **2006-07**, played in 80 games for Iowa in his first professional hockey season... Ranked third among team defensemen in assists

with 22... Appeared in all 12 playoff games for Iowa, going scoreless.

AMATEUR CAREER: Played the **2005-06** season with the Vancouver Giants (WHL), scoring 29 points (7-22-29) in 60 games with 148 penalty minutes... In 18 playoff games with the WHL Champion Giants, collected 10 points (1-9-10) and 30 penalty minutes... In five seasons with Vancouver from 2001-06, posted 11 goals and 47 assists for 58 points with 453 penalty minutes... Appeared in just 15 games in **2004-05** after suffering a broken jaw twice... Was awarded the Pat Quinn Defenseman of the Year award by the Vancouver Giants as top defenseman in **2003-04**... Played for Team Canada at the U-18 World Cup in 2003, as well as Team Alberta's Gold Medal Winning team at the 2003 Canada Winter Games.

PERSONAL: Hometown: Edmonton, Alberta... Favorite sports team (non-hockey) is the Edmonton Eskimos of the CFL... Scott Stevens was his favorite athlete growing up... Lists his parents as the people who had the biggest influence on his hockey career... Lists Wedding Crashers as his favorite movie... 3 Doors Down is his favorite musical artist... Enjoys golf, movies and playing video games on Nintendo Wii and PlayStation 3 (Tiger Woods Golf and Mario Kart are favorites)... Thinks he might have made a good firefighter... For most memorable hockey moments so far, lists winning the Western Hockey League championship with the Vancouver Giants and playing in his first NHL game with the Stars vs. Montreal.

Season	Club	REGULAR SEASON						PLAYOFFS					
		League	GP	G	A	PTS	PIM	GP	G	A	PTS	PIM	
2001-02	Vancouver	WHL	4	0	2	2	0	-	-	-	-	-	
2002-03	Vancouver	WHL	63	2	7	9	81	4	0	0	0	8	
2003-04	Vancouver	WHL	72	1	11	12	192	11	0	2	2	10	
2004-05	Vancouver	WHL	15	1	5	6	32	6	1	1	2	16	
2005-06	Vancouver	WHL	60	7	22	29	148	18	1	9	10	30	
2006-07	Iowa	AHL	80	2	22	24	83	12	0	0	0	16	
2007-08	Dallas	NHL	37	0	2	2	24	9	0	0	0	6	
	Iowa	AHL	30	1	4	5	48	-	-	-	-	-	
2008-09	Dallas	NHL	36	0	4	4	42	-	-	-	-	-	
	Manitoba	AHL	35	0	8	8	26	22	2	5	7	26	
STARS/NHL TOTALS				73	0	6	6	66	9	0	0	0	6

CAREER TRANSACTIONS: Dallas' first-round selection (No. 28 overall) in the 2004 Entry Draft.

DID YOU KNOW?

In 36 games with the Stars last season, Mark Fistic registered 114 hits, 44 blocked shots and 13 takeaways.

FISTRIC vs. NHL

2008-2009						CAREER						2008-2009						CAREER					
GP	G	A	PTS	PIM		GP	G	A	PTS	PIM		GP	G	A	PTS	PIM		GP	G	A	PTS	PIM	
3	0	0	0	2	ANA	6	0	0	0	2		1	0	0	0	0	N.J.	1	0	0	0	0	
-	-	-	-	-	ATL	-	-	-	-	-		1	0	0	0	2	NYI	1	0	0	0	2	
1	0	0	0	0	BOS	1	0	0	0	0		1	0	0	0	0	NYR	1	0	0	0	0	
-	-	-	-	-	BUF	1	0	0	0	2		-	-	-	-	-	OTT	-	-	-	-	-	
1	0	0	0	2	CGY	3	0	0	0	4		-	-	-	-	-	PHI	-	-	-	-	-	
1	0	0	0	2	CAR	1	0	0	0	2		-	-	-	-	-	PHX	4	0	0	0	4	
3	0	0	0	0	CHI	4	0	0	0	0		1	0	0	0	2	PIT	1	0	0	0	2	
1	0	1	1	0	COL	3	0	1	1	2		3	0	0	0	2	S.J.	5	0	0	0	2	
2	0	0	0	0	CBJ	4	0	0	0	0		4	0	0	0	4	STL	7	0	0	0	6	
-	-	-	-	-	DAL	-	-	-	-	-		-	-	-	-	-	T.B.	-	-	-	-	-	
-	-	-	-	-	DET	3	0	1	1	0		-	-	-	-	-	TOR	-	-	-	-	-	
1	0	0	0	14	EDM	3	0	0	0	16		2	0	1	1	4	VAN	5	0	1	1	6	
1	0	0	0	0	FLA	1	0	0	0	0		1	0	0	0	0	WSH	1	0	0	0	0	
2	0	1	1	2	L.A.	5	0	2	2	2		36	0	4	4	42	TOTAL	73	0	6	6	66	
3	0	1	1	2	MIN	6	0	1	1	6													
1	0	0	0	2	MTL	2	0	0	0	2		17	0	2	2	30	HOME	38	0	3	3	42	
2	0	0	0	2	NSH	4	0	0	0	6		19	0	2	2	12	AWAY	35	0	3	3	24	

CONTRACT STATUS: THROUGH 2011-12 SEASON

CAREER HIGHLIGHTS

MOST ASSISTS, GAME:

1, six times, last on Apr. 9, 2009 at COL

MOST POINTS, GAME:

1, six times, last on Apr. 9, 2009 at COL (0-1-1)

MOST PIM, GAME:

14, Feb. 19, 2009 vs. EDM

MOST SHOTS, GAME:

6, Feb. 26, 2009 vs. STL

FIRST NHL GAME: Dec. 23, 2007 vs. MTL

FIRST NHL POINT: Jan. 2, 2008 at DET



NICKLAS

D • 6-3 • 214 • Shoots Left
Jan. 22, 1985 • Stockholm, Sweden

GROSSMAN

2008-09: Appeared in 81 games, setting new career highs in goals (2), assists (10) and points (12)... Ranked second on the team in blocked shots (100) and fourth in hits (178)... Skated in his 100th career NHL game on Dec. 16 vs. Phoenix... Scored his first career regular-season NHL goal on Jan. 12 vs. Detroit... Earned a career-best +3 rating on Feb. 8 vs. Nashville... Netted his first career game-winner on Mar. 14 vs. Minnesota, an overtime tally... Tied his career-high with a two-game assist/point streak on three occasions, most recently from Mar. 21-24... Earned a bronze medal with Team Sweden at the 2009 World Championships in Switzerland, posting an assist and four PIM in nine games.

CAREER HIGHLIGHTS: Spent most of the **2007-08** season with Dallas, appearing in a then career-high 62 games with seven assists... Ranked fourth on the team in plus/minus (+10)... Posted his first career NHL point with an assist on Dec. 3 at Columbus... Had assists in back-to-back games on Feb. 17 vs. Detroit and Feb. 20 vs. Calgary... Appeared in all 18 playoff games for the Stars, scoring 1-1-2 points... Scored his first-ever goal at the NHL level in Game Three of the Western Conference Finals vs. Detroit on May 12... Spent most of the **2006-07** season with the Iowa Stars in his second professional season... In 67 games with Iowa, posted 10 points (2-8-10)

with a team-leading +7 rating and 40 penalty minutes... In eight playoff games, was scoreless with 10 penalty minutes... Made his NHL debut on Dec. 2 vs. Minnesota... The Stars finished the season 7-0-1 when he was in the lineup... In **2005-06**, played in his first professional season with Iowa, notching five points (2-3-5) with 49 penalty minutes in 61 games... Also played in all seven post-season games with Iowa, recording one helper and four penalty minutes

AMATEUR CAREER: Played the **2004-05** season with Sodertalje of the Swedish Elite League and appeared in 31 games with them, tallying two assists with 14 penalty minutes... Was scoreless in nine playoff outings... Played for Team Sweden at the 2005 World Junior Championships.

PERSONAL: Hometown: Stockholm... His first job was working in a supermarket... Other than hockey, his favorite sport is soccer... Lists his favorite movie as *The Bourne Ultimatum*... His most memorable hockey moment was playing at the World Juniors for Team Sweden in 2005... His favorite thing about Dallas is "how friendly everybody is"... Says the greatest sports event he has seen was the 2007 Super Bowl between Indianapolis and Chicago.

Season	Club	REGULAR SEASON						PLAYOFFS				
		League	GP	G	A	PTS	PIM	GP	G	A	PTS	PIM
2002-03	Sodertalje Jr.	Sweden	34	1	1	2	32	-	-	-	-	-
2003-04	Sodertalje Jr.	Sweden	33	1	2	3	32	2	0	0	0	0
	Sodertalje	Sweden	1	0	0	0	0	-	-	-	-	-
2004-05	Sodertalje Jr.	Sweden	12	3	6	9	8	-	-	-	-	-
	Sodertalje	Sweden	31	0	2	2	14	9	0	0	0	0
2005-06	Iowa	AHL	61	2	3	5	49	7	0	1	1	4
2006-07	Dallas	NHL	8	0	0	0	4	-	-	-	-	-
	Iowa	AHL	67	2	8	10	40	8	0	0	0	10
2007-08	Dallas	NHL	62	0	7	7	22	18	1	1	2	6
	Iowa	AHL	10	0	0	0	10	-	-	-	-	-
2008-09	Dallas	NHL	81	2	10	12	51	-	-	-	-	-

STARS/NHL TOTALS 151 2 17 19 77 18 1 1 2 6

CAREER TRANSACTIONS: Dallas' second-round selection (No. 56 overall) in the 2004 Entry Draft.

DID YOU KNOW?

Nicklas Grossman scored his first two NHL goals against the Detroit Red Wings. The first came in Game Three of the 2008 Western Conference finals against Detroit on May 12, 2008.

GROSSMAN vs. NHL

2008-2009						CAREER						2008-2009						CAREER					
GP	G	A	PTS	PIM		GP	G	A	PTS	PIM		GP	G	A	PTS	PIM		GP	G	A	PTS	PIM	
6	0	0	0	4	ANA	13	0	1	1	8		2	0	0	0	2	N.J.	3	0	0	0	2	
1	0	0	0	0	ATL	1	0	0	0	0		1	0	0	0	0	NYI	2	0	0	0	0	
1	0	0	0	0	BOS	1	0	0	0	0		2	0	0	0	4	NYR	3	0	0	0	0	
1	0	1	1	0	BUF	2	0	1	1	0		-	-	-	-	-	OTT	1	0	0	0	0	
4	0	1	1	2	CGY	8	0	2	2	2		1	0	0	0	0	PHI	2	0	0	0	0	
1	0	1	1	2	CAR	1	0	1	1	2		6	0	0	0	0	PHX	11	0	0	0	2	
4	0	0	0	0	CHI	7	0	0	0	2		1	0	0	0	0	PIT	2	0	0	0	2	
4	0	0	0	9	COL	7	0	0	0	11		6	0	1	1	6	S.J.	12	0	1	1	8	
4	0	1	1	0	CBJ	8	0	3	3	0		4	0	0	0	2	STL	7	0	1	1	2	
-	-	-	-	-	DAL	-	-	-	-	-		1	0	0	0	0	T.B.	1	0	0	0	0	
4	1	0	1	8	DET	8	1	1	2	8		1	0	1	1	0	TOR	2	0	1	1	0	
4	0	0	0	8	EDM	8	0	0	0	10		4	0	1	1	0	VAN	8	0	1	1	0	
2	0	1	1	0	FLA	2	0	1	1	0		1	0	0	0	0	WSH	1	0	0	0	0	
6	0	0	0	2	L.A.	11	0	0	0	2		81	2	10	12	51	TOTAL	151	2	17	19	77	
4	1	0	1	2	MIN	10	1	1	2	8													
1	0	0	0	0	MTL	2	0	0	0	0		41	2	6	8	25	HOME	79	2	11	13	37	
4	0	2	2	0	NSH	7	0	2	2	4		40	0	4	4	26	AWAY	72	0	6	6	40	

CONTRACT STATUS: THROUGH 2009-10 SEASON

CAREER HIGHLIGHTS

MOST GOALS, GAME:

1, twice, last Mar. 14, 2009 vs. MIN

MOST ASSISTS, GAME:

1, 17 times, last Mar. 28, 2009 vs. FLA

MOST POINTS, GAME:

1, 19 times, last Mar. 28, 2009 vs. FLA (0-1-1)

MOST PIM, GAME:

7, Oct. 18, 2008 vs. COL

MOST SHOTS, GAME:

3, Jan. 17, 2009 vs. LA

LONGEST ASSIST STREAK:

2 games, twice, last Mar. 21-24, 2009 (0-2-2)

LONGEST POINT STREAK:

2 games, four times, last Mar. 21-24, 2009 (0-2-2)

FIRST NHL GAME: Dec. 2, 2006 vs. MIN

FIRST NHL GOAL: Jan. 12, 2009 vs. DET

FIRST NHL POINT: Dec. 3, 2008 at CBJ



ANDREW | D • 6-2 • 206 • Shoots Right
Mar. 24, 1980 • Evanston, IL

HUTCHINSON 27

2008-09: Skated in 38 games with Dallas, posting two goals and three assists for five points with 12 penalty minutes... Skated in his 100th career NHL game on Dec. 5 vs. Colorado... Netted his first goal as a Star on Jan. 31 at Columbus... Dallas went 4-0-1 when he recorded a point, including 3-0-0 when he collected an assist.

CAREER HIGHLIGHTS: In **2007-08**, played in 67 games with Hartford (AHL) and served as the team's captain ... Recorded 18 goals, 64 points and 13 power play goals, leading all Wolfpack defensemen... Was second on the team in assists, plus-minus (+28) and PPG, third in points and was tied for fifth in goals... Led all AHL defensemen in points and assists, and also ranked third in goals... Named the winner of the Eddie Shore Award as the AHL's most outstanding defenseman and was named to the AHL First All-Star Team... Set franchise defenseman records for goals and points in a season and tied the mark for assists... Became the first defenseman in franchise history to record a hat trick on 2/8 and had the first 5-point game in team history 2/29... Played in five postseason games and recorded two goals with four points... In **2006-07**, skated in 41 games with Carolina, recording three goals and 11 assists, along with 30 PIM ... Established career

highs in games played (41), assists (11), points (14) and PIM (30) ... Led all Hurricanes' defensemen in power-play points (8) and assists (6), was also tied for third among team defensemen in points with 14... Represented the United States at the 2007 World Championships in Russia, tallying three goals and an assist while playing in all 7 games... In **2005-06**, played in 36 games with Carolina, recording three goals and eight assists... Won the Stanley Cup with Carolina... In **2004-05**, scored 10 goals and recorded 35 assists in 76 games for Milwaukee (AHL)... Ranked second among Admirals defensemen in scoring with 45 points... In **2003-04**, was tied for second among Nashville rookies with 8 points (4-4-8) while playing in 18 games... Scored his first NHL goal on 1/8 vs. COL (Aebischer)... Played in his first NHL game 10/17 vs. CBJ... Was named to the AHL PlanetUSA All-Stars... Led Admirals defensemen in postseason goals (5), assists (11) and points (16) as Milwaukee won the Calder Cup Championship... In **2002-03**, skated in his first professional season, splitting time between Milwaukee (AHL) and Toledo (ECHL)... Led all Milwaukee defensemen in goals (9), multi-point games (7) and power-play goals (4)... **2001-02:** Played in five games in his professional debut with Milwaukee (AHL) after completing his senior year at Michigan State.

CONTRACT STATUS: THROUGH 2009-10 SEASON

CAREER HIGHLIGHTS

MOST GOALS, GAME:

1, 12 times, last Mar. 30, 2009 at PHX

MOST ASSISTS, GAME:

2, 5 times, last Jan. 20, 2007 vs. TB

MOST POINTS, GAME:

2, 7 times, last Jan. 20, 2007 vs. TB (0-2-2)

MOST PIM, GAME:

4, 3 times, last Jan. 26, 2007 vs. WSH

MOST SHOTS, GAME:

5, Mar. 31, 2009 at LA

LONGEST ASSIST STREAK:

2 games, twice, last Jan. 20-26, 2007 (0-3-3)

LONGEST POINT STREAK:

2 games, 3 times, last Jan. 20-26, 2007 (0-3-3)

FIRST NHL GAME: Oct. 17, 2003 vs. CBJ

FIRST NHL GOAL: Jan. 8, 2004 vs. COL

FIRST NHL POINT: Dec. 18, 2003 vs. COL

AMATEUR CAREER: Played four seasons at Michigan State (CCHA), totaling 19 goals and 59 assists in 160 games... Was named a Second-Team All-American in 2002, and was a two-time selection to the CCHA Second All-Star Team (2001, 2002)... Was named CCHA's best defenseman in 2000-01 and led the team in shots with 125, ranked third on the team with a plus-17 rating and was a CCHA Second Team All-Conference selection... Was named the CCHA Rookie of the Week twice and led all Michigan State rookies with 12 assists.

PERSONAL: Born: Evanston, IL...Considers his favorite band to be Pearl Jam...Lists 24 as his favorite TV show...His favorite non-hockey sports team is the Detroit Tigers...His favorite meal is steak...Resides with wife, Andrea and their son, Cole (3) and daughter, Avery (1).

HUTCHINSON vs. NHL

2008-2009						CAREER						2008-2009						CAREER								
GP	G	A	PTS	PIM		GP	G	A	PTS	PIM	GP	G	A	PTS	PIM	GP	G	A	PTS	PIM	GP	G	A	PTS	PIM	
2	0	0	0	0	ANA	4	0	0	0	2	1	0	0	0	2	N.J.	3	0	0	0	2	3	0	0	0	2
1	0	0	0	0	ATL	12	2	1	3	8	-	-	-	-	-	NYI	7	0	2	2	4	7	0	2	2	4
-	-	-	-	-	BOS	-	-	-	-	-	1	0	1	1	0	NYR	4	1	1	2	0	4	1	1	2	0
1	0	0	0	0	BUF	4	0	1	1	0	1	0	0	0	0	OTT	3	0	0	0	0	3	0	0	0	0
3	0	0	0	0	CGY	3	0	0	0	0	-	-	-	-	-	PHI	5	0	1	1	0	5	0	1	1	0
-	-	-	-	-	CAR	-	-	-	-	-	5	1	0	1	6	PHX	8	2	1	3	6	8	2	1	3	6
-	-	-	-	-	CHI	3	0	0	0	0	-	-	-	-	-	PIT	5	2	1	3	4	5	2	1	3	4
4	0	0	0	2	COL	5	1	0	1	2	1	0	0	0	0	S.J.	2	0	0	0	0	2	0	0	0	0
1	1	0	1	0	CBJ	3	1	0	1	2	1	0	0	0	0	STL	3	0	0	0	2	3	0	0	0	2
-	-	-	-	-	DAL	1	0	2	2	0	1	0	0	0	0	T.B.	10	1	3	4	8	10	1	3	4	8
4	0	1	1	0	DET	6	0	1	1	2	1	0	1	1	0	TOR	4	0	3	3	0	4	0	3	3	0
2	0	0	0	0	EDM	4	0	0	0	0	2	0	0	0	0	VAN	4	0	0	0	2	4	0	0	0	2
2	0	0	0	0	FLA	9	1	3	4	6	-	-	-	-	-	WSH	8	0	3	3	8	8	0	3	3	8
2	0	0	0	0	L.A.	3	0	0	0	0	40	2	3	5	12	TOTAL	135	12	26	38	64	135	12	26	38	64
2	0	0	0	0	MIN	4	0	1	1	0	-	-	-	-	-	HOME	68	7	14	21	36	68	7	14	21	36
-	-	-	-	-	MTL	5	0	2	2	2	19	0	2	2	6	AWAY	67	5	12	17	28	19	0	2	2	6
2	0	0	0	2	NSH	3	1	0	1	4	21	2	1	3	6							21	2	1	3	6

Season	Club	REGULAR SEASON					PLAYOFFS					
		League	GP	G	A	PTS	PIM	GP	G	A	PTS	PIM
1998-99	Michigan State	CCHA	37	3	12	15	26	-	-	-	-	-
1999-00	Michigan State	CCHA	42	5	12	17	64	-	-	-	-	-
2000-01	Michigan State	CCHA	42	5	19	24	46	-	-	-	-	-
2001-02	Michigan State	CCHA	39	6	16	22	24	-	-	-	-	-
	Milwaukee	AHL	5	0	1	1	0	-	-	-	-	-
2002-03	Milwaukee	AHL	63	9	17	26	40	3	1	0	1	0
	Toledo	ECHL	10	2	5	7	4	-	-	-	-	-
2003-04	Nashville	NHL	18	4	4	8	4	-	-	-	-	-
	Milwaukee	AHL	46	12	12	24	39	22	5	11	16	33
2004-05	Milwaukee	AHL	76	10	35	45	79	7	1	3	4	8
2005-06	Carolina	NHL	36	3	8	11	18	-	-	-	-	-
2006-07	Carolina	NHL	41	3	11	14	30	-	-	-	-	-
2007-08	Hartford	AHL	67	18	46	64	66	5	2	2	4	4
2008-09	Tampa Bay	NHL	2	0	0	0	0	-	-	-	-	-
	Norfolk	AHL	20	1	12	13	14	-	-	-	-	-
	Dallas	NHL	38	2	3	5	12	-	-	-	-	-
STARS TOTALS			38	2	3	5	12	-	-	-	-	-
NHL TOTALS			135	12	26	38	64	-	-	-	-	-

CAREER TRANSACTIONS: Acquired by Dallas from Tampa Bay for Lauri Tukonen on Nov. 30, 2008... Signed as a free agent by Tampa Bay on July 9, 2008... Acquired by Carolina from NYR with Joe Barnes and Carolina's 2008 third-round pick for Matt Cullen on July 17, 2007... Acquired by Carolina from Nashville for 2005 third-round pick on July 29, 2005.

HUTCHINSON



DAN |

D • 6-3 • 218 • Shoots Left
June 15, 1981 • Windsor, ON

JANCEVSKI

2008-09: Went scoreless in three games with Dallas, making his season debut on Mar. 30 at Phoenix... Skated in 76 games with Hamilton (AHL), earning 28 points (1 goal, 27 assists) and 76 penalty minutes... Placed second among Bulldogs defensemen in assists, and third in points... Sixth on the team overall in assists... Added three helpers and six PIM in six Calder Cup Playoff games.

CAREER HIGHLIGHTS: In **2007-08**, split time between the Stars and the Tampa Bay Lightning organizations, including 70 games at the AHL level, scoring seven goals and 23 assists for 30 points with 88 penalty minutes... Appeared in four NHL games (two with Dallas, two with Tampa Bay), going scoreless... In **2006-07**, played with Hamilton (AHL), appearing in 80 games (7-24-31 points) with 87 penalty minutes... Tied for Hamilton's top-scoring defenseman with 31 points... Appeared in 22 playoff games (3-11-14 pts), winning the Calder Cup with Hamilton... In **2005-06**, made his NHL debut on Feb. 4 with the Dallas Stars... Served as the Iowa (AHL) captain during the team's inaugural season... Led Iowa defensemen with 38 points, the highest total of his career... At the time of his recall to Dallas, had the longest consecutive-games-played streak

in the AHL at 257 games... In **2004-05**, he was one of only two players to appear in all 80 games for Hamilton... In **2003-04**, appeared in all 80 games for Utah (AHL), notching 22 points... In **2002-03**, Set his career-high for penalty minutes (172) with Utah, appearing in 76 games... In **2001-02**, Made his professional debut with Utah, appearing in 77 games and scoring 13 points.

AMATEUR CAREER: Played two full seasons with the London Knights (OHL) and split a third season between London and Sudbury... Racked up 420 penalty minutes in 197 games, along with 81 total points.

PERSONAL: He and wife, Elissa, had their first child, daughter Sienna, on March 2, 2008... Hometown is Windsor, where the family spends their summers... Lists 300 and Troy among his favorite movies... Is a fan of the group Audioslave... Favorite food is pizza (pepperoni, mushrooms and garlic)... Is a big fan of the Detroit Tigers... Says Maui is his favorite vacation spot... His first job was as a soccer referee... His first car was a Ford Tempo... Lists winning the Calder Cup in 2007 his most memorable hockey moment.

CONTRACT STATUS: THROUGH 2009-10 SEASON

Season	Club	REGULAR SEASON						PLAYOFFS				
		League	GP	G	A	PTS	PIM	GP	G	A	PTS	PIM
1998-99	London	OHL	68	2	12	14	145	25	1	7	8	24
1999-00	London	OHL	59	8	15	23	138	-	-	-	-	-
2000-01	London	OHL	39	4	23	27	95	-	-	-	-	-
	Sudbury	OHL	31	3	14	17	42	12	0	9	9	17
2001-02	Utah	AHL	77	0	13	13	147	5	0	0	0	4
2002-03	Utah	AHL	76	1	10	11	172	2	0	1	1	12
2003-04	Utah	AHL	80	5	17	22	171	-	-	-	-	-
2004-05	Hamilton	AHL	80	6	20	26	163	4	0	0	0	2
	Dallas	NHL	2	0	0	0	0	-	-	-	-	-
2006-07	Iowa	AHL	77	9	29	38	91	7	1	1	2	6
	Hamilton	AHL	80	7	24	31	87	22	3	11	14	16
2007-08	Tampa Bay	NHL	2	0	0	0	2	-	-	-	-	-
	Norfolk	AHL	37	4	16	20	52	-	-	-	-	-
	Dallas	NHL	2	0	0	0	0	-	-	-	-	-
	Iowa	AHL	33	3	7	10	36	-	-	-	-	-
2008-09	Dallas	NHL	3	0	0	0	0	-	-	-	-	-
	Hamilton	AHL	76	1	27	28	76	6	0	3	3	6
STARS TOTALS			7	0	0	0	0	-	-	-	-	-
NHL TOTALS			9	0	0	0	2	-	-	-	-	-

CAREER TRANSACTIONS: Dallas' second-round selection (No. 66 overall) in the 1999 Draft. Signed as free agent by Montreal on July 13, 2006. Signed as free agent by Tampa Bay July 6, 2007. Traded by Tampa Bay to Dallas for Junior Lessard on January 15, 2008.



JERE | RW • 6-0 • 192 • Shoots Right
 Born: June 24, 1973 • Espoo, Finland

LEHTINEN

26

2008-09: Skated in 48 games, notching eight goals and 16 assists... Had a career-best eight-game point streak from Jan. 21 – Feb. 8 (4-7-11), breaking his previous best streak of six, set twice, most recently Dec. 7-19, 2006 (7-2-9)... Skated in his 800th career game Feb. 23 vs. San Jose, becoming just the fifth Dallas Star to do so ... Dallas went 6-1-1 when he scored a goal, 9-3-1 when he had an assist, 4-0-0 when he had a multi-point game.

CAREER HIGHLIGHTS: Has won three Selke Trophies (best defensive forward) over his career ('98, '99, '03), tying former Stars teammate Guy Carbonneau for the second-most Selke awards in league history (Bob Gainey has four)... Has been nominated for the Selke a total of six times... Has notched seven 20-goal seasons over his career, only Modano (16) and Bellows (10) have more in team history... On Stars franchise all-time lists, ranks third in game-winning goals (37), fourth in games played (817), seventh in goals (239) and power play goals (76), and ninth in points (497). In **2007-08**, was limited to 48 games due to injury (sports hernia surgery – missed 33 games from Nov. 23-Jan. 29)... Moved into sole possession of 10th on the Stars' all-time points list with his 466th point on Feb. 28 vs. Chicago... Registered a career-high five-game assist streak (2-7-9) from Nov. 7-16... Played in 14 of the Stars' 18 playoff games (missing the last four due to an abdominal strain), scoring 4-4-8 points, including three power play goals... Played in his 100th career playoff game on April 20 vs. Anaheim... In **2006-07**, ranked first on team in goals (26), second in game-win-

ners (5), second in power play goals (11) and second in shots (194)... Had the third-highest goal total of his career... Collected his 400th career NHL point on Nov. 1 vs. St. Louis... Talled his 200th career NHL goal on Jan. 4 at Edmonton... Scored on his second career penalty shot on Jan. 28 at Anaheim... In **2005-06**, set a career-high in goals (33)... Recorded three straight game-winners, Nov. 13 - 18, and became only the third player in franchise history to accomplish that feat (also Pierre Turgeon from Nov. 13 - 17, 2002 and Wayne Connelly from Jan. 27 - 31, 1968)... Registered a career-high six-game goal scoring streak (7 goals), Dec. 7 - 19... Tied for the team lead in playoff goals (3) in five games... Did not play competitive hockey in **2004-05**... In **2003-04**, notched six multi-point games on the season, including one three-point contest on Dec. 22 at Carolina (2-1-3)... During the 2004 World Cup with silver-medal winning Finland, finished tied for second on the team in assists (3) and in points (4)... In **2002-03**, won his third Selke Trophy and set a new career-high in goals (31)... Among NHL leaders, ranked tied for fourth in game-tying goals (2) and fourth in plus/minus (+39)... Recorded his second career hat trick (also Jan. 17, 2001 vs. Nashville) with three goals on Jan. 7 vs. Los Angeles... Appeared in his 500th career NHL game on Mar. 15 at Edmonton... In **2001-02**, ranked tied for fourth in the NHL in game-tying goals (2) and tied for seventh in plus/minus (+27)... Was selected to play at the 2002 NHL All-Star Game, but missed the outing due to injury... In **2000-01**, tied for fourth on the team in goals (20) and was sixth in points (45)... Registered his

AWARDS & ACCOMPLISHMENTS

- SELKE TROPHY - 1998, 1999, 2003
- WINTER OLYMPICS - 1994, 1998, 2002, 2006
- STANLEY CUP CHAMPIONSHIP - 1999
- NHL ALL-STAR GAME - 1998



first career hat trick on Jan. 17 vs. Nashville on a career-high eight shots...His third goal was his 200th career NHL point...In **1999-00**, missed 30 games, Oct. 20-Dec. 29, with a fractured ankle... Appeared in eight games after returning from injury and then missed the next 35 contests, Jan. 20-Apr. 7, after aggravating his ankle injury...Missed the first 10 games of the playoffs, Apr. 12-May 7, with soreness in his ankle... In **1998-99**, won his second consecutive Selke Trophy as the NHL's best defensive forward...Was just the third player to capture the award in consecutive seasons, joining Gainey (1978-81) and Carbonneau (1988-89)...Tied for sixth in the NHL, and tied for first on the team in plus/minus with a career-high +29... Scored the first goal of the game in Game Six at Buffalo and assisted on Hull's Cup-winning goal...Won his first Selke Trophy in **1997-98**...Scored two goals on Oct. 7, at Buffalo, including his first career penalty shot (the game-winner)...In **1996-97**, finished third in the Selke Trophy voting...Named the Stars' Rookie of the Year in **1995-96**... Captured NHL Rookie of the Month honors for February, 1996 (13 gp, 4-12-16)...This included a four-point effort on Feb. 16 (0-4-4) which set personal bests for assists and points in a game...In **1994-95**, played with TPS in the Finnish League, scoring 19 goals and 23 assists for 42 points...Led the team to the Finnish League title...Scored 39 points (19-20-39) in 42 games for TPS in **1993-94**, leading the team to the Finnish League Finals.

INTERNATIONAL CAREER: Was the first Finn in history to have won both a Stanley Cup and a gold medal at the World Championships... Has skated for Finland at numerous international tournaments, including four Winter Olympic Games (1994 - bronze; 1998 - bronze; 2002; 2006 - silver); two World Cup of Hockey tournaments (1996; 2004 - silver); four World Championships (1992 - silver; 1994 - silver; 1995 - gold; 2007 - silver); and three World Junior Championships (1991, 1992, 1993)... Collected eight points (3 goals, 5 assists) at the 2006 Olympics... Tied for first on Team Finland at the 2002 Olympics in points (3) and tied for second in assists (2)... Tied for seventh overall in scoring at the 1998 Olympics with six points (4-2-6)... Led Team Finland to its first gold medal in the World Championships in 1995, and was named to the tournament All-Star team... Was Finland's leading scorer and fourth at the 1993 World Junior Championships, picking up 14 points (6-8-14) in seven games and receiving the Seiko Award for being one of the three best players on his team.

PERSONAL: Wife, Jaana...The couple has twin nine-year-old daughters, Anna and Sofia, and a five-year old son, Joel...Hobbies include golf and listening to music...Lists his first job as delivering newspapers... Loves heavy metal music and his favorite band is Slayer...His favorite movie is Silence of the Lambs... Looked up to his older brother, Rami, when he was growing up...Most memorable hockey moment is winning the Stanley Cup in 1999.

LEHTONEN vs. NHL

2008-2009					CAREER					2008-2009					CAREER						
GP	G	A	PTS	PIM	GP	G	A	PTS	PIM	GP	G	A	PTS	PIM	GP	G	A	PTS	PIM		
3	0	1	1	0	ANA	60	19	25	44	12	1	0	0	0	0	N.J.	13	2	2	4	6
1	1	0	1	0	ATL	8	2	1	3	0	-	-	-	-	-	NYI	14	4	5	9	2
-	-	-	-	-	BOS	14	6	2	8	0	1	1	2	3	0	NYR	12	3	7	10	2
1	0	1	1	0	BUF	15	8	5	13	8	1	0	0	0	0	OTT	15	3	4	7	2
3	1	0	1	0	CGY	40	14	11	25	6	-	-	-	-	-	PHI	13	3	7	10	2
-	-	-	-	-	CAR	14	6	2	8	2	4	0	0	0	0	PHX	64	13	21	34	10
2	0	0	0	0	CHI	40	16	14	30	18	1	0	0	0	0	PIT	14	2	3	5	4
2	0	1	1	0	COL	41	9	12	21	22	4	0	0	0	0	S.J.	61	18	13	31	16
2	0	1	1	0	CBJ	21	3	9	12	2	2	1	0	1	2	STL	42	13	9	22	20
-	-	-	-	-	DAL	-	-	-	-	-	1	0	0	0	0	T.B.	15	3	7	10	4
3	1	1	2	2	DET	41	14	7	21	10	1	0	2	2	0	TOR	21	4	13	17	0
2	1	1	2	2	EDM	38	15	15	30	8	4	0	1	1	0	VAN	44	10	11	21	12
2	0	1	1	0	FLA	18	4	10	14	4	-	-	-	-	-	WSH	13	5	6	11	0
5	2	2	4	2	L.A.	62	23	22	45	22	48	8	16	24	8	TOTAL	817	239	258	497	202
1	0	0	0	0	MIN	23	7	6	13	6	24	6	8	14	6	HOME	412	121	130	251	116
-	-	-	-	-	MTL	13	5	0	5	0	24	2	8	10	2	AWAY	405	118	128	246	86
1	0	2	2	0	NSH	28	5	9	14	2											



CAREER HIGHLIGHTS

MOST GOALS, GAME:

3, twice, last on Jan. 7, 2003 vs. L.A.

MOST ASSISTS, GAME:

4, Feb. 16, 1996 vs. EDM

MOST POINTS, GAME:

4, Feb. 16, 1996 vs. EDM (0-4-4)

MOST PIM, GAME:

4, 6 x, last on Feb. 4 at STL

MOST SHOTS, GAME:

8, Jan. 17, 2001 vs. NSH

GOAL SCORING STREAK:

6 games, Dec. 7 - 19, 2005 (6 goals)

ASSIST SCORING STREAK:

5 games, Nov. 7 - 16, 2007 (2-7-9)

POINT SCORING STREAK:

8 games, Jan. 21 - Feb. 8, 2009 (4-7-11)

GAMES PLAYED STREAK:

78 games, Nov. 10, 1997-Nov. 14, 1998

FIRST NHL GAME: Oct. 7, 1995 at WPG

FIRST NHL GOAL: Oct. 26, 1995 vs. ANA

FIRST NHL POINT: Oct. 7, 1995 at WPG

Season	Club	REGULAR SEASON					PLAYOFFS					
		League	GP	G	A	PTS	PIM	GP	G	A	PTS	PIM
1990-91	Espoo	Fin. 2	32	15	9	24	12	—	—	—	—	—
1991-92	Espoo	Fin. 2	43	32	17	49	6	—	—	—	—	—
1992-93	Espoo	Finland	45	13	14	27	6	—	—	—	—	—
1993-94	TPS Turku	Finland	42	19	20	39	6	11	11	2	13	2
	Finland	Olympics	8	3	0	3	0	—	—	—	—	—
1994-95	TPS Turku	Finland	39	19	23	42	33	13	8	6	14	4
1995-96	Dallas	NHL	57	6	22	28	16	—	—	—	—	—
	Michigan	IHL	1	1	0	1	0	—	—	—	—	—
1996-97	Dallas	NHL	63	16	27	43	2	7	2	2	4	0
1997-98	Dallas	NHL	72	23	19	42	20	12	3	5	8	2
	Finland	Olympics	6	4	2	6	2	—	—	—	—	—
1998-99	Dallas	NHL	74	20	32	52	18	23	10	3	13	2
1999-00	Dallas	NHL	17	3	5	8	0	13	1	5	6	2
2000-01	Dallas	NHL	74	20	25	45	24	10	1	0	1	2
2001-02	Dallas	NHL	73	25	24	49	14	—	—	—	—	—
	Finland	Olympics	4	1	2	3	2	—	—	—	—	—
2002-03	Dallas	NHL	80	31	17	48	20	12	3	2	5	0
2003-04	Dallas	NHL	58	13	13	26	20	5	0	0	0	0
	Finland	WCup	6	1	3	4	2	—	—	—	—	—
2004-05	Dallas	NHL	—	—	—	—	—	—	—	—	—	—
2005-06	Dallas	NHL	80	33	19	52	30	5	3	1	4	0
	Finland	Olympics	8	3	5	8	0	—	—	—	—	—
2006-07	Dallas	NHL	73	26	17	43	16	7	0	0	0	2
2007-08	Dallas	NHL	48	15	22	37	14	14	4	4	8	2
2008-09	Dallas	NHL	48	8	16	24	8	-	-	-	-	-
STARS/NHL TOTALS			817	239	258	497	202	108	27	22	49	12

CAREER TRANSACTIONS: Dallas' fourth-round selection (No. 88 overall) in the 1992 Entry Draft.

CONTRACT STATUS: THROUGH 2009-10 SEASON



MIKE | C • 6-3 • 210 • Shoots Left
Born: June 7, 1970 • Livonia, MI

MODANO

The highest-scoring American player in NHL history, Modano holds the mark for most goals and most points by a U.S.-born player...Entering the 2008-09 season, ranks among all-time leaders in NHL history: goals – 28th, assists – 31st, points – 29th, games – 30th, game-winning goals – 18th, OT goals – T-15th; Ranks among active NHL players: goals – 3rd (Shanahan, Selanne), assists – 2nd (Recchi), points – 3rd (Recchi, Shanahan), games – 4th (Shanahan, Recchi, Brind'Amour)...Is the Stars' all-time leader in games, goals, assists, points, game-winning goals (90), power play goals (153), and short-handed goals (29)... Has played in three Olympics for Team USA (1998, 2002, 2006), as well as the 1996 World Cup in which the USA won the title over Canada...Has played in the NHL All-Star Game seven times ('93, '98, '99, '00, '03, '04, '09)... Won the Stanley Cup with Dallas in 1999...Has topped 20+ goals in 16 different seasons, including nine campaigns with 30+ goals (had a career-high of 50 in 1993-94)...Has 12 seasons of 70+ points, including eight campaigns with 80+ points (Had career-highs of 93 points in both 1992-93 & 1993-94)...Was inducted into the Texas Sports Hall of Fame in March, 2008.

2008-09: Played in 80 games, his second-straight season with 80+ appearances and sixth in his career...Tied-for-second on the team in game-winning goals (4) and tied for fourth in points (46)...His 782nd career assist on Mar. 10 at St. Louis passed Brian Leetch for 2nd in all-time assists by a US-born player...Skated in a career-high 172 consecutive games before missing the Feb. 23 game vs. San Jose (flu)...

Became the 31st player in NHL history to reach 1,300 points on Nov. 30 vs. Edmonton with the game-winning goal... Made his 7th All-Star Game appearance in Montreal...Had 12 multi-point games, including two 3-pt games...Appeared in his 1,400th career NHL game in the season finale in Anaheim, a feat only done by 29 others in NHL history.

CAREER HIGHLIGHTS: In **2007-08**, played in 82 games in an 82-game schedule for the first time in his career...Led Dallas in takeaways (86) and was fourth in goals (21), assists (36), and points (57)...Tallied a franchise-best 16th 20-goal season...Became the all-time American points leader with two goals on Nov. 7 at San Jose. His second goal was a shorthanded tally that pushed him past Phil Housley for the all-time lead at 1,233 points...Had 15 multi-point games, including a three-assist effort at Chicago on Jan. 9...Appeared in 18 playoff games, ranking second in goals (5) and fourth in points (12). Had three game-winning goals in the playoffs, leading the Stars. Appeared in the Conference Finals for the fifth time in his career...In **2006-07**, posted 22 goals and 43 points in just 59 games and would have produced 31 goals and 60 points on that pace in an 82-game season...Ranked first on the team in game-winners (7), plus-minus (+9) and second in goals (22)...Became the 42nd player in NHL history to collect 1,200 career points on Nov. 24 vs. Los Angeles...Became the 39th player in NHL history with 500 goals on Mar. 13 vs. Philadelphia...Notched two goals on Mar. 17 at Nashville and became the all-time U.S. born goals leader (passing Joe

AWARDS | ACCOMPLISHMENTS

- NHL ALL-ROOKIE TEAM - 1990
- NHL SECOND ALL-STAR TEAM - 2000
- WINTER OLYMPICS - 1998, 2002, 2006
- STANLEY CUP CHAMPIONSHIP - 1999
- NHL ALL-STAR GAME - 1993, 1998, 1999
- 2000, 2003, 2004, 2009



Mullen who had 502 goals)...In **2005-06**, Led the team in points (77), was second in power play goals (12), second in assists (50), third in goals (27) and third in plus/minus (+23)...Registered a 10-game point streak Nov. 26 - Dec. 21 (4-10-14), tying for the second-longest of his career...Tallied his 135th career power play goal on Mar. 26 vs. Calgary to make him the Stars' franchise leader in power play goals...Represented Team USA at the 2006 Winter Olympics, appearing in all six contests and ranking third in goals (2)... Did not play competitive hockey in **2004-05**...In **2003-04**, notched his 450th career goal on Nov. 24 vs. Phoenix... Tied for the tournament lead during the 2004 World Cup in assists (6) and ranked tied for third in points (6)...In **2002-03**, was a finalist for the Lady Byng Trophy (Sportsmanship and Performance)...His 57 assists were the most since coming to Dallas and the second most of his career (60 in '92-93)... Finished with the third highest point total of his career (85)... Was the second U.S.-born player to record 400 goals and 600 assists over his career (Jeremy Roenick)...Was tied for fourth in the NHL in assists (57), tied for sixth in plus/minus (+34), seventh in power play assists (26) and tied for 10th in points (85)...Marked the 10th time in 12 years he led the Stars in scoring...Became the 64th player (and fifth American) to score 1,000 career NHL points with an assist on Nov. 15 vs. Colorado...Was only the 31st player to score 1,000 with one club and just the 26th to do it from the start of a career with one team...Collected two assists, his first one passing Neal Broten for first on the all-time Stars assists list, on Jan. 22 vs. Columbus...Surpassed Broten on Jan. 24 vs. Tampa Bay for the all-time franchise games played record (993 games)...Became the 32nd player in NHL history to play his first 1,000 games with one team and just the second American-born player to accomplish the feat (Brian Leetch, NYR) on Feb. 11 vs. Carolina...Appeared in all 12 playoff games with the Stars, finishing tied for fourth in the NHL in assists (10) and sixth in points (15)...In **2001-02**, was the third American born player to post at least nine 30-goal seasons (Joe Mullen and Pat LaFontaine)... Was tied for ninth in the NHL in points (77) and tied for 15th in goals (34)...Led the team in points, goals, assists (43), game-winning goals (5) and shots (219)...Registered his 400th career NHL goal on Jan. 2 vs. Atlanta, becoming the fourth U.S. born player and the 67th player in NHL history to accomplish the feat...Collected three straight multi-goal games (6-0-6), Jan. 9-13, for the first time in his career and the fourth time in franchise-history...Tied a career-high with four assists (1-4-5) and registered at least five points in a game for the third time in his career on Feb. 10 at Anaheim... Netted his 25th career shorthanded goal on Mar. 2 at Colorado, breaking Neal Broten's franchise-record for career shorthanded tallies...In **2000-01**, was the fourth American born player to post at least eight 30-goal seasons (Joe Mullen, Pat LaFontaine and Tony Amonte)...Was tied for 10th in the NHL in shorthanded goals (3), 12th in plus/minus (+26), tied for 13th in assists (51) and game-winning goals (7) and 14th in points (84)... Appeared in his 800th career NHL game on Nov. 3 at Phoenix... Recorded one goal and two assists on Feb. 14 vs. Los Angeles and surpassed Neal Broten as the franchise leader in points (Broten, 867)...His second assist on Feb. 14 was his 500th career NHL helper...

During the playoffs, finished first on the team in power play goals (2), tied for first in points (7), tied for second in goals (3) and third in assists (4)...In **1999-00**, was named to the Second Team of the post-season NHL All-Star Team, the first player in franchise history to be so honored...Was tied for first in the NHL in game-tying goals (3), tied for second in shorthanded assists (4), fifth in shooting percentage (20.2%), seventh in game-winning goals (8), eighth in goals (38), tied for eighth in points (81), and tied for eighth in shorthanded points (5)... Ranked second in the league in scoring and tied for second in goals from Jan. 20-the end of the season (22-24-46), a span of 35 games...Had a career-high 11-game point streak (7-11-18), Feb. 23-Mar. 15...Became the franchise-leader in goals scored by recording his 343rd career tally on Mar. 10 vs. the NY Islanders... Finished tied for first in NHL playoff assists (13), tied for first in power play goals (4), second in goals (10) and second in points (23)...Led the team in playoff power play goals, tied for first in assists and was second in goals and points...Became the first player since Sergei Fedorov (1995-98) to record back-to-back 20-point playoff years... Had a career-high eight-game playoff point streak (6-4-10), Apr. 13-May 5, which tied for the longest streak of the playoffs...Tallied his 36th career playoff goal in Game Two vs. San Jose, passing Steve Payne for first on the franchise all-time playoff goals scored list... Recorded his 100th career playoff point on his second assist in Game Two at New Jersey... Passed Neal Broten for playoff games played (116) in Game Four vs. New Jersey... Scored the game-winning goal in triple overtime in Game Five at New Jersey, playing a game-high 60 shifts with a team-high 43:37 minutes of ice time... In **1998-99**, set a career-high and tied for first in Stars history for most hat tricks in one season (3)... He was tied for fourth in the NHL in shorthanded goals (4), was tied for sixth in shorthanded points (5), was tied for seventh in game-winning goals (7) and was 13th in points (81)... Recorded his fifth career hat trick and finished +4 on Dec. 23 at Toronto... Recorded his sixth career hat trick, and second of the season, on Feb. 19 vs. Chicago...Recorded his 300th career NHL goal, the game-winner, on Feb. 23 at Nashville after posting his third hat trick of the season and seventh of his career... Finished second in NHL playoff scoring with 23 points and led the NHL in playoff assists (18)... Led all players with seven points in the Stanley Cup Finals (0-7-7)...Suffered a broken wrist late in Game Two of the Finals, but returned for Game Three and the remainder of the series...Assisted on both goals in Game Six, playing 61 shifts with 46:12 of ice time in the Cup-clincher...In **1997-98**, was first on the team in plus/minus (+25) and shorthanded goals (5), second in assists (38) and points (59), third in shots (191), tied for fourth in power play goals (7) and was fifth in goals (21)... Recorded his fourth career hat trick, and added an assist, on Oct. 10 vs. Chicago with his second goal good for the 600th point of his NHL career...Led the Stars in points (14) and assists (10) in the 1998 Playoffs and tied for the team lead in goals (4)...Set a career playoff high with three assists in Game One of the Semifinals vs. Edmonton...In **1996-97**, led the Stars in goals (35), assists (48), points (83), PPG (9), SHG (5), GWG (9), and plus/minus (+43)...Finished second in the NHL in plus/minus, T2nd in SHG and GWG and 16th in



CAREER HIGHLIGHTS

MOST GOALS, GAME:

4, Feb. 16, 1996 vs. EDM (7 career hat tricks)

MOST ASSISTS, GAME:

4, 3 times, last on Feb. 10, 2002 at ANA

MOST POINTS, GAME:

6, Feb. 1, 1995 vs. ANA (2-4-6)

MOST PIM, GAME:

16, Feb. 10, 1996 vs. STL

MOST SHOTS, GAME:

11, Oct. 7, 1995 at WPG

GOAL SCORING STREAK:

6 games, 4 times, last

from Jan. 2-13, 2002 (9 goals)

ASSIST SCORING STREAK:

7 games, twice, last

from Dec. 7 - 21, 2005 (8 assists)

POINT SCORING STREAK:

11 games, Feb. 23 - Mar. 15, 2000 (7-11-18)

GAMES PLAYED STREAK:

172 games, Jan. 30, 2007 - Feb. 21, 2009

FIRST NHL GAME:

Oct. 5, 1989 vs. NYI

FIRST NHL GOAL:

Oct. 5, 1989 vs. NYI

FIRST NHL POINT:

Oct. 5, 1989 vs. NYI

scoring...Was named to the Western Conference All-Star Team, but did not play due to a strained knee...In **1995-96**, he led the Stars in goals (36), assists (45), points (81) and shots (320)...Collected four points on Jan. 5 vs. Winnipeg (1-3-4) and Jan. 26 at Calgary (2-2-4)...Fired home a career-high four goals on Feb. 16 vs. Edmonton, his third career hat trick...Scored his 200th NHL goal on Dec. 29 vs. Detroit and his 500th NHL point on Mar. 20 vs. St. Louis with a goal...In **1994-95**, netted four shorthanded goals, tying for 10th in the NHL...Underwent surgery on Apr. 11, 1995 to repair two ruptured tendons in his left ankle suffered on Apr. 4...Did not play in the final 14 games of the '94-95 season and the playoffs...Had a career night Feb. 1 against Anaheim, setting personal highs in assists in one game (4) and points in a game (6)...The six-point game tied for the most points in a game by an NHL player in '94-95...In **1993-94**, scored 50 goals to pace the club, the most ever by a Stars' center...Collected his second career hat trick at San Jose on Feb. 21...Matched season-high with three assists vs. L.A. on Nov. 21 (including 200th of career) and vs. San Jose on Nov. 11...Missed making second straight All-Star Game appearance due to the injury...Led the Stars in goals and points in the playoffs with 7-3-10 in nine games...In **1992-93**, led the team in points (93) and assists (60), setting career-highs in both...Led the Stars in points (77) in **1991-92** and was second in goals (33) and assists (44)...Eight GWG tied for fourth in the NHL...Finished third on the Stars in goals (28) in **1990-91**...Represented

USA in the 1991 Canada Cup and in the 1990 World Cup Tournament...Named The Hockey News Rookie of the Year in **1989-90**...Was runner-up in the Calder Trophy voting, finishing second in NHL rookie scoring (29-46-75)...Turned in the third-best season ever by a Stars rookie with 75 points in 80 games...Scored his first career hat trick on March 17, 1990, at Pittsburgh...Played two playoff games for the Stars in **1988-89**, joining the club upon completion of his season in junior hockey.

AMATEUR CAREER: Became the third No. 1 overall pick by the Stars in 1988...Played three seasons for Prince Albert (WHL)...Had 127 points in 65 games in 1987-88 and was selected to play in the WHL All-Star Game.... Led the Raiders in scoring that year despite missing 25 games to the injury...Played on 1988 U.S. Jr. National Team.

PERSONAL: Born: Livonia, MI...Was married in August, 2007, to Willa Ford...Hobbies: golf, tennis and traveling...Was awarded the NHL Good Guy Award from the Sporting News in 2004...In the summer of 2000, he established the Mike Modano Foundation, a non-profit organization dedicated to raising money to improve the quality of life and assist underprivileged children in the Dallas area... A few of his favorites: NHL City - New York, Movie - The Shawshank Redemption, Food - Italian, Television show - C.S.I....Lists his first car as a dark green '76 Chevy Impala.

Season	Club	REGULAR SEASON						PLAYOFFS				
		League	GP	G	A	PTS	PIM	GP	G	A	PTS	PIM
1986-87	Prince Albert	WHL	70	32	30	62	96	8	1	4	5	4
1987-88	Prince Albert	WHL	65	47	80	127	80	9	7	11	18	18
1988-89	Prince Albert	WHL	41	39	66	105	74	-	-	-	-	-
	Minnesota	NHL	-	-	-	-	-	2	0	0	0	0
1989-90	Minnesota	NHL	80	29	46	75	63	7	1	1	2	12
1990-91	Minnesota	NHL	79	28	36	64	61	23	8	12	20	16
1991-92	Minnesota	NHL	76	33	44	77	46	7	3	2	5	4
1992-93	Minnesota	NHL	82	33	60	93	83	-	-	-	-	-
1993-94	Dallas	NHL	76	50	43	93	54	9	7	3	10	16
1994-95	Dallas	NHL	30	12	17	29	8	-	-	-	-	-
1995-96	Dallas	NHL	78	36	45	81	63	-	-	-	-	-
1996-97	Dallas	NHL	80	35	48	83	42	7	4	1	5	0
1997-98	Dallas	NHL	52	21	38	59	32	17	4	10	14	12
	Team U.S.A.	Olympics	4	2	0	2	0	-	-	-	-	-
1998-99	Dallas	NHL	77	34	47	81	44	23	5	18	23	16
1999-00	Dallas	NHL	77	38	43	81	48	23	10	13	23	10
2000-01	Dallas	NHL	81	33	51	84	52	9	3	4	7	0
2001-02	Dallas	NHL	78	34	43	77	38	-	-	-	-	-
	Team U.S.A.	Olympics	6	0	6	6	4	-	-	-	-	-
2002-03	Dallas	NHL	79	28	57	85	30	12	5	10	15	4
2003-04	Dallas	NHL	76	14	30	44	46	5	1	2	3	8
	Team U.S.A.	WCup	5	0	6	6	0	-	-	-	-	-
2004-05	Dallas	NHL	-	-	-	-	-	-	-	-	-	-
2005-06	Dallas	NHL	78	27	50	77	58	5	1	3	4	4
	Team U.S.A.	Olympics	6	2	0	2	6	-	-	-	-	-
2006-07	Dallas	NHL	59	22	21	43	34	7	1	1	2	4
2007-08	Dallas	NHL	82	21	36	57	48	18	5	7	12	22
2008-09	Dallas	NHL	80	15	31	46	46	-	-	-	-	-
STARS/NHL TOTALS			1400	543	786	1329	896	174	58	87	145	128

CAREER TRANSACTIONS: Minnesota North Stars' first-round selection (No. 1 overall) in the 1988 Entry Draft.

CONTRACT STATUS: THROUGH 2009-10 SEASON

MODANO vs. NHL

2008-2009						CAREER						2008-2009						CAREER								
GP	G	A	PTS	PIM		GP	G	A	PTS	PIM	GP	G	A	PTS	PIM	GP	G	A	PTS	PIM	GP	G	A	PTS	PIM	
6	1	1	2	6	ANA	75	25	53	78	42	2	0	0	0	2	N.J.	28	7	8	15	12					
1	0	0	0	0	ATL	10	6	1	7	8	1	0	1	1	0	NYI	31	14	15	29	12					
1	0	0	0	0	BOS	29	9	18	27	10	2	1	2	3	2	NYR	29	8	17	25	22					
1	0	1	1	0	BUF	28	11	19	30	20	1	0	0	0	0	OTT	22	12	8	20	16					
3	0	0	0	0	CGY	67	24	36	60	28	1	2	0	2	0	PHI	29	15	13	28	6					
1	0	1	1	0	CAR	29	16	17	33	6	6	0	1	1	4	PHX	94	36	56	92	71					
4	1	2	3	0	CHI	94	35	51	86	62	1	0	1	1	2	PIT	26	13	15	28	14					
4	0	2	2	0	COL	62	25	35	60	50	5	1	1	2	4	S.J.	77	23	47	70	48					
4	0	3	3	4	CBJ	30	7	18	25	42	4	0	2	2	6	STL	94	33	52	85	83					
-	-	-	-	-	DAL	-	-	-	-	-	1	0	1	1	0	T.B.	25	11	14	25	14					
4	0	2	2	2	DET	89	27	40	67	54	1	0	1	1	0	TOR	62	30	35	65	53					
4	3	1	4	2	EDM	65	33	42	75	34	4	1	3	4	0	VAN	68	32	46	78	39					
2	1	0	1	0	FLA	20	10	7	17	10	1	1	2	3	0	WSH	31	12	30	42	12					
6	1	2	3	2	L.A.	87	37	49	86	48	80	15	31	46	46	TOTAL	1400	543	786	1329	896					
4	0	0	0	4	MIN	31	7	17	24	16																
1	0	0	0	2	MTL	29	5	14	19	22	40	6	17	23	32	HOME	701	291	423	714	455					
4	2	1	3	4	NSH	39	20	13	33	42	40	9	14	23	14	AWAY	699	252	363	615	441					



BRENDEN | LW • 5-11 • 207 • Shoots Left
Born: June 16, 1979 • Carlyle, SK

MORROW

Entering his 10th NHL season and his fourth as team captain...Ranks 14th on the franchise all-time points list with 389 points... Ranks sixth all-time in Stars' game-winning goals with 33... Is one of just four players since 2005-06 to have a season with 30+ goals and 100+ PIM (also David Backes, Scott Hartnell and Corey Perry, each in 2008-09)... Has scored three of Dallas' last four playoff overtime game-winners (two in 2008, one in 2007)... Is a cumulative +115 over his NHL career (including +47 over the last four seasons).

2008-09: Skated in just 18 games due to an ACL tear suffered Nov. 20 vs. Chicago... Collected five goals and 10 assists for 15 points, including points in seven of 11 games (3-7-10) before his injury... Notched a season-high three points (1-2-3) on Oct. 23 at NY Islanders, and earned two assists on Oct. 25 vs. Washington (0-2-2)... Dallas went 3-1-1 in games in which he scored a goal.

CAREER HIGHLIGHTS: In **2007-08**, led the Stars in goals (32), power play goals (12), hits (260), and plus/minus (+23), and was second in points (74) and game-winners (7)... Set new career-highs in goals and points...Had 17 multi-point games...Tied a career-high with four points (1-3-4) on Feb. 23 at Nashville...Registered a career-high eight-game point streak (4-6-10) from Nov. 8-25... Scored points in 16-of-18 games from Oct. 13-Nov. 25 (8-12-20)... Appeared in all 18 playoff games for Dallas, leading the team in goals with nine and tying-for-second in points with 15... Scored two overtime game-winners in the second round vs. San Jose, including the series-clinching-goal at 1:24 AM in the fourth overtime of Game Six in Dallas (2-1 final)... In **2006-07**, posted 16 goals and 31 points in just 40 games and would have produced 33 goals and 64 points on that pace in an 82-game season... Had surgery on Dec. 26 to repair severed tendons in his right wrist and missed 33 games from Dec. 27 - Mar. 15... Tallied his 300th career NHL point with a goal on Apr. 8 vs. Chicago...Led the team in playoff power play goals (2), tied for first in goals (2) and was tied for third

in points (3)...Tallied the overtime game-winner in Game Five at Vancouver... In **2005-06**, earned a career-high-tying 42 assists among 65 points...Among team leaders, ranked first in plus/minus (+30)...Notched his 100th NHL goal on Oct. 28 vs. Edmonton... Netted two goals and registered 13 hits on Jan. 6 vs. Anaheim...In five games during the 2006 playoffs, tied for the team lead in assists (5) and points (6)...In **2004-05**, played part of the season with the Oklahoma City Blazers (CHL), collecting 22 points (8-14-22) in 19 games with 31 penalty minutes... Won a silver medal with Team Canada at the 2005 World Championships in Austria... In **2003-04**, posted a four-game assist streak (4 assists), Nov. 22-28... Recorded a career-high-tying four-game goal scoring streak (4 goals), Dec. 20-27...Notched his 100th career NHL assist on Jan. 15 at Colorado...Posted his first career hat trick (3-0-3) on Jan. 31 at Phoenix...Appeared in one game with gold-medal winning Team Canada at the 2004 World Cup of Hockey... Also won a gold medal with Team Canada at the 2004 World Championships in the Czech Republic... In **2002-03**, among NHL leaders, ranked tied for second in shooting percentage (20.0%), tied for fourth in game-tying goals (2), tied for fifth in short-handed points (5) and tied for seventh in shorthanded goals (3)... Tallied a shorthanded penalty shot goal on Nov. 6 vs. Vancouver, his first career penalty shot attempt...Finished tied for first on the team in playoff power play goals (2) and third in playoff points (8)...In **2001-02**, finished eighth among all NHL forwards and 20th overall in hits (214)... Was first on the team in penalty minutes (109), third in hits, tied for third in game-winning goals (3), tied for third in plus/minus (+12) and fourth in goals (17)... Appeared in the 2002 NHL Youngstars Game on Feb. 1 in Los Angeles and posted a goal and an assist... Registered his 100th career NHL point with an assist on Mar. 3 vs. San Jose... Skated for Team Canada at the 2002 World Championships in Sweden... In **2000-01**, finished fourth among all NHL forwards in hits (230) and 16th overall... Appeared in his 100th career NHL contest on Dec. 29 vs. Los Angeles and appeared in all 82 games... Appeared in all 10

CONTRACT STATUS: THROUGH 2012-13 SEASON

playoff contests with Dallas in 2001... Skated for Team Canada at the 2001 World Championships in Germany... Named the Stars' Rookie of the Year in **1999-00**...Finished the season second among NHL rookies in hits (170), tied for fourth in game-winning goals (3), tied for 11th in goals (14) and in points (33)... Totaled more goals than any Stars' rookie since Mike Modano tallied 29 as a rookie in 1989-90...Began the season with the Michigan K-Wings of the (IHL)...Played in 21 of the Stars 23 games during the playoffs...Finished tied for second amongst rookies in power play goals (1), tied for sixth in goals (2), and assists (4) and tied for seventh in points (6).

AMATEUR CAREER: Played four seasons, 1995-1999, with Portland in the Western Hockey League... Represented the West in the WHL All-Star Classic from 1997-99...Led team in power play goals (19), game-winning goals (6) and penalty minutes (248) in **1998-99**...Was named to the 1998-99 West-

ern Conference First All-Star Team...Voted "Best Pro Prospect" by his peers in the 1998-99 "Best of the West" poll...Led Team Canada to a silver medal at the 1998 World Junior Championships, finishing with eight points (1-7-8)... Finished with three points (1-2-3) in helping lead Portland to the 1998 Memorial Cup championship... Had amateur career-highs in points (39-49-88) during the **1996-97** season.

PERSONAL: Hometown: Carlyle, Saskatchewan...Married seven years ago to his wife Anne-Marie in Montreal... The couple welcomed twins into the family - Brody & Mallory - on May 11, 2008, joining Bryelle (4) ...Hobbies include golf and off-ice training... Collects movies on DVD...His parents own and operate a sporting goods store in his hometown of Carlyle... Says his favorite movie is Good Will Hunting... Favorite vacation spot is Cabo San Lucas...Lists his favorite sport other than hockey as NFL Football.

DID YOU KNOW?

Brenden Morrow is one of just four NHL players since 2005-06 to have a season of 30+ goals and 100+ penalty minutes.

MORROW vs. NHL

2008-2009					CAREER					2008-2009					CAREER						
GP	G	A	PTS	PIM	GP	G	A	PTS	PIM	GP	G	A	PTS	PIM	GP	G	A	PTS	PIM		
1	0	1	1	0	ANA	44	13	19	32	63	1	0	0	0	2	N.J.	9	1	3	4	4
-	-	-	-	-	ATL	8	1	3	4	11	1	1	2	3	0	NYI	12	2	3	5	8
1	0	0	0	6	BOS	8	4	2	6	19	1	1	0	1	0	NYR	11	6	3	9	12
-	-	-	-	-	BUF	6	1	2	3	8	-	-	-	-	-	OTT	7	3	4	7	10
-	-	-	-	-	CGY	27	7	8	15	36	-	-	-	-	-	PHI	8	2	4	6	4
-	-	-	-	-	CAR	10	3	4	7	29	1	0	0	0	0	PHX	46	19	18	37	72
2	1	1	2	4	CHI	33	9	14	23	50	-	-	-	-	-	PIT	5	0	0	0	13
1	0	1	1	4	COL	32	7	11	18	32	1	0	0	0	2	S.J.	41	11	17	28	58
1	1	0	1	2	CBJ	25	7	9	16	39	1	0	0	0	4	STL	29	10	13	23	71
-	-	-	-	-	DAL	-	-	-	-	-	-	-	-	-	-	T.B.	7	2	1	3	15
-	-	-	-	-	DET	27	6	6	12	37	-	-	-	-	-	TOR	6	3	4	7	10
-	-	-	-	-	EDM	28	10	14	24	45	-	-	-	-	-	VAN	29	5	8	13	59
-	-	-	-	-	FLA	9	2	0	2	13	1	0	2	2	2	WSH	9	5	8	13	19
2	0	1	1	17	L.A.	51	16	18	34	124	18	5	10	15	49	TOTAL	591	173	216	389	943
1	1	0	1	0	MIN	25	7	8	15	28	7	3	5	8	16	HOME	290	89	107	196	520
-	-	-	-	-	MTL	8	2	1	3	4	11	2	5	7	33	AWAY	301	84	109	193	423
2	0	2	2	6	NSH	31	9	11	20	50											



CAREER HIGHLIGHTS

MOST GOALS, GAME:

3, Jan. 31, 2004 at PHX

MOST ASSISTS, GAME:

3, 5 times, last on Oct. 27, 2007 at PHX

MOST POINTS, GAME:

4, 3 times, last on Feb. 23, 2008 at NSH (1-3-4)

MOST PIM, GAME:

29, Feb. 12, 2006 at LA

MOST SHOTS, GAME:

7, twice, last Oct. 18, 2008 vs. COL

GOAL SCORING STREAK:

4 games, twice, last Mar. 19-29, 2008 (4 goals)

ASSIST SCORING STREAK:

6 games, Nov. 10-23, 2007 (6 assists)

POINT SCORING STREAK:

8 games, Nov. 8-25, 2007 (4-6-10)

GAMES PLAYED STREAK:

172 games, Nov. 18, 1999-Dec. 1, 2001

FIRST NHL GAME: Nov. 18, 1999 at PHI

FIRST NHL GOAL: Nov. 22, 1999 vs. COL

FIRST NHL POINT: Nov. 22, 1999 vs. COL

Season	Club	REGULAR SEASON					PLAYOFFS					
		League	GP	G	A	PTS	PIM	GP	G	A	PTS	PIM
1995-96	Portland	WHL	65	13	12	25	61	7	0	0	0	8
1996-97	Portland	WHL	71	39	49	88	178	6	2	1	3	4
1997-98	Portland	WHL	68	34	52	86	184	16	10	8	18	65
1998-99	Portland	WHL	61	41	44	85	248	4	0	4	4	18
1999-00	Dallas	NHL	64	14	19	33	81	21	2	4	6	22
	Michigan	IHL	9	2	0	2	18	-	-	-	-	-
2000-01	Dallas	NHL	82	20	24	44	128	10	0	3	3	12
2001-02	Dallas	NHL	72	17	18	35	109	-	-	-	-	-
2002-03	Dallas	NHL	71	21	22	43	134	12	3	5	8	16
2003-04	Dallas	NHL	81	25	24	49	123	5	0	1	1	4
	Canada	WCup	1	0	0	0	4	-	-	-	-	-
2004-05	Oklahoma City	CHL	19	8	14	22	31	-	-	-	-	-
2005-06	Dallas	NHL	81	23	42	65	183	5	1	5	6	6
2006-07	Dallas	NHL	40	16	15	31	33	7	2	1	3	18
2007-08	Dallas	NHL	82	32	42	74	105	18	9	6	15	22
2008-09	Dallas	NHL	18	5	10	15	49	-	-	-	-	-
STARS/NHL TOTALS			591	173	216	389	943	78	17	25	42	100

CAREER TRANSACTIONS: Dallas' first-round selection (No. 25 overall) in the 1997 Entry Draft.



JAMES

LW • 6-2 • 210 • Shoots Left
 Sept. 3, 1987 • Whitby, ON

NEAL 18

2008-09: Skated in 77 games for Dallas, posting 24 goals and 13 assists for 37 points with 51 penalty minutes... Ranked first on the team in power play goals (9), second in goals and sixth in points... Among NHL rookies, finished the season ranked second in goals, tied for second in power-play goals, tied for first in shootout-deciding goals (2), third in shots (171), tied for fifth in shooting percentage (14.0%), tied for ninth in game-winning goals (2) and 11th in points... Became the first Stars rookie to score at least 20 goals since the franchise moved to Texas... His 24 goals rank seventh among all rookies in franchise history (Neal Broten holds the record with 38 in 1981-82)... Led the team with a 71.4% shootout percentage, connecting on 5-of-7 attempts... Notched three assists in the Upper Deck NHL YoungStars Game on Jan. 24 at All-Star Weekend in Montreal... Recorded his first career hat trick on Dec. 23 at Toronto... Scored a goal in his NHL debut, Oct. 10 vs. Columbus, becoming just the fourth player in Stars history to do so (Jarkko Varvio, Mike Kennedy, Loui Eriksson – Fabian Brunnstrom and Raymond Sawada also accomplished this feat in 2008-09)... Had seven multiple-point games (Dallas went 7-0-0 in those contests)... Had five points (4-1-5) in five games with Manitoba (AHL).

63 penalty minutes...His 18 goals were 3rd on the Iowa Stars... During his final season of junior hockey in **2006-07** with Plymouth (OHL), collected 65 points in 45 regular season games and 25 points (13-12-25) in 20 playoff games, leading the club in playoff goals and points... Was named to the OHL's All-Star First Team... Honored as the Best Checker by the OHL's Western Conference coaches... Skated in the 2007 OHL All-Star Games and the ADT Russia-Canada Challenge... Represented gold-medal winning Team Canada at the 2007 World Junior Championships in Sweden... In **2005-06**, posted 58 points (21 goals, 37 assists) and 109 PIM in 66 games... Added 16 points (9 goals, 7 assists) and 33 PIM in 13 OHL Playoff games.

PERSONAL: Hometown: Whitby, Ontario... His younger brother, Michael, was a fifth-round draft pick (No. 149 overall) by the Stars in 2007, and split the 2008-09 season between Belleville and Sarnia (OHL)... Younger brother, Peter, made his OHL debut with Plymouth in 2008-09... Lists his favorite movie as Dumb & Dumber... Favorite NHL city is Toronto, and Air Canada Centre is his favorite NHL arena... Favorite TV show is Entourage... Grew up idolizing Adam Foote... Favorite non-hockey sports team is the Toronto Blue Jays... His first car was a black 1999 Pontiac Grand Prix... Considers Krys Barch as the funniest teammate he's played with.

CAREER HIGHLIGHTS: In his first pro season with Iowa in **2007-08**, notched 37 points (18 goals, 19 assists) and

Season	Club	REGULAR SEASON					PLAYOFFS					
		League	GP	G	A	PTS	PIM	GP	G	A	PTS	PIM
2003-04	Plymouth	OHL	9	2	4	6	0	-	-	-	-	-
2004-05	Plymouth	OHL	67	18	26	44	32	4	1	1	2	6
2005-06	Plymouth	OHL	66	21	37	58	109	13	9	7	16	33
2006-07	Plymouth	OHL	45	27	38	65	94	20	13	12	25	54
2007-08	Iowa	AHL	62	18	19	37	63	-	-	-	-	-
2008-09	Dallas	NHL	77	24	13	37	51	-	-	-	-	-
	Manitoba	AHL	5	4	1	5	2	-	-	-	-	-
STARS/NHL TOTALS			77	24	13	37	51	-	-	-	-	-

CAREER TRANSACTIONS: Dallas' second-round selection (No. 33 overall) in the 2005 Entry Draft.

DID YOU KNOW?

James Neal became the first Stars rookie to score 20-or-more goals in a season since the club moved to Texas. He ranks 7th among rookies in franchise history in goals.

NEAL vs. NHL

2008-2009						CAREER						2008-2009						CAREER					
GP	G	A	PTS	PIM		GP	G	A	PTS	PIM	GP	G	A	PTS	PIM		GP	G	A	PTS	PIM		
5	1	1	2	0	ANA	5	1	1	2	0	2	0	0	0	0	N.J.	2	0	0	0	0		
1	0	0	0	0	ATL	1	0	0	0	0	1	0	0	0	0	NYI	1	0	0	0	0		
1	0	0	0	2	BOS	1	0	0	0	2	2	2	1	3	0	NYR	2	2	1	3	0		
1	0	0	0	2	BUF	1	0	0	0	2	1	0	0	0	0	OTT	1	0	0	0	0		
4	1	2	3	2	CGY	4	1	2	3	2	1	0	0	0	0	PHI	1	0	0	0	0		
1	0	0	0	0	CAR	1	0	0	0	0	5	1	0	1	0	PHX	5	1	0	1	0		
4	1	1	2	0	CHI	4	1	1	2	0	1	0	0	0	0	PIT	1	0	0	0	0		
4	1	0	1	2	COL	4	1	0	1	2	5	3	0	3	4	S.J.	5	3	0	3	4		
4	4	1	5	7	CBJ	4	4	1	5	7	4	1	1	2	8	STL	4	1	1	2	8		
-	-	-	-	-	DAL	-	-	-	-	-	1	0	0	0	0	T.B.	1	0	0	0	0		
4	0	1	1	6	DET	4	0	1	1	6	1	3	0	3	2	TOR	1	3	0	3	2		
4	1	1	2	0	EDM	4	1	1	2	0	4	2	1	3	2	VAN	4	2	1	3	2		
2	0	1	1	2	FLA	2	0	1	1	2	1	0	0	0	0	WSH	1	0	0	0	0		
4	1	0	1	6	L.A.	4	1	0	1	6	77	24	13	37	51	TOTAL	77	24	13	37	51		
4	2	0	2	2	MIN	4	2	0	2	2													
1	0	0	0	2	MTL	1	0	0	0	2	40	11	7	18	27	HOME	40	11	7	18	27		
4	0	2	2	2	NSH	4	0	2	2	2	37	13	6	19	24	AWAY	37	13	6	19	24		

CONTRACT STATUS: THROUGH 2009-10 SEASON

CAREER HIGHLIGHTS

MOST GOALS, GAME:

3, Dec. 23, 2008 at TOR

MOST ASSISTS, GAME:

1, 13 times, last Apr. 4, 2009 at STL

MOST POINTS, GAME:

3, twice, last Jan. 31, 2009 at CBJ (2-1-3)

MOST PIM, GAME:

7, Dec. 18, 2008 vs. CBJ

MOST SHOTS, GAME:

7, Apr. 9, 2009 at COL

LONGEST GOAL STREAK: 2 games, four

times, last Mar. 3-5, 2009 (3-0-3)

LONGEST ASSIST STREAK:

3 games, Jan. 29-Feb. 3, 2009 (3-3-6)

LONGEST POINT STREAK:

3 games, twice, last Jan. 29-Feb. 3, 2009 (3-3-6)

FIRST NHL GAME: Oct. 10, 2009 vs. CBJ

FIRST NHL GOAL: Oct. 10, 2009 vs. CBJ

FIRST NHL POINT: Oct. 10, 2009 vs. CBJ

NEAL



MATT

D • 6-0 • 199 • Shoots Right
Dec. 6, 1986 • Virginia, MN

NISKANEN

2008-09: Led all Dallas defensemen in scoring (6-29-35) and ranked seventh on the team overall...Set a new career-high in points ...Recorded a career-high five-game assist streak from Jan. 31-Feb. 8 (0-8-8)...Earned a career-high three assists on Feb. 6 vs. NY Rangers with a +3 rating...Finished the season with points in six of the final 10 games (1-6-7)...Had five multiple-point games...Dallas went 19-6-5 when he scored a point, including 18-3-3 when earning an assist.

CAREER HIGHLIGHTS: In **2007-08**, spent his first full season with Dallas, making the team out of training camp and appearing in 78 games for the Stars...Among NHL rookie defensemen, ranked first in plus/minus (+22), third in goals (7), and fourth in assists (19) and in points (26)...Made his NHL debut on Oct. 3 at Colorado... Notched his first two NHL points with two assists on Oct. 5 vs. Boston in his second NHL game...Set a career-high with three points (1-2-3) on Dec. 10 vs. Edmonton. That game also featured his first NHL goal...Played on the 2008 Western Conference YoungStars team on Jan. 26 at the NHL All-Star Weekend in Atlanta...Appeared in 16 of Dallas' 18 playoff games, earning three assists with 10 penalty minutes...Registered his first career playoff point with an assist in Game Five at Anaheim on Apr. 18... In **2006-07**, joined the Iowa Stars (AHL) after signing a three-year contract on March 19, 2007...Reported to Iowa

after completion of his college season at Minnesota-Duluth (UMD)... In the AHL playoffs with Iowa, registered seven points (2-5-7) in 12 games.

AMATEUR CAREER: As a sophomore at UMD in 2006-07, posted 31 points (9-22-31) in 39 games...Was named to the All-WCHA First Team as a sophomore...Represented the United States at the 2006 World Junior Championships...in his freshman season at UMD (2005-06), scored 14 points (1-13-14) in 38 games...in his senior season (2004-05) at Virginia High School (Minn.), scored 65 points (27-38-65) in 29 games...Named to the 2005 Associated Press First All-Star Team in Minnesota high school hockey.

PERSONAL: Hometown: Virginia, Minnesota... A solid athlete, also captained his high school football and baseball teams... A fan of the Minnesota Twins (big fan of Kent Hrbek growing up)... Lists Dumb and Dumber as his favorite movie... Brooks and Dunn are his favorite musical artist... Likes to hunt and fish...Looked up to Mario Lemieux as a young hockey player... His first job was as a youth hockey referee... Lists St. Paul as his favorite NHL city... Says shore lunch walleye is his favorite meal... His most memorable moments in hockey were making the Minnesota State Hockey Tournament and also his first NHL game.

Season	Club	REGULAR SEASON					PLAYOFFS						
		League	GP	G	A	PTS	PIM	GP	G	A	PTS	PIM	
2003-04	Virginia	MN-HS	-	24	37	61	-	-	-	-	-	-	
2004-05	Virginia	MN-HS	29	27	38	65	34	-	-	-	-	-	
2005-06	Minn-Duluth	WCHA	38	1	13	14	40	-	-	-	-	-	
2006-07	Minn-Duluth	WCHA	39	9	22	31	42	-	-	-	-	-	
	Iowa	AHL	13	0	3	3	6	12	2	5	7	10	
2007-08	Dallas	NHL	78	7	19	26	36	16	0	3	3	10	
2008-09	Dallas	NHL	80	6	29	35	52	-	-	-	-	-	
STARS/NHL TOTALS				158	13	48	61	88	16	0	3	3	10

CAREER TRANSACTIONS: Dallas' first-round selection (No. 28 overall) in the 2005 Entry Draft.

DID YOU KNOW?

The Dallas Stars went 18-3-3 in 2008-09 during games in which Matt Niskanen earned an assist.

NISKANEN vs. NHL

2008-2009					CAREER					2008-2009					CAREER						
GP	G	A	PTS	PIM	GP	G	A	PTS	PIM	GP	G	A	PTS	PIM	GP	G	A	PTS	PIM		
5	1	1	2	2	ANA	13	1	4	5	2	2	0	0	0	0	N.J.	3	0	0	0	0
1	0	0	0	0	ATL	1	0	0	0	0	1	0	0	0	0	NYI	2	0	0	0	2
1	0	0	0	15	BOS	2	0	2	2	15	2	0	3	3	0	NYR	3	0	4	4	0
1	1	0	1	0	BUF	2	1	1	2	2	1	1	1	2	2	OTT	2	1	1	2	2
4	0	2	2	0	CGY	8	0	2	2	4	-	-	-	-	-	PHI	1	0	0	0	0
1	0	1	1	0	CAR	1	0	1	1	0	6	0	3	3	2	PHX	14	2	3	5	6
4	0	0	0	0	CHI	7	0	0	0	2	1	0	0	0	0	PIT	2	0	0	0	0
4	0	3	3	6	COL	7	0	3	3	6	6	1	1	2	4	S.J.	14	2	4	6	6
4	0	2	2	0	CBJ	8	0	2	2	4	4	0	2	2	2	STL	7	0	4	4	6
-	-	-	-	-	DAL	-	-	-	-	-	1	0	0	0	2	T.B.	1	0	0	0	2
4	0	3	3	2	DET	8	0	3	3	2	1	0	1	1	0	TOR	2	0	2	2	0
4	0	1	1	0	EDM	8	1	3	4	0	4	0	2	2	2	VAN	8	0	2	2	2
2	1	1	2	5	FLA	2	1	1	2	5	1	0	0	0	0	WSH	1	0	0	0	0
6	0	1	1	2	L.A.	14	1	2	3	10	80	6	29	35	52	TOTAL	158	13	48	61	88
4	1	0	1	4	MIN	8	3	1	4	4											
1	0	0	0	0	MTL	2	0	1	1	0	40	5	16	21	8	HOME	78	8	31	39	24
4	0	1	1	2	NSH	7	0	2	2	6	40	1	13	14	44	AWAY	80	5	17	22	64

CONTRACT STATUS: THROUGH 2009-10 SEASON

CAREER HIGHLIGHTS

MOST GOALS, GAME:

1, 13 times, last on Mar. 28, 2009 vs. FLA

MOST ASSISTS, GAME:

3, Feb. 6, 2009 vs. NYR (0-3-3)

MOST POINTS, GAME:

3, Twice, last on Feb. 6, 2009 vs. NYR (0-3-3)

MOST PIM, GAME:

15, Nov. 1, 2008 at BOS

MOST SHOTS, GAME:

6, Twice, last on Jan. 12, 2009 at DET

ASSIST SCORING STREAK:

5 games, Jan. 31-Feb. 8, 2009 (8 assists)

POINT SCORING STREAK:

5 games, 3x, last Jan. 31-Feb. 8, 2009 (0-8-8)

GAMES PLAYED STREAK:

66 games, Oct. 3, 2007 – Feb. 23, 2008

FIRST NHL GAME: Oct. 3, 2007 at COL

FIRST NHL GOAL: Dec. 10, 2007 vs. EDM

FIRST NHL POINT: Oct. 5, 2007 vs. BOS

NISKANEN



STEVE

C • 6-0 • 195 • Shoots Left
 Aug. 19, 1982 • Summerside, PEI

OTT 29

2008-09: Set new career-highs in goals (19), assists (27) and points (46), more than doubling his previous career-high of 22 points (done twice)...Ranked first on the team in penalty minutes with 135, was fourth in goals, tied for fourth in points and power play goals (5), and tied-for-fifth in assists...Recorded a career-long eight-game point streak (6-6-12) from Jan. 21-Feb. 8...Set a new career-high for goal streak at three games (twice), from Jan. 27-31 (3-2-5) and Feb. 5-8 (3-2-5)...Missed 11 games (Nov. 24-Dec. 16) with a broken hand suffered Nov. 22 vs. Anaheim...Finished the season with points in six of the last eight games (3-6-9)...Had 11 multiple-point games on the season (Dallas was 7-1-3 in those games)... Had two games with three points, tying his career-high... Was second on the team in hits with 220.

CAREER HIGHLIGHTS: In **2007-08**, set then-career-highs for goals (11) and tied a then-career-high in points (22)... Led the Stars in face-off percentage (58.8%) and PIM (147) and was third in hits (182)... Signed a two-year

contract extension on April 29, 2008... Scored two goals in the West Quarterfinals series vs. ANA Two of his three career playoff goals are game-winners... In **2006-07**, Missed 37 games from Nov. 1 - Jan. 20 with a fractured ankle...Returned for two games and then missed the next 25 games after aggravating his ankle injury...Appeared in his 200th career NHL game on Apr. 8 vs. Chicago... In **2005-06**, set then career-highs in goals (5), assists (17) and points (22)...Was the only Stars player to appear in all 82 games...Ranked second on the team in penalty minutes (178)...Appeared in his 100th career NHL game on Oct. 5 vs. Los Angeles...Scored his second career game-winning goal on Oct. 14 at Edmonton...Registered his second career multi-point game on Apr. 18 at Columbus (1-1-2)...Played in 67 games with Hamilton (AHL) in **2004-05**, registering 18 goals and 21 assists for 39 points with 279 penalty minutes. Ranked first on the team in penalty minutes, fourth in goals and fifth in points...In **2003-04**, finished first on the Stars in penalty minutes (152)...Posted his first multi-point game of the season (1-

CONTRACT STATUS: THROUGH 2009-10 SEASON

Season	Club	REGULAR SEASON						PLAYOFFS					
		League	GP	G	A	PTS	PIM	GP	G	A	PTS	PIM	
1999-00	Windsor	OHL	66	23	39	62	131	12	3	5	8	21	
2000-01	Windsor	OHL	55	50	37	87	164	9	3	8	11	27	
2001-02	Windsor	OHL	53	43	45	88	178	14	6	10	16	49	
2002-03	Dallas	NHL	26	3	4	7	31	1	0	0	0	0	
	Utah	AHL	40	9	11	20	98	-	-	-	-	-	
2003-04	Dallas	NHL	73	2	10	12	152	4	1	0	1	0	
2004-05	Hamilton	AHL	67	18	21	39	279	4	0	0	0	20	
2005-06	Dallas	NHL	82	5	17	22	178	5	0	1	1	2	
2006-07	Dallas	NHL	19	0	4	4	35	6	0	0	0	8	
	Iowa	AHL	3	0	0	0	8	-	-	-	-	-	
2007-08	Dallas	NHL	73	11	11	22	147	18	2	1	3	22	
2008-09	Dallas	NHL	64	19	27	46	135	-	-	-	-	-	
STARS/NHL TOTALS				337	40	73	113	678	34	3	2	5	32

CAREER TRANSACTIONS: Dallas' first-round selection (No. 25 overall) in the 2000 Entry Draft.

1-2) on Nov. 24 vs. Phoenix... In the playoffs, recorded his first playoff point with an overtime game-winning goal in Game Three vs. Colorado...In **2002-03**, appeared in his first NHL season, splitting time between Dallas and Utah... Recorded his first career NHL goal/point on Dec. 31 vs. Edmonton...Notched his first career NHL assist on Scott Young's game-tying goal on Feb. 19 vs. Calgary... Appeared in one playoff game with Dallas in 2003, making his NHL playoff debut in Game One of the Conference Quarterfinals vs. Edmonton.

AMATEUR CAREER: Played three seasons of junior hockey with the Windsor Spitfires (OHL), registering 116 goals and 121 assists for 237 points with 473 penalty minutes in 174 career junior contests...In **2001-02**, led Windsor in goals

(43), points (88), was tied for first in assists (45) and second in penalty minutes (178)...In **2000-01** with Windsor, finished second in the OHL in goals (50) and tied for eighth in points (87)...In **1999-00**, recorded 23 goals and 39 assists for 62 points with 131 penalty minutes in 66 outings...A member of the 2001 Canadian World Junior Team, he posted two goals and one assist for three points in seven tournament games.

PERSONAL: Hometown is Windsor, Ontario...daughter Layna Grace was born on May 9, 2007...Ott's father, Butch, is an amateur scout for the Stars...His favorite athlete growing up was Wayne Gretzky...Was two-years old when he first laced up skates...Spends his summers just outside of Windsor and enjoys being on the lake with family and friends.

CAREER HIGHLIGHTS

MOST GOALS, GAME:

2, twice, last Apr. 10 at ANA, 2009 (2-1-3)

MOST ASSISTS, GAME:

2, six times, last Mar. 31, 2009 at LA (0-2-2)

MOST POINTS, GAME:

3, twice, last Apr. 10, 2009 at ANA (2-1-3)

MOST PIM, GAME:

18, Nov. 1, 2009 at BOS

MOST SHOTS, GAME:

6, Apr. 10, 2009 at ANA

GOAL SCORING STREAK:

3 games, twice, last Feb. 5-8, 2009 (3-2-5)

ASSIST SCORING STREAK:

3 games, three times, last Mar. 28-31, 2009 (4 assists)

POINT SCORING STREAK:

8 games, Jan. 21 - Feb. 8, 2009 (6-6-12)

GAMES PLAYED STREAK:

93 games, Oct. 5, 2005 - Oct. 28, 2006

FIRST NHL GAME:

Dec. 13, 2002 vs. ATL

FIRST NHL GOAL:

Dec. 31, 2002 vs. EDM

FIRST NHL POINT:

Dec. 31, 2002 vs. EDM

OTT vs. NHL

2008-2009					CAREER					2008-2009					CAREER					
GP	G	A	PTS	PIM	GP	G	A	PTS	PIM	GP	G	A	PTS	PIM	GP	G	A	PTS	PIM	
6	2	7	9	24	ANA	30	3	10	13	76	1	0	0	0	N.J.	5	0	0	0	0
1	1	1	2	0	ATL	5	2	1	3	0	-	-	-	-	NYI	3	0	0	0	7
1	0	0	0	18	BOS	5	0	1	1	18	2	1	2	3	NYR	4	1	2	3	12
1	1	1	2	0	BUF	5	2	2	4	9	1	0	0	0	OTT	5	0	1	1	15
3	0	1	1	9	CGY	16	0	4	4	57	-	-	-	-	PHI	3	0	1	1	0
1	0	0	0	0	CAR	3	0	0	0	0	4	0	1	1	PHX	27	3	6	9	65
4	2	0	2	14	CHI	14	3	2	5	45	-	-	-	-	PIT	4	0	2	2	2
3	1	0	1	7	COL	16	1	2	3	30	5	0	2	2	S.J.	29	3	6	9	58
3	1	0	1	8	CBJ	16	5	2	7	29	3	1	1	2	STL	17	1	4	5	29
-	-	-	-	-	DAL	-	-	-	-	-	1	0	0	0	T.B.	2	0	1	1	0
3	2	1	3	8	DET	17	2	1	3	33	1	1	1	2	TOR	4	1	3	4	14
2	0	1	1	2	EDM	16	3	3	6	26	4	1	0	1	VAN	17	3	0	3	19
2	0	2	2	7	FLA	4	0	2	2	9	-	-	-	-	WSH	2	0	0	0	2
6	1	4	5	4	L.A.	30	2	6	8	60	64	19	27	46	TOTAL	337	40	73	113	678
3	3	1	4	2	MIN	16	4	5	9	22	-	-	-	-	-	-	-	-	-	
1	0	0	0	0	MTL	4	0	1	1	9	32	10	11	21	HOME	169	21	36	57	350
2	1	1	2	8	NSH	18	1	5	6	32	32	9	16	25	AWAY	167	19	37	56	328



WARREN

C • 6-0 • 198 • Shoots Left
July 10, 1982 • Saskatoon, SK

PETERS 25

2008-09: Spent most of the season with the Quad City Flames (AHL), scoring 11 goals and six assists for 17 points with 51 penalty minutes... Skated in 16 games with Calgary at the NHL level, collecting a goal and 12 penalty minutes...Made his NHL debut on Dec. 7 at NY Rangers... Scored his first NHL goal on Mar. 3 at Ottawa... Skated in four Stanley Cup Playoff games with the Flames, going scoreless.

CAREER HIGHLIGHTS: In **2007-08**, played in 75 games for Quad City, scoring 11 goals and 13 assists for 24 points with 74 penalty minutes...In **2006-07**, had his most prolific season in pro hockey, scoring 17 goals and 16 assists for 33 points in 79 games for the Omaha Ak-Sar-Ben Knights... In **2005-06**, played in 77 games for Omaha, scoring 15 goals and 10 assists for 25 points with a career-high 133 penalty minutes...In **2004-05**, played in 69 games with Idaho of the ECHL, scoring 23 goals and 23 assists for 46 points with 131 penalty minutes...In **2003-04**, split his season between the AHL Utah Grizzlies (55 games, 4-4-8 pts)

and the ECHL Idaho Steelheads (21 games, 6-7-13 pts)... Made his professional hockey career debut in **2002-03**, appearing in one game for the Portland Pirates of the AHL, going scoreless.

AMATEUR CAREER: Skated in 330 games for his hometown Saskatoon Blades (Western Hockey League) from 1998-2003, recording 218 points (111 goals, 107 assists) and 542 penalty minutes...Led Saskatoon in assists (44), and was second in goals (31) and points (75) in **2002-03**, his final year of junior hockey.

PERSONAL: Born: Saskatoon, SK...Considers *Top Gun* to be his favorite movie...His favorite non-hockey sports team is the Dallas Cowboys...His first car was a Ford Ranger...He also played baseball growing up...His favorite band is Coldplay...Likes golfing and boating...Married to wife, Amber.

CONTRACT STATUS: THROUGH 2009-10 SEASON

Season	Club	REGULAR SEASON						PLAYOFFS					
		League	GP	G	A	PTS	PIM	GP	G	A	PTS	PIM	
1997-98	Saskatoon	WHL	1	0	0	0	0	-	-	-	-	-	
1998-99	Saskatoon	WHL	53	8	6	14	111	-	-	-	-	-	
1999-00	Saskatoon	WHL	70	11	17	28	97	10	1	2	3	13	
2000-01	Saskatoon	WHL	63	27	14	41	111	-	-	-	-	-	
2001-02	Saskatoon	WHL	72	34	26	60	115	7	1	4	5	13	
2002-03	Saskatoon	WHL	71	31	44	75	108	6	1	6	7	6	
	Portland	AHL	1	0	0	0	0	-	-	-	-	-	
2003-04	Utah	AHL	55	4	4	8	63	-	-	-	-	-	
	Idaho	ECHL	21	6	7	13	33	-	-	-	-	-	
2004-05	Idaho	ECHL	69	23	23	46	131	4	0	1	1	12	
2005-06	Omaha	AHL	77	15	10	25	133	-	-	-	-	-	
2006-07	Omaha	AHL	79	17	16	33	95	6	2	1	3	4	
2007-08	Quad City	AHL	75	11	13	24	74	-	-	-	-	-	
2008-09	Calgary	NHL	16	1	0	1	12	4	0	0	0	0	
	Quad City	AHL	62	11	6	17	51	-	-	-	-	-	
NHL TOTALS				16	1	0	1	12	4	0	0	0	0

CAREER TRANSACTIONS: Signed as a free agent by Calgary on June 18, 2007...Signed as a free agent by Dallas on July 6, 2009.



TOBY

C • 5-10 • 200 • Shoots Left
Oct. 27, 1978 • Minneapolis, MN

PETERSEN 17

2008-09: Skated in his 200th career NHL game on Jan. 4 at Vancouver...Had a career-high five-game point streak (3-2-5) from Nov. 30 – Dec. 10...Scored his first goal as a Dallas Star on Nov. 30 vs. Edmonton... Dallas went 3-0-1 when he scored a goal...Suffered a broken foot on Feb. 23 vs. San Jose (missed final 23 games of the season)... Was signed to a two-year contract extension on June 9, 2008.

CAREER HIGHLIGHTS: In **2007-08**, played most of the season with the Iowa Stars (AHL) and was named Iowa's MVP for the season, posting 21-30-51 points in 63 games... Led Iowa in assists and points and ranked second in goals... Represented Iowa at the 2008 AHL All-Star Game, collecting 1-2-3 points and winning the Fastest Skater contest at the skills competition... Notched an assist in his first game as a Dallas Star (Mar. 5 vs. Phoenix) ... Played in 16 of Dallas' 18 playoff games, going scoreless...In **2006-07**, spent the majority of the season with the Edmonton Oilers... In 64 games with Edmonton, tallied 15 points (6-9-15) with two shorthanded goals and one

game-winner... Also played in seven games for Iowa, notching eight points (2-6-8)...Led the Oilers in shorthanded goals (2)...Appeared in his 100th career NHL game on Nov. 16 vs. St. Louis... Named to Team USA roster for the 2007 World Championships...In seven games, tallied three points (2-1-3) with a +3 rating... In **2005-06**, was named Iowa's Most Valuable Player during the club's inaugural season...In 79 games collected 26 goals and 47 assists for 73 points...Led the team in assists and points and ranked tied for second in goals...Also appeared in two playoff games with the Edmonton Oilers and tallied a goal in Game Three of the Conference Finals vs. Anaheim...In **2004-05**, spent the entire season with Edmonton (AHL)...In 78 games, collected 29 points (14-15-29)...In **2003-04**, notched 44 points (15-29-44) in 62 contests with Wilkes-Barre (AHL)...In 21 playoff outings, posted two goals and 10 assists for 12 points...In **2002-03**, set a professional career-high in goals with 31 goals in 80 games with Wilkes-Barre...Added 35 assists...In **2001-02**, spent the entire season with the Pittsburgh Penguins...In 79

Season	Club	REGULAR SEASON					PLAYOFFS						
		League	GP	G	A	PTS	PIM	GP	G	A	PTS	PIM	
1996-97	Colorado College	WCHA	40	17	21	38	18	-	-	-	-	-	
1997-98	Colorado College	WCHA	40	16	17	33	34	-	-	-	-	-	
1998-99	Colorado College	WCHA	21	12	12	24	2	-	-	-	-	-	
1999-00	Colorado College	WCHA	37	14	19	33	8	-	-	-	-	-	
2000-01	Pittsburgh	NHL	12	2	6	8	4	-	-	-	-	-	
	Wilkes-Barre	AHL	73	26	41	67	22	21	7	6	13	4	
2001-02	Pittsburgh	NHL	79	8	10	18	4	-	-	-	-	-	
2002-03	Wilkes-Barre	AHL	80	31	35	66	24	6	1	3	4	4	
2003-04	Wilkes-Barre	AHL	62	15	29	44	4	21	2	10	12	12	
2004-05	Edmonton	AHL	78	14	15	29	21	-	-	-	-	-	
2005-06	Edmonton	NHL	-	-	-	-	-	2	1	0	1	0	
	Iowa	AHL	79	26	47	73	48	7	2	4	6	2	
2006-07	Edmonton	NHL	64	6	9	15	4	-	-	-	-	-	
	Iowa	AHL	7	2	6	8	0	-	-	-	-	-	
2007-08	Dallas	NHL	8	0	3	3	4	16	0	0	0	2	
	Iowa	AHL	63	21	30	51	24	-	-	-	-	-	
2008-09	Dallas	NHL	57	4	7	11	14	-	-	-	-	-	
STARS TOTALS				65	4	10	14	18	16	0	0	0	2
NHL TOTALS				220	20	35	55	30	18	1	0	1	2

CAREER TRANSACTIONS: Pittsburgh's ninth-round selection (No. 244 overall) in the 1998 Entry Draft. Signed as a free agent by Edmonton on July 30, 2004. Signed as a free agent by Dallas on July 6, 2007.

games with the Pens, recorded eight goals and 10 assists for 18 points, including his first NHL hat trick on Oct. 16 at Ottawa (Patrick Lalime in net)...In **2000-01**, collected eight points (2-6-8) in 12 games with the Penguins after playing the majority of the season with Wilkes-Barre... Named to 2001 AHL All-Rookie Team.

AMATEUR CAREER: Played four seasons at Colorado College from 1996-2000...In 138 total games with Colorado, posted 59 goals and 69 assists for 128 points...Had his best offensive season with Colorado College as a freshman in **1996-97**, producing 17 goals and 21 assists for 38 points... Was named to the WCHA All-Rookie Team.

PERSONAL: Hometown: Minneapolis...His first job was a hockey school instructor...His favorite sport (other than hockey) is baseball (big Minnesota Twins fan)... Will Farrell is his favorite actor and Field of Dreams is his favorite movie...Favorite band: Radiohead...Most memorable hockey moment was having the opportunity to play with Mario Lemieux in Pittsburgh...The best sporting events he's ever seen are Game Six of the 1991 Stanley Cup Finals (Pittsburgh vs. North Stars), and Game One of the 1987 World Series (St. Louis vs. Twins...Considers himself a true Renaissance man...Toby and wife Alexa have two sons: Bjorn and Elliott.

PETERSEN vs. NHL

2008-2009						CAREER						2008-2009						CAREER					
GP	G	A	PTS	PIM		GP	G	A	PTS	PIM		GP	G	A	PTS	PIM		GP	G	A	PTS	PIM	
3	0	1	1	0	ANA	9	2	2	4	0		2	0	0	0	0	N.J.	7	2	2	4	0	
1	0	0	0	0	ATL	6	0	2	2	0		1	0	0	0	0	NYI	6	0	0	0	0	
1	0	0	0	0	BOS	7	0	0	0	2		1	0	0	0	0	NYR	6	0	0	0	0	
1	0	0	0	2	BUF	6	0	0	0	4		1	1	0	1	0	OTT	7	4	1	5	0	
2	1	0	1	0	CGY	8	1	2	3	0		1	0	0	0	2	PHI	5	1	1	2	2	
-	-	-	-	-	CAR	5	0	1	1	0		5	0	2	2	2	PHX	11	0	4	4	6	
4	0	0	0	2	CHI	9	0	1	1	2		-	-	-	-	-	PIT	-	-	-	-	-	
2	1	1	2	0	COL	11	2	3	5	0		4	0	0	0	0	S.J.	9	0	1	1	2	
4	0	1	1	0	CBJ	10	0	2	2	0		1	0	0	0	0	STL	7	0	1	1	0	
-	-	-	-	-	DAL	5	0	2	2	0		1	0	0	0	0	T.B.	7	0	2	2	0	
4	0	0	0	0	DET	9	1	0	1	2		1	0	0	0	0	TOR	9	1	2	3	0	
4	1	1	2	0	EDM	5	1	1	2	0		2	0	0	0	0	VAN	9	1	0	1	0	
1	0	0	0	0	FLA	8	0	1	1	2		1	0	0	0	0	WSH	6	2	1	3	0	
3	0	0	0	2	L.A.	9	1	0	1	2		57	4	7	11	14	TOTAL	220	20	35	55	30	
2	0	0	0	2	MIN	9	0	0	0	2													
-	-	-	-	-	MTL	6	0	2	2	0		29	2	3	5	6	HOME	108	12	17	29	14	
4	0	1	1	2	NSH	9	1	1	2	4		28	2	4	6	8	AWAY	112	8	18	26	16	

CONTRACT STATUS: THROUGH 2009-10 SEASON

CAREER HIGHLIGHTS

MOST GOALS, GAME: 3, Oct. 16, 2001 at OTT

MOST ASSISTS, GAME:

2, 3 times, last Nov. 1, 2001 vs. TOR

MOST POINTS, GAME:

3, Oct. 16, 2001 at OTT (3-0-3)

MOST PIM, GAME:

2, 16 times, last Feb. 14, 2009 at CHI

MOST SHOTS, GAME:

7, twice, last Oct. 23, 2001 at ATL

GOAL SCORING STREAK: 2 games, twice, last Nov. 30 - Dec. 2, 2008 (2 goals)

ASSIST SCORING STREAK: 3 games, Dec. 15 - 21, 2006 (3 assists)

POINT SCORING STREAK: 5 games, Nov. 30 - Dec. 10, 2008 (3-2-5)

GAMES PLAYED STREAK: 65 games, Oct. 16, 2001 - Mar. 18, 2002

FIRST NHL GAME: Dec. 5, 2000 at OTT

FIRST NHL GOAL: Dec. 10, 2000 at DET

FIRST NHL POINT: Dec. 10, 2000 at DET



MIKE | C • 6-0 • 180 • Shoots Left
Feb. 10, 1980 • Montreal, QC

RIBEIRO

2008-09: Led the Stars in assists (56), points (78) and multiple-point games (20), and ranked second in power-play goals (7) and third in goals (22)... His 56 assists tied a career high, set in 2007-08, and ranked ninth in the league overall... Topped the club in scoring for the third straight year, and in assists for the second year in a row (was one helper shy of the team leader, Zubov, three seasons ago)... Is one of just six NHL players with at least 20 goals and 50 assists in each of the last two seasons (also Malkin, Datsyuk, Getzlaf, St. Louis and Thornton)... One of two Stars to skate in all 82 games this season (also Eriksson) ... Set a new career-high eight-game point-streak from Mar. 3-17 (4-7-11), breaking his previous career-best of seven games, set most recently Oct. 13-31, 2007 (4-7-11)... Skated in his 500th career NHL game on Mar. 10 at St. Louis... Netted his first career NHL hat trick on Jan. 21 at Florida... Set a new career-high with five points (1-4-5) on Oct. 23 at NY Islanders, with the four helpers that night tying a career-high... Dallas went 14-2-4 in his 20 multiple-point games, and 13-4-1 when he netted a goal.

CAREER HIGHLIGHTS: In **2007-08**, set new career-highs for goals (27), assists (56), and points (83)...Ranked first on the Stars in assists and points, and was tied for second in assists... Appeared in his first NHL All-Star Game in Atlanta...Had two four-point games – tying his

then-career-high... Earned his 200th career assist on Mar. 29 at LA in a three-assist effort... Had 23 multi-point games, including seven three-point games and two four-point efforts... Had two four-game goal streaks – new career-highs (Dec. 7-15 & Dec. 21-29)... Had goals in 8 of 10 games and points in 9-of-10 contests as part of those two streaks from Dec. 7-29 (10-9-19)... Led Dallas in assists (14) and points (17) in the playoffs, appearing in all 18 games... In **2006-07**, played in 81 games for the Stars, ranking first in points (59) and third in assists (41)... Appeared in his 300th career NHL game on Nov. 30 at Washington, registering two assists... Tallied two goals on Mar. 18 vs. Phoenix, the second was the overtime game-winner and his 200th career NHL point... Boasted four multi-point outings over his last eight games (4-7-11) and had points in seven of his final 11 contests (7-7-14)... In seven playoff games, notched three assists and ranked tied for second in helpers and tied for third in points... In **2005-06**, boasted 11 multi-point games, including one three-point outing (Apr. 6 at Ottawa) and four two-goal contests... Posted a six-game assist streak (seven assists), Dec. 1-17... Notched two assists in six post-season outings... In **2004-05**, played in 17 games with Espoo in Finland, registering eight goals and nine assists for 17 points... In **2003-04**, scored 20 goals, 45 assists and 65 points, leading Montreal in scoring... Posted 12 game-winning points (5-7-12)... Set a then career-high seven-

AWARDS & ACCOMPLISHMENTS

NHL ALL-STAR GAME - 2008



game assist/point streak (0-7-7) from Nov. 8 - 22... Had four helpers on Dec. 18 vs. Nashville... Notched four points for the second time in three weeks (1-3-4) on Jan. 10 at Pittsburgh... During the playoffs, tallied three points (2-1-3) in 11 outings... In **2002-03**, skated in 52 games with Montreal, collecting 17 points (5-12-17)... Missed the first 13 games due to a collarbone fracture... Also played in three games with Hamilton of the AHL... In **2001-02**, skated for the Rookie Team at the Youngstars game during the NHL All-Star Weekend, recording four points (1-3-4)... Played 43 games with Montreal (8-10-18) and appeared in 23 contests with AHL Quebec (9-14-23)... Registered his first multi-point game of his career on Dec. 3 vs. Chicago (0-2-2)... In **2000-01**, skated in 74 games with AHL Quebec, placing second on the club with 66 points (26-40-66) and earning Quebec's Player of the Year honors... Also appeared in two games for Montreal going scoreless... In **1999-00**, saw his first NHL action with Montreal and registered two points (1-1-2) in 19 games.

AMATEUR CAREER: Played two-plus seasons with Rouyn-Noranda (1997-99) and one season with Quebec (1999-00) of the Quebec Major Junior League, appearing in 159 total games and registering 125 goals and 216 assists for 341

points... With Quebec in **1999-00**, he tallied 45 points (17-28-45) in 21 outings and was named to the QMJHL All-Star Game... Won a bronze medal with Team Canada at the 2000 World Junior Championships in Sweden... In **1998-99** with Rouyn-Noranda, had his best offensive season in juniors, collecting 67 goals and 100 assists for 167 points in 69 games... Was the top scorer in the Canadian Hockey League and QMJHL, and led the QMJHL in goals... Was named to the QMJHL and the CHL First All-Star Teams, and the 1999 QMJHL All-Star Game... In **1997-98**, led the QMJHL in assists (85) and was named to the CHL All-Rookie Team and the QMJHL Second All-Star Team... Won the Michel Bergeron Award as QMJHL Offensive Rookie of the Year.

PERSONAL: Hometown: Montreal, Quebec... Lists his favorite sport (other than hockey) as basketball... His favorite actress is Angelina Jolie... Is a big fan of the movie The Shawshank Redemption... His most memorable hockey moment is his first NHL game... The funniest teammate he played with is Aaron Downey... His favorite thing about the city of Dallas is the malls... Mike and his wife, Tamara, reside in Frisco with their three children - Mikael, Noah and Viktoria.

CONTRACT STATUS: THROUGH 2012-13 SEASON

RIBEIRO vs. NHL

2008-2009					CAREER					2008-2009					CAREER						
GP	G	A	PTS	PIM	GP	G	A	PTS	PIM	GP	G	A	PTS	PIM	GP	G	A	PTS	PIM		
6	4	8	12	6	ANA	26	7	22	29	16	2	0	1	1	0	N.J.	18	2	3	5	6
1	0	2	2	0	ATL	15	5	5	10	8	1	1	4	5	0	NYI	18	5	8	13	6
1	0	0	0	0	BOS	20	2	5	7	10	2	2	2	4	2	NYR	15	4	7	11	4
1	0	0	0	2	BUF	22	1	9	10	4	1	0	1	1	0	OTT	23	5	5	10	10
4	0	1	1	2	CGY	19	2	6	8	8	1	0	0	0	0	PHI	17	5	3	8	10
1	1	0	1	0	CAR	15	3	4	7	10	6	0	7	7	4	PHX	24	7	19	26	12
4	0	1	1	2	CHI	17	3	6	9	4	1	0	0	0	0	PIT	14	5	11	16	0
4	0	1	1	4	COL	14	3	6	9	8	6	0	3	3	8	S.J.	27	7	13	20	10
4	0	6	6	2	CBJ	14	1	13	14	2	4	2	1	3	6	STL	14	7	10	17	12
-	-	-	-	-	DAL	3	2	0	2	0	1	0	0	0	0	T.B.	15	3	3	6	8
4	1	3	4	0	DET	13	3	7	10	12	1	1	1	2	0	TOR	24	10	9	19	6
4	1	2	3	6	EDM	20	2	11	13	8	4	1	1	2	0	VAN	19	2	9	11	8
2	4	1	5	2	FLA	15	5	7	12	6	1	0	1	1	0	WSH	15	0	7	7	4
6	4	2	6	2	L.A.	27	10	21	31	8	82	22	56	78	52	TOTAL	515	117	256	373	212
4	0	4	4	0	MIN	16	2	13	15	6						HOME	254	59	125	184	98
1	0	1	1	2	MTL	2	1	3	4	2	41	12	30	42	28	AWAY	261	58	131	189	114
4	0	2	2	2	NSH	14	3	11	14	4											



CAREER HIGHLIGHTS

MOST GOALS, GAME:

3, Jan. 21, 2009 at FLA

MOST ASSISTS, GAME:

4, twice, last Oct. 23, 2008 AT NYI

MOST POINTS, GAME:

5, Oct. 23, 2008 at NYI (1-4-5)

MOST PIM, GAME:

10, Mar. 13, 2008 at DET

MOST SHOTS, GAME:

7, three times, last Feb. 28, 2009 at ANA

GOAL SCORING STREAK:

4 games, twice, last Dec. 21 - 29, 2007 (5 goals)

ASSIST SCORING STREAK:

7 games, Nov. 8 - 22, 2003 (7 assists)

POINT SCORING STREAK:

8 games, Mar. 3-17, 2009 (4-7-11)

GAMES PLAYED STREAK:

94 games, Dec. 5, 2003 - Dec. 31, 2005

FIRST NHL GAME: Oct. 2, 1999 vs. TOR

FIRST NHL GOAL: Oct. 23, 1999 at TOR

FIRST NHL POINT: Oct. 23, 1999 at TOR

Season	Club	REGULAR SEASON					PLAYOFFS					
		League	GP	G	A	PTS	PIM	GP	G	A	PTS	PIM
1997-98	Rouyn-Noranda	QMJHL	67	40	85	125	55	6	3	1	4	0
1998-99	Rouyn-Noranda	QMJHL	69	67	100	167	137	11	5	11	16	12
	Fredericton	AHL	-	-	-	-	-	5	0	1	1	2
1999-00	Montreal	NHL	19	1	1	2	2	-	-	-	-	-
	Quebec	AHL	3	0	0	0	2	-	-	-	-	-
	Rouyn-Noranda	QMJHL	2	1	3	4	0	-	-	-	-	-
	Quebec	QMJHL	21	17	28	45	30	11	3	20	23	38
2000-01	Montreal	NHL	2	0	0	0	2	-	-	-	-	-
	Quebec	AHL	74	26	40	66	44	9	1	5	6	23
2001-02	Montreal	NHL	43	8	10	18	12	-	-	-	-	-
	Quebec	AHL	23	9	14	23	36	3	0	3	3	0
2002-03	Montreal	NHL	52	5	12	17	6	-	-	-	-	-
	Hamilton	AHL	3	0	1	1	0	-	-	-	-	-
2003-04	Montreal	NHL	81	20	45	65	34	11	2	1	3	18
2004-05	Espoo	Finland	17	8	9	17	4	-	-	-	-	-
2005-06	Montreal	NHL	79	16	35	51	36	6	0	2	2	0
2006-07	Dallas	NHL	81	18	41	59	22	7	0	3	3	4
2007-08	Dallas	NHL	76	27	56	83	46	18	3	14	17	16
2008-09	Dallas	NHL	82	22	56	78	52	-	-	-	-	-
STARS TOTALS			239	67	153	220	120	25	3	17	20	20
NHL TOTALS			515	117	256	373	212	42	5	20	25	38

CAREER TRANSACTIONS: Montreal's second round selection (45th overall) in the 1998 Entry Draft...Acquired by Dallas from Montreal with a sixth round pick in 2008 in exchange for Janne Niinimaa and a fifth round selection in 2007 on Sept. 30, 2006.



BRAD

C • 6-0 • 192 • Shoots Left
May 2, 1980 • Murray Harbour, PEI

RICHARDS

91

2008-09: Ranked second on the Stars in multiple-point games (16) and assists (32), third on the Stars in points (48), tied for fourth in power play goals (5), tied for sixth in goals (16)... Had a career-tying four-game goal streak (4-5-9) from Dec. 18-27, and points in five-straight (4-6-10) from Dec. 16-27 ... Scored the shootout-deciding goal Dec. 18 vs. Columbus and added four points (1-3-4)...Dallas went 10-3-3 when he netted a goal... Missed 25 of the final 26 games of the year from two separate injuries – broken right wrist on Feb. 16 at Columbus (missed 15 games), broken left hand at San Jose Mar. 21 (missed 10 games).

CAREER HIGHLIGHTS: In **2007-08**, scored 20 goals and 42 assists for 62 points in 74 combined games with Tampa Bay and Dallas (12 gp, 2-9-11 pts w Dallas)...Became first player in NHL history to record five assists in his debut with a team on Feb. 28 vs. Chicago (tied a franchise record for assists, done twice before with Minnesota North Stars). It also set personal career-highs for assists and points in a game... Scored his 500th NHL point with an assist on Mar. 29 at Los Angeles...Had 13 multi-point games on the season...Appeared in all 18 playoff games for Dallas, tying-for-second in scoring with 15 (3-12-15) points and two game-winning goals...Tied an NHL record with 1-3-4 points in the third period at San Jose in Game Two on Apr. 27 (accomplished 12 other times in NHL history). Also set playoff career-high for assists and points in a game... In **2006-07**, finished the season with 25 goals, 1 shy of his career-high...Ranked 2nd in the NHL among forwards in average ice time (24:06), also a career high...Was 2nd on Tampa Bay in face-off percentage (51.4%) ... Ranked 3rd on the team

in power play points (33)... Scored a career-high 12 power play goals...Recorded his 300th career assist 3/7 at EDM...Played in his 450th career game 1/5 at COL...Recorded his 400th career point with an assist 12/28 vs. PHI...Played in all 6 games of the ECQF vs. NJ...Was tied for the team lead with 5 assists and 8 points ... In **2005-06**, established personal bests with 68 assists and 91 points ...Set a franchise and personal best with an assist in 10 consecutive games from 3/17-4/6 (2-16-18), surpassing Martin St. Louis' 8-game streak...scored 2 assists, his 56th and 57th of the season, to tie the Lightning record for assists in a season...Scored his 100th career goal 1/31 vs. TOR...Recorded a 10-game point streak 11/10-11/30/05 (4-8-12)...Recorded at least a point in all 5 games of the ECQF (3-5-8)...Tied a post-season career-high with 3 points (1-2-3) in Game 2 at OTT...Registered 2 multi-point games (Games 2 and 4) in 5 games...Tied the Tampa Bay playoff record for most points in a game with 3 (1-2-3) in Game 2 at OTT...At the 2006 Olympics, had 2 goals and 2 assists in 6 games for Canada...Ranked 1st on the team in points and was tied for the lead in goals...In **2004-05**, played in 6 games with Ak Bars Kazan in the Russia prior to suffering a sports hernia...In **2003-04**, scored a shorthanded goal and three helpers in the World Cup of Hockey for gold-medal winning Canada...Set career highs in goals (26), points (79), plus/minus, SHG and GWG...Played 80 games or more for the 4th straight season and played in all 82 games for the 3rd time in his career...Had 7 3-point games...Had a career best 12-game point streak 2/17-3/8 (6-14-20), 3rd longest in Lightning history...Recorded his 200th career point 10/10 vs. BOS. 2004 Playoffs: Was awarded the Conn Smythe Tro-

AWARDS & ACCOMPLISHMENTS

- NHL ALL-ROOKIE TEAM - 2001
- LADY BYNG MEMORIAL TROPHY - 2004
- CONN SMYTHE TROPHY - 2004
- STANLEY CUP CHAMPIONSHIP - 2004
- WINTER OLYMPICS - 2006



phy as playoff MVP...Won the Lady Byng trophy for sportsmanship and gentlemanly conduct...Set a new Lightning record for points in a post-season with 26...Established a new Lightning record for most goals in a post-season with 12... Set a new franchise record for most PPGs in a post-season (7)
 ...Recorded 9 points in the SCF vs. CGY tying the franchise record for most points in a series...Scored his 10th goal of the playoffs, his 7th GWG of the post-season setting a new NHL record for most GWG in a playoffs in Game 4 at CGY...Registered a 5-game point streak 5/18-5/27/04, 3g-5a...In **2002-03**, tied for team lead in assists...57 assists tied franchise single season record (with Prospal, former mark was 56 by Brian Bradley in 1995-96)... Finished the season ranked tied for 1st in the NHL in power-play assists (34), tied for 4th in assists, 6th in power-play points (38), tied for 12th in shots on goal, and 24th in points... Made NHL playoff debut, appearing in all 11 games and recording 5 assists and 12 PIM ... In **2001-02**, appeared in all 82 games, led team in points (62), assists (42) and shots on goal (251)... Tied for 2nd on team in goals (20) ... In **2000-01**, appeared in seven games for Team Canada at the 2001 World Championships, scoring 3-3-6...NHL's Rookie of the Month for October 2000... Only Lightning player to appear in all 82 games...Led NHL rookies in goals (21), assists (41), and points (62)... Recorded 1st career points with a goal and an assist vs. VAN (10/8/00).

AMATEUR CAREER: Played three seasons for Rimouski of the QMJHL, recording 143 goals and 289 assists for 432 points in 190 games...Also recorded 30 goals and 60 assists for 90 points in 42 playoff games. **1999-2000:** Captured the Memorial Cup with Rimouski and was named Canadian Hockey League

Player of the Year, QMJHL League Most Valuable Player, QMJHL Playoff MVP and Memorial Cup Tournament MVP...Also captured the CHL's Top Scorer and Best Plus/Minus Awards and the QMJHL's Offensive Player of the Year honors...Was named to the CHL and QMJHL First All-Star Teams and the Memorial Cup Tournament All-Star Team...Was named QMJHL Player of the Month in October, January and February...In 63 games with Rimouski, led the CHL in goals (71), assists (115) and points (186)...Recorded the highest QMJHL point total since Yanic Perrault of Trois-Rivieres in 1990-91...In 12 playoff games, led the QMJHL and CHL in playoff assists (24) and playoff points (37) and led the QMJHL in playoff goals (13)...Tied for 1st in Memorial Cup Scoring with 10 points (4-6-10) in 4 games...Appeared in the World Junior Championships with Team Canada, tallying a 1-1-2 in 7 games. **1998-99:** Ranked 3rd in the QMJHL in assists (92) and 4th in points (131)...1st on the team in assists, points and 2nd in goals (39)...In 11 games, led the team in playoff assists (12), points (21) and tied for 1st in goals (9). **1997-98:** 1st season of major-junior hockey, tied Vincent Lecavalier for 1st on the team and 5th in the league in points (115)...Also ranked 1st on the team in assists (82).

PERSONAL: Spends his off-seasons back home in Murray Harbour, PEI...Also has a home in Tampa...Lists his most memorable hockey moments as his 1st NHL Game (Opening Night 2000-01 vs. NYI) and winning the 2004 Stanley Cup with the Lightning...Has purchased a block of seats at the American Airlines Center that is donated to local children's charities and military families throughout the Stars season.

RICHARDS vs. NHL

2008-2009					CAREER					2008-2009					CAREER					
GP	G	A	PTS	PIM	GP	G	A	PTS	PIM	GP	G	A	PTS	PIM	GP	G	A	PTS	PIM	
3	2	2	4	0	12	5	3	8	2	2	0	3	3	0	29	4	21	25	6	
1	0	0	0	0	44	17	34	51	6	1	0	0	0	0	28	9	15	24	2	
1	0	0	0	0	28	6	19	25	0	2	1	1	2	2	29	3	20	23	2	
1	1	0	1	0	28	9	15	24	6	1	1	1	2	0	29	9	10	19	4	
2	1	1	2	0	9	5	5	10	0	1	0	1	1	0	27	7	22	29	2	
-	-	-	-	-	42	10	26	36	27	5	0	1	1	2	14	1	8	9	4	
2	0	2	2	0	11	1	13	14	2	-	-	-	-	-	25	5	21	26	6	
3	1	1	2	0	13	3	6	9	2	4	0	1	1	2	13	5	5	10	6	
4	3	4	7	0	11	3	8	11	0	1	0	0	0	0	9	0	7	7	0	
-	-	-	-	-	7	4	1	5	0	1	1	1	2	0	1	1	1	2	0	
4	0	3	3	0	13	2	8	10	6	1	1	0	1	0	28	13	14	27	4	
3	0	2	2	0	10	4	7	11	0	2	0	0	0	0	9	5	5	10	2	
1	0	1	1	0	44	14	25	39	33	1	0	0	0	0	44	6	23	29	6	
3	1	2	3	0	13	2	12	14	0	56	16	32	48	6	TOTAL	620	168	380	548	139
2	2	2	4	0	9	5	5	10	0	27	10	21	31	6	HOME	311	98	218	316	83
-	-	-	-	-	28	6	10	16	9	29	6	11	17	0	AWAY	309	70	162	232	56
4	1	3	4	0	13	4	11	15	2											



CAREER HIGHLIGHTS

MOST GOALS, GAME:

2, 13 times, last on Jan. 12, 2008 at FLA

MOST ASSISTS, GAME:

5, Feb. 28, 2008 vs. CHI

MOST POINTS, GAME:

5, Feb. 28, 2008 vs. CHI (0-5-5)

MOST PIM, GAME:

14, Feb. 28, 2006 vs. FLA

MOST SHOTS, GAME:

12, Mar. 7, 2003 vs. COL

GOAL SCORING STREAK:

4 games, twice, last Dec. 18-27, 2008 (4 goals)

ASSIST SCORING STREAK:

10 games, Mar. 17-Apr. 6, 2006 (16 assists)

POINT SCORING STREAK:

12 games, Feb. 17-Mar. 8, 2004 (6-14-20)

GAMES PLAYED STREAK:

356 games, Jan. 20, 2003 - Mar. 30, 2008

FIRST NHL GAME: Oct. 6, 2000 vs. NYI

FIRST NHL GOAL: Oct. 8, 2000 vs. VAN

FIRST NHL POINT: Oct. 8, 2000 vs. VAN

Season	Club	REGULAR SEASON						PLAYOFFS					
		League	GP	G	A	PTS	PIM	GP	G	A	PTS	PIM	
1997-98	Rimouski	QMJHL	68	33	82	115	44	19	8	24	32	2	
1998-99	Rimouski	QMJHL	59	39	92	131	55	11	9	12	21	6	
1999-00	Rimouski	QMJHL	63	71	115	186	69	12	13	24	37	16	
2000-01	Tampa Bay	NHL	82	21	41	62	14	-	-	-	-	-	
2001-02	Tampa Bay	NHL	82	20	42	62	13	-	-	-	-	-	
2002-03	Tampa Bay	NHL	80	17	57	74	24	11	0	5	5	12	
2003-04	Tampa Bay	NHL	82	26	53	79	12	23	12	14	26	4	
2004-05	Kazan	Russia	6	2	5	7	16	-	-	-	-	-	
2005-06	Tampa Bay	NHL	82	23	68	91	32	5	3	5	8	6	
	Canada	Olympics	6	2	2	4	6	-	-	-	-	-	
2006-07	Tampa Bay	NHL	82	25	45	70	23	6	3	5	8	6	
2007-08	Tampa Bay	NHL	62	18	33	51	15	-	-	-	-	-	
	Dallas	NHL	12	2	9	11	0	18	3	12	15	8	
2008-09	Dallas	NHL	56	16	32	48	6	-	-	-	-	-	
STARS TOTALS				68	18	41	59	6	18	3	12	15	8
NHL TOTALS				620	168	380	548	139	63	21	41	62	36

CAREER TRANSACTIONS: Tampa Bay's second-round selection (No. 64 overall) in the 1998 Entry Draft. Acquired by Dallas from Tampa Bay with Johan Holmqvist in exchange for Jeff Halpern, Jussi Jokinen, Mike Smith and a 2009 fourth-round draft pick on Feb. 26, 2008.

CONTRACT STATUS: THROUGH 2010-11 SEASON



STEPHANE | D • 5-11 • 190 • Shoots Right
Mar. 3, 1977 • Sherbrooke, QC

ROBIDAS

2008-09: Set career-high in assists (23) and tied his career-high in points (26)...Led the team in hits (221) and ranked 12th in the league...Led the team in ice-time (24:32 avg.) and ranked second in plus/minus (+10)...Skated in the NHL All-Star Game in Montreal, his first All-Star appearance...Appeared in his 500th career NHL game on Oct. 31 at Chicago...Tied a career-high for assists and points in a game Oct. 10 vs. Columbus (0-3-3)...Missed the final seven games of the season with a knee injury... Missed three games in December due to a broken jaw.

CAREER HIGHLIGHTS: In **2007-08**, ranked first on the team in blocked shots (109) and second in hits (220)... Set a new career-high for goals (9) and points (26) in a season and tied a then career-high with 17 assists...Was one of five players to play in all 82 games...Tallied his first career multi-goal game with two goals at Anaheim on Feb. 15... Played in all 18 playoff games for the Stars, scoring 3-8-11 points, logging 25:31 avg. ice-time (second only to Zubov)...In **2006-07**, set a then career-high for assists in one season (17)...Ranked first on the Stars in hits (197)...Set a then career-high with three assists on Oct. 14 at Los Angeles...Appeared in his 400th career NHL game on Mar. 11 vs. Los Angeles...In

2005-06, set a career-high in points (20)...Scored his second career shorthanded goal on Nov. 18 vs. Columbus...Appeared in his 300th career NHL game on Jan. 16 at Montreal...Collected two assists in five playoff games against Colorado...In **2004-05**, spent the season with the Frankfurt Lions in the German Elite League, registering 47 points (15 goals and 32 assists) and 64 penalty minutes in 51 games...Ranked tied-for-third on the club in assists, fourth in points and fifth in goals...Among league leaders, ranked tied for fourth in assists and tied for 11th in scoring...Split the **2003-2004** season between Dallas and Chicago, appearing in a total of 59 games and posting three goals and 10 assists for 13 points and 41 penalty minutes...Traded to Chicago on Nov. 17 (for Jon Klemm) and played 45 games for the Blackhawks...In **2002-03**, appeared in his first season with Dallas, collecting three goals and seven assists for 10 points in a then career-high 76 games...Tallied his first goal of the year and first since Oct. 4, 2001 with Montreal (102 games) on Jan. 29 vs. Calgary...Tallied the first game-winning goal of his career on Mar. 9 vs. San Jose...Appeared in all 12 playoff games with Dallas in 2003... Notched his first career playoff point with an assist in Game One of the Conference Semifinals vs. Anaheim...In **2001-02**, appeared in 56 games with Mon-

AWARDS | ACCOMPLISHMENTS

NHL ALL-STAR GAME - 2009



treat in his second full NHL season...Notched his first career multi-point game in the first contest of the season on Oct. 4 at Ottawa (1-1-2)...In 100th career NHL contest, he tallied a then career-best two assists on Dec. 22 vs. Los Angeles...Appeared in two playoff games, making his NHL playoff debut in Game One of the Conference Semifinals vs. Carolina...In **2000-01**, appeared in his first full NHL season...In 65 games with Montreal, posted six goals and six assists for 12 points... Was the Canadiens' nominee for the Bill Masterton Trophy... Tallied his first NHL point with an assist on Nov. 1 vs. Detroit... Netted his first NHL goal on Nov. 17 at Washington...In **1999-00**, he appeared in 76 games with Quebec (AHL) and one contest with Montreal, making his NHL debut on Oct. 20, 1999 vs. Colorado... Was selected as the Quebec Citadelles' player of the year, after registering 14 goals and 31 assists for 45 points...Appeared in three playoff games with Quebec, tallying one assist...In **1998-99**, recorded eight goals and 33 assists for 41 points in 79 games with Fredericton (AHL)... Also appeared in 15 playoff games, collecting six points (1-5-6)...In **1997-98**, registered 10 goals and 21 assists for 31 points in 79 games with Fredericton...During the 1998 playoffs with Fredericton, appeared in four games and posted two assists.

AMATEUR CAREER: Played four seasons, 1993-1997, with Shawinigan of the Quebec Major Junior Hockey League (QMJHL)...In 272 games with Shawinigan, posted 244 points (63-181-244)...Missed only 12 games over four full seasons at the junior level...In **1996-97**, named the QMJHL defenseman of the year...Named to the QMJHL First All-Star Team after leading team defensemen in scoring (24-51-75)...In **1995-96**, named to the QMJHL First All-Star Team...Named to the Canadian Hockey League Third All-Star Team...Led team defensemen in points (23-56-79).

PERSONAL: Hometown: Sherbrooke, Quebec...He and wife Marie-Eve have two children, Justin and Lexie...The Robidas reside in Plano during the hockey season...Built a house on the lake at Saint-Denis-de-Brompton, a small township in Eastern Quebec not far from Sherbrooke, where the family spends its summers.

CONTRACT STATUS: THROUGH 2009-10 SEASON

ROBIDAS vs. NHL

2008-2009					CAREER					2008-2009					CAREER						
GP	G	A	PTS	PIM	GP	G	A	PTS	PIM	GP	G	A	PTS	PIM	GP	G	A	PTS	PIM		
5	0	1	1	4	ANA	36	4	7	11	28	2	0	1	1	4	N.J.	13	0	2	2	4
1	0	0	0	0	ATL	12	1	2	3	8	1	0	1	1	2	NYI	11	0	4	4	2
1	0	0	0	0	BOS	16	0	3	3	12	2	0	0	0	0	NYR	9	1	1	2	2
1	0	0	0	0	BUF	13	4	1	5	4	1	0	0	0	2	OTT	13	1	1	2	6
3	0	3	3	2	CGY	27	1	8	9	18	1	0	0	0	0	PHI	9	1	2	3	0
1	0	0	0	0	CAR	10	0	3	3	4	4	0	2	2	4	PHX	33	2	2	4	36
4	0	1	1	6	CHI	22	0	2	2	14	1	0	0	0	0	PIT	11	0	0	0	5
3	0	1	1	4	COL	24	1	4	5	12	6	1	0	1	2	S.J.	39	2	6	8	39
4	0	3	3	4	CBJ	25	2	11	13	14	3	0	0	0	2	STL	24	1	2	3	30
-	-	-	-	-	DAL	2	0	0	0	0	1	0	1	1	0	T.B.	9	0	2	2	2
3	1	0	1	8	DET	25	1	4	5	27	1	0	2	2	0	TOR	11	0	5	5	10
4	0	0	0	6	EDM	26	2	2	4	21	4	0	1	1	8	VAN	25	1	4	5	24
2	0	1	1	0	FLA	12	0	3	3	2	1	0	1	1	0	WSH	15	2	2	4	6
5	0	1	1	8	L.A.	36	1	15	16	47	72	3	23	26	76	TOTAL	561	30	105	135	418
3	0	1	1	4	MIN	23	1	4	5	16											
1	0	1	1	0	MTL	6	0	1	1	4	37	2	12	14	38	HOME	283	12	48	60	212
3	1	1	2	6	NSH	24	1	2	3	21	35	1	11	12	38	AWAY	278	18	57	75	206



CAREER HIGHLIGHTS

MOST GOALS, GAME:

2, Feb. 15, 2008 at ANA

MOST ASSISTS, GAME:

3, twice, last Oct. 10, 2008 vs. CBJ

MOST POINTS, GAME:

3, 4 times, last Oct. 10, 2008 vs. CBJ (0-3-3)

MOST PIM, GAME:

15, Apr. 6, 2008 vs. SJ

MOST SHOTS, GAME:

7, twice, last on Jan. 17, 2008 at SJ

ASSIST SCORING STREAK:

3 games, twice, last Jan. 17-21, 2009 (3 assists)

POINT SCORING STREAK:

4 games, Feb. 22-27, 2004 (2-3-5)

GAMES PLAYED STREAK:

113 games, Apr. 2, 2007 – Dec. 10, 2008

FIRST NHL GAME: Oct. 20, 1999 vs. COL

FIRST NHL GOAL: Nov. 17, 2000 at WSH

FIRST NHL POINT: Nov. 1, 2000 vs. DET

Season	Club	REGULAR SEASON						PLAYOFFS					
		League	GP	G	A	PTS	PIM	GP	G	A	PTS	PIM	
1993-94	Shawinigan	QMJHL	67	3	18	21	33	—	—	—	—	—	
1994-95	Shawinigan	QMJHL	71	13	56	69	44	15	7	12	19	4	
1995-96	Shawinigan	QMJHL	67	23	56	79	53	—	—	—	—	—	
1996-97	Shawinigan	QMJHL	67	24	51	75	59	—	—	—	—	—	
1997-98	Fredericton	AHL	79	10	21	31	50	4	0	2	2	0	
1998-99	Fredericton	AHL	79	8	33	41	59	15	1	5	6	10	
1999-00	Montreal	NHL	1	0	0	0	0	—	—	—	—	—	
	Quebec	AHL	76	14	31	45	36	3	0	1	1	0	
2000-01	Montreal	NHL	65	6	6	12	14	—	—	—	—	—	
2001-02	Montreal	NHL	56	1	10	11	14	2	0	0	0	4	
2002-03	Dallas	NHL	76	3	7	10	35	12	0	1	1	20	
2003-04	Dallas	NHL	14	1	0	1	8	—	—	—	—	—	
	Chicago	NHL	45	2	10	12	33	—	—	—	—	—	
2004-05	Frankfurt	DEL	51	15	32	47	64	6	1	2	3	6	
2005-06	Dallas	NHL	75	5	15	20	67	5	0	2	2	4	
2006-07	Dallas	NHL	75	0	17	17	86	7	0	1	1	2	
2007-08	Dallas	NHL	82	9	17	26	85	18	3	8	11	12	
2008-09	Dallas	NHL	72	3	23	26	76	-	-	-	-	-	
STARS TOTALS				394	21	79	100	357	42	3	12	15	38
NHL TOTALS				561	30	105	135	418	44	3	12	15	42

CAREER TRANSACTIONS: Montreal's seventh round choice (164th overall) in the 1995 Entry Draft...Claimed by Atlanta from Montreal in Waiver Draft on Oct. 4, 2002...Acquired by Dallas from Atlanta for future considerations on Oct. 4, 2002...Acquired by Chicago from Dallas, with 2004 second round pick, in exchange for Jon Klemm and a 2004 fourth-round pick on Nov. 17, 2004...Signed by Dallas as a free agent on Aug. 6, 2005.



RAYMOND | RW • 6-2 • 220 • Shoots Right Feb. 19, 1985 • Richmond, BC

SAWADA 12

2008-09: Played most of the season with Manitoba (AHL), scoring six goals and 15 assists for 21 points with 31 penalty minutes in 52 games...Scored two goals at the Toronto Marlies on Dec. 27...Was recalled to Dallas on Feb. 19 and made his NHL debut that night vs. Edmonton, scoring his first NHL goal in the process (on his 24th birthday)...Appeared in 22 playoff games for Manitoba in their run to the Calder Cup Finals, scoring four goals and adding four assists...In **2007-08**, signed a two-year entry level contract with the Stars on March 28, 2008, upon completion of his college career at Cornell.

CAREER HIGHLIGHTS: In **2007-08**, signed a two-year entry level contract with the Stars on March 28, 2008, upon completion of his college career at Cornell...Soon after, made his pro debut with the Iowa Stars (AHL), appearing in 10 games (2-7-9) with a +7 rating.

AMATEUR CAREER: Played four seasons, 2004-2008, with Cornell (137 games, 31-45-76, 131 PIM)...In his senior season with Cornell (**2007-08**), scored 10 goals with 16 assists for 26 points (a career-best) in 36 games...Served as co-captain that season as well for the Big Red...Ranks just

one appearance shy of Cornell's all-time record for most games played (Jeremy Downs - 138 games)...Netted 52 points (20 goals, 32 assists) in 54 games with BCHL Nanaimo in **2003-04**, adding 22 points (6 goals, 16 assists) in 25 BCHL playoff games that season.

PERSONAL: Spends his summers in his hometown of Richmond, B.C...Favorites: Movie - Star Wars, Food - sushi, Music - "Mostly country and hip hop"...Enjoys watching college football and the NFL; fan of Tom Brady and the New England Patriots...Favorite player growing up was Wayne Gretzky...Also played soccer, baseball & basketball, and participated in swimming and track...Says his parents were his biggest influence in hockey...Enjoys golf, fishing and simply relaxing in the off-season...Says he would be in sports medicine or be a firefighter if he were not playing hockey...For his most memorable moment in hockey, lists "the various championships I've won with different teams as I grew up through minor hockey, juniors, and college. However, the most recent highlight moment for me was when I scored my first NHL goal."

CONTRACT STATUS: THROUGH 2009-10 SEASON

Season	Club	REGULAR SEASON							PLAYOFFS				
		League	GP	G	A	PTS	PIM	GP	G	A	PTS	PIM	
2003-04	Nanaimo	BCHL	54	20	32	52	93	25	6	16	22	22	
2004-05	Cornell	ECAC	35	4	5	9	48	-	-	-	-	-	
2005-06	Cornell	ECAC	35	7	13	20	20	-	-	-	-	-	
2006-07	Cornell	ECAC	31	10	11	21	29	-	-	-	-	-	
2007-08	Cornell	ECAC	36	10	16	26	34	-	-	-	-	-	
	Iowa	AHL	10	2	7	9	14	-	-	-	-	-	
2008-09	Dallas	NHL	5	1	0	1	0	-	-	-	-	-	
	Manitoba	AHL	52	6	15	21	31	22	4	4	8	4	
NHL TOTALS				5	1	0	1	0	-	-	-	-	-

CAREER TRANSACTIONS: Dallas' second-round selection (No. 52 overall) in the 2004 Entry Draft.



KARLIS

D • 6-1 • 210 • Shoots Left
July 9, 1974 • Riga, Latvia

SKRASTINS

37

2008-09: Completed his ninth NHL season, second with Florida...Ranked ninth overall in the NHL in blocked shots (171)...Set NHL career highs in assists (14) and points (18)...Had two-assist efforts in three games.

CAREER HIGHLIGHTS: In **2007-08**, despite missing 22 games, he still managed to block 105 shots, ranking third on Florida...Scored the GWG, his first goal as a Panther, March 21 vs. NY Islanders...Traded from Colorado to Florida on Feb. 26...Scored first goal of season Nov. 28 at Edmonton...In **2006-07**, ranked seventh in the league with 190 blocked shots...Broke the NHL record for consecutive games played by a defenseman when he appeared in his 487th-straight game Feb. 8 vs. Atlanta...Eclipsed the previous mark of 486 games set by Tim Horton with the Maple Leafs from 1961-68...Skrastins' streak ended at 495 games when he was held out of the lineup Feb. 25 at Anaheim due to a knee injury...It marked the first time that Skrastins had missed a game since Feb. 18, 2000...Finished second on the club in time on ice (21:13)...Missed a month of action (13 games) due to a knee injury from Feb. 25 - March 25...Recorded a season-high nine blocked shots Nov. 25 vs. Vancouver...Played in his 500th career NHL game Dec. 9 at Los Angeles...Had a pair of assists Jan. 5 vs. Tampa Bay, his first multi-point game since March 20, 2003 at Vancouver...Recorded points in three consecutive games for the first time in his career from Feb. 15-

18...In **2005-06**, ranked second in the NHL in blocked shots with 207...Appeared in all 82 games for the fifth consecutive season...Tied for the team lead with two short-handed goals...Played in his 400th consecutive game on Jan. 21 vs. Detroit...Led the Avalanche with 29 blocked shots during the postseason...Was +2 with seven blocked shots in Game One (CQF) at Dallas...In **2004-05**, played in his native Latvia during the lockout year...In **2003-04**, skated in all 82 games for the fourth-straight season, extending his consecutive games-played streak to 351...Tied a single-season career high with five goals...His first goal with the Avs was an overtime GWG, Nov. 2 at Madison Square Garden...It was his first career OT goal...Notched an assist in back-to-back games, Jan. 24-27...In **2002-03**, Played in all 82 games for the third straight year, extending his consecutive games played streak to 269...Established a Nashville franchise record when he played his 252nd consecutive game March 4 at St. Louis...Ranked second on the Predators in average time on ice (20:17)...Scored his first career SHG at NY Islanders Oct. 15...In **2001-02**, registered career-highs in assists (13) and points (17)...Led Nashville in hits (161) and blocked shots (137)...Ranked third on the club in average time on ice (20:28)...Registered his first two career multiple-point games three days apart: Oct. 22 at Edmonton (2 assists) and Oct. 25 at Calgary (2 assists)...In **2000-01**, was one of five Predators to skate in all 82 games...Led the club

AWARDS & ACCOMPLISHMENTS

WINTER OLYMPICS - 2002, 2006



and ranked ninth in the NHL with 160 blocked shots... Was second on the team in hits (146)...In **1999-2000**, Ranked second among NHL rookies in average ice time (20:48)... Finished third on the Predators with 104 hits...Notched his first NHL goal, the GWG, on Dec. 26 at St. Louis...Was recalled from Milwaukee (IHL) on Nov. 29 and missed only one game (injury) for the remainder of the season...In **1998-99**, appeared in two games with the Predators and became the first Nashville player to record a point in his NHL debut, notching an assist Feb. 9 vs. Detroit...Was the first Predators' draft selection to appear in an NHL regular season contest...Led Milwaukee defensemen and ranked 11th among IHL blue-liners with 44 points.

INTERNATIONAL CAREER: 2006: Played in all five games for Latvia at the Olympics in Torino, Italy, recording one assist. **2003:** Was Latvia's leading scorer with six points (3 goals, 3 assists) in six games at the 2003 IIHF World Championship in Finland. **2002:** Appeared in one game for Latvia at the Olympics in Salt Lake City. **2001:** Ranked second among all defensemen with three goals at the 2001 IIHF World Championship.

PERSONAL: Karlis lists his favorite movie as Gladiator...If he wasn't a hockey player, Karlis says he would be a soccer player...His favorite food is chicken...In the summer, Karlis goes home to Riga, Latvia with his wife Zane and his daughter Karolina.

CONTRACT STATUS: THROUGH 2010-11 SEASON

DID YOU KNOW?

Skrastins holds the NHL record for most consecutive games played by a defenseman - 495 games from Feb. 21, 2000 - Feb. 24, 2007.

SKRASTINS vs. NHL

2008-2009					CAREER					2008-2009					CAREER						
GP	G	A	PTS	PIM	GP	G	A	PTS	PIM	GP	G	A	PTS	PIM	GP	G	A	PTS	PIM		
1	0	0	0	0	ANA	29	0	1	1	4	4	0	0	0	0	N.J.	14	0	1	1	4
5	0	3	3	2	ATL	17	2	4	6	8	4	1	0	1	0	NYI	16	4	1	5	2
4	0	0	0	0	BOS	13	0	1	1	4	4	0	2	2	2	NYR	15	2	4	6	4
4	0	0	0	0	BUF	11	1	1	2	4	4	0	2	2	6	OTT	12	0	2	2	8
1	0	0	0	0	CGY	39	1	8	9	21	4	0	0	0	2	PHI	13	0	2	2	10
5	0	0	0	2	CAR	16	0	0	0	10	1	0	0	0	0	PHX	30	1	6	7	18
1	0	0	0	0	CHI	34	1	4	5	18	4	0	2	2	0	PIT	13	0	6	6	0
1	0	1	1	0	COL	16	0	2	2	8	1	0	0	0	0	S.J.	27	0	4	4	14
1	0	0	0	0	CBJ	31	2	0	2	14	2	0	1	1	0	STL	37	1	5	6	24
2	1	0	1	0	DAL	30	2	2	4	6	6	0	0	0	6	T.B.	19	1	2	3	6
1	0	0	0	0	DET	38	2	4	6	16	4	0	0	0	2	TOR	12	0	1	1	6
1	0	0	0	0	EDM	38	2	7	9	14	1	0	0	0	2	VAN	38	2	5	7	20
-	-	-	-	-	FLA	9	0	1	1	8	6	0	3	3	2	WSH	16	0	4	4	8
1	0	0	0	0	L.A.	31	0	7	7	8	80	4	14	18	30	TOTAL	679	27	88	115	313
1	1	0	1	2	MIN	36	1	1	2	32						HOME	345	15	51	66	165
4	0	0	0	2	MTL	11	1	1	2	6	40	3	8	11	18	AWAY	334	12	37	49	148
2	1	0	1	0	NSH	18	1	1	2	8											

SKRASTINS



CAREER HIGHLIGHTS

MOST GOALS, GAME:

1, 27 times, last Feb. 5, 2009 vs. NYI

MOST ASSISTS, GAME:

2, 7 times, last Apr. 11, 2009 vs. WSH

MOST POINTS, GAME:

2, 8 times, last Apr. 11, 2009 vs. WSH

MOST PIM, GAME:

6, Oct. 16, 2006 vs. CHI

MOST SHOTS, GAME:

6, Feb. 18, 2007 at VAN

GOAL SCORING STREAK:

2 games, Mar. 23-25, 2002 (2 goals)

ASSIST SCORING STREAK:

3 games, Feb. 15-18, 2007 (4 assists)

POINT SCORING STREAK:

3 games, Feb. 15-18, 2007 (0-4-4)

GAMES PLAYED STREAK:

495 games (Feb. 21, 2000 - Feb. 24, 2007)

FIRST NHL GAME: Feb. 9, 1999 vs. DET

FIRST NHL GOAL: Dec. 26, 1999 at STL

FIRST NHL POINT: Feb. 9, 1999 vs. DET

Season	Club	REGULAR SEASON							PLAYOFFS				
		League	GP	G	A	PTS	PIM	GP	G	A	PTS	PIM	
1992-93	Riga	Latvia	40	3	5	8	16	2	0	0	0	0	
1993-94	Riga	Latvia	42	7	5	12	18	2	1	0	1	4	
1994-95	Riga	Latvia	52	4	14	18	69	-	-	-	-	-	
1995-96	TPS Turku	Finland	50	4	11	15	32	11	2	2	4	10	
1996-97	TPS Turku	Finland	50	2	8	10	20	12	0	4	4	2	
1997-98	TPS Turku	Finland	48	4	15	19	67	4	0	0	0	0	
1998-99	Nashville	NHL	2	0	1	1	0	-	-	-	-	-	
1999-00	Milwaukee	IHL	75	8	36	44	47	2	0	1	1	2	
	Nashville	NHL	59	5	6	11	20	-	-	-	-	-	
	Milwaukee	IHL	19	3	8	11	10	-	-	-	-	-	
2000-01	Nashville	NHL	82	1	11	12	30	-	-	-	-	-	
2001-02	Nashville	NHL	82	4	13	17	36	-	-	-	-	-	
	Latvia	Olympics	1	0	0	0	0	-	-	-	-	-	
2002-03	Nashville	NHL	82	3	10	13	44	-	-	-	-	-	
2003-04	Colorado	NHL	82	5	8	13	26	11	0	2	2	2	
2004-05	Riga	Latvia	38	8	21	29	30	12	3	10	13	58	
2005-06	Colorado	NHL	82	3	11	14	65	9	0	1	1	10	
	Latvia	Olympics	5	0	1	1	0	-	-	-	-	-	
2006-07	Colorado	NHL	68	0	11	11	30	-	-	-	-	-	
2007-08	Colorado	NHL	43	1	3	4	20	-	-	-	-	-	
	Florida	NHL	17	1	0	1	12	-	-	-	-	-	
2008-09	Florida	NHL	80	4	14	18	30	-	-	-	-	-	
NHL TOTALS				679	27	88	115	313	20	0	3	3	12

CAREER TRANSACTIONS: Nashville's ninth round selection (230th overall) in the 1998 NHL Entry Draft...Traded by Nashville to Colorado for future considerations (third round pick in the 2004 NHL Entry Draft) on June 30, 2003... Traded by Colorado to Florida for Ruslan Salei on Feb. 26, 2008...Signed as a free agent by Dallas on July 2, 2009.



GARRETT | D • 6-0 • 200 • Shoots Right
Jan. 28, 1980 • Los Angeles, CA

STAFFORD

2008-09: Signed as a free agent by Dallas on July 3, 2008...Spent most of the season with the Grand Rapids Griffins (AHL), skating in 70 games...Led the Griffins defensemen in goals (11), assists (34), and points (45)...Second on the team in assists and tied-for-third in power play goals (7)...Ranked seventh among AHL defensemen in scoring...Played in three NHL games for Dallas, making his Stars debut on Mar. 30 at Phoenix, where he recorded two assists (his first points in the National Hockey League).

CAREER HIGHLIGHTS: In **2007-08**, skated in 69 games for Grand Rapids (11-33-44 pts.)...Went scoreless in two NHL games with Detroit, making his NHL debut on Feb. 23 vs. Vancouver...In **2006-07**, played in 77 games for Worcester (AHL), scoring 11 goals and 30 assists for 41 points...Appeared in six playoff games, earning three assists...From 2003-2006, played three seasons with Cleveland (AHL), appearing in 221 games with 29 goals and 80

assists for 109 points...Was selected to the AHL All-Rookie Team and the AHL Second All-Star Team in 2004.


AMATEUR CAREER: Had a stellar four-year career at the University of New Hampshire, scoring 14 goals and 67 assists for 81 points in 134 games from 1999-2003...Named to the Hockey East Second All-Star Team in 2002 and to the league's All-Tournament Team in 2003.

PERSONAL: Engaged to Lynne...Lists *City of God* as his favorite movie...Favorite band is The Roots...Enjoys playing Golf...His most memorable moment in hockey so far is starting at the Staples Center...His first car was a Mercury Tracer...Favorite kind of food is BBQ...Played baseball, football, soccer, golf and enjoyed skateboarding and BMX biking growing up.

CONTRACT STATUS: THROUGH 2009-10 SEASON

Season	Club	REGULAR SEASON						PLAYOFFS				
		League	GP	G	A	PTS	PIM	GP	G	A	PTS	PIM
1996-97	Des Moines	USHL	37	1	10	11	40	5	0	0	0	0
1997-98	Des Moines	USHL	53	6	17	23	89	12	1	3	4	42
1998-99	Des Moines	USHL	56	8	33	41	54	13	2	2	4	18
1999-00	New Hampshire	HEast	38	3	9	12	28	-	-	-	-	-
2000-01	New Hampshire	HEast	37	5	21	26	44	-	-	-	-	-
2001-02	New Hampshire	HEast	36	5	22	27	42	-	-	-	-	-
2002-03	New Hampshire	HEast	23	1	15	16	24	-	-	-	-	-
2003-04	Cleveland	AHL	73	12	34	46	71	6	0	0	0	6
2004-05	Cleveland	AHL	68	6	18	24	55	-	-	-	-	-
2005-06	Cleveland	AHL	80	11	28	39	86	-	-	-	-	-
2006-07	Worcester	AHL	77	11	30	41	58	6	0	3	3	2
2007-08	Detroit	NHL	2	0	0	0	0	-	-	-	-	-
	Grand Rapids	AHL	69	11	33	44	36	-	-	-	-	-
2008-09	Dallas	NHL	3	0	2	2	0	-	-	-	-	-
	Grand Rapids	AHL	70	11	34	45	50	10	0	5	5	4
STARS TOTALS			3	0	2	2	0	-	-	-	-	-
NHL TOTALS			5	0	2	2	0	-	-	-	-	-

CAREER TRANSACTIONS: Signed as a free agent by Detroit on July 5, 2007...Signed as a free agent by Dallas on July 3, 2008.



BRIAN

C • 6-3 • 209 • Shoots Left
Mar. 1, 1982 • Edmonton, AB

SUTHERBY

20

2008-09: Acquired by Dallas via trade from Anaheim on Dec. 14, 2008...Made his Stars debut on Dec. 23 at Toronto ... Earned his first point as a Star with a goal Jan. 31 at Columbus...Missed eight games with an oblique injury from March 21-April 4...Signed a two-year contract extension on March 9...In 17 games with the Ducks, had three goals and three assists for six points with 19 PIM... Dallas went 4-1-0 when he scored a goal.

CAREER HIGHLIGHTS: In **2007-08**, appeared in his sixth NHL season...Scored his first goal of the season with Washington, Oct. 29 at Toronto...Made his Anaheim debut on Nov. 21 at DAL, going scoreless...Earned his first point as a Duck (assist) in a 4-1 win, Feb. 7 at NYR...Following his acquisition from Washington on Nov. 19, the Ducks went 37-19-5 for 79 points...Played in his 300th career NHL game, Mar. 26 vs. LA...Appeared in five of Anaheim's six CQF games against DAL, averaging 5:28 TOI... Tied his play-off career high with two shots on net in Game 1 of the CQF, Apr. 10 vs. DAL... In **2006-07**, spent his third full season with the Capitals, serving as alternate captain... Among team leaders, ranked tied for seventh in goals (7) and 11th

in points (17)...Also finished fourth in PIM (78)... Six of his seven goals were scored at home...Scored his first career PPG, Feb. 27 vs. FLA... Recorded three multiple-point games, including a two-assist night with a career-high +3 rating on Nov. 4 at PHI...In **2005-06**, Set career highs in goals (14), assists (16), points (30) and appearances (76)...Ranked seventh on the Capitals in goals and eighth in points...Led all Washington regulars with a 16.5 shooting percentage...Had five multi-point contests, including three in a four-game stretch (4-2-6) from Nov. 12-19...Posted a career-high three-game point streak (2-1=3), Dec. 14-18...Had the first two-goal game of his career, Nov. 19 at MTL...In **2004-05**, played the entire season with Portland (AHL), finishing fifth on the team in PIM (115) and sixth in points (29)...Had three PPG and one SHG... In **2003-04**, was limited to 30 games with Washington due to groin and lower back injuries... Scored his first goal of the campaign, Nov. 6 at PHI...In **2002-03**, played his rookie NHL season with Washington... Appeared in five postseason games with the Capitals, going scoreless with 10 PIM...Logged a playoff-high 8:32 TOI in his playoff debut in Game 1 of the CQF, Apr. 10, 2003 at TB... Played in 72 games during the

Season	Club	REGULAR SEASON						PLAYOFFS				
		League	GP	G	A	PTS	PIM	GP	G	A	PTS	PIM
1998-99	Moose Jaw	WHL	66	9	12	21	47	11	0	1	1	0
1999-00	Moose Jaw	WHL	47	18	17	35	102	4	1	1	2	12
2000-01	Moose Jaw	WHL	59	34	43	77	138	4	2	1	3	10
2001-02	Washington	NHL	7	0	0	0	2	-	-	-	-	-
2002-03	Moose Jaw	WHL	36	18	27	45	75	12	7	5	12	33
	Washington	NHL	72	2	9	11	93	5	0	0	0	10
2003-04	Portland	AHL	5	0	5	5	11	-	-	-	-	-
	Washington	NHL	30	2	0	2	28	-	-	-	-	-
2004-05	Portland	AHL	6	2	4	6	16	-	-	-	-	-
2005-06	Portland	AHL	53	10	19	29	115	-	-	-	-	-
2005-06	Washington	NHL	76	14	16	30	73	-	-	-	-	-
2006-07	Washington	NHL	69	7	10	17	78	-	-	-	-	-
2007-08	Washington	NHL	5	1	0	1	7	-	-	-	-	-
2008-09	Anaheim	NHL	45	0	1	1	57	5	0	0	0	2
	Anaheim	NHL	17	3	3	6	19	-	-	-	-	-
	Dallas	NHL	42	5	4	9	52	-	-	-	-	-
NHL TOTALS			363	34	43	77	409	10	0	0	0	12

CAREER TRANSACTIONS: Washington's first round selection (26th overall) in the 2000 Entry Draft...Traded by Washington to Anaheim for Anaheim's 2009 second-round selection on Nov. 19, 2007...Traded by Anaheim to Dallas for David McIntyre and a conditional 2010 sixth round pick on Dec. 14, 2009.

regular season, scoring 2-9-11 points...Recorded his first career multiple-point game (0-2-2) in a 3-2 win, Mar. 28 at OTT...Had a career-high two-game assist streak (0-2-2), Jan. 10-11...Registered the first two-game point streak of his career from Dec. 6-7 (1-1-2)... Picked up his first NHL assist on Dec. 6 vs. ATL and scored his first NHL goal on Nov. 29 vs. OTT... Helped Canada to a silver medal at the World Junior Championship in the Czech Republic... Tied for fourth on Team Canada with 3-3-6 points in seven games...In **2001-02**, Made his NHL debut with WSH, appearing in seven games...Was scoreless in 8:01 TOI in his first career NHL game, a 6-1 win on Oct. 6 vs. NJ.

AMATEUR CAREER: : Played 208 games for Moose Jaw (WHL) from 1998-2002, scoring 178 points (79 goals, 99 as-

sists)... Posted 77 points (34 goals, 43 assists) in 59 games in **2000-01**.

PERSONAL: Resides in his native Edmonton during the off-season...Has a 24-year-old brother and a 20-year-old sister...Spends his summers golfing and fishing...Lists his father as his biggest hockey influence...Supports the fight against epilepsy, donating his time and efforts to the cause... If he were cast on a reality show, he'd pick "Big Brother"... Enjoys watching the National Geographic Channel and is fascinated by the series "Planet Earth"... Lists 24 and Entourage as his favorite TV shows... Served as a little league umpire for his first job... Cites a trip to Mexico as his most memorable vacation...Has an eclectic music collection, listing 50 Cent, Eminem, Kenny Chesney and Tim McGraw as his favorite artists.

CAREER HIGHLIGHTS

MOST GOALS, GAME:

2, Nov. 19, 2005 at MTL

MOST ASSISTS, GAME:

2, 3 times, last Nov. 4, 2006 at PHI

MOST POINTS, GAME:

2, 10 times, last Mar. 3, 2009 at SJ (1-1-2)

MOST PIM, GAME:

17, 3 times, last Mar. 10, 2009 at STL

MOST SHOTS, GAME:

6, Feb. 23, 2009 vs. SJ

GOAL SCORING STREAK:

2 games, 4 times, last Feb. 6-8, 2009 (2 goals)

ASSIST SCORING STREAK:

2 games, 5 times, last Mar. 3-5, 2009 (2 assists)

POINT SCORING STREAK:

3 games, twice, last Feb. 14-19, 2009 (1-2-3)

FIRST NHL GAME: Oct. 6, 2001 vs. NJ

FIRST NHL GOAL: Nov. 29, 2002 vs. OTT

FIRST NHL POINT: Nov. 29, 2002 vs. OTT

SUTHERBY vs. NHL

2008-2009					CAREER					2008-2009					CAREER						
GP	G	A	PTS	PIM	GP	G	A	PTS	PIM	GP	G	A	PTS	PIM	GP	G	A	PTS	PIM		
4	0	0	0	0	ANA	9	0	0	0	2	1	0	0	0	N.J.	16	2	2	4	20	
1	0	0	0	0	ATL	21	0	3	3	38	-	-	-	-	NYI	13	1	0	1	17	
-	-	-	-	-	BOS	13	0	2	2	4	1	1	0	1	NYR	15	2	3	5	32	
1	0	0	0	5	BUF	12	2	2	4	12	1	1	0	1	OTT	14	2	2	4	6	
3	0	1	1	2	CGY	8	0	1	1	11	-	-	-	-	PHI	14	3	3	6	9	
2	0	0	0	0	CAR	22	0	4	4	20	3	0	1	1	PHX	14	2	1	3	14	
2	1	0	1	10	CHI	7	2	0	2	17	1	0	0	0	PIT	11	1	1	2	8	
2	0	0	0	0	COL	7	0	0	0	15	4	1	1	2	S.J.	11	2	2	4	9	
3	1	1	2	14	CBJ	8	2	1	3	14	3	0	0	0	STL	9	0	0	0	19	
1	0	0	0	5	DAL	11	0	1	1	18	1	0	0	0	T.B.	19	2	3	5	6	
4	1	0	1	0	DET	10	1	0	1	8	2	0	1	1	TOR	18	1	3	4	26	
2	0	1	1	2	EDM	6	0	1	1	6	4	0	0	0	VAN	10	0	1	1	23	
2	0	0	0	5	FLA	21	2	3	5	28	1	0	0	0	WSH	1	0	0	0	0	
5	1	1	2	2	L.A.	14	2	1	3	8	59	8	7	15	71	TOTAL	363	34	43	77	409
2	0	0	0	0	MIN	7	0	0	0	6											
2	0	0	0	0	MTL	18	4	2	6	13	31	3	3	6	21	HOME	181	15	18	33	190
1	1	0	1	0	NSH	4	1	1	2	0	28	5	4	9	50	AWAY	182	19	25	44	219

CONTRACT STATUS: THROUGH 2010-11 SEASON

SUTHERBY



MARTY | G • 5-11 • 189 • Catches Left
 Aug. 13, 1975 • Sault Ste. Marie, ON

TURCO 35

Has the most wins (240), games (456), minutes played (25,977), and shutouts (36) in Stars franchise history...Also has the most assists for a Stars goalie (18)...Enters 2009-10 having earned 30+ wins in each of the last six seasons (the longest active streak)... Has stopped 12-of-13 career penalty shots faced (including stopping the last 12 in a row)...Has appeared in 62-or-more games in each of the last five seasons...Last two Stars playoffs combined (2007 + 2008): 25 games, 1.84 GAA, .931 save percentage, 4 shutouts.

2008-09: Sixth-straight 30-win season (33 victories)... Set a franchise record with 32 consecutive starts from Dec. 16-Feb. 28, breaking Cesare Maniago's record of 23 in 1968-69 (Turco also matched his own club record for consecutive appearances with this streak)...Became the franchise leader in games played with his 421st appearance Jan. 15 vs. Buffalo (previously Maniago's record)...Became the franchise leader in minutes played Jan. 29 at Detroit (also Maniago's)...Recorded five assists on the season, tying Ed Belfour for franchise record for helpers in one season...Had three shutouts.

CAREER HIGHLIGHTS: In **2007-08**, Earned 32 wins... Stopped all four penalty shots he faced...Was named the NHL's Second Star of the Month for February, 2008...Had three shutouts, including a 28-save effort in a 1-0 win over Detroit at home on Feb. 17...Appeared in all 18 playoff games, going 10-8 with a 2.08 goals-against-average and a .922 save percentage. Made a franchise-record 61 saves

in Game Six of the West Semifinals vs. San Jose (4 OT), stopping 61-of-62 shots in a 2-1 win...In **2006-07** ranked fourth in the league in goals-against-average (2.23), fifth in shutouts (6), and tied for sixth in wins (38)... Earned the win in net for the Western Conference at the All-Star Game in Dallas, his third straight All-Star appearance...Became the franchise's all-time winningest goaltender with his 161st win on Jan. 20 at Minnesota... Set a career-long shutout sequence of 154:19 from Dec. 2 - 8... In the 2007 playoffs, led the NHL in GAA (1.30) and save percentage (.952) in his seven games...Tied the NHL record for most shutouts in a series (3)...Set a career-long and franchise-long playoff shutout streak of 165:45...In **2005-06**, set the club-record for wins in one season at 41 (originally set by Belfour in '97-98 and matched by Turco in '03-04)...Recorded his 100th career NHL win on Oct. 22 vs. Calgary...Was named the NHL Defensive Player of the Month for November and for January...Was selected to represent Team Canada at the 2006 Winter Olympics but did not dress in a game...In **2004-05**, played in six games with Djurgardens of the Swedish Elite League, posting a 2.02 goals-against and one shutout... In **2003-04**, tied for the most wins in a season by a Stars goalie with 37 (also Belfour in '97-98)...Set new career-high in shutouts (9), tying for the most SO's in a season by a Stars goalie (Belfour in '97-98)...Accumulated the most games played (73) and minutes played (4,359) by a goaltender in one season in franchise history...Among league leaders, ranked second in wins, tied for third in shutouts and third in GAA (1.98)... Allowed one goal or less in seven straight

AWARDS & ACCOMPLISHMENTS

- NHL SECOND ALL-STAR TEAM - 2003
- CROZIER SAVING GRACE AWARD - 2001, 2003
- NHL ALL-STAR GAME - 2003, 2004, 2007
- WINTER OLYMPICS - 2006



starts, Dec. 12-26, becoming the only goaltender in club history to do that and the first goaltender in the NHL since John Vanbiesbrouck went eight starts with one goal or less from Feb. 23-Apr. 16, 1992 with the NYR... In **2002-03**, finished second in voting for the Vezina Trophy (Brodeur) in his first season as an NHL starter... Named to the NHL Second All-Star Team...Set the best GAA in league history since World War II at 1.72, shattering the former record of 1.77 by both Tony Esposito in 1971-72 and Al Rollins in 1950-51...Finished with a save percentage of .932, the second-best save percentage since 1976-77, the first year that stat was kept for individual goaltenders (Hasek in 1998-99, .937)...Posted a franchise-record 16-game unbeaten streak (12-0-4)...In **2001-02**, finished third in the NHL in goals-against-average (2.09) and tied for third in save percentage (.921)...Made a career-high 43 saves on 46 shots in a 3-2 overtime loss on Oct. 28 at NY Islanders...In **2000-01**, won the MBNA Roger Crozier "Saving Grace Award" for the top save percentage in the league (.925)...Finished first among NHL goaltenders in save percentage and goals-against-average (1.90)...Registered the second lowest goals-against-average (Al Rollins, 1.77 in 1950-51) and the best save percentage among rookie goaltenders since 1943 (introduction of the center red line)...Recorded his first career NHL shutout by stopping 33 shots in a 4-0 win Jan. 6 at Boston...Spent the **1999-00** season with Michigan (IHL) and led all IHL goalies in shutouts (7) and saves (1,511), was second in minutes (3,399) and was fourth in wins (28)...Established a new IHL record for consecutive shutout minutes at 282:04, stopping 132 consecutive shots from Mar. 18-Apr. 1...In **1998-99**, spent his first pro season with the Michigan K-

Wings and was awarded the IHL's Longman Trophy as Rookie of the Year.

AMATEUR CAREER: Holds the NCAA record for most career victories, posting a lifetime 127-28-7 record (.806 winning pct.) for Michigan... Took the Wolverines to the Final Four in each of his four years at the school...Won two NCAA National Championships (1996, 1998)...Had a 21-5 record with a 2.03 GAA and a .910 save percentage in 26 post-season starts... Won a record nine NCAA Tournament elimination games (9-2) and is the only goalie with two shutouts in NCAA Tournament games...Was named the **1997-98** NCAA Final Four's Most Outstanding Player, after stopping 38 of 40 shots to lead the Wolverines to the championship...Also named to the NCAA Final Four All-Tournament Team...In **1996-97**, named First Team All-American...Named CCHA Goaltender of the Year and to the All-CCHA First Team...Started 42 of Michigan's 43 games in **1995-96**, leading UM to the NCAA Championship... Named to the NCAA All-Tournament Team...Was named CCHA Rookie of Year in **1994-95**.

PERSONAL: Hometown: Sault Ste. Marie, Ontario...He and wife Kelly have three children - two daughters Hailey (7) and Katelyn (5) and son Finley (1)...Majored in Physical Education at Michigan...Hobbies include golf and fishing...Spokesperson for the Stars' "Stick With Reading" program...Lists his favorite movie as The Shawshank Redemption...His favorite NHL City is Vancouver...Says Wayne Gretzky was his favorite player growing up and Kirk McLean was his favorite goalie... His first job was a bartender.

TURCO vs. NHL

2008-2009					CAREER					2008-2009					CAREER						
W-L-T	GP	SO	GA	GAA	W-L-T	GP	SO	GA	GAA	W-L-T	GP	SO	GA	GAA	W-L-T	GP	SO	GA	GAA		
3-1-2	6	0	15	2.42	ANA	20-9-8	39	3	83	2.17	1-1-0	2	0	5	3.33	N.J.	3-4-0	8	1	18	2.78
1-0-0	1	1	0	0.00	ATL	6-0-0	6	1	8	1.33	1-0-0	1	0	3	3.00	NYI	4-4-1	10	0	23	2.52
0-1-0	1	0	5	5.08	BOS	4-2-0	6	1	9	1.49	2-0-0	2	0	3	1.50	NYR	3-1-1	5	0	9	1.78
0-0-1	1	0	4	3.69	BUF	1-3-1	6	1	16	3.30	0-0-1	1	0	5	4.76	OTT	3-0-1	5	1	12	2.85
2-2-0	4	0	6	1.51	CGY	14-8-3	26	3	46	1.79	0-1-0	1	0	4	4.07	PHI	1-1-3	5	0	11	2.12
1-0-0	1	0	2	2.00	CAR	2-3-0	6	0	14	2.49	2-2-1	5	1	8	1.56	PHX	16-12-2	36	4	77	2.38
0-3-0	3	0	11	4.18	CHI	14-5-1	22	3	43	2.09	---	---	---	---	PIT	0-1-1	2	0	7	3.36	
1-2-0	3	0	9	2.97	COL	11-8-3	25	1	58	2.51	1-5-0	6	0	15	2.67	S.J.	21-12-5	39	4	85	2.28
3-0-1	4	0	15	3.53	CBJ	14-1-2	17	2	39	2.24	0-3-0	3	0	11	6.00	STL	9-7-2	19	2	40	2.31
---	---	---	---	---	DAL	---	---	---	---	---	0-1-0	1	0	3	3.05	T.B.	4-2-0	7	0	13	2.20
3-1-0	4	0	11	3.00	DET	5-11-5	22	1	62	2.89	1-0-0	1	0	2	2.00	TOR	4-1-0	6	0	10	1.84
2-2-0	4	0	13	3.25	EDM	17-6-0	23	3	52	2.29	2-2-0	4	0	11	2.74	VAN	17-6-1	25	2	46	1.91
1-1-0	2	0	6	3.03	FLA	2-4-0	6	0	15	2.50	0-0-1	1	0	6	5.81	WSH	3-0-1	5	0	10	2.31
2-1-3	6	1	14	2.23	L.A.	16-11-8	35	1	87	2.53	33-31-1074	3	203	281	TOTAL	240-134-52	456	36	978	2.26	
2-0-0	2	0	5	2.46	MIN	13-4-1	21	1	38	2.02	18-15-5	39	2	103	2.70	HOME	134-56-24	232	22	476	2.18
0-1-0	1	0	3	3.10	MTL	2-2-1	5	0	10	1.99	15-16-5	36	1	100	2.94	AWAY	106-78-28	224	14	502	2.34
2-1-0	3	0	8	2.70	NSH	11-6-1	19	1	37	2.00											

CONTRACT STATUS: THROUGH 2009-10 SEASON



CAREER HIGHLIGHTS

MOST SAVES, GAME:

43, Oct. 28, 2001 AT NYI (46 shots; 3-2 OT loss)

MOST SHOTS FACED, GAME:

46, Oct. 28, 2001 AT NYI

MOST GOALS AGAINST, GAME:

6, 3 times, last Oct. 25, 2008 vs. WSH

LONGEST SHUTOUT SEQUENCE:

154:19, Dec. 2-8, 2006 (2 shutouts)

LONGEST WINNING STREAK:

6, Jan. 23 - Feb. 1, 2006 (6-0-0)

LONGEST UNBEATEN STREAK:

16, Dec. 29, 2002-Mar. 25, 2003 (12-0-4)

LONGEST LOSING STREAK:

4, 3 times, last Mar. 17-24, 2009 (0-4-0)

LONGEST WINLESS STREAK:

6, twice, last from Nov. 4-19, 2003 (0-4-2)

GAMES PLAYED STREAK:

32, twice, last Dec. 16, 2008 - Feb. 28, 2009

FIRST NHL GAME:

Oct. 10, 2000 at CAR

FIRST NHL WIN:

Oct. 20, 2000 at CHI

FIRST NHL SHUTOUT:

Jan. 6, 2001 at BOS

Season	Club	REGULAR SEASON						PLAYOFFS							
		League	GP	W-L-OL	MIN	GA	SO	AVG	GP	W-L	MIN	GA	SO	AVG	
1994-95	Michigan	CCHA	37	27-7-1	2063	95	2	2.76	-	-	-	-	-	-	
1995-96	Michigan	CCHA	42	34-7-1	2335	84	5	2.16	-	-	-	-	-	-	
1996-97	Michigan	CCHA	41	33-4-4	2296	87	4	2.27	-	-	-	-	-	-	
1997-98	Michigan	CCHA	45	33-10-1	2640	95	4	2.16	-	-	-	-	-	-	
1998-99	Michigan	IHL	54	24-17-10	3127	136	1	2.61	5	2-3	300	14	0	2.80	
1999-00	Michigan	IHL	60	28-27-7	3399	139	7	2.45	-	-	-	-	-	-	
2000-01	Dallas	NHL	26	13-6-1	1266	40	3	1.90	-	-	-	-	-	-	
2001-02	Dallas	NHL	31	15-6-2	1519	53	2	2.09	-	-	-	-	-	-	
2002-03	Dallas	NHL	55	31-10-10	3203	92	7	1.72	12	6-6	798	25	0	1.88	
2003-04	Dallas	NHL	73	37-21-13	4359	144	9	1.98	5	1-4	325	18	0	3.32	
2004-05	Djurgardens	Swe.	6	-	356	12	1	2.02	-	-	-	-	-	-	
2005-06	Dallas	NHL	68	41-19-5	3910	166	3	2.55	5	1-4	319	18	0	3.39	
2006-07	Dallas	NHL	67	38-20-5	3764	140	6	2.23	7	3-4	509	11	3	1.30	
2007-08	Dallas	NHL	62	32-21-6	3629	140	3	2.31	18	10-8	1152	40	1	2.08	
2008-09	Dallas	NHL	74	33-31-10	4327	203	3	2.81	-	-	-	-	-	-	
STARS/NHL TOTALS				456	240-134-52	25976	978	36	2.26	47	21-26	3104	112	4	2.17

CAREER TRANSACTIONS: Dallas' fifth-round selection (No. 124 overall) in the 1994 Entry Draft.



Ivan

D • 5-11 • 176 • Shoots Left
Feb. 18, 1988 • Barnaul, Russia

VISHNEVSKY

2008-09: Spent most of the season with the Peoria Rivermen (AHL), skating in 67 games with six goals and 13 assists for 19 points, his first season as a professional... Also appeared in five playoff games for the Rivermen, earning two assists... Played in three NHL games with the Stars late in the year (Apr. 7-10), earning two assists with a +1 rating... Made his NHL debut on Apr. 7 at Minnesota... Scored his first NHL point with an assist on Apr. 9 at Colorado... Also had an assist in the season finale at Anaheim on Apr. 10... Averaged 19:33 in time-on-ice in his NHL action.

AMATEUR CAREER: Played three seasons (2005-08) with Rouyn-Noranda of the Quebec Major Junior Hockey League, appearing in 159 games while scoring 44 goals and 100 assists for 144 points... Named to the QMJHL Second All-Star Team in **2007-08** after posting 45 points (17 goals and 28 assists) in 45 games... Led all QMJHL de-

fensemen in scoring in **2005-06** with 48 points (13 goals and 35 assists)... Named to the QMJHL Rookie All-Star Team in 2006... Member of Team Russia at the 2006 ADT Canada-Russia Challenge... Participated in the CHL's 2006 Top Prospects Game.

PERSONAL: Lists *The Hangover* as his favorite movie... Considers his two hockey heroes as Russian defensemen Andrei Markov and Sergei Zubov... His favorite non-hockey sports team is Chelsea FC of the Barclays English Premier League... His first car was an M5... Says the funniest teammate he has played with is Mike Ribeiro.

CONTRACT STATUS: THROUGH 2010-11 SEASON

Season	Club	REGULAR SEASON						PLAYOFFS				
		League	GP	G	A	PTS	PIM	GP	G	A	PTS	PIM
2005-06	Rouyn-Noranda	QMJHL	54	13	35	48	57	5	2	1	3	2
2006-07	Rouyn-Noranda	QMJHL	60	14	37	51	90	16	5	8	13	8
2007-08	Rouyn-Noranda	QMJHL	45	17	28	45	50	17	0	6	6	16
2008-09	Dallas	NHL	3	0	2	2	2	-	-	-	-	-
	Peoria	AHL	67	6	13	19	28	5	0	2	2	2
STARS/NHL TOTALS				3	0	2	2	2	-	-	-	-

CAREER TRANSACTIONS: Dallas' first-round selection (No. 27 overall) in the 2006 Entry Draft.



JEFF | D • 6-2 • 217 • Shoots Left
 Sept. 19, 1983 • Vermilion, AB

WOYWITKA

2008-09: Skated in 65 games with the St. Louis Blues, registering three goals and 15 assists for 18 points and 57 penalty minutes with a +8 rating, all personal highs at the NHL level...Had points in a career-high three-straight games (1-2-3) from Jan. 19-29...Scored his first career power play goal and first career game-winning goal on Jan. 21 at Chicago... Averaged 18:28 time-on-ice per game... Appeared in four Stanley Cup Playoff games with the Blues, going scoreless...Also appeared in seven games with Peoria, earning seven assists

CAREER HIGHLIGHTS: In **2007-08**, played in 27 games with the Blues, registering eight points (2-6-8) along with 12 penalty minutes...Averaged 16:04 of time-on-ice and posted a +2 rating...Skated in 52 games with Peoria, notching 30 points (10-20-30) and 35 penalty minutes... Led Peoria in +/- with a +15...In **2006-07**, recorded his first career NHL goal on March 17 at Edmonton...Registered two assists in the Blues' 3-2 overtime victory on

March 1 at New York Islanders...Spent the majority of the season at Peoria, collecting 18 assists in 41 games...In **2005-06**, made his NHL debut on Oct. 6 vs. Detroit and registered two penalty minutes...Recorded his first career NHL point (assist) on March 23 vs. Calgary...Spent the majority of the season with the Peoria Rivermen of the American Hockey League, notching 15 points (1-14-15) and 58 penalty minutes in 53 games played...In **2004-05**, skated in 80 games for the Edmonton RoadRunners of the AHL, posting a then career-high six goals...Tallied 26 points (6-20-26) along with 84 penalty minutes...In **2003-04**, split the season with Philadelphia and Toronto of the AHL... Recorded career highs in games played (82), and points (28) and assists (24).

AMATEUR CAREER: In **2002-03**, played in his fourth season with the Red Deer Rebels of the Western Hockey League (WHL), notching career highs in goals (16), assists (36) and points (52)...Was named to the WHL East

Season	Club	REGULAR SEASON						PLAYOFFS				
		League	GP	G	A	PTS	PIM	GP	G	A	PTS	PIM
1999-00	Red Deer	WHL	67	4	12	16	40	4	0	3	3	2
2000-01	Red Deer	WHL	72	7	28	35	113	22	2	8	10	25
2001-02	Red Deer	WHL	72	14	23	37	109	23	2	10	12	22
2002-03	Red Deer	WHL	57	16	36	52	65	23	1	9	10	25
2003-04	Philadelphia	AHL	29	0	6	6	51	-	-	-	-	-
	Toronto	AHL	53	4	18	22	41	3	0	0	0	2
2004-05	Edmonton	AHL	80	6	20	26	84	-	-	-	-	-
2005-06	St. Louis	NHL	26	0	2	2	25	-	-	-	-	-
	Peoria	AHL	53	1	14	15	58	4	0	0	0	4
2006-07	St. Louis	NHL	34	1	6	7	12	-	-	-	-	-
	Peoria	AHL	41	0	18	18	20	-	-	-	-	-
2007-08	St. Louis	NHL	27	2	6	8	12	-	-	-	-	-
	Peoria	AHL	52	10	20	30	35	-	-	-	-	-
2008-09	St. Louis	NHL	65	3	15	18	57	4	0	0	0	0
	Peoria	AHL	7	0	7	7	2	-	-	-	-	-
NHL TOTALS			152	6	29	35	106	4	0	0	0	0

CAREER TRANSACTIONS: Philadelphia's first round selection (27th overall) in the 2001 NHL Entry Draft... Traded by Philadelphia on Dec. 16, 2003 to Edmonton with Philadelphia's first round choice in 2004 Entry Draft and third round choice in 2005 Entry Draft in exchange for Mike Comrie...Traded from Edmonton to St. Louis on Aug. 2, 2005 with Eric Brewer and Doug Lynch for defenseman Chris Pronger...Signed as a free agent with Dallas on July 7, 2009.

Division First All-Star Team... was honored with the Bill Hunter Memorial Trophy as the WHL's best defenseman...In **2001-02**, tied a career-high in games played (72), collecting 37 points (14-23-37) along with 109 penalty minutes...Notched a career-high 12 playoff points (2-10-12)...In **2000-01**, played in a career-high 72 matches, registering 35 points (7-28-35) along with a career-high 113 penalty minutes helping Red Deer capture the Memorial Cup...Was named to the WHL East Division Second All-Star Team...In **1999-2000**, appeared in 67 games collecting 16 points (4-12-16) in his rookie season with Red Deer.

PERSONAL: A big country music fan, his favorite artists include George Strait, Tim McGraw, Brad Paisley, Keith Urban and Sugarland...Lists Nashville as his favorite road city...Says if he could play a different sport other than hockey that it would be football...Lists Las Vegas, Mexico, Australia and Switzerland as places he would like to visit...Says Dairy Queen is his favorite fast food...Favorite home-cooked meal is steak and a baked potato...Favorite TV show is Two and a Half Men...Favorite game show is Wheel of Fortune...Enjoys Café Mochas from Starbucks.

CONTRACT STATUS: THROUGH 2010-11 SEASON

CAREER HIGHLIGHTS

MOST GOALS, GAME:

1, 6 times, last Apr. 1, 2009 at CBJ

MOST ASSISTS, GAME:

2, twice, last Nov. 30, 2008 at ATL

MOST POINTS, GAME:

2, 3 times, last Nov. 30, 2008 at ATL (0-2-2)

MOST PIM, GAME:

10, Dec. 16, 2008 vs. CGY

MOST SHOTS, GAME:

4, twice, last Feb. 12 at NSH

ASSIST SCORING STREAK:

2 games, 4 times, last Dec. 20 - 21, 2008 (2 assists)

POINT SCORING STREAK:

3 games, Jan. 19-29, 2009 (1-2-3)

FIRST NHL GAME: Oct. 6, 2005 vs. DET

FIRST NHL GOAL: Mar. 17, 2007 at EDM

FIRST NHL POINT: Mar. 23, 2006 vs. CGY

WOYWITKA vs. NHL

2008-2009					CAREER					2008-2009					CAREER					
GP	G	A	PTS	PIM	GP	G	A	PTS	PIM	GP	G	A	PTS	PIM	GP	G	A	PTS	PIM	
3	0	1	1	2	6	1	2	3	4	1	0	1	1	0	N.J.	1	0	1	1	0
1	0	2	2	0	1	0	2	2	0	-	-	-	-	-	NYI	1	0	2	2	0
2	0	2	2	2	2	0	2	2	2	1	0	0	0	0	NYR	2	0	0	0	0
-	-	-	-	-	-	-	-	-	-	1	0	1	1	4	OTT	3	1	1	2	4
3	0	0	0	12	7	0	1	1	12	1	0	0	0	2	PHI	2	0	0	0	2
1	0	0	0	2	1	0	0	0	2	4	0	1	1	4	PHX	9	0	1	1	8
4	2	0	2	7	10	2	1	3	13	-	-	-	-	-	PIT	-	-	-	-	-
3	0	1	1	0	6	0	1	1	2	3	0	0	0	2	S.J.	9	0	1	1	2
6	0	2	2	2	16	0	4	4	4	-	-	-	-	-	STL	-	-	-	-	-
3	0	0	0	2	8	0	1	1	4	1	0	0	0	2	T.B.	2	0	1	1	4
5	1	1	2	2	16	1	3	4	12	-	-	-	-	-	TOR	1	0	0	0	0
4	0	0	0	10	9	1	0	1	12	4	0	1	1	2	VAN	8	0	2	2	8
1	0	0	0	0	1	0	0	0	0	1	0	0	0	0	WSH	1	0	0	0	0
2	0	0	0	0	5	0	0	0	0	65	3	15	18	57	TOTAL	152	6	29	35	106
4	0	1	1	0	9	0	1	1	2	-	-	-	-	-	-	-	-	-	-	
1	0	1	1	0	3	0	2	2	2	31	1	11	12	33	HOME	77	1	19	20	57
5	0	0	0	0	13	0	0	0	7	34	2	4	6	24	AWAY	75	5	10	15	-

WOYWITKA

THIRTY WINS AGAIN: Dallas won its 30th game of the season Mar. 3 at San Jose and has won at least 30 games in 13 of the 15 seasons that have been played in Dallas, including each of the last 12. The Stars have reached 40 wins in the last five seasons prior to 2008-09, as well as in 10 of the past 12 campaigns.

STARS BOAST SECOND-BEST HOME RECORD SINCE 2002-03: Since the 2002-03 season, the Dallas Stars have put together the second-best home record in the NHL. Dallas went 20-16-5 on home ice this season. In addition, the Stars have put together the fifth-best overall record in the league since the 2002-03 season.

BEST HOME RECORDS SINCE 2002-03

Team	GP	W	L	T/OT	PTS. %
Detroit Red Wings	246	170	44	32	.756
Dallas Stars	246	153	66	27	.677
Ottawa Senators	246	149	66	31	.669
San Jose Sharks	246	145	63	38	.667
New Jersey Devils	246	152	71	23	.665

BEST OVERALL RECORDS SINCE 2002-03

Team	GP	W	L	T/OT	PTS. %
Detroit Red Wings	492	309	118	65	.694
New Jersey Devils	492	281	152	59	.631
Ottawa Senators	492	274	156	62	.620
San Jose Sharks	492	268	152	72	.618
Dallas Stars	492	271	156	65	.617

NO SHORTIES FOR YOU: The Dallas Stars tied for second in the league in shorthanded goals against (4), trailing only Philadelphia (1). Calgary allowed the most shorthanded goals in the NHL this season (15). The Stars tied the franchise record for fewest shorthanded goals allowed in a season, set in 1970-71 and by the 1998-99 Stanley Cup-winning squad. The 1991-92 Minnesota North Stars allowed 22 shorthanded goals, a franchise high. 2007-08 season's Stars club surrendered eight shorties.

FEWEST SHORTHANDED GOALS ALLOWED IN A SEASON

YEAR	SHG AGAINST
2008-09	4
1998-99	4
1970-71	4
1973-74	5

SHOTS O'PLENTY: The Dallas Stars outshot their opponents in 14 of 19 games from Dec. 23 – Feb. 6, averaging 32.8 shots per contest (624 total shots) and allowing 26.1 shots per night (495 total shots). During that period, those figures would have placed the Stars first in the League in shots allowed and third in shots per game for the season. That run was book-ended by two of Dallas' most offensive games of the season, as the Stars beat Toronto, 8-2, on Dec. 23 and stomped the New York Rangers, 10-2, on Feb. 6. The Stars accrued 49 shots on goal Jan. 12 vs. Detroit, the most the team has had in a regular-season game since 1997. The team has recorded 45 or more shots 11 times since coming to Dallas (1993-94). Dallas finished the season ranked tied for fourth in fewest shots allowed per game (28.1).

STARS BOMB THE BLUESHIRTS: The Dallas Stars exploded for a 10-2 victory over the NY Rangers on Feb. 6, the most goals scored by the club since moving to Texas in 1993 and tied for the second-most in franchise history. It was the eighth time the franchise has scored double figures in goals and the first since Nov. 28, 1992 vs. San Jose. It marked the 33rd time the Rangers have allowed 10+ goals in their history but the first since Apr. 9, 1993 (PIT 10, NYR 4). The Stars' six goals in the third period were the most a Dallas club has scored, with the franchise record of eight goals in a period having been set by the Minnesota North Stars on Nov. 11, 1981 in the second period of a 15-2 win vs. Winnipeg. The Stars' three power-play goals in the third period set a new Dallas Stars record, with the franchise mark of four set in the second period of an 8-3 Minnesota win on Nov. 16, 1982 at Los Angeles.

STARS' ALL-TIME 10-GOAL GAMES

DATE	OPPONENT	SCORE
2-6-09	vs. NY Rangers	10-2
11-28-92	vs. San Jose	10-3
10-17-85	vs. Detroit	10-1
12-11-85	@ Detroit	10-2
1-27-84	@ St. Louis	10-8
11-5-83	vs. Chicago	10-5
11-11-81	vs. Winnipeg	15-2
3-7-73	vs. Pittsburgh	10-4

SPREADING THE WEALTH: In the Dallas Stars' 7-3 win at Columbus on Jan. 31, the club saw 15 different players collect a point. It was the second time this season that 15 players earned at least one point in a game, as the club also accomplished this feat in its 8-2 victory on Dec. 23 at Toronto. The franchise record for the most players to earn a point in a single game is 16, set on Nov. 11, 1981 (15-2 win vs. Winnipeg) and Dec. 15, 1998 (7-3 win vs. St. Louis).

CAREER YEARS: The Dallas Stars have several players who collected career highs this season. Listed below are the players who set career highs in goals, assists or points in 2008-09:

DALLAS STARS CAREER YEARS

***Excluding first- and second-year players**

PLAYER	2008-09 CAREER HIGH
Krys Barch	4 goals
	5 assists
	9 points
Chris Conner	3 goals (tied)
	10 assists
	13 points
Trevor Daley	7 goals
	25 points
	Loui Eriksson
27 assists	
63 points	
Steve Ott	19 goals
	27 assists
	46 points
Mike Ribeiro	56 assists (tied)
	23 assists
Stephane Robidas	23 assists
	26 points (tied)

STARS HAVE DAZZLING DEBUTS: Mark Parrish scored a hat trick in his Stars debut on Nov. 7 at Anaheim, and Fabian Brunnstrom scored a hat trick in his NHL debut on Oct. 15 vs. Nashville. The last player in the NHL prior to them to earn a hat trick in his personal debut with a team was Steve Sullivan with Nashville on Feb. 14, 2004. According to the Elias Sports Bureau, the Dallas Stars are the first team in NHL history to have two players in one season score three goals in their first career game with a club.

THROW YOUR HATS IN THE AIR: Mike Ribeiro's first career hat trick on Jan. 21 at Florida was Dallas' fifth of the season, which tied Pittsburgh for the third most hat tricks by a team this season (Calgary and Carolina had 6). The 2008-09 Stars squad tied the record for most hat tricks in a season by a Dallas Stars club, set in both 1997-98 and 2003-04, while the franchise record is held by the 1985-86 Minnesota North Stars (11). James Neal (Dec. 23 at Toronto) and Loui Eriksson (Dec. 18 vs. Columbus) each posted their first career hat tricks this season, while Mark Parrish (Nov. 7 at Anaheim) and Fabian Brunnstrom (Oct. 15 vs. Nashville) each did so in their debut with the Stars.

MOST HAT TRICKS BY A TEAM THIS SEASON

TEAM	HAT TRICKS
Calgary Flames	6
Carolina Hurricanes	6
Dallas Stars	5
Pittsburgh Penguins	5
Boston Bruins	4
Montreal Canadiens	4

DALEY BECOMING BLUELINE MAINSTAY: Trevor Daley collected his 24th point of the season with an assist Mar. 10 at St. Louis, tying his career high for points, set in 2007-08. His six goals this year broke his previous best of five, and he finished the season one assist shy of his career mark of 19 helpers, both set in 2007-08. Daley had a career-long four-game point/assist streak from Feb. 14-21 (0-4-4), breaking his previous best of two games, which was set 10 times, most recently Nov. 30 - Dec. 2 (0-2-2). Among club defensemen, Daley ranked first in goals and third in points (25). He missed his first game of the season Mar. 28 vs. Florida with a knee injury. Prior to missing the Florida game, Daley was on a team-high streak of 157 consecutive games played.

ERIKSSON SECOND IN NHL IN SHOOTING PERCENTAGE: Loui Eriksson finished the season with points in nine of the last 15 games (4-8-12) and in 14 of the last 21 (9-10-19). Among league leaders, Eriksson ranked second in shooting percentage (20.2%), tied for seventh in even-strength goals (28) and tied for 12th in goals (36). With 36 goals and 63 points on the season, Eriksson more than doubled his previous career highs of 14 goals and 31 points, each set in 69 games in 2007-08. With seven multiple-goal outings this season, a career-high six-game point streak from Nov. 22-Dec. 2 (4-4-8) and a career-high three assists Mar. 14 vs. Minnesota, Eriksson led the Stars in goals and plus/minus (+14), was second in scoring (36-27-63), tied for second in game-winners (4) and tied for fifth in assists (27). Eriksson was named the NHL's First Star of the Week on Dec. 22 after scoring six goals in three games (6-0-6) from Dec. 16-20 and earned his 100th career NHL point on Mar. 6 at Anaheim. He was also selected to represent Team Sweden at the 2009 World Championships in Switzerland.

ERIKSSON 10TH DALLAS STAR TO HIT 30-GOAL MARK: With two goals Mar. 6 at Anaheim, Loui Eriksson became the 10th player in Dallas Stars history and 27th player in franchise history to record at least 30 goals in a season. His is the 19th 30-goal season in Dallas history and the 68th in Stars franchise history. Mike Modano leads all players with nine 30+ goal seasons, seven of which have come in Dallas.

GROSSMAN CONTINUES GROWTH: Dallas Stars defenseman Nicklas Grossman continued to solidify his place on the club's blue line, setting new career marks in every offensive category. He scored the first regular-season goal of his NHL career on Jan. 12 vs. Detroit and netted his first career game-winning goal in overtime on Mar. 14 vs. Minnesota. He added 10 assists for a total of 12 points, topping the seven assists/points he collected in 2007-08. Grossman missed just one game during the 2008-09 campaign and skated in his 100th career NHL game on Dec. 16 vs. Phoenix. He was selected to represent Sweden at the 2009 World Championships in Switzerland.

LEHTINEN MOVING UP STARS' RANKS: Jere Lehtinen skated in his 800th career NHL game on Feb. 23 vs. San Jose, becoming just the fifth Star to reach that mark. Despite playing only 48 games this season due to injury, Lehtinen accrued 24 points (8-16-24), giving him 497 for his career and moving him into ninth-place in the Stars' all-time scoring list. He also ranks third all-time in Stars history with 37 game-winning goals, behind Mike Modano (90) and Brian Bellows (40). The Stars were 6-0-1 this season when Lehtinen lit the lamp. He also had a career-best eight-game point streak (4-7-11) from Jan. 21-Feb. 8. His previous career-high was six games, set twice, most recently from Dec. 7-19, 2005 (7-2-9). Lehtinen's three points (1-2-3) on Feb. 6 vs. NY Rangers marked his first three-point night since Nov. 5, 2007 at Anaheim (1-2-3).

STARS ALL-TIME GAMES PLAYED LIST

PLAYER	GAMES PLAYED
Mike Modano	1,400
Neal Broten	992
Sergei Zubov	839
Derian Hatcher	827
Jere Lehtinen	817
Curt Giles	760

*active Stars in bold

SEASON FINALE WAS GAME NO. 1,400 FOR MODANO: Mike Modano skated in his 1,400th career game Apr. 10 against Anaheim, a feat accomplished by only 29 other players in NHL history. Only three other active players have hit the 1,400-game mark -- New Jersey's Brendan Shanahan (1,524), Boston's Mark Recchi (1,490) and Carolina's Rod Brind'Amour (1,404). Already the Stars' all-time franchise leader in games played, goals, assists, points, game-winning goals, power-play goals and shorthanded goals, Modano became the highest-scoring American-born player in NHL history in 2007-08 when his two goals on Nov. 7, 2007 at San Jose put him past Phil Housley on that list. He surpassed Joey Mullen's record for most goals by an American on Mar. 17, 2007, and with his assist Mar. 10 at St. Louis, he passed Brian Leetch for the second-most assists by an American-born player in NHL history. Below is a breakdown of that list:

MOST ASSISTS BY A U.S.-BORN PLAYER IN NHL HISTORY

NAME	BIRTHPLACE	YEARS	ASSISTS
Phil Housley	St. Paul, MN	1982-2003	894
Mike Modano	Livonia, MI	1989-current	786
Brian Leetch	Corpus Christi, TX	1987-2006	781
Chris Chelios	Chicago, IL	1983-2009	763

NEAL SHINES IN ROOKIE SEASON: James Neal scored his 24th goal of the season March 24 vs. Vancouver and is the first Stars rookie to score at least 20 goals in a season since the franchise moved to Dallas in 1993. He ranks seventh among all rookies in franchise history in goals (Neal Broten holds the franchise record with 38 goals in 1981-82). Neal finished the season ranked second among NHL rookies in goals (24) and tied for second in power-play goals (9), tied for first in shootout-deciding goals (2), third in shots (171), tied for fifth in shooting percentage (14.0%), tied for ninth in game-winning goals (2) and 11th in points (37). Neal earned his first career NHL hat trick Dec. 23 at Toronto, plus had four two-goal games and two three-game scoring streaks this season. He registered game-winning goals in back-to-back games on Jan. 31 and Feb. 3, and collected three assists in the Upper Deck NHL YoungStars game on Jan. 24 at All-Star Weekend in Montreal. He was also selected to represent Team Canada at the 2009 World Championships in Switzerland.

MOST GOALS IN A SEASON BY A STARS ROOKIE

NAME	SEASON	GOALS
Neal Broten	1981-82	38
Brian Bellows	1982-83	35
Bobby Smith	1978-79	30
Mike Modano	1989-90	29
Roland Eriksson	1976-77	25
Glen Sharpley	1976-77	25
James Neal	2008-09	24
Steve Payne	1978-79	23

NISKANEN BOASTS CAREER OFFENSIVE YEAR: Matt Niskanen finished the season with 35 points, extending his career high in scoring. With his assist March 3 at San Jose, his 27th point of the season, he broke his previous career high of 26 points, set in 78 games in 2007-08. Niskanen had a career-high five-game assist streak from Jan. 31-Feb. 8 and earned a career-high three assists Feb. 6 vs. the NY Rangers. He led all Dallas defensemen in assists (29) and points (35) and was second in goals. He finished fourth on the club overall in helpers and had points in six of the final 10 games (1-6-7). The native of Virginia, Minn., was selected to represent Team USA at the 2009 World Championships in Switzerland.

OTT SETS NEW CAREER MARK FOR GOALS, POINTS: With two goals and an assist in the season finale against Anaheim, Steve Ott tied his career high with three points in a game, set earlier this season. He finished the season with 13 points in the final 14 games (6-7-13). With 19 goals among 46 points on the season, Ott set new career highs in both categories, breaking his previous marks of 11 goals (2007-08) and 22 points (2005-06 and 2007-08). Despite missing 17 games due to a hand injury, Ott finished the year ranked first on the club in PIM (135), fourth in goals (19), tied for fourth in points and power-play goals (5) and tied for fifth in assists (27). He had a career-long eight-game point streak (6-6-12) from Jan. 21-Feb. 8 (his previous high was three games, Nov. 7-11, 2008, 0-3-3), as well as a three-game goal streak (3-2-5) from Feb. 5-8, matching the career-long three straight games he scored a goal in from Jan. 27-31 (3-2-5). Ott posted a goal and two assists for three points on Feb. 6 vs. NYR, the first three-point game of his career. Dallas was 10-4-3 this season when Ott scored a goal.

RIBEIRO FINISHES SEASON STRONG: Dallas center Mike Ribeiro notched two assists Apr. 10 at Anaheim to finish the season with points in 15 of the final 20 games (7-15-22). He had a career-long eight game point streak (4-7-11) from Mar. 3-17, topping his previous best seven-game point streak, set most recently Oct. 13-31, 2007 (4-7-11). Ribeiro's 56 assists tied his career high and ranked him ninth in the league overall. His 78 points ranked him tied for 20th in the league, and he led the Stars in helpers, points and multiple-point games (20). He tied for second in power-play goals (7) and was third in goals (22). Ribeiro collected a natural hat trick on Jan. 21 at Florida for his first career NHL hat trick and had a career-high five-point night at NY Islanders on Oct. 23 (1-4-5). In total, he had seven games of three-or-more points this season, including a four-point night on Feb. 6 vs. NY Rangers (2-2-4). He also posted two five-game point streaks this season -- Jan. 21-Feb. 3 (3-5-8) and Dec. 16-27 (2-7-9).

RIBEIRO SITS IN RARE COMPANY: With his 20th goal and 50th assist of the season March 28 vs. Florida, Mike Ribeiro notched his third 20-goal season and second 50-assist campaign. Ribeiro set career highs of 27 goals and 56 assists in 2007-08 and had 22 goals and 56 assists in 2008-09. He is one of just six NHL players to have reached those totals in each of the past two seasons. Below is a breakdown of those players:

PLAYERS WITH BACK-TO-BACK 20-GOAL, 50-ASSIST SEASONS

PLAYER	G-A-PTS, 2008-09	G-A-PTS, 2007-08
Evgeni Malkin (PIT)	35 - 78 - 113	47 - 59 - 106
Pavel Datsyuk (DET)	32 - 65 - 97	31 - 66 - 97
Ryan Getzlaf (ANA)	25 - 66 - 91	24 - 58 - 82
Joe Thornton (SJ)	25 - 61 - 86	29 - 67 - 96
Martin St. Louis (TB)	30 - 50 - 80	25 - 58 - 83
Mike Ribeiro (DAL)	22 - 56 - 78	27 - 56 - 83

TURCO SETS MORE FRANCHISE RECORDS: Already the Stars' franchise leader in wins (240), shutouts (36) and assists (18), Marty Turco became the franchise's all-time leader in games played on Jan. 15 vs. Buffalo, and minutes played by a goaltender on Jan. 29 at Detroit, passing Cesare Maniago for both marks. Turco played in 32 straight games from Dec. 16-Feb. 28, breaking Maniago's former franchise record for consecutive games played by a goaltender (23 games, 1968-69 season). With a 33-31-10 mark on the season, Turco ranked tied for ninth in the NHL in wins and recorded his sixth consecutive 30-win season. Only Martin Brodeur has more, with 12 straight 30-win seasons.

TURCO SHINES AGAINST TEAMS FROM NORTH OF THE BORDER: Marty Turco has fared extremely well against Canadian teams since the beginning of the 2002-03 season. Below are his numbers against Calgary, Edmonton, Montreal, Ottawa, Toronto and Vancouver since he became the Stars' starting goaltender.

TURCO AGAINST CANADIAN-BASED TEAMS SINCE THE START OF THE 2002-03 SEASON

Record: 52-19-4 Save Percentage: .917 (1697-of-1850)
Goals-Against-Average: 2.03 (153 GA, 4530 Min.) Shutouts: 6

REAL TIME STATISTICS: Dallas' leaders in the real time statistical categories of hits, takeaways, blocked shots and faceoffs:

HITS	TAKEAWAYS	BLOCKED SHOTS	FACEOFFS (minimum of 100 faceoffs)
S. Robidas - 221	L. Eriksson - 80	D. Sydor - 126	M. Modano - 52.5%
S. Ott - 220	M. Ribeiro - 67	S. Robidas - 109	B. Richards - 50.6%

5-ON-3'S IN 2008-09

Power Play (5-on-3)	Shorthanded (5-on-3)
Goals For-Opportunities: - 6 for 28	Opportunities Killed-Opportunities: - 10 of 13
Under 30 seconds: 1 for 8	Under 30 seconds: - 3 of 3
30 - 59 seconds: 0 for 8	30 - 59 seconds: - 3 of 4
1:00 minute or longer: 5 for 12	1:00 minute or longer: - 4 of 6

BACK-TO-BACK: The Stars played a total of 15 back-to-back series in 2008-09. In 2007-08, the Stars went 17-10-3 in back-to-back games and 18-12-4 in 2006-07 back-to-back contests.

FIRST GAME: 6-6-3 (9-5-1 in 2007-08)

SECOND GAME: 5-9-1 (8-5-2 in 2007-08)

OVERTIME: The Stars appeared in 22 overtime games this season, with a 5-5 record in OT and a 6-6 mark in the shootout. The 22 overtime games were tied for the third-most in the league (Tampa Bay and Toronto each went to 23 overtime contests). The Stars recorded the most overtime wins on home ice this season, appearing in 13 extra-session games at American Airlines Center, with an 8-2-3 record. Dallas played in a total of 15 overtime games in 2007-08. The Stars are now 104-80-229 all-time in overtime (that statistic has been kept for teams since 1983-84).

STARS IN THE SHOOTOUT: The Dallas Stars went 6-6 in shootouts this season and are 32-14 all-time in the shootout.

2008-09 DALLAS STARS SHOOTOUTS

SKATER	PERCENTAGE	GOALTENDER	GOALS AGAINST (CHANCES)
James Neal	5 for 7 (71.4%)	Marty Turco	16 (43)
Jere Lehtinen	2 for 3 (66.7%)	Matt Climie	2 (3)
Mike Ribeiro	6 for 11 (54.5%)		
Mike Modano	2 for 5 (40.0%)		
Fabian Brunnstrom	1 for 4 (25.0%)		
Brad Richards	2 for 7 (28.6%)		
Loui Eriksson	1 for 5 (20.0%)		
Sergei Zubov	0 for 2 (0.0%)		
Mark Parrish	0 for 1 (0.0%)		
TEAM	19 for 45 (42.2%)	TEAM	18 (46)

OPPONENT	STARS SHOOTERS	OPPONENT SHOOTERS	GOALIES (DAL, Opp.)
Nov. 11 @ LA	91 (NG), 56 (NG), 63 (G), 21 (NG), 9 (NG)	12 (NG), 17 (G), 11 (NG), 8 (NG), 24 (G)	35 (L), 31 (W)
Nov. 22 vs. ANA	91 (G), 56 (NG), 63 (NG)	10 (G), 8 (NG), 15 (G)	35 (L), 1 (W)
Dec. 5 vs. COL	91 (NG), 96 (NG), 63 (G), 9 (G)	8 (G), 40 (NG), 23 (NG), 94 (NG)	35 (W), 31 (L)
Dec. 18 vs. CBJ	91 (G), 96 (NG), 63 (G)	20 (NG), 61 (NG)	35 (W), 31 (L)
Jan. 4 @ VAN	91 (NG), 21 (G), 63 (NG), (9 G), 18 (G)	38 (NG), 42 (G), 23 (NG), 17 (G), 14 (NG)	35 (W), 30 (L)
Jan. 10 @ PHX	91 (NG), 21 (NG), 63 (G), 18 (G), 9 (NG)	36 (NG), 88 (G), 12 (NG), 28 (G), 91 (G)	35 (L), 30 (W)
Jan. 15 vs. BUF	91 (NG), 18 (NG), 21 (NG), 63 (NG), 26 (G), 37 (NG)	12 (NG), 21 (NG), 19 (NG), 26 (NG), 9 (G), 29 (G)	35 (L), 30 (W)
Jan. 17 vs. LA	63 (G), 26 (NG)	24 (NG), 23 (NG), 3 (NG)	35 (W), 31 (L)
Feb. 16 @ CBJ	63 (NG), 18 (G)	29 (NG), 20 (NG), 61 (NG)	35 (W), 1 (L)
Mar. 26 vs. LA	63 (NG), 18 (NG), 26 (G)	11 (G), 3 (NG), 14 (G)	35 (L), 32 (W)
Apr. 9 @ COL	96 (G), 18 (G), 63 (G)	8 (G), 23 (G), 37 (NG)	33 (W), 31 (L)
Apr. 10 @ ANA	96 (NG), 18 (G), 9 (NG), 21 (NG)	10 (NG), 9 (NG), 15 (G), 8 (G)	35 (L), 1 (W)

2008-09 YEAR IN REVIEW



WESTERN CONFERENCE

PACIFIC DIVISION

	GP	W	L	OL	GF	GA	PTS
SAN JOSE	82	53	18	11	257	204	117
ANAHEIM	82	42	33	7	245	238	91
DALLAS	82	36	35	11	230	257	83
PHOENIX	82	36	39	7	208	252	79
LOS ANGELES	82	34	37	11	207	234	79

CENTRAL DIVISION

	GP	W	L	OL	GF	GA	PTS
DETROIT	82	51	21	10	295	244	112
CHICAGO	82	46	24	12	264	216	104
ST. LOUIS	82	41	31	10	233	233	92
COLUMBUS	82	41	31	10	226	230	92
NASHVILLE	82	40	34	8	213	233	88

NORTHWEST DIVISION

	GP	W	L	OL	GF	GA	PTS
VANCOUVER	82	45	27	10	246	220	100
CALGARY	82	46	30	6	254	248	98
MINNESOTA	82	40	33	9	219	200	89
EDMONTON	82	38	35	9	234	248	85
COLORADO	82	32	45	5	199	257	69

EASTERN CONFERENCE

NORTHEAST DIVISION

	GP	W	L	OL	GF	GA	PTS
BOSTON	82	53	19	10	274	196	116
MONTREAL	82	41	30	11	249	247	93
BUFFALO	82	41	32	9	250	234	91
OTTAWA	82	36	35	11	217	237	83
TORONTO	82	34	35	13	250	293	81

ATLANTIC DIVISION

	GP	W	L	OL	GF	GA	PTS
NEW JERSEY	82	51	27	4	244	209	106
PITTSBURGH	82	45	28	9	264	239	99
PHILADELPHIA	82	44	27	11	264	238	99
NY RANGERS	82	43	30	9	210	218	95
NY ISLANDERS	82	26	47	9	201	279	61

SOUTHEAST DIVISION

	GP	W	L	OL	GF	GA	PTS
WASHINGTON	82	50	24	8	272	245	108
CAROLINA	82	45	30	7	239	226	97
FLORIDA	82	41	30	11	234	231	93
ATLANTA	82	35	41	6	257	280	76
TAMPA BAY	82	24	40	18	210	279	66

NHL SCORING LEADERS

PLAYER	TEAM	GP	G	A	PTS	+/-	PIM	PP	SH	GW	S	PCTG
Evgeni Malkin	Pittsburgh	82	35	78	113	17	80	14	2	4	290	12.1
Alex Ovechkin	Washington	79	56	54	110	8	72	19	1	10	528	10.6
Sidney Crosby	Pittsburgh	77	33	70	103	3	76	7	0	3	238	13.9
Pavel Datsyuk	Detroit	81	32	65	97	34	22	11	1	3	248	12.9
Zack Parise	New Jersey	82	45	49	94	30	24	12	0	8	364	12.4
Ilya Kovalchuk	Atlanta	79	43	48	91	-12	50	12	0	6	275	15.6
Ryan Getzlaf	Anaheim	81	25	66	91	5	121	9	0	2	227	11.0
Jarome Iginla	Calgary	82	35	54	89	-2	37	10	0	4	289	12.1
Marc Savard	Boston	82	25	63	88	25	70	9	0	5	213	11.7
Nicklas Backstrom	Washington	82	22	66	88	16	46	14	0	1	174	12.6

DEFENSEMEN LEADERS

	GP	G	A	PTS
Mike Green, WSH	68	31	42	73
Andrei Markov, MTL	78	12	52	64
Nicklas Lidstrom, DET	78	16	43	59
Scott Niedermayer, ANA	82	14	45	59
Brian Rafalski, DET	78	10	49	59
Dan Boyle, SJS	77	16	41	57
Mark Streit, NYI	74	16	40	56
Shea Weber, NSH	81	23	30	53
Sheldon Souray, EDM	81	23	30	53
Brian Campbell, CHI	82	7	45	52
Niklas Kronwall, DET	80	6	45	51

ROOKIE LEADERS

	GP	G	A	PTS
Bobby Ryan, ANA	64	31	26	57
Kris Versteeg, CHI	78	22	31	53
Mikhail Grabovski, TOR	78	20	28	48
Patrik Berglund, STL	76	21	26	47
Steven Stamkos, TBL	79	23	23	46
Michael Frolik, FLA	79	21	24	45
Blake Wheeler, BOS	81	21	24	45
Kyle Okposo, NYI	65	18	21	39
T.J. Oshie, STL	57	14	25	39
Jakub Voracek, CBJ	80	9	29	38
James Neal, DAL	77	24	13	37

NHL LEADERS:

GOALS: Ovechkin, WSH, 56
 ASSISTS: Malkin, PIT, 78
 POWER-PLAY GOALS: Vanek, BUF, 20
 SHORTHANDED GOALS: M. Richards, PHI, 7
 GAME-WINNING GOALS: Carter, PHI, 12
 SHOTS: Ovechkin, WSH, 528
 SHOOTING PCTG: Malone, TBL, 21.0
 PLUS-MINUS: Krejci, BOS, +37

ROOKIE GOALS: Ryan, ANA, 31
 ROOKIE ASSISTS: Versteeg, CHI, 31
 ROOKIE POWER-PLAY GOALS: Ryan, ANA, 12
 ROOKIE SHORTHANDED GOALS: Versteeg, CHI, 4
ROOKIE GWG: Brunnstrom, DAL, 5
 ROOKIE SHOTS: Stamkos, TBL, 181
 ROOKIE SHOOTING PCTG: Ryan, ANA, 17.8
 ROOKIE PLUS-MINUS: Wheeler, BOS, +36

GAA LEADERS, TEAM

	GP	GA	AVG
Tim Thomas, BOS	54	114	2.10
Steve Mason, CBJ	61	140	2.29
Niklas Backstrom, MIN	71	159	2.33
Nikolai Khabibulin, CHI	42	96	2.33
Roberto Luongo, VAN	54	124	2.34
Pekka Rinne, NSH	52	119	2.38
Jonas Hiller, ANA	46	99	2.39

WIN LEADERS, TEAM

	GP	W
Miikka Kiprusoff, CGY	76	45
Evgeni Nabokov, SJS	62	41
Cam Ward, CAR	68	39
Henrik Lundqvist, NYR	70	38
Niklas Backstrom, MIN	71	37
Tim Thomas, BOS	54	36
Marc-Andre Fleury, PIT	62	35

SV% LEADERS, TEAM

	GP	GA	SA	SV%
Tim Thomas, BOS	54	114	1694	.933
Tomas Vokoun, FLA	59	138	1856	.926
Craig Anderson, FLA	31	74	977	.924
Niklas Backstrom, MIN	71	159	2059	.923
Roberto Luongo, VAN	54	124	1542	.920

Two Goalies Tied with .919

SHUTOUT LEADERS, TEAM

	GP	SO
Steve Mason, CBJ	61	10
Roberto Luongo, VAN	54	9
Niklas Backstrom, MIN	71	8
Evgeni Nabokov, SJS	62	7
Pekka Rinne, NSH	52	7

Four Goalies Tied with 6

GOALS-AGAINST LEADERS

	GPI	MINS	AVG	W	L	OL	SO	GA	SA	SV%	G	A	PIM
Tuukka Rask	1	60	0.00	1	0	0	1	0	35	1.000	0	0	0
Tim Thomas	54	3259	2.10	36	11	7	5	114	1694	.933	0	1	6
Manny Fernandez	28	1644	2.59	16	8	3	1	71	791	.910	0	0	2
BOS TOTALS (1st NHL)	82	4987	2.29	53	19	10	7	190	2525	.925	0	1	8

Josh Harding	19	870	2.21	3	9	1	0	32	453	.929	0	0	2
Niklas Backstrom	71	4088	2.33	37	24	8	8	159	2059	.923	0	0	6
MIN TOTALS (2nd NHL)	82	4987	2.37	40	33	9	8	197	2518	.922	0	0	8

Brian Boucher	22	1291	2.18	12	6	3	2	47	563	.917	0	0	2
Evgeni Nabokov	62	3686	2.44	41	12	8	7	150	1663	.910	0	1	12
SJS TOTALS (3rd NHL)	82	5000	2.39	53	18	11	9	199	2228	.911	0	1	14

Scott Clemmensen	40	2356	2.39	25	13	1	2	94	1138	.917	0	0	2
Martin Brodeur	31	1814	2.41	19	9	3	5	73	870	.916	0	0	4
Kevin Weekes	16	795	2.42	7	5	0	0	32	399	.920	0	0	0
NJD TOTALS (4th NHL)	82	4992	2.49	51	27	4	7	207	2415	.914	0	0	6

Nikolai Khabibulin	42	2467	2.33	25	8	7	3	96	1192	.919	0	2	8
Cristobal Huet	41	2351	2.53	20	15	4	3	99	1087	.909	0	0	2
Antti Niemi	3	141	3.40	1	1	1	0	8	59	.864	0	0	0
CHI TOTALS (5th NHL)	82	4996	2.51	46	24	12	6	209	2344	.911	0	2	10

Marty Turco	74	4327	2.81	33	31	10	3	203	1993	.898	0	5	18
Matt Climie	3	185	2.92	2	1	0	0	9	85	.894	0	0	0
Tobias Stephan	10	438	3.70	1	3	1	0	27	208	.870	0	1	0
Brent Krahn	1	20	9.00	0	0	0	0	3	9	.667	0	0	0
DAL TOTALS (24th NHL)	82	5005	3.01	36	35	11	3	251	2304	.891	0	6	18

2008-09 STARS SCORING



NO.	PLAYER	GP	A/TOI	G	A	PTS	+/-	PIM	PP	SH	GW	S	PCTG
C 63	Mike Ribeiro	82	20:57	22	56	78	-4	52	7	0	1	163	13.5
L 21	Loui Eriksson	82	19:49	36	27	63	14	14	7	1	4	178	20.2
C 91	Brad Richards	56	20:28	16	32	48	-4	6	5	0	2	180	8.9
C 29	Steve Ott	64	17:34	19	27	46	3	135	5	0	0	132	14.4
C 9	Mike Modano	80	18:18	15	31	46	-13	46	4	0	4	197	7.6
L 18	*James Neal	77	15:52	24	13	37	-11	51	9	0	2	171	14.0
D 5	Matt Niskanen	80	19:58	6	29	35	-11	52	2	0	0	111	5.4
C 11	Brenden Morrison	81	14:12	16	15	31	3	32	3	0	4	111	14.4
L 96	*Fabian Brunstrom	55	11:37	17	12	29	-8	8	4	0	5	81	21.0
D 3	Stephane Robidas	72	24:32	3	23	26	10	76	1	0	0	158	1.9
D 6	Trevor Daley	75	21:59	7	18	25	2	73	0	0	2	104	6.7
R 26	Jere Lehtinen	48	19:00	8	16	24	1	8	2	0	1	119	6.7
C 20	Brian Sutherby	59	10:54	8	7	15	1	71	0	1	0	67	11.9
L 10	Brenden Morrow	18	21:21	5	10	15	-4	49	2	0	0	52	9.6
D 55	Darryl Sydor	73	18:13	3	12	15	3	18	0	0	0	73	4.1
R 37	Mark Parrish	44	11:16	8	5	13	-3	18	4	0	3	46	17.4
R 25	Chris Conner	38	10:55	3	10	13	-5	10	0	0	1	34	8.8
L 44	Steve Begin	62	10:43	7	5	12	-6	42	0	0	1	90	7.8
D 2	Nicklas Grossman	81	17:38	2	10	12	-8	51	0	0	1	60	3.3
C 17	Toby Petersen	57	11:24	4	7	11	1	14	0	0	0	80	5.0
R 13	Krys Barch	72	6:27	4	5	9	1	133	0	0	1	27	14.8
R 22	Landon Wilson	27	9:13	2	6	8	5	21	0	0	0	34	5.9
C 39	Joel Lundqvist	43	10:48	1	5	6	-9	20	0	0	1	32	3.1
D 27	Andrew Hutchinson	40	14:21	2	3	5	-9	12	0	0	0	58	3.4
D 56	Sergei Zubov	10	24:17	0	4	4	-4	0	0	0	0	15	0.0
D 28	Mark Fistric	36	15:56	0	4	4	-1	42	0	0	0	35	0.0
C 23	*Tom Wandell	14	11:09	1	2	3	-1	4	0	0	0	23	4.3
D 36	Garrett Stafford	3	18:00	0	2	2	0	0	0	0	0	5	0.0
D 59	*Ivan Vishnevskiy	3	19:33	0	2	2	1	2	0	0	0	9	0.0
R 12	*Raymond Sawada	5	8:41	1	0	1	-1	0	0	0	0	2	50.0
D 4	Dan Jancevski	3	15:19	0	0	0	0	0	0	0	0	4	0.0

GOALTENDER	GPI	MIN	AVG	W	L	OL	EN	SO	GA	SA	SV%	A	PIM
Marty Turco	74	4327	2.81	33	31	10	8	3	203	1993	.898	5	18
*Matt Climie	3	185	2.92	2	1	0	0	0	9	85	.894	0	0
*Tobias Stephan	10	438	3.70	1	3	1	1	0	27	208	.870	1	0
Brent Krahn	1	20	9.00	0	0	0	0	0	3	9	.667	0	0
TOTALS	82	5005	3.01	36	35	11	9	3	251	2304	.891	6	18

2008-2009 Record

Power Play

Penalty Killing

Overall:	36-35-11 (83 pts)	54/351 for 15.4% (27th)	257/327 for 78.6% (24th)
Home:	20-16-5 (45 pts)	30/188 for 16.0% (24th)	128/162 for 79.0% (24th)
Road:	16-19-6 (38 pts)	24/163 for 14.7% (T-25th)	129/165 for 78.2% (26th)

Shorthanded goals-for:	2 (2 at home/0 on road)
Shorthanded goals-against:	4 (2 at home/2 on road)
Penalty minute total:	1134 (82-game average of 14.0; 16th in NHL)
Overtime:	11-11 (6-6 in Shootouts)
1-goal games:	19-21

*rookies

STARS VS. WESTERN CONFERENCE

PACIFIC DIVISION	GP	OVERALL			HOME			AWAY		
		W-L-OL	GF	GA	W-L-OL	GF	GA	W-L-OL	GF	GA
Anaheim	6	3-1-2	19	17	1-1-1	8	9	2-0-1	11	8
Los Angeles	6	2-1-3	14	16	1-1-1	5	6	1-0-2	9	10
Phoenix	6	2-2-2	13	16	1-2-0	5	7	1-0-2	8	9
San Jose	6	1-5-0	10	18	0-3-0	3	10	1-2-0	7	8
Totals	24	8-9-7	56	67	3-7-2	21	32	5-2-5	35	35

CENTRAL DIVISION	GP	OVERALL			HOME			AWAY		
		W-L-OL	GF	GA	W-L-OL	GF	GA	W-L-OL	GF	GA
Chicago	4	0-4-0	8	20	0-2-0	4	9	0-2-0	4	11
Columbus	4	3-0-1	20	15	1-0-1	10	10	2-0-0	10	5
Detroit	4	3-1-0	13	13	2-0-0	8	5	1-1-0	5	8
Nashville	4	2-2-0	11	11	2-0-0	10	5	0-2-0	1	6
St. Louis	4	1-3-0	9	18	1-1-0	6	7	0-2-0	3	11
Totals	20	9-10-1	61	77	6-3-1	38	36	3-7-0	23	41

NORTHWEST DIVISION	GP	OVERALL			HOME			AWAY		
		W-L-OL	GF	GA	W-L-OL	GF	GA	W-L-OL	GF	GA
Calgary	4	2-2-0	8	6	1-1-0	4	3	1-1-0	4	3
Colorado	4	2-2-0	11	11	2-0-0	6	6	0-2-0	5	5
Edmonton	4	2-2-0	11	14	2-0-0	8	5	0-2-0	3	9
Minnesota	4	3-1-0	12	10	2-0-0	7	4	1-1-0	5	6
Vancouver	4	2-2-0	9	12	1-1-0	4	6	1-1-0	5	6
Totals	20	11-9-0	51	53	7-3-0	29	24	4-6-0	22	29

STARS VS. EASTERN CONFERENCE

NORTHEAST DIVISION	GP	OVERALL			HOME			AWAY		
		W-L-OL	GF	GA	W-L-OL	GF	GA	W-L-OL	GF	GA
Boston	1	0-1-0	1	5	-	-	-	0-1-0	1	5
Buffalo	1	0-0-1	4	5	0-0-1	4	5	-	-	-
Montreal	1	0-1-0	1	3	0-1-0	1	3	-	-	-
Ottawa	1	0-0-1	4	5	-	-	-	0-0-1	4	5
Toronto	1	1-0-0	8	2	-	-	-	1-0-0	8	2
Totals	5	1-2-2	18	20	0-1-1	5	8	1-1-1	13	12

SOUTHEAST DIVISION	GP	OVERALL			HOME			AWAY		
		W-L-OL	GF	GA	W-L-OL	GF	GA	W-L-OL	GF	GA
Atlanta	1	1-0-0	2	0	1-0-0	2	0	-	-	-
Carolina	1	1-0-0	3	2	1-0-0	3	2	-	-	-
Florida	2	1-1-0	7	7	0-1-0	3	6	1-0-0	4	1
Tampa Bay	1	0-1-0	2	4	-	-	-	0-1-0	2	4
Washington	1	0-0-1	5	6	0-0-1	5	6	-	-	-
Totals	6	3-2-1	19	19	2-1-1	13	14	1-1-0	6	5

ATLANTIC DIVISION	GP	OVERALL			HOME			AWAY		
		W-L-OL	GF	GA	W-L-OL	GF	GA	W-L-OL	GF	GA
New Jersey	2	1-1-0	4	7	1-0-0	4	2	0-1-0	0	5
NY Islanders	1	1-0-0	5	3	-	-	-	1-0-0	5	3
NY Rangers	2	2-0-0	12	3	1-0-0	10	2	1-0-0	2	1
Philadelphia	1	0-1-0	3	4	-	-	-	0-1-0	3	4
Pittsburgh	1	0-1-0	1	4	0-1-0	1	4	-	-	-
Totals	7	4-3-0	25	21	2-1-0	15	8	2-2-0	10	13

2008-09 GAME-BY-GAME



#	Date	Team	W/L/OL	Record	GF-GA	Stars Scorers	GWG	Gltdr	W-L	Attend.
1	10/10/2008	Columbus	L*	0-0-1	4-5	10p,18,91,6	61	31-35	18532+	
2	10/11/2008	@ Nashville	L	0-1-1	1-3	6	19	39-35	17113	
3	10/15/2008	Nashville	W	1-1-1	6-4	3p,9,96,96,96,9	96	35-39	16899	
4	10/16/2008	@ St. Louis	L	1-2-1	1-6	13	77	34-35	18550	
5	10/18/2008	Colorado	L	1-3-1	4-5	96p,18,21,91	39	1-35	17151	
6	10/20/2008	@ NYRangers	W	2-3-1	2-1	10p,9	9	35-30	18200	
7	10/22/2008	@ New Jersey	L	2-4-1	0-5	-	15	30-35	12101	
8	10/23/2008	@ NY Islanders	W	3-4-1	5-3	21p,10,21,13,63p	13	35-39	10183	
9	10/25/2008	Washington	O*	3-4-2	5-6	16,96p,44,21,9	28	60-35	18532+	
10	10/29/2008	Minnesota	W	4-4-2	4-2	10,29,91,5p	91	31-32	18431	
11	10/31/2008	@ Chicago	L	4-5-2	2-5	21,29	5	39-31	21212	
12	11/01/2008	@ Boston	L	4-6-2	1-5	16	37	30-35	14576	
13	11/07/2008	@ Anaheim	W	5-6-2	5-2	96,37p,37p,37,91	37	35-35	17048	
14	11/08/2008	@ San Jose	L	5-7-2	1-2	21	12	33-35	17496	
15	11/11/2008	@ Los Angeles	O**	5-7-3	2-3	26,9	24	31-35	13823	
16	11/13/2008	Los Angeles	L	5-8-3	2-3	91p,63p	27	31-35	17675	
17	11/15/2008	@ Phoenix	W	6-8-3	3-2	21,37p,21	21	35-30	15508	
18	11/20/2008	Chicago	L	6-9-3	3-6	10,9p,18	32	39-35	18027	
19	11/22/2008	Anaheim	O**	6-9-4	1-2	21	15	1-35	17734	
20	11/24/2008	@ Philadelphia	L	6-10-4	3-4	22,9,9	22	43-35	19171	
21	11/26/2008	@ Minnesota	W	7-10-4	4-3	18,18,91,21	21	35-32	18568	
22	11/28/2008	San Jose	L	7-11-4	2-6	21,18	22	20-35	18532+	
23	11/30/2008	Edmonton	W	8-11-4	4-3	63p,17,16,9p	9	35-38	16650	
24	12/02/2008	@ Calgary	W	9-11-4	3-1	17,96,21	96	35-34	19289	
25	12/03/2008	@ Edmonton	L	9-12-4	2-5	9,9	78	32-35	16839	
26	12/05/2008	Colorado	W**	10-12-4	2-1	17,9x	9	35-31	16651	
27	12/10/2008	Phoenix	L	10-13-4	3-5	6,18p,96	11	30-35	16374	
28	12/12/2008	Detroit	W	11-13-4	3-1	23,96,63	96	35-29	18532+	
29	12/13/2008	@ Nashville	L	11-14-4	0-3	-	29	39-31	15426	
30	12/16/2008	Phoenix	W*	12-14-4	2-1	21,21	21	35-30	15387	
31	12/18/2008	Columbus	W**	13-14-4	6-5	21,21,21p,18p,91,91x	91	35-31	16281	
32	12/20/2008	@ Ottawa	O*	13-14-5	4-5	5,91p,17,21	21	29-35	19486	
33	12/23/2008	@ Toronto	W	14-14-5	8-2	18,29,96,91p,13,63,18,18p	96	35-35	19269	
34	12/27/2008	Anaheim	W*	15-14-5	4-3	91,18p,63,9	9	35-35	18532+	
35	12/29/2008	San Jose	L	15-15-5	1-3	5	9	20-35	18532+	
36	12/31/2008	New Jersey	W	16-15-5	4-2	21s,22,37p,21	37	35-35	18584+	
37	01/03/2009	@ Edmonton	L	16-16-5	1-4	18	44	35-35	16839	
38	01/04/2009	@ Vancouver	W**	17-16-5	3-2	9,63p,18x	18	35-30	18630	
39	01/08/2009	@ Detroit	L	17-17-5	1-6	21	11	30-35	20066	
40	01/10/2009	@ Phoenix	O**	17-17-6	0-1	-	91	30-35	14557	
41	01/12/2009	Detroit	W*	18-17-6	5-4	2,3,37,29p,6	6	35-30	17648	
42	01/15/2009	Buffalo	O**	18-17-7	4-5	5p,29p,6,91	29	30-35	17339	
43	01/17/2009	Los Angeles	W**	19-17-7	3-2	236,63,63x	63	35-31	18532+	
44	01/19/2009	@ Tampa Bay	L	19-18-7	2-4	91p,21	4	41-35	13991	
45	01/21/2009	@ Florida	W	20-18-7	4-1	9p,63,63,63	63	35-29	11200	
46	01/27/2009	Atlanta	W	21-18-7	2-0	26,29	26	35-32	16726	
47	01/29/2009	@ Detroit	W	22-18-7	4-2	29p,26p,25,21p	25	35-30	20066	
48	01/31/2009	@ Columbus	W	23-18-7	7-3	18,21,20,18,29,6,27	18	35-34	18049	
49	02/03/2009	Calgary	W	24-18-7	3-1	26p,18p,91	18	35-34	16395	
50	02/05/2009	@ Colorado	L	24-19-7	2-3	29,21	55	31-35	13624	
51	02/06/2009	NY Rangers	W	25-19-7	10-2	20,63p,91,63,26,96,29p,55,18p,18p	91	35-40	18532+	
52	02/08/2008	Nashville	W	26-19-7	4-1	20s,37,91p,29	37	35-39	17689	
53	02/11/2009	Phoenix	L	26-20-7	0-1	-	18	30-35	16440	
54	02/13/2009	Vancouver	W	27-20-7	2-1	21p,39	39	35-30	18532+	
55	02/14/2009	@ Chicago	L	27-21-7	2-6	96,20	24	38-35	22704	
56	02/16/2009	@ Columbus	W**	28-21-7	3-2	9,21,18x	18	35-1	15006	
57	02/19/2009	Edmonton	W	29-21-7	4-2	13,12,96p,26	96	35-35	17792	
58	02/21/2009	Chicago	L	29-22-7	1-3	29	88	38-35	18584+	
59	02/23/2009	San Jose	L	29-23-7	0-1	-	16	20-35	17988	
60	02/26/2009	St. Louis	L	29-24-7	1-3	26	74	50-35	17603	
61	02/28/2009	Anaheim	L	29-25-7	3-4	63p,5,63	8	35-35	18171	
62	03/01/2009	Pittsburgh	L	29-26-7	1-4	21p	58	29-31	18532+	
63	03/03/2009	@ San Jose	W	30-26-7	4-1	18,9p,20,18	9	35-33	17496	
64	03/05/2009	@ Los Angeles	O*	30-26-8	4-5	21,63,18,29	26	32-35	17430	
65	03/06/2009	@ Anaheim	W	31-26-8	3-2	63p,21,21	21	35-35	17380	
66	03/08/2009	Montreal	L	31-27-8	1-3	21p	27	31-35	17646	
67	03/10/2009	@ St. Louis	L	31-28-8	2-5	18p,63	15	50-35	17708	
68	03/12/2009	Carolina	W	32-28-8	3-2	63,44,11	11	35-30	16788	
69	03/14/2009	Minnesota	W*	33-28-8	3-2	29,29,2	2	35-32	18584+	
70	03/17/2009	@ Vancouver	L	33-29-8	2-4	18p,29	13	1-35	18630	
71	03/18/2009	@ Calgary	L	33-30-8	1-2	11	23	34-35	19289	
72	03/21/2009	@ San Jose	L	33-31-8	2-5	21,3	8	20-35	17496	
73	03/24/2009	Vancouver	L	33-32-8	2-5	11,18	33	1-35	17276	
74	03/26/2009	Los Angeles	O**	33-32-9	0-1	-	14	32-35	16908	
75	03/28/2009	Florida	L	33-33-9	3-6	63,5,25	28	31-35	18532+	
76	03/30/2009	@ Phoenix	O*	33-33-10	5-6	11,27,21p,25,55	16	30-31	13831	
77	03/31/2009	@ Los Angeles	W	34-33-10	3-2	63,11p,11p	11	35-32	17648	
78	04/02/2009	Calgary	L	34-34-10	1-2	96	24	34-35	17106	
79	04/04/2009	St. Louis	W*	35-34-10	5-4	21,63,21,29,6	6	35-50	18532+	
80	04/07/2009	@ Minnesota	L	35-35-10	1-3	96	25	32-33	18568	
81	04/09/2009	@ Colorado	O**	36-35-10	3-2	96p,37,63x	63	33-31	13822	
82	04/10/2009	@ Anaheim	W**	36-35-11	3-4	29p,96,29	8	1-35	17531	

* - overtime ** - shootout +=home sellout p - power-play goal s - shorthanded goal x - shootout deciding goal



2008-09 HOME GAME-BY-GAME

#	Date	Team	W/L/OL	Record	GF-GA	Stars Scorers	GWG	Gitdr W-L	Attend.
1	10/10/2008	Columbus	O*	0-0-1	4-5	10p,18,91,6	61	31-35	18532+
2	10/15/2008	Nashville	W	1-1-1	6-4	3p,9,96,96,96,9	96	35-39	16899
3	10/18/2008	Colorado	L	1-3-1	4-5	96p,18,21,91	39	1-35	17151
4	10/25/2008	Washington	O*	3-4-2	5-6	16,96p,44,21,9	28	60-35	18532+
5	10/29/2009	Minnesota	W	4-4-2	4-2	10,29,91,5p	91	31-32	18431
6	11/13/2008	Los Angeles	L	5-8-3	2-3	91p,63p	27	31-35	17675
7	11/20/2008	Chicago	L	6-9-3	3-6	10,9p,18	32	39-35	18027
8	11/22/2008	Anaheim	O**	6-9-4	1-2	21	15	1-35	17734
9	11/28/2008	San Jose	L	7-11-4	1-2	21,18	22	20-35	18532+
10	11/30/2008	Edmonton	W	8-11-4	4-3	63p,17,16,9p	9	35-38	16650
11	12/05/2008	Colorado	W**	10-12-4	2-1	17,9x	9	35-31	16651
12	12/10/2008	Phoenix	L	10-13-4	3-5	6,18p,96	11	30-35	16374
13	12/12/2008	Detroit	W	11-13-4	3-1	23,96,63	96	35-29	18532+
14	12/16/2008	Phoenix	W*	12-14-4	2-1	21,21	21	35-30	15387
15	12/18/2008	Columbus	W**	13-14-4	6-5	21,21,21p,18p,91,91x	91	35-31	16281
16	12/27/2008	Anaheim	W*	15-14-4	4-3	91,18p,63,9	9	35-35	18532+
17	12/29/2008	San Jose	L	15-15-5	1-3	5	9	20-35	18532+
18	12/31/2008	New Jersey	W	16-15-4	4-2	21s,22,37p,21	37	35-35	18584+
19	01/12/2009	Detroit	W**	18-17-6	5-4	2,3,37,29p,6	6	35-30	17648
20	01/15/2009	Buffalo	O**	18-17-7	4-5	5p,29p,6,91	29	30-35	17339
21	01/17/2009	Los Angeles	W**	19-17-7	3-2	26,63,63x	63	35-31	18532+
22	01/27/2009	Atlanta	W	21-18-7	2-0	26,29	26	35-32	16726
23	02/03/2009	Calgary	W	24-18-7	3-1	26p,18p,91	18	35-34	16395
24	02/06/2009	NY Rangers	W	25-19-7	10-2	20,63p,91,63,26,96,29p,55,18p,18p	91	35-40	18532+
25	02/08/2009	Nashville	W	26-19-7	4-1	20s,37,91p,29	37	35-39	17689
26	02/11/2009	Phoenix	L	26-20-7	0-1	-	18	30-35	16440
27	02/13/2009	Vancouver	W	27-20-7	2-1	21p,39	39	35-30	18532+
28	02/19/2009	Edmonton	W	29-21-7	4-2	13,12,96p,26	96	35-35	17792
29	02/21/2009	Chicago	L	29-22-7	1-3	29	88	38-35	18584+
30	02/23/2009	San Jose	L	29-23-7	0-1	-	16	20-35	17988
31	02/26/2009	St. Louis	L	29-24-7	1-3	26	74	50-35	17603
32	02/28/2009	Anaheim	L	29-25-7	3-4	63p,5,63	8	35-35	18171
33	03/01/2009	Pittsburgh	L	29-26-7	1-4	21p	58	29-31	18532+
34	03/08/2009	Montreal	L	31-27-8	1-3	21p	27	31-35	17646
35	03/12/2009	Carolina	W*	32-28-8	3-2	63,44,11	11	35-30	16788
36	03/14/2009	Minnesota	W*	33-28-8	3-2	29,29,2	2	35-32	18594+
37	03/24/2009	Vancouver	L	33-32-8	2-5	11,18	35	1-35	17276
38	03/26/2009	Los Angeles	O**	33-32-9	0-1	-	14	32-35	16908
39	03/28/2009	Florida	L	33-33-9	3-6	63,5,25	28	31-35	18532+
40	04/02/2009	Calgary	L	34-34-10	1-2	96	24	34-35	17106
41	04/04/2009	St. Louis	W*	35-34-10	5-4	21,63,21,29,6	6	33-50	18532+

* - overtime ** - shootout +=home sellout p - power play goal s - shorthanded goal x - shootout deciding goal

2008-09 ROAD GAME-BY-GAME

#	Date	Team	W/L/OL	Record	GF-GA	Stars Scorers	GWG	Gitdr W-L	Attend.
1	10/11/2008	@Nashville	L	0-1-1	1-3	6	19	39-35	17113
2	10/16/2008	@St. Louis	L	1-2-1	1-6	13	77	34-35	18530
3	10/20/2008	@NY Rangers	W	2-3-1	2-1	10p,9	9	35-30	18200
4	10/22/2008	@New Jersey	L	2-4-1	0-5	-	15	30-35	12101
5	10/23/2008	@NY Islanders	W	3-4-1	5-3	21p,10,21,13,63p	13	35-39	10183
6	10/31/2008	@Chicago	L	4-5-2	2-5	21,29	5	39-31	21212
7	11/01/2008	@Boston	L	4-6-2	1-5	16	37	30-35	14576
8	11/07/2008	@Anaheim	W	5-6-2	5-2	96,37p,37p,37,91	37	35-35	17048
9	11/08/2008	@San Jose	L	5-7-2	1-2	21	12	33-35	17496
10	11/11/2008	@Los Angeles	O**	6-7-3	2-3	26,9	24	31-35	13823
11	11/15/2008	@Phoenix	W	6-8-3	3-2	21,37p,21	21	35-30	15508
12	11/24/2008	@Philadelphia	L	6-10-4	3-4	22,9,9	22	43-35	19171
13	11/26/2008	@Minnesota	W	7-10-4	4-3	18,18,91,21	21	35-32	18568
14	12/02/2008	@Calgary	W	9-11-4	3-1	17,96,21	96	35-34	19289
15	12/03/2008	@Edmonton	L	9-12-4	2-5	9,9	78	32-35	16839
16	12/13/2008	@Nashville	L	11-14-4	0-3	-	29	39-31	15426
17	12/20/2008	@Ottawa	O*	13-14-5	4-5	5,91p,17,21	21	29-35	19486
18	12/23/2008	@Toronto	W	14-14-5	8-2	18,29,96,91p,13,63,18,18p	96	35-35	19269
19	01/03/2009	@Edmonton	L	16-16-5	1-4	18	44	35-35	16839
20	01/04/2009	@Vancouver	W**	17-16-5	3-2	9,63p,18x	18	35-30	18630
21	01/08/2009	@Detroit	L	17-17-5	1-6	21	11	30-35	20066
22	01/10/2009	@Phoenix	O**	17-17-6	0-1	-	91	30-35	14557
23	01/19/2009	@Tampa Bay	L	19-18-7	2-4	91p,21	4	41-35	13991
24	01/21/2009	@Florida	W	20-18-7	4-1	9p,63,63,63	63	35-29	11200
25	01/29/2009	@Detroit	W	22-18-7	4-2	29p,26p,25,21p	25	35-30	20066
26	01/31/2009	@Columbus	W	23-18-7	7-3	18,21,20,18,29,6,27	18	35-34	18049
27	02/05/2009	@Colorado	L	24-19-7	2-3	2,21	55	31-35	13624
28	02/14/2009	@Chicago	W	27-21-7	2-6	96,20	24	38-35	22704
29	02/16/2009	@Columbus	W**	28-21-7	3-2	9,21,18x	18	35-1	15006
30	03/03/2009	@San Jose	W	30-26-7	4-1	18,9p,20,18	9	35-33	17496
31	03/05/2009	@Los Angeles	O*	30-26-8	4-5	21,63,18,29	26	32-35	17430
32	03/06/2009	@Anaheim	W	31-26-8	3-2	63p,21,21	21	35-35	17380
33	03/10/2009	@St. Louis	L	31-28-8	2-5	18p,63	15	50-35	17708
34	03/17/2009	@Vancouver	L	33-29-8	2-4	18p,29	13	1-35	18630
35	03/18/2009	@Calgary	L	33-30-8	1-2	11	23	34-35	19289
36	03/21/2009	@San Jose	L	33-31-8	2-5	21,3	8	20-35	17496
37	03/30/2009	@Phoenix	O*	33-33-10	5-6	11,27,21p,25,55	16	30-31	13831
38	03/31/2009	@Los Angeles	W	34-33-10	3-2	63,11p,11p	11	35-32	17648
39	04/07/2009	@Minnesota	L	35-35-10	1-3	96	25	32-33	18562
40	04/09/2009	@Colorado	W**	36-35-10	3-2	96p,37,63x	63	33-31	13822
41	04/10/2009	@Anaheim	O**	36-35-11	3-4	29p,96,29	8	35-31	17531

* - overtime ** - shootout +=home sellout p - power play goal s - shorthanded goal x - shootout deciding goal

September 2008

24 Signed Brent Krahn to a one-year contract. Assigned Tyler Beskorowany to Owen Sound (OHL); Luke Gazdic to Erie (OHL); Sergei Korostin to London (OHL); Guillaume Monast to Quebec (QMJHL); and Colton Sceviour to Lethbridge (WHL).
26 Signed Trevor Ludwig and Guillaume Monast to entry-level contracts. Assigned Trevor Ludwig to Manitoba (AHL); Tyler Shelast to Hamilton (AHL); John Lammers to Idaho (ECHL); Lauri Tukonen to Ilves Tampere (Finland); Jamie Benn to Kelowna (WHL); and released Joey Perricone, Nolan Pratt and Matt Stephenson.

October 2008

2 Claimed Doug Janik off waivers from Chicago; Assigned Ray Sawada to Manitoba; Aaron Gagnon to Grand Rapids (AHL) and Perttu Lindgren to Lukko Rauman (Finland).
3 Assigned Maxime Fortunus to Manitoba; Landon Wilson to Grand Rapids; Matt Climie to Idaho.
4 Assigned Dan Jancevski to Hamilton; Garrett Stafford to Grand Rapids.
7 Placed Sergei Zubov on Injured Reserve; Assigned Ivan Vishnevskiy to Peoria (AHL); Released Konstantin Pushkarev.
8 Assigned Chris Conner to Peoria and Francis Wathier to Iowa (AHL).
31 Placed Joel Lundqvist on Injured Reserve; Recalled Chris Conner from Peoria.

November 2008

2 Assigned Mark Fistic and James Neal to Manitoba; Assigned Chris Conner to Peoria.
5 Signed Mark Parrish to one-year contract.
7 Activated Sergei Zubov off Injured Reserve.
16 Acquired Darryl Sydor from Pittsburgh in exchange for Philippe Boucher.
18 Recalled James Neal from Manitoba; B.J. Crombeen claimed off waivers by St. Louis.
21 Placed Brenden Morrow on Injured Reserve; Recalled Landon Wilson from Grand Rapids.
23 Recalled Chris Conner from Peoria.
26 Placed Steve Ott on Injured Reserve.
30 Acquired Andrew Hutchinson from Tampa Bay in exchange for Lauri Tukonen.

December 2008

3 Placed Jere Lehtinen on Injured Reserve.
5 Recalled Tom Wandell from Timra IK (Sweden).
11 Placed Sergei Zubov on Injured Reserve, retroactive to Nov. 28; Recalled Dan Jancevski from Hamilton.
14 Acquired Brian Sutherby from Anaheim in exchange for David McIntyre and a conditional sixth-round pick in 2010; Assigned Dan Jancevski to Hamilton.
17 Assigned Tom Wandell to Timra IK.
18 Activated Joel Lundqvist and Steve Ott from Injured Reserve; Assigned Chris Conner to Peoria.
20 Activated Jere Lehtinen from Injured Reserve.
30 Placed Fabian Brunnstrom and Joel Lundqvist on Injured Reserve.
31 Recalled Ivan Vishnevskiy from Peoria.

January 2009

1 Recalled Chris Conner from Peoria.
6 Assigned Ivan Vishnevskiy to Peoria.
19 Placed Landon Wilson on Injured Reserve, retroactive to Jan. 3.
20 Signed Colton Sceviour to three-year entry-level contract.
27 Assigned Fabian Brunnstrom to Manitoba.
31 Recalled Fabian Brunnstrom from Manitoba on conditioning assignment.

February 2009

6 Assigned Tobias Stephan to Bridgeport (AHL); Recalled Brent Krahn from Chicago (AHL).
7 Assigned Chris Conner to Peoria.
10 Assigned Sean Avery to Hartford (AHL).
14 Recalled Mark Fistic from Manitoba; Assigned Doug Janik to Rockford (AHL) for a conditioning assignment.
17 Placed Brad Richards on Injured Reserve; Recalled Chris Conner from Peoria.
20 Recalled Ray Sawada from Manitoba; Assigned Chris Conner to Peoria.
22 Recalled Doug Janik from Rockford.
24 Placed Toby Petersen on Injured Reserve; Recalled Tobias Stephan from Bridgeport.
25 Acquired Steve Begin from Montreal in exchange for Doug Janik; Recalled Chris Conner from Peoria; Assigned Brent Krahn to Chicago.

March 2009

2 Assigned Ray Sawada to Manitoba.
3 Sean Avery claimed off re-entry waivers by New York Rangers.
5 Claimed Brendan Morrison off waivers from Anaheim.
6 Activated Landon Wilson from Injured Reserve.
9 Signed Brian Sutherby to a two-year contract.
20 Recalled Brad Richards from Injured Reserve.
22 Recalled Tom Wandell from Timra IK.
27 Signed Richard Bachman to Entry-Level contract.
29 Recalled Dan Jancevski from Hamilton and Garrett Stafford from Grand Rapids.

April 2009

3 Recalled Matt Climie from Idaho (ECHL); Assigned Dan Jancevski to Hamilton. Signed Luke Gazdic to Entry-Level contract.
4 Recalled Ivan Vishnevskiy from Peoria; Assigned Garrett Stafford to Grand Rapids.
10 Assigned Matt Climie to Idaho.
11 Assigned Ivan Vishnevskiy to Peoria.
12 Assigned Mark Fistic to Manitoba.
20 Signed Philip Larsen to three-year entry-level contract.

2008-09 MAN-GAMES LOST

Player	Type of Injury	Dates Missed	Games Missed
Krystofer Barch	Knee	Mar. 28 - Apr. 10	8
Steve Begin	Tricep	Mar. 18 - 21	2
Fabian Brunnstrom	Ankle	Dec. 29 - Jan. 27	12
	Flu	Feb. 3 - 5	2
	Shoulder	Feb. 8	1
	Shoulder	Mar. 10 - 17	4
Trevor Daley	Knee	Mar. 28 - Apr. 2	4
	Knee	Apr. 7 - 10	3
Mark Fistrich	Chest Muscle	Mar. 30 - Apr. 2	3
Nicklas Grossman	Flu	Dec. 20	1
Doug Janik	Facial Laceration	Oct. 20 - Nov. 13	11
Jere Lehtinen	Groin	Oct. 10 - Nov. 8	14
	Upper-body	Nov. 20 - Dec. 18	14
	Upper-body	Mar. 5 - 14	6
Joel Lundqvist	Shoulder	Oct. 29 - Dec. 16	21
	Shoulder	Dec. 20 - Jan. 8	8
Mike Modano	Flu	Feb. 23	1
	Groin	Mar. 18	1
Brenden Morrow	Torn ACL	Nov. 22 - Apr. 10	64
Steve Ott	Groin	Oct. 15 - 16	2
	Groin	Oct. 22- 25	3
	Broken Hand	Nov. 24 - Dec. 16	11
	Groin	Feb. 16	1
Mark Parrish	Flu	Jan. 27 - Feb. 6	6
	Flu	Feb. 11 - 14	3
	Back	Apr. 10	1
Toby Petersen	Broken foot	Feb. 26 - Apr. 10	23
Brad Richards	Lower-body	Oct. 31	1
	Broken Right Wrist	Feb. 19 - Mar. 18	15
	Broken Left Hand	Mar. 24 - Apr. 10	10
Stephane Robidas	Broken Jaw	Dec. 12 - Dec. 16	3
	Knee	Mar. 30 - Apr. 10	7
Brian Sutherby	Knee	Dec. 16 - 20	3
	Torn Oblique	Mar. 21 - Apr. 4	8
Marty Turco	Groin	Apr. 4 - 7	2
Landon Wilson	Upper-body	Jan. 4 - Mar. 5	27
Sergei Zubov	Hip Surgery	Oct. 10 - Nov. 1	12
	Hip Surgery	Nov. 30 - Apr. 10	60

Total man games lost due to injury/illness during the 2008-09 season: 378
Total man games lost due to injury/illness during the 2007-08 season: 186

2008-09 SPECIAL TEAMS SCORING

PLAYER	POWER PLAY			PLAYER	POWER PLAY (cont.)		
	G	A	PTS		G	A	PTS
Ribeiro	7	16	23	Zubov	0	3	3
Richards	5	14	19	Vishnevskiy	0	2	2
Modano	4	14	18	Hutchinson	0	1	1
Eriksson	7	5	12	Conner	0	1	1
Ott	5	7	12	Daley	0	1	1
Neal	9	1	10				
Niskanen	2	8	10	SHORTHANDED			
Robidas	1	8	9	PLAYER	G	A	PTS
Morrison	3	4	7	Richards	0	2	2
Lehtinen	2	5	7	Sutherby	1	0	1
Brunnstrom	4	2	6	Eriksson	1	0	1
Parrish	4	1	5	Robidas	0	1	1
Morrow	2	3	5	Daley	0	1	1
Sydor	0	3	3				

2008-09 HIGHS & LOWS



TEAM

Most goals – game:	10	vs. NY Rangers, Feb. 6, 2009 (W, 10-2)
Most goals allowed – game:	6 (7x)	last @ Phoenix, Mar. 30, 2009 (OTL, 5-6)
Most goals – period:	6	vs. NY Rangers, Feb. 6, 2009, 3rd period
Most goals allowed – period:	3 (12x)	last vs. Florida, 3rd period, Mar. 28, 2009
Fewest goals – game:	0 (6x)	last vs. Los Angeles, Mar. 26, 2009 (SOL, 0-1)
Fewest goals allowed – game:	0	vs. Atlanta, Jan. 27, 2009 (W, 2-0)
Most shots – game:	49	vs. Detroit, Jan. 12, 2009
Most shots – period:	23	vs. Detroit, 2nd period, Jan. 12, 2009
Most shots allowed – game:	43	@ Columbus, Feb. 16, 2009
Most shots allowed – period:	20	@ Columbus, 2nd period, Feb. 16, 2009
Fewest shots – game:	16	@ Anaheim, Mar. 6, 2009
Fewest shots – period:	2 (2x)	last @ Anaheim, 3rd period, Mar. 6, 2009
Fewest shots allowed – game:	18	vs. Anaheim, Feb. 28, 2009
Fewest shots allowed – period:	1	vs. Calgary, 3rd period, Apr. 2, 2009
Most penalties – game:	18	@ Boston, Nov. 1, 2008
Most penalties – period:	11	@ Boston, 3rd period, Nov. 1, 2008
Fewest penalties – game:	1	@ Philadelphia, Nov. 24, 2008
Most penalty minutes – game:	69	@ Boston, Nov. 1, 2008
Most penalty minutes – period:	55	@ Boston, 3rd period Nov. 1, 2008
Fewest penalty minutes – game:	2	@ Philadelphia, Nov. 24, 2008
Most PP goals – game:	4	vs. NY Rangers, Feb. 6, 2009
Most PP play goals allowed – game:	3 (2x)	last vs. Vancouver, Mar. 24, 2009
Most PP attempts – game:	10	vs. Montreal, Mar. 8, 2009
Most PP attempts allowed – game:	10	@ Los Angeles, Mar. 5, 2009
Most SH goals – game:	1 (2x)	last vs. Nashville, Feb. 8, 2009
Most SH goals allowed – game:	1 (4x)	last vs. Florida, Mar. 28, 2009
Largest margin of victory:	8	vs. NY Rangers, Feb. 6, 2009 (W, 10-2)
Largest margin of defeat:	5 (3x)	last @ Detroit, Jan. 8, 2009 (L, 1-6)
Longest winning streak:	5	Jan. 21-Feb. 2, 2009 (5-0-0)
Longest streak earning a point:	5	Jan. 21-Feb. 2, 2009 (5-0-0)
Longest losing streak:	7	Mar. 17-30, 2009 (0-5-2)
Longest winning streak (home):	5	Jan. 17-Feb. 8, 2009 (5-0-0)
Longest streak earning a point (home):	8	Dec. 31, 2008- Feb. 8, 2009 (7-0-1)
Longest losing streak (home):	6	Feb. 21-Mar. 8, 2009 (0-6-0)
Longest winning streak (away):	3	Jan. 21-31, 2009 (3-0-0)
Longest streak earning a point (away):	3	Jan. 21-31, 2009 (3-0-0)
Longest losing streak (away):	5	Mar. 10-30, 2009 (0-4-1)

INDIVIDUAL

Most goals – game:	3 (5x)	Eriksson (12/18 vs. CBJ), Parrish (11/7 @ ANA), Brunnstrom (10/15 vs. NSH), Neal (12/23 @ TOR), Ribeiro (1/21 @ FLA)
Most assists – game:	4	M. Ribeiro (10/23/08 @ NYI)
Most points – game:	5	M. Ribeiro (1-4-5) (10/23/08 @ NYI)
Most power-play goals – game:	2	M. Parrish (11/7/08 @ ANA)
Most goals – period:	2 (5x)	last by J. Neal (2/6/09 vs. NYR, 3rd period)
Most assists – period:	3	M. Ribeiro (10/23/08 @ NYI, 1st period)
Most points – period:	3 (2x)	last F. Brunnstrom (2/6/09 vs. NYR, 3rd period, 1-2-3)
Most shorthanded goals – game:	1 (2x)	last by B. Sutherby (2/8/09 vs. NSH)
Most penalty minutes – game:	25	S. Avery (10/11/08 @ NSH)
Most penalty minutes – period:	25	S. Avery (10/11/08 @ NSH, 1st period)
Most saves by a goalie – game:	41	M. Turco (2/16/09 @ CBJ, 43 shots)
Most saves by a goalie – period:	19	M. Turco (3/6/09 @ ANA, 2nd period, 19 shots)

Date	Opponent	Power Play	Season Total	Pctg.	Penalties Killed	Season Total	Pctg.
Oct. 10	Columbus	1 for 7	1 for 7	14.3%	3 of 3	3 of 3	100.0%
Oct. 11	@ Nashville	0 for 5	1 for 12	8.3%	5 of 7	8 of 10	80.0%
Oct. 15	Nashville	1 for 6	2 for 18	11.1%	5 of 6	13 of 16	81.3%
Oct. 16	@ St. Louis	0 for 3	2 for 21	9.5%	2 of 4	15 of 20	75.0%
Oct. 18	Colorado	1 for 4	3 for 25	12.0%	6 of 8	21 of 28	75.0%
Oct. 20	@ NY Rangers	1 for 3	4 for 28	14.3%	1 of 2	22 of 30	73.3%
Oct. 22	@ New Jersey	0 for 4	4 for 32	12.5%	4 of 4	26 of 34	76.5%
Oct. 23	@ NY Islanders	2 for 6	6 for 38	15.8%	4 of 5	30 of 39	76.9%
Oct. 25	Washington	1 for 4	7 for 42	16.7%	3 of 4	33 of 43	76.7%
Oct. 29	Minnesota	1 for 5	8 for 47	17.0%	2 of 4	35 of 47	74.5%
Oct. 31	@ Chicago	0 for 5	8 for 52	15.4%	3 of 4	38 of 51	74.5%
October Totals			8 for 52	15.4%		38 of 51	74.5%
Nov. 1	@ Boston	0 for 6	8 for 58	13.8%	5 of 6	43 of 57	75.4%
Nov. 7	@ Anaheim	2 for 5	10 for 63	15.9%	4 of 5	47 of 62	75.8%
Nov. 8	@ San Jose	0 for 4	10 for 67	14.9%	3 of 3	50 of 65	76.9%
Nov. 11	@ Los Angeles	0 for 4	10 for 71	14.1%	4 of 5	54 of 70	77.1%
Nov. 13	Los Angeles	2 for 4	12 for 75	16.0%	6 of 8	60 of 78	76.9%
Nov. 15	@ Phoenix	1 for 3	13 for 78	16.7%	2 of 2	62 of 80	77.5%
Nov. 20	Chicago	1 for 2	14 for 80	17.5%	2 of 4	64 of 84	76.2%
Nov. 22	Anaheim	0 for 7	14 for 87	16.1%	3 of 4	67 of 88	76.1%
Nov. 24	@ Philadelphia	0 for 5	14 for 92	15.2%	1 of 1	68 of 89	76.4%
Nov. 26	@ Minnesota	0 for 4	14 for 96	14.6%	2 of 3	70 of 92	76.1%
Nov. 28	San Jose	0 for 5	14 for 101	13.9%	4 of 6	74 of 98	75.5%
Nov. 30	Edmonton	2 for 5	16 for 106	15.1%	2 of 3	76 of 101	75.2%
November Totals			8 for 54	14.8%		38 of 50	76.0%
Dec. 2	@ Calgary	0 for 4	16 for 110	14.5%	1 of 1	77 of 102	75.5%
Dec. 3	@ Edmonton	0 for 4	16 for 114	14.0%	4 of 5	81 of 107	75.7%
Dec. 5	Colorado	0 for 3	16 for 117	13.7%	3 of 3	84 of 110	76.4%
Dec. 10	Phoenix	1 for 7	17 for 124	13.7%	4 of 6	88 of 116	75.9%
Dec. 12	Detroit	0 for 3	17 for 127	13.4%	3 of 3	91 of 119	76.5%
Dec. 13	@ Nashville	0 for 4	17 for 131	13.0%	2 of 2	93 of 121	76.9%
Dec. 16	Phoenix	0 for 3	17 for 134	12.7%	4 of 4	97 of 125	77.6%
Dec. 18	Columbus	2 for 4	19 for 138	13.8%	3 of 4	100 of 129	77.5%
Dec. 20	@ Ottawa	1 for 4	20 for 142	14.1%	3 of 6	103 of 135	76.3%
Dec. 23	@ Toronto	2 for 3	22 for 145	15.2%	1 of 1	104 of 136	76.5%
Dec. 27	Anaheim	1 for 5	23 for 150	15.3%	1 of 2	105 of 138	76.1%
Dec. 29	San Jose	0 for 6	23 for 156	14.7%	3 of 3	108 of 141	76.6%
Dec. 31	New Jersey	1 for 4	24 for 160	15.0%	3 of 4	111 of 145	76.5%
December Totals			8 for 54	14.8%		35 of 44	79.5%
Jan. 3	@ Edmonton	0 for 5	24 for 165	14.5%	3 of 4	114 of 149	76.5%
Jan. 4	@ Vancouver	1 for 3	25 for 168	14.9%	2 of 2	116 of 151	76.8%
Jan. 8	@ Detroit	0 for 3	25 for 171	14.6%	7 of 9	123 of 160	76.9%
Jan. 10	@ Phoenix	0 for 3	25 for 174	14.4%	4 of 4	127 of 164	77.4%
Jan. 12	Detroit	1 for 7	26 for 181	14.4%	3 of 4	130 of 168	77.4%
Jan. 15	Buffalo	2 for 3	28 of 184	15.2%	3 of 4	133 of 172	77.3%
Jan. 17	Los Angeles	0 for 3	28 of 187	15.0%	4 of 4	137 of 176	77.8%
Jan. 19	@ Tampa Bay	1 for 7	29 of 194	15.0%	1 of 2	138 of 178	77.5%
Jan. 21	@ Florida	1 for 2	30 of 196	15.3%	1 of 1	139 of 179	77.6%
Jan. 27	Atlanta	0 for 5	30 for 201	14.9%	2 for 2	141 of 181	77.9%
Jan. 29	@ Detroit	3 for 5	33 for 206	16.0%	4 for 5	145 of 186	78.0%
Jan. 31	@ Columbus	0 for 3	33 for 209	15.8%	3 of 4	148 of 190	77.9%
January Totals			9 for 49	18.4%		37 of 45	82.2%
Feb. 3	Calgary	2 for 5	35 for 214	16.4%	2 of 3	150 of 193	77.7%
Feb. 5	@ Colorado	0 for 3	35 for 217	16.1%	1 of 2	151 of 195	77.4%
Feb. 6	NY Rangers	4 for 9	39 for 226	17.3%	3 of 4	154 of 199	77.4%
Feb. 8	Nashville	1 for 4	40 for 230	17.4%	4 of 4	158 of 203	77.8%
Feb. 11	Phoenix	0 for 2	40 for 232	17.2%	2 of 2	160 of 205	78.0%
Feb. 13	Vancouver	1 for 4	41 for 236	17.4%	4 of 4	164 of 209	78.5%
Feb. 14	@ Chicago	0 for 1	41 for 237	17.3%	4 of 4	169 of 213	78.9%
Feb. 16	@ Columbus	0 for 3	41 for 240	17.1%	5 of 6	173 of 219	79.0%

SPECIAL TEAMS GAME-BY-GAME



Date	Opponent	Power	Season	Pctg.	Penalties	Season	Pctg.
		Play	Total		Killed	Total	
Feb. 19	Edmonton	1 for 6	42 for 246	17.1%	4 of 4	177 of 223	79.4%
Feb. 21	Chicago	0 for 3	42 for 249	16.9%	1 of 2	178 of 225	79.1%
Feb. 23	San Jose	0 for 4	42 for 253	16.6%	3 of 3	181 of 228	79.4%
Feb. 26	St. Louis	0 for 6	42 for 259	16.2%	2 of 2	183 of 230	79.6%
Feb. 28	Anaheim	1 for 4	43 for 263	16.3%	2 of 3	185 of 233	79.4%
February Totals			10 for 54	18.5%		37 of 43	86.0%
Mar. 1	Pittsburgh	1 for 6	44 for 269	16.4%	5 of 6	190 of 239	79.5%
Mar. 3	@ San Jose	1 for 6	45 for 275	16.4%	4 of 5	194 of 244	79.5%
Mar. 5	@ Los Angeles	0 for 3	45 for 278	16.2%	8 of 10	202 of 254	79.5%
Mar. 6	@ Anaheim	1 for 4	46 for 282	16.3%	3 of 3	205 of 257	79.8%
Mar. 8	Montreal	1 for 10	47 for 292	16.1%	3 of 3	208 of 260	80.0%
Mar. 10	@ St. Louis	1 for 6	48 for 298	16.1%	4 of 6	212 of 266	79.7%
Mar. 12	Carolina	0 for 3	48 for 301	15.9%	3 of 4	215 of 270	79.6%
Mar. 14	Minnesota	0 for 3	48 for 304	15.8%	2 of 3	217 of 273	79.5%
Mar. 17	@ Vancouver	1 for 7	49 for 311	15.8%	0 of 2	217 of 275	78.9%
Mar. 18	@ Calgary	0 for 3	49 for 314	15.6%	5 of 5	222 of 280	79.3%
Mar. 21	@ San Jose	0 for 4	49 for 318	15.4%	3 of 4	225 of 284	79.2%
Mar. 24	Vancouver	0 for 4	49 for 322	15.2%	4 of 7	229 of 291	78.7%
Mar. 26	vs. Los Angeles	0 for 5	49 for 327	15.0%	4 of 4	233 of 295	79.0%
Mar. 28	vs. Florida	0 for 3	49 for 330	14.8%	2 of 4	235 of 299	78.6%
Mar. 30	@ Phoenix	1 for 3	50 for 333	15.0%	3 of 5	238 of 304	78.3%
Mar. 31	@ Los Angeles	2 for 5	52 for 338	15.4%	2 of 2	240 of 306	78.4%
March Totals			9 for 75	12.0%		55 of 73	75.3%
Apr. 2	vs. Calgary	0 for 3	52 for 341	15.2%	2 of 2	242 of 308	78.6%
Apr. 4	vs. St. Louis	0 for 2	52 for 343	15.2%	4 of 5	246 of 313	78.6%
Apr. 7	@ Minnesota	0 for 2	52 for 345	15.1%	3 of 5	249 of 318	78.3%
Apr. 9	@ Colorado	1 for 2	53 for 347	15.3%	4 of 5	253 of 323	78.3%
Apr. 10	@ Anaheim	1 for 4	54 for 351	15.4%	4 of 4	257 of 327	78.6%
April Totals			2 for 13	15.4%		17 of 21	81.0%
Year to Date Totals			54 for 351	15.4%		257 of 327	78.6%

2008-09 MULTIPLE SCORING GAMES

PLAYER	GOALS				ASSISTS				POINTS				
	2	3	4	TOTAL	2	3	4	TOTAL	2	3	4	5	TOTAL
Mike Ribeiro	2	2	0	4	9	2	1	12	13	5	1	1	20
Brad Richards	0	0	0	0	4	2	0	6	14	1	1	0	16
Loui Eriksson	6	1	0	7	1	1	0	2	12	3	0	0	15
Mike Modano	3	0	0	3	3	0	0	3	10	2	0	0	12
Steve Ott	2	0	0	2	4	0	0	4	9	2	0	0	11
James Neal	4	1	0	5	0	0	0	0	5	2	0	0	7
Matt Niskanen	0	0	0	0	3	1	0	4	4	1	0	0	5
Fabian Brunnstrom	0	1	0	1	1	0	0	1	3	2	0	0	5
Jere Lehtinen	0	0	0	0	3	0	0	3	3	1	0	0	4
Stephane Robidas	0	0	0	0	2	1	0	3	2	1	0	0	3
Brendan Morrison	1	0	0	1	0	0	0	0	2	0	0	0	2
Landon Wilson	0	0	0	0	2	0	0	2	2	0	0	0	2
Chris Conner	0	0	0	0	1	0	0	1	2	0	0	0	2
Mark Parrish	0	1	0	1	0	0	0	0	0	1	0	0	1
Brenden Morrow	0	0	0	0	1	0	0	1	0	1	0	0	1
Trevor Daley	0	0	0	0	1	0	0	1	1	0	0	0	1
Joel Lundqvist	0	0	0	0	1	0	0	1	1	0	0	0	1
Garrett Stafford	0	0	0	0	1	0	0	1	1	0	0	0	1
Tom Wandell	0	0	0	0	1	0	0	1	1	0	0	0	1
Krys Barch	0	0	0	0	1	0	0	1	1	0	0	0	1
Brian Sutherby	0	0	0	0	0	0	0	0	1	0	0	0	1
Darryl Sydor	0	0	0	0	0	0	0	0	1	0	0	0	1

Overall record	36-35-11
Home record	20-16-5
Road record	16-19-6
1-goal games	19-21
2-goal games	10-19
3-goal games	7-16
Scoring first	23-11-4
Opponent scoring first	13-24-7
Leading after 1 period	19-3-1
Trailing after 1 period	10-22-5
Tied after 1 period	7-10-5
Leading after 2 periods	26-1-3
Trailing after 2 periods	3-27-2
Tied after 2 periods	7-7-6
Overtime Record - 2007-2008	11-11
Overtime Record - Franchise	104-80-229
Shootout Record - 2007-08	6-6

Shootout Record - Franchise	32-14
Outshooting opponent	18-18-5
Outshot by opponent	17-16-6
Even shots	1-1-0
vs. Northeast	1-2-2
vs. Atlantic	4-3-0
vs. Southeast	3-2-1
vs. Central	9-10-1
vs. Pacific	8-9-7
vs. Northwest	11-9-0
October	4-5-2
November	4-6-2
December	8-4-1
January	7-3-2
February	6-7-0
March	5-8-3
April	2-2-1

GOALS BY PERIOD

	1	2	3	OT	T
STARS	72	80	67	5	224 (2.7 avg.)
Opponents	82	81	83	5	251 (3.1 avg.)

SHOTS BY PERIOD

	1	2	3	OT	T
STARS	803	793	715	59	2370 (28.9 avg.)
Opponents	709	802	750	43	2304 (28.1 avg.)

SITUATIONAL GOALS FOR AND AGAINST

	For	Against	For	Against
Five-on-Five	154	163	Three-on-Four	0
Five-on-Four	47	2	Three-on-Five	0
Five-on-Three	6	0	Four-on-Five	2
Four-on-Four	8	7	Empty Net	6
Four-on-Three	1	0	Penalty Shot	0
Three-on-Three	0	0	Totals	224
				251

REGULAR SEASON PROFICIENCY

When Dallas scores...	GP	Record	Points	When Dallas allows...	GP	Record	Points
No Goals	6	0-4-2	2	No Goals	3	1-0-2	4
One Goal	16	1-14-1	3	One Goal	13	10-2-1	21
Two Goals	20	8-11-1	17	Two Goals	20	16-3-1	33
Three Goals	14	8-5-1	17	Three Goals	15	5-9-1	11
Four Goals	15	10-1-4	24	Four Goals	10	3-6-1	7
Five or more Goals	11	9-0-2	20	Five or more Goals	21	1-15-5	7

SEASON BREAKDOWN - 10-GAME SPANS

	Record	GF-GA	Power Play	Penalty Kill	SF-SA
Games 1-10	4-4-2	32-40	8-47 (17.0%)	35-47 (74.5%)	282-259
Games 11-20	2-6-2	22-32	6-45 (13.3%)	33-42 (78.6%)	266-281
Games 21-30	6-4-0	24-29	3-42 (7.1%)	29-36 (80.6%)	268-305
Games 31-40	5-3-2	30-32	8-40 (20.0%)	30-39 (76.9%)	330-266
Games 41-50	7-2-1	35-24	10-43 (23.3%)	24-31 (77.4%)	301-268
Games 51-60	5-5-0	26-22	7-42 (16.7%)	32-35 (91.4%)	291-294
Games 61-70	4-5-1	26-32	7-52 (13.5%)	34-45 (75.6%)	263-276
Games 71-80	2-6-2	23-35	3-34 (8.8%)	32-43 (74.4%)	285-289
Games 81-82	1-0-1	6-5	2-6 (33.3%)	8-9 (88.9%)	84-66



Randy Carlyle
Head Coach



Ryan Getzlaf
Center

Anaheim Ducks

Honda Center

2695 Katella Avenue

Anaheim, CA 92806

CLUB DIRECTORY

Owners
 Chief Executive Officer
 Executive Vice President/General Manager
 Head Coach
 Assistant Coach
 Assistant Coach
 Video Coordinator
 Director of Media and Communications
 Media and Communications Manager
 Media and Communications Manager
 Head Athletic Trainer
 Strength and Conditioning Coach
 Equipment Manager
 Assistant Equipment Manager
 Arena (Capacity)
 Public Relations Phone
 Public Relations Fax
 Press Box Phone
 Press Box Fax
 Web site



Henry and Susan Samuelli
 Michael Schulman
 Bob Murray
 Randy Carlyle
 Dave Farrish
 Newell Brown
 Pete Peeters
 Alex Gilchrist
 Steve Hoem
 Lauren O'Gorman
 Tim Clark
 Sean Skahan
 Doug Shearer
 Chris Aldrich
 Honda Center (17,174)
 (714) 940-2943
 (714) 940-2925
 (714) 704-2623
 (714) 940-2821
 www.anaheimducks.com

DALLAS STARS VS. ANAHEIM DUCKS

SEASON	GP	OVERALL			HOME			ROAD		
		W-L-OL	GF	GA	W-L-OL	GF	GA	W-L-OL	GF	GA
1993-94	5	2-3-0	15	17	1-1-0	6	6	1-2-0	9	11
1994-95	4	4-0-0	19	3	2-0-0	13	2	2-0-0	6	1
1995-96	4	3-1-0	14	9	2-0-0	8	3	1-1-0	6	6
1996-97	4	3-1-0	12	9	2-0-0	7	4	1-1-0	5	5
1997-98	4	3-1-0	16	5	2-0-0	11	3	1-1-0	5	2
1998-99	6	4-1-1	19	12	2-0-1	12	4	2-1-0	7	8
1999-00	6	3-3-0	15	17	2-1-0	9	8	1-2-0	6	9
2000-01	5	5-0-0	20	5	3-0-0	14	3	2-0-0	6	2
2001-02	5	1-3-1	10	15	0-2-0	2	8	1-1-1	8	7
2002-03	5	3-1-1	13	8	2-1-0	8	7	1-0-1	5	1
2003-04	6	2-2-2	14	13	2-0-1	11	4	0-2-1	3	9
2004-05	—	—	—	—	—	—	—	—	—	—
2005-06	8	6-1-1	25	17	3-1-0	9	7	3-0-1	16	10
2006-07	8	4-3-1	16	21	3-1-0	8	7	1-2-1	8	14
2007-08	8	5-2-1	24	14	3-1-0	11	6	2-1-1	13	8
2008-09	6	3-1-2	19	15	1-1-1	8	8	2-0-1	11	7
TOTALS:	84	51-23-10	251	180	30-9-3	137	80	21-14-7	114	100

2009-2010 STARS VS. DUCKS

Wednesday, October 21 @ Anaheim	9:00 p.m. CT
Thursday, December 3 @ American Airlines Center	7:30 p.m. CT
Tuesday, December 8 @ Anaheim	9:00 p.m. CT
Thursday, December 31 @ American Airlines Center	7:00 p.m. CT
Monday, March 29 @ Anaheim	9:00 p.m. CT
Thursday, April 8 @ American Airlines Center	7:30 p.m. CT



ANAHEIM DUCKS

DALLAS STARS VS. ANAHEIM DUCKS 2008-09 SEASON SUMMARY

DATE	SCORE	DECIDING GOAL	GOALTENDERS	ATTENDANCE
Nov. 7	Dallas 5 at Anaheim 2	Mark Parrish	Turco/Giguere, Hiller	17,048
Nov. 22	Anaheim 2 at Dallas 1**	Ryan Getzlaf (SO)	Turco/Hiller	17,734
Dec. 27	Anaheim 3 at Dallas 4*	Mike Modano (OT)	Turco/Giguere	18,532
Feb. 28	Anaheim 4 at Dallas 3	Teemu Selanne	Turco/Giguere	18,171
Mar. 6	Dallas 3 at Anaheim 2	Loui Eriksson	Turco/Giguere	17,380
Apr. 10	Dallas 3 at Anaheim 4**	Teemu Selanne (SO)	Turco/Hiller	17,531

* overtime
** shootout

GOALS BY PERIOD	1	2	3	OT	TOTAL	TOTAL SHOTS BY PERIOD	1	2	3	TOTAL
Stars:	3	8	7	1	19	Stars:	63	57	55	190
Ducks:	6	0	9	0	15	Ducks:	48	61	56	171

STARS SCORING

Player	GP	G	A	TP	+/-	PM	PP	SH
Mike Ribeiro	6	4	8	12	6	6	2	0
Steve Ott	6	2	7	9	4	24	1	0
Brad Richards	3	2	2	4	3	0	0	0
Loui Eriksson	6	3	0	3	4	2	0	0
Mark Parrish	3	3	0	3	0	0	2	0
Fabian Brunnstrom	6	2	1	3	0	0	0	0
Mike Modano	6	1	1	2	0	6	0	0
James Neal	5	1	1	2	-1	0	1	0
Matt Niskanen	5	1	1	2	0	2	0	0
Trevor Daley	5	0	2	2	3	25	0	0
Darryl Sydor	5	0	2	2	0	0	0	0
Stephane Robidas	5	0	1	1	4	4	0	0
Jere Lehtinen	3	0	1	1	3	0	0	0
Toby Petersen	3	0	1	1	0	0	0	0
Sean Avery	2	0	1	1	1	11	0	0
Philippe Boucher	1	0	1	1	1	5	0	0
Ivan Morrow	1	0	1	1	1	0	0	0
Bren Vishnevsky	1	0	1	1	0	0	0	0
Nicklas Grossman	6	0	0	0	-4	4	0	0
Krystofer Barch	5	0	0	0	-2	10	0	0
Brian Sutherby	4	0	0	0	-2	0	0	0
Steve Begin	3	0	0	0	-2	2	0	0
Mark Fistric	3	0	0	0	-3	2	0	0
Landon Wilson	3	0	0	0	-1	2	0	0
Chris Conner	2	0	0	0	-1	0	0	0
Andrew Hutchinson	2	0	0	0	0	0	0	0
Brendan Morrison	2	0	0	0	0	2	0	0
Sergei Zubov	2	0	0	0	0	0	0	0
Brandon Crombeen	1	0	0	0	-1	0	0	0
Doug Janik	1	0	0	0	0	0	0	0
Joel Lundqvist	1	0	0	0	-1	0	0	0
Tom Wandell	1	0	0	0	-1	0	0	0

DUCKS SCORING

Player	GP	G	A	TP	+/-	PM	PP	SH
Andrew Ebbett	4	2	3	5	4	0	1	0
Teemu Selanne	5	1	4	5	2	4	0	0
Scott Niedermayer	6	3	1	4	-3	2	1	0
Cobby Perry	6	2	2	4	-1	12	1	0
Bobby Ryan	5	1	3	4	-2	2	0	0
Ryan Getzlaf	6	0	4	4	-2	14	0	0
Chris Pronger	6	0	4	4	-2	10	0	0
Brendan Morrison	3	3	0	3	0	0	1	0
James Wishniewski	2	1	1	2	1	0	0	0
Todd Marchant	6	1	0	1	-2	0	0	0
Chris Kunitz	3	1	0	1	-1	9	0	0
Rob Niedermayer	6	0	1	1	-2	2	0	0
Steve Montador	4	0	1	1	-1	7	0	0
Ryan Carter	3	0	1	1	1	0	0	0
Bret Hedican	3	0	1	1	0	2	0	0
Ryan Whitney	3	0	1	1	1	0	0	0
Drew Miller	2	0	1	1	-1	2	0	0
Petteri Nokelainen	2	0	1	1	1	0	0	0
George Parros	6	0	0	0	0	7	0	0
Travis Moen	4	0	0	0	-3	9	0	0
Sheldon Brookbank	3	0	0	0	1	10	0	0
Mike Brown	3	0	0	0	-1	0	0	0
Brett Festerling	3	0	0	0	-1	4	0	0
Samuel Pahlsson	3	0	0	0	-3	2	0	0
F. Beauchemin	2	0	0	0	-1	0	0	0
Erik Christensen	2	0	0	0	1	2	0	0
Kent Huskins	2	0	0	0	1	0	0	0
Troy Bodie	1	0	0	0	0	0	0	0
Brad May	1	0	0	0	0	0	0	0
Nathan McIver	1	0	0	0	0	0	0	0
Brendan Mikkelson	1	0	0	0	0	0	0	0
Brian Sutherby	1	0	0	0	0	5	0	0

Power Play: 6-29 20.7% / Penalty Killing: 17-21 81.0% Power Play: 4-21 19.0% / Penalty Killing: 23-29 79.3%

STARS	GOALTENDING							SHOTS	SAVE%
	GP	MIN	GA	AVG	W	L	OT		
Marty Turco	6	372	15	2.42	3	1	2	171	.912

DUCKS	GOALTENDING							SHOTS	SAVE%
	GP	MIN	GA	AVG	W	L	OT		
Jonas Hiller	3	164	5	1.83	2	0	0	90	.944
Jean-Sebastien Giguere	4	208	14	4.03	1	2	1	100	.860

STARS VS. DUCKS: DID YOU KNOW?

Dallas' Mike Modano has racked up 25 goals and 53 assists for 78 points during his career against the Ducks, making him the leading scorer of all Anaheim opponents. Modano's 53 assists are also the most ever against the Ducks, outdistancing his nearest competitor (Sergei Zubov, 36) by 17 helpers. Modano also holds the highest single-game point output by an Anaheim opponent, scoring six points (2-4-6) on Feb. 1, 1995.



John Anderson
Head Coach



Ilya Kovalchuk
Left Wing

Atlanta Thrashers

Philips Arena
One Philips Drive
Atlanta, GA 30303



CLUB DIRECTORY

Ownership Group
Executive Vice President & General Manager
Vice President and Assistant General Manager
Associate General Manager
Head Coach
Assistant Coach
Assistant Coach
Assistant Coach
Video Coach
Senior Director of Public Relations
Director, Media Relations
Media Relations Assistant
Head Athletic Trainer
Assistant Athletic Trainer
Head Equipment Manager
Assistant Equipment Managers
Arena (Capacity)
Media Relations Phone
Media Relations Fax
Press Box Phone
Press Box Fax
Web site

Atlanta Spirit, LLC
Don Waddell
Larry Simmons
Rick Dudley
John Anderson
Randy Cunneynworth
Todd Nelson
Steve Weeks
Tony Borgford
Rob Koch
Brian Potter
Rob Tillotson
Tommy Alva
Stephen Roberts
Bobby Stewart
Joe Guilmet
Philips Arena (18,545)
(404) 878-3478
(404) 878-3712
(404) 878-3478
(404) 878-3443
www.atlantathrashers.com

DALLAS STARS VS. ATLANTA THRASHERS

SEASON	GP	OVERALL			HOME			ROAD		
		W-L-OL	GF	GA	W-L-OL	GF	GA	W-L-OL	GF	GA
1999-00	2	2-0-0	6	3	1-0-0	2	1	1-0-0	4	2
2000-01	1	1-0-0	3	2	---	---	---	1-0-0	3	2
2001-02	2	2-0-0	6	2	1-0-0	2	1	1-0-0	4	1
2002-03	2	2-0-0	8	5	1-0-0	3	1	1-0-0	5	4
2003-04	1	1-0-0	2	1	1-0-0	2	1	---	---	---
2004-05	---	---	---	---	---	---	---	---	---	---
2005-06	1	0-1-0	2	5	0-1-0	2	5	---	---	---
2006-07	1	1-0-0	5	3	---	---	---	1-0-0	5	3
2007-08	---	---	---	---	---	---	---	---	---	---
2008-09	1	1-0-0	2	0	1-0-0	2	0	---	---	---
TOTALS:	11	10-1-0	34	21	5-1-0	13	9	5-0-0	21	12

2009-2010 STARS VS. THRASHERS

Thursday, December 17 @ Atlanta

6:00 p.m. CT

DALLAS STARS VS. ATLANTA THRASHERS 2008-09 SEASON SUMMARY

DATE	SCORE	DECIDING GOAL	GOALTENDERS	ATTENDANCE
Jan. 27	Atlanta 0 at Dallas 2	Jere Lehtinen	Turco/Lehtonen	16,726

GOALS BY PERIOD	1	2	3	OT	TOTAL	SHOTS BY PERIOD	1	2	3	OT	TOTAL
Stars:	1	1	0	0	2	Stars:	11	14	8	0	33
Thrashers:	0	0	0	0	0	Thrashers:	6	6	13	0	25

STARS SCORING

Player	GP	G	A	TP	+/-	PM	PP	SH
Steve Ott	1	1	1	2	2	0	0	0
Mike Ribeiro	1	0	2	2	2	0	0	0
Jere Lehtinen	1	1	0	1	2	0	0	0
Trevor Daley	1	0	1	1	2	2	0	0
Krystofer Barch	1	0	0	0	0	2	0	0
Chris Conner	1	0	0	0	0	0	0	0
Loui Eriksson	1	0	0	0	0	0	0	0
Nicklas Grossman	1	0	0	0	0	0	0	0
Andrew Hutchinson	1	0	0	0	0	0	0	0
Joel Lundqvist	1	0	0	0	0	0	0	0
Mike Modano	1	0	0	0	0	0	0	0
James Neal	1	0	0	0	0	0	0	0
Matt Niskanen	1	0	0	0	0	0	0	0
Toby Petersen	1	0	0	0	0	0	0	0
Brad Richards	1	0	0	0	0	0	0	0
Stephane Robidas	1	0	0	0	2	0	0	0
Brian Sutherby	1	0	0	0	0	0	0	0
Darryl Sydor	1	0	0	0	0	0	0	0

THRASHERS SCORING

Player	GP	G	A	TP	+/-	PM	PP	SH
Colby Armstrong	1	0	0	0	-2	2	0	0
Zach Bogosian	1	0	0	0	0	0	0	0
Eric Boulton	1	0	0	0	0	0	0	0
Erik Christensen	1	0	0	0	0	0	0	0
Joseph Crabb	1	0	0	0	0	0	0	0
Tobias Enstrom	1	0	0	0	-1	2	0	0
Ron Hainsey	1	0	0	0	-1	0	0	0
Niclas Havelid	1	0	0	0	-1	2	0	0
Ilya Kovalchuk	1	0	0	0	-2	0	0	0
Vyacheslav Kozlov	1	0	0	0	0	0	0	0
Bryan Little	1	0	0	0	0	0	0	0
Eric Perrin	1	0	0	0	0	0	0	0
Rich Peverley	1	0	0	0	-2	0	0	0
Marty Reasoner	1	0	0	0	0	0	0	0
Mathieu Schneider	1	0	0	0	0	0	0	0
Chris Thorburn	1	0	0	0	0	0	0	0
Boris Valabik	1	0	0	0	-1	4	0	0
Todd White	1	0	0	0	0	0	0	0

Power Play: 0-5 0.0% / Penalty Killing: 2-2 100.0%

Power Play: 0-2 0.0% / Penalty Killing: 5-5 100.0%

STARS

Marty Turco

GP	MIN	GOALTENDING		W	L	OT	SHOTS	SAVE%
		GA	AVG					
1	60	0	0.00	1	0	0	25	1.000

THRASHERS

Kari Lehtonen


GP	MIN	GA	AVG	W	L	OT	SHOTS	SAVE%

STARS VS. THRASHERS: DID YOU KNOW?

The Dallas Stars won their first eight meetings with the Atlanta Thrashers since the club came into the league in 1999-2000. The eight-game winning streak is the longest in Stars history against teams at the start of their NHL existence. The Stars won their first seven meetings with the Hartford Whalers from 1979-1981. The Dallas Stars are 10-1-0 all-time against the Thrashers, including 5-0-0 on the road. Marty Turco is undefeated in his career against Atlanta, going 6-0-0 with a shutout and a 1.33 GAA.



Claude Julien
Head Coach



Zdeno Chara
Defenseman

Boston Bruins

TD Banknorth Garden
100 Legends Way
Boston, MA 02114

CLUB DIRECTORY

Owner and Governor
Senior Advisor to the Owner
General Manager
Assistant General Manager
Director of Hockey Operations & Player Development
Head Coach
Assistant Coach
Assistant Coach
Assistant Coach
Goaltending Coach
Director of Communications
Director of Publications and Information
Manager of Media Relations
Athletic Trainer
Physical Therapist
Equipment Manager
Assistant Athletic Trainer & Massage Therapist
Assistant Equipment Manager
Arena (Capacity)
Public Relations Phone
Public Relations Fax
Press Box Phone
Web site



Jeremy M. Jacobs
Harry Sinden
Peter Chiarelli
Jim Benning
Don Sweeney
Claude Julien
Doug Houda
Craig Ramsay
Geoff Ward
Bob Essensa
Matthew Chmura
Heidi Holland
Eric Tosi
Don Del Negro
Scott Waugh
Mark Dumas
Derek Repucci
Keith Robinson

TD Banknorth Garden (17,565)
(617) 624-1909
(617) 523-7184
(617) 624-2900
www.bostonbruins.com

DALLAS STARS VS. BOSTON BRUINS

SEASON	GP	OVERALL				HOME				ROAD			
		W-L-OL	GF	GA		W-L-OL	GF	GA		W-L-OL	GF	GA	
1967-68	4	2-2-0	13	21	2-0-0	10	7		0-2-0	3	14		
1968-69	6	0-4-2	11	22	0-1-2	7	9		0-3-0	4	13		
1969-70	6	1-4-1	16	24	1-2-0	9	11		0-2-1	7	13		
1970-71	6	0-5-1	12	36	0-3-0	6	20		0-2-1	6	16		
1971-72	6	0-5-1	16	31	0-2-1	10	13		0-3-0	6	18		
1972-73	5	1-3-1	11	13	1-2-0	7	7		0-1-1	4	6		
1973-74	5	0-3-2	10	21	0-1-1	5	10		0-2-1	5	11		
1974-75	4	0-3-1	6	24	0-1-1	3	11		0-2-0	3	13		
1975-76	4	0-3-1	5	19	0-2-0	3	11		0-1-1	2	8		
1976-77	4	2-1-1	10	11	2-0-0	5	2		0-1-1	5	9		
1977-78	4	1-3-0	8	14	1-1-0	4	3		0-2-0	4	11		
1978-79	8	0-5-3	22	36	0-2-2	10	14		0-3-1	12	22		
1979-80	4	2-2-0	11	12	2-0-0	9	5		0-2-0	2	7		
1980-81	4	1-2-1	10	14	1-0-1	6	5		0-2-0	4	9		
1981-82	4	2-1-0	12	10	0-1-0	2	4		2-0-0	10	6		
1982-83	3	0-3-0	8	15	0-2-0	5	11		0-1-0	3	4		
1983-84	3	2-1-0	11	12	0-1-0	1	8		2-0-0	10	4		
1984-85	3	0-3-0	8	12	0-2-0	5	8		0-1-0	3	4		
1985-86	3	0-3-0	6	12	0-1-0	3	5		0-2-0	3	7		
1986-87	3	0-3-0	5	12	0-2-0	5	6		0-1-0	6	6		
1987-88	3	0-3-0	10	20	0-1-0	5	7		0-2-0	5	13		
1988-89	3	2-0-1	13	16	1-0-1	9	5		1-0-0	4	1		
1989-90	3	1-2-0	11	13	0-1-0	3	3		1-1-0	9	10		
1990-91	3	0-1-2	9	13	0-0-2	2	7		0-1-0	3	6		
1991-92	3	1-1-0	6	3	1-0-0	4	0		0-1-0	3	3		
1992-93	3	1-0-1	8	6	1-0-0	5	3		0-0-1	3	3		
1993-94	2	0-1-1	2	5	0-1-0	0	3		0-0-1	2	2		
1994-95	—	—	—	—	—	—	—		—	—	—		
1995-96	2	1-1-0	10	11	1-0-0	6	5		0-1-0	4	6		
1996-97	2	1-1-0	8	7	1-0-0	6	4		0-1-0	2	3		
1997-98	2	1-0-1	5	3	0-0-1	3	3		1-0-0	2	0		
1998-99	2	2-0-0	9	2	1-0-0	6	1		1-0-0	3	1		
1999-00	1	0-0-1	2	2	0-0-1	2	2		—	—	—		
2000-01	2	2-0-0	9	4	1-0-0	5	4		1-0-0	4	0		
2001-02	1	1-0-0	2	1	1-0-0	2	1		—	—	—		
2002-03	1	0-0-1	5	5	—	—	—		0-0-1	5	5		
2003-04	2	0-2-0	1	6	0-1-0	0	2		0-1-0	1	4		
2004-05	—	—	—	—	—	—	—		—	—	—		
2005-06	1	1-0-0	1	1	—	—	—		1-0-0	1	1		
2006-07	—	—	—	—	—	—	—		—	—	—		
2007-08	1	1-0-0	4	1	1-0-0	4	1		—	—	—		
2008-09	1	0-1-0	1	5	—	—	—		0-1-0	1	5		
TOTALS:	124	29-72-23	327	485	19-30-13	179	221		10-42-10	148	264		

DALLAS STARS VS. BOSTON BRUINS 2008-09 SEASON SUMMARY

DATE	SCORE	DECIDING GOAL	GOALTENDERS	ATTENDANCE
Nov. 1	Dallas 1 at Boston 5	Patrice Bergeron	Turco/Thomas	14,576

GOALS BY PERIOD	1	2	3	OT	TOTAL	SHOTS BY PERIOD	1	2	3	OT	TOTAL
Stars:	1	0	0	0	1	Stars:	10	21	5	0	36
Bruins:	1	1	3	0	5	Bruins:	10	5	10	0	25

STARS SCORING

Player	GP	G	A	TP	+/-	PM	PP	SH
Sean Avery	1	1	0	1	1	21	0	0
Krystofer Barch	1	0	0	0	-2	5	0	0
Philippe Boucher	1	0	0	0	-1	0	0	0
Fabian Brunnstrom	1	0	0	0	-2	0	0	0
Brandon Crombeen	1	0	0	0	0	0	0	0
Trevor Daley	1	0	0	0	0	0	0	0
Loui Eriksson	1	0	0	0	0	0	0	0
Mark Fistric	1	0	0	0	-1	0	0	0
Nicklas Grossman	1	0	0	0	-2	0	0	0
Mike Modano	1	0	0	0	-1	0	0	0
Brenden Morrow	1	0	0	0	-1	6	0	0
James Neal	1	0	0	0	0	2	0	0
Matt Niskanen	1	0	0	0	-2	15	0	0
Steve Ott	1	0	0	0	0	18	0	0
Toby Petersen	1	0	0	0	-2	0	0	0
Mike Ribeiro	1	0	0	0	-1	0	0	0
Brad Richards	1	0	0	0	0	0	0	0
Stephane Robidas	1	0	0	0	0	0	0	0

BRUINS SCORING

Player	GP	G	A	TP	+/-	PM	PP	SH
Marco Sturm	1	2	0	2	2	0	1	0
Blake Wheeler	1	0	2	2	2	2	0	0
Patrice Bergeron	1	1	0	1	1	0	0	0
Phil Kessel	1	1	0	1	1	0	0	0
Mark Stuart	1	1	0	1	1	10	0	0
P.J. Axelsson	1	0	1	1	0	0	0	0
Andrew Ference	1	0	1	1	1	7	0	0
David Krejci	1	0	1	1	1	0	0	0
Michael Ryder	1	0	1	1	1	2	0	0
Marc Savard	1	0	1	1	1	12	0	0
Stephane Yelle	1	0	1	1	0	0	0	0
Zdeno Chara	1	0	0	0	1	0	0	0
Shane Hnidy	1	0	0	0	0	17	0	0
Milan Lucic	1	0	0	0	1	14	0	0
Petteri Nokelainen	1	0	0	0	-1	0	0	0
Shawn Thornton	1	0	0	0	-1	9	0	0
Aaron Ward	1	0	0	0	1	2	0	0
Dennis Wideman	1	0	0	0	2	2	0	0

Power Play: 0-6 0.0% / Penalty Killing: 5-6 83.3% Power Play: 1-6 16.7% / Penalty Killing: 6-6 100.0%

STARS	GOALTENDING								
	GP	MIN	GA	AVG	W	L	OT	SHOTS	SAVE%
Marty Turco	1	59	5	5.04	0	1	0	25	.800
BRUINS	GP	MIN	GA	AVG	W	L	OT	SHOTS	SAVE%
Tim Thomas	1	60	1	1.00	1	0	0	36	.972

2009-2010 STARS VS. BRUINS

Friday, October 16 @ American Airlines Center


7:30 p.m. CT

STARS VS. BRUINS: DID YOU KNOW?

The Dallas Stars have earned points in 11 of their last 14 meetings against Boston (8-3-3), outscoring them by a 40-30 margin. Since moving to Dallas, the Stars have earned points in 14 of 20 meetings with Boston (10-6-4) and have posted a 6-2-2 mark on home ice.



Lindy Ruff
Head Coach



Ryan Miller
Goaltender

Buffalo Sabres

HSBC Arena

One Seymour H. Knox III Plaza

Buffalo, NY 14203



CLUB DIRECTORY

Owner

General Manager

Head Coach

Associate Coach

Assistant Coach

Goaltender Coach

Administrative Assistant Coach

Director of Public Relations

Manager of Publications and Hockey Information

Coordinator of Media Relations

Athletic Trainer

Strength/Conditioning Coach

Asst. Strength/Conditioning Coach

Equipment Manager

Equipment Manager

Assistant Equipment Manager

Arena (Capacity)

Public Relations Phone

Public Relations Fax

Press Box Phone

Press Box Fax

Web site

B. Thomas Golisano

Darcy Regier

Lindy Ruff

Brian McCutcheon

James Patrick

Jim Corsi

Corey Smith

Michael Gilbert

Kevin Snow

Chris Bandura

Tim Macre

Doug McKenney

Kevin Collins

Rip Simonick

Dave Williams

George Babcock

HSBC Arena (18,690)

(716) 855-4100

(716) 855-4110

(716) 855-4536

(716) 855-4110

www.sabres.com

DALLAS STARS VS. BUFFALO SABRES

SEASON	GP	OVERALL				HOME				ROAD			
		W-L-OL	GF	GA	W-L-OL	GF	GA	W-L-OL	GF	GA			
1970-71	6	1-5-0	10	19	1-2-0	6	9	0-3-0	4	10			
1971-72	6	2-2-2	19	17	1-1-1	11	8	1-1-1	8	9			
1972-73	5	2-3-0	19	22	2-0-0	12	8	0-3-0	7	14			
1973-74	5	1-3-1	14	22	1-1-1	11	11	0-2-0	3	11			
1974-75	4	1-3-0	8	14	1-1-0	5	4	0-2-0	3	10			
1975-76	4	0-4-0	8	21	0-2-0	5	12	0-2-0	3	9			
1976-77	4	1-2-1	11	15	1-1-0	5	5	0-1-1	6	10			
1977-78	4	1-3-0	7	13	0-2-0	4	8	1-1-0	3	5			
1978-79	8	2-5-1	18	30	1-3-0	7	13	1-2-1	11	17			
1979-80	4	1-2-1	11	16	0-1-1	4	6	1-1-0	7	10			
1980-81	4	1-0-3	9	7	1-0-1	6	4	0-0-2	3	3			
1981-82	3	1-1-1	13	12	0-0-1	5	5	1-1-0	8	7			
1982-83	3	2-0-1	9	4	2-0-0	7	2	0-0-1	2	2			
1983-84	3	2-1-0	13	7	1-0-0	5	1	1-1-0	8	6			
1984-85	3	0-3-0	13	20	0-2-0	7	12	0-1-0	6	8			
1985-86	3	1-2-0	8	12	0-1-0	2	6	1-1-0	6	6			
1986-87	3	3-0-0	15	8	2-0-0	10	4	1-0-0	5	4			
1987-88	3	1-1-1	9	12	0-1-0	2	6	1-0-1	7	6			
1988-89	3	1-0-2	8	5	1-0-1	5	2	0-0-1	3	3			
1989-90	3	1-1-1	8	8	1-0-0	4	2	0-1-1	4	6			
1990-91	3	1-1-1	14	13	1-1-0	8	7	0-0-1	6	6			
1991-92	3	3-0-0	10	4	2-0-0	8	4	1-0-0	2	0			
1992-93	2	2-0-0	7	4	1-0-0	3	1	1-0-0	4	3			
1993-94	2	1-1-0	7	7	0-1-0	2	4	1-0-0	5	3			
1994-95	—	—	—	—	—	—	—	—	—	—			
1995-96	2	1-1-0	4	2	1-0-0	3	0	0-1-0	1	2			
1996-97	2	1-1-0	3	3	1-0-0	2	0	0-1-0	1	3			
1997-98	2	2-0-0	12	6	1-0-0	8	4	1-0-0	4	2			
1998-99	2	1-1-0	5	3	1-0-0	4	1	0-1-0	1	2			
1999-00	1	0-1-0	1	3	0-1-0	1	3	—	—	—			
2000-01	2	1-0-1	6	3	1-0-0	4	1	0-0-1	2	2			
2001-02	1	1-0-0	4	3	1-0-0	4	3	—	—	—			
2002-03	2	1-1-0	6	5	1-0-0	3	0	0-1-0	3	5			
2003-04	1	0-1-0	3	4	—	—	—	0-1-0	3	4			
2004-05	—	—	—	—	—	—	—	—	—	—			
2005-06	1	0-1-0	3	4	—	—	—	0-1-0	3	4			
2006-07	—	—	—	—	—	—	—	—	—	—			
2007-08	1	0-1-0	1	2	0-1-0	1	2	—	—	—			
2008-09	1	0-0-1	4	4	0-0-1	4	4	—	—	—			
TOTALS:	108	40-51-17	316	350	27-22-6	174	158	13-29-11	142	192			

DALLAS STARS VS. BUFFALO SABRES 2008-09 SEASON SUMMARY

DATE	SCORE	DECIDING GOAL	GOALTENDERS	ATTENDANCE
Jan. 15	Buffalo 5 at Dallas 4**	Jason Pominville(SO)	Turco/Miller	17,339
**shootout				

GOALS BY PERIOD	1	2	3	OT	TOTAL	SHOTS BY PERIOD	1	2	3	OT	TOTAL
Stars:	2	1	1	0	4	Stars:	12	3	9	1	25
Sabres:	0	1	3	0	4	Sabres:	5	10	18	2	35

STARS SCORING

Player	GP	G	A	TP	+/-	PM	PP	SH
Steve Ott	1	1	1	2	0	0	1	0
Trevor Daley	1	1	0	1	-1	0	0	0
Matt Niskanen	1	1	0	1	0	0	1	0
Brad Richards	1	1	0	1	1	0	0	0
Nicklas Grossman	1	0	1	1	0	0	0	0
Jere Lehtinen	1	0	1	1	0	0	0	0
Joel Lundqvist	1	0	1	1	0	0	0	0
Mike Modano	1	0	1	1	-1	0	0	0
Krystofer Barch	1	0	0	0	0	0	0	0
Loui Eriksson	1	0	0	0	1	0	0	0
Andrew Hutchinson	1	0	0	0	-1	0	0	0
James Neal	1	0	0	0	-1	2	0	0
Mark Parrish	1	0	0	0	0	0	0	0
Toby Petersen	1	0	0	0	-1	2	0	0
Mike Ribeiro	1	0	0	0	-1	2	0	0
Stephane Robidas	1	0	0	0	0	0	0	0
Brian Sutherby	1	0	0	0	-1	5	0	0
Darryl Sydor	1	0	0	0	0	0	0	0

SABRES SCORING

Player	GP	G	A	TP	+/-	PM	PP	SH
Paul Gaustad	1	2	0	2	1	5	1	0
Jason Pominville	1	0	2	2	2	0	0	0
Drew Stafford	1	0	2	2	1	4	0	0
Jochen Hecht	1	1	0	1	2	0	0	0
Clarke MacArthur	1	1	0	1	0	0	0	0
Ales Kotalik	1	0	1	1	-1	0	0	0
Craig Rivet	1	0	1	1	0	0	0	0
Derek Roy	1	0	1	1	2	0	0	0
Jaroslav Spacek	1	0	1	1	0	0	0	0
Chris Butler	1	0	0	0	-1	0	0	0
Tim Connolly	1	0	0	0	-1	0	0	0
Matt Ellis	1	0	0	0	0	0	0	0
Toni Lydman	1	0	0	0	1	0	0	0
Adam Mair	1	0	0	0	-1	0	0	0
Teppo Numminen	1	0	0	0	0	0	0	0
Daniel Paille	1	0	0	0	0	0	0	0
Henrik Tallinder	1	0	0	0	1	0	0	0
Thomas Vanek	1	0	0	0	-1	2	0	0

Power Play: 2-3 66.7% / Penalty Killing: 3-4 75.0%

Power Play: 1-4 25.0% / Penalty Killing: 1-3 33.3%

STARS	GP	MIN	GOALTENDING			SHOTS	SAVE%
			GA	AVG	W L OT		
Marty Turco	1	65	4	3.70	0 0 1	35	.886
SABRES	GP	MIN	GA	AVG	W L OT	SHOTS	SAVE%
Ryan Miller	1	65	4	3.71	1 0 0	25	.840

2009-2010 STARS VS. SABRES

Wednesday, March 10 @ Buffalo


6:00 p.m. CT

STARS VS. SABRES: DID YOU KNOW?

The Stars defeated the Sabres in six games in the 1999 Stanley Cup Finals to clinch the franchise's first championship. The series featured two overtime contests, including Game Six, which ended 14:51 into the third overtime as Brett Hull scored on Dominik Hasek to win the Cup. The current Stars remaining from that team are Mike Modano and Jere Lehtinen. Current Stars Assistant Coach Stu Barnes was a member of the Buffalo squad.



Brent Sutter
Head Coach



Jarome Iginla
Right Wing

Calgary Flames

Pengrowth Saddledome

PO Box 1540, Station M

Calgary, Alberta T2P 3B9



CLUB DIRECTORY

President and Chief Executive Officer
General Manager
Vice President, Hockey Administration/CFO
Head Coach
Assistant Coach
Assistant Coach
Assistant Coach
Assistant Coach
Vice President, Communications
Manager, Media Relations
Athletic Therapist
Assistant Athletic Therapist
Equipment Manager
Assistant Equipment Manager
Arena (Capacity)
Public Relations Phone
Public Relations Fax
Media Hotline
Web site

Ken King
Darryl Sutter
Michael Holditch
Brent Sutter
Dave Lowry
Ryan McGill
Jamie McLennan
Rob Cookson
Peter Hanlon
Sean Kelso
Morris Boyer
Schad Richea
Gus Thorson
Mark DePasquale
Pengrowth Saddledome (19,289)
(403) 777-4636
(403) 777-2195
(403) 777-3666
www.calgaryflames.com

DALLAS STARS VS. CALGARY FLAMES*

SEASON	GP	OVERALL			HOME			ROAD			GA
		W-L-OL	GF	GA	W-L-OL	GF	GA	W-L-OL	GF	GA	
1972-73	6	3-3-0	18	11	2-1-0	10	3	1-2-0	8	8	
1973-74	5	2-3-0	14	15	2-1-0	12	8	0-2-0	2	7	
1974-75	5	1-3-1	14	22	0-2-0	5	9	1-1-1	9	13	
1975-76	5	1-4-0	11	19	1-2-0	7	12	0-2-0	4	7	
1976-77	5	1-2-2	13	21	1-1-1	8	12	0-1-1	5	9	
1977-78	5	1-4-0	14	23	1-1-0	7	7	0-3-0	7	16	
1978-79	4	2-1-1	14	14	1-1-0	8	9	1-0-1	6	5	
1979-80	4	1-1-2	12	10	1-0-1	6	3	0-1-1	6	7	
1980-81	4	2-2-0	16	17	2-0-0	11	5	0-2-0	5	12	
1981-82	3	1-0-2	12	7	1-0-0	6	1	0-0-2	6	6	
1982-83	3	1-1-1	15	13	1-0-1	11	7	0-1-0	4	6	
1983-84	3	1-2-0	14	20	1-0-0	7	5	0-2-0	7	15	
1984-85	3	0-1-2	12	16	0-1-1	8	12	0-0-1	4	4	
1985-86	3	2-0-1	15	11	1-0-0	6	3	1-0-1	9	8	
1986-87	3	1-1-1	12	10	1-1-0	9	7	0-0-1	3	3	
1987-88	3	0-2-1	8	12	0-1-0	3	4	0-1-1	5	8	
1988-89	3	0-2-1	4	6	0-1-1	3	4	0-1-0	1	2	
1989-90	3	1-2-0	6	10	1-0-0	3	2	0-2-0	3	8	
1990-91	3	1-2-0	12	13	1-1-0	11	8	0-1-0	1	5	
1991-92	3	0-3-0	8	14	0-1-0	2	4	0-2-0	6	10	
1992-93	4	1-3-0	13	17	1-1-0	7	7	0-2-0	6	10	
1993-94	4	3-0-1	13	9	2-0-0	8	5	1-0-1	5	4	
1994-95	4	1-2-1	8	14	0-1-1	4	10	1-1-0	4	4	
1995-96	4	3-1-0	19	16	1-1-0	11	11	2-0-0	8	5	
1996-97	4	2-1-1	11	10	1-0-1	7	5	1-1-0	4	5	
1997-98	4	3-1-0	12	9	2-0-0	9	5	1-1-0	3	4	
1998-99	4	2-1-1	8	6	1-0-1	5	3	1-1-0	3	3	
1999-00	4	1-0-3	8	5	1-0-1	7	3	0-0-2	1	2	
2000-01	4	1-2-1	11	11	0-1-1	7	8	1-1-0	4	3	
2001-02	4	1-1-2	11	10	0-1-1	6	8	1-0-1	5	2	
2002-03	4	1-0-3	9	7	1-0-1	5	2	0-0-2	4	5	
2003-04	4	4-0-0	16	6	2-0-0	9	4	2-0-0	7	2	
2004-05	—	—	—	—	—	—	—	—	—	—	
2005-06	4	3-1-0	8	6	2-0-0	5	3	1-1-0	3	3	
2006-07	4	2-2-0	11	11	2-0-0	8	4	0-2-0	3	7	
2007-08	4	2-1-1	9	9	0-1-1	4	6	2-0-0	5	3	
2008-09	4	2-2-0	8	6	1-1-0	4	3	1-1-0	4	3	
TOTALS:	140	54-57-29	419	436	35-22-13	249	212	19-35-16	170	224	

*Includes record vs. Atlanta Flames, 1972-79



CALGARY FLAMES

DALLAS STARS VS. CALGARY FLAMES 2008-09 SEASON SUMMARY

DATE	SCORE	DECIDING GOAL	GOALTENDERS	ATTENDANCE
Dec. 2	Dallas 3 at Calgary 1	Fabian Brunnstrom	Turco/Kiprusoff	19,289
Feb. 3	Calgary 1 at Dallas 3	James Neal	Turco/Kiprusoff	16,395
Mar. 18	Dallas 1 at Calgary 2	Eric Nystrom	Turco/Kiprusoff	19,289
Apr. 2	Calgary 2 at Dallas 1	Craig Conroy	Turco/Kiprusoff	17,106

GOALS BY PERIOD	1	2	3	OT	TOTAL	SHOTS BY PERIOD	1	2	3	OT	TOTAL
Stars:	3	3	2	0	8	Stars:	33	38	33	0	104
Flames:	2	3	1	0	6	Flames:	41	44	32	0	117

STARS SCORING

Player	GP	G	A	TP	+/-	PM	PP	SH
Loui Eriksson	4	1	2	3	2	2	0	0
James Neal	4	1	2	3	3	2	1	0
Stephane Robidas	3	0	3	3	2	2	0	0
Fabian Brunnstrom	3	2	0	2	1	2	0	0
Brad Richards	2	1	1	2	2	0	0	0
Matt Niskanen	4	0	2	2	-1	0	0	0
Jere Lehtinen	3	1	0	1	0	0	1	0
Brendan Morrison	2	1	0	1	1	0	0	0
Toby Petersen	2	1	0	1	0	0	0	0
Nicklas Grossman	4	0	1	1	2	2	0	0
Mike Ribeiro	4	0	1	1	-1	2	0	0
Trevor Daley	3	0	1	1	-1	0	0	0
Joel Lundqvist	3	0	1	1	0	0	0	0
Steve Ott	3	0	1	1	-2	9	0	0
Chris Conner	4	0	0	0	0	0	0	0
Darryl Sydor	4	0	0	0	-1	2	0	0
Andrew Hutchinson	3	0	0	0	-1	0	0	0
Mike Modano	3	0	0	0	-1	0	0	0
Krystofer Barch	2	0	0	0	0	0	0	0
Mark Parrish	2	0	0	0	0	0	0	0
Brian Sutherby	2	0	0	0	0	2	0	0
Landon Wilson	2	0	0	0	0	0	0	0
Steve Begin	1	0	0	0	-1	0	0	0
Mark Fistic	1	0	0	0	1	2	0	0
Dan Jancevski	1	0	0	0	0	0	0	0
Doug Janik	1	0	0	0	0	0	0	0
Garrett Stafford	1	0	0	0	0	0	0	0
Tom Wandell	1	0	0	0	0	0	0	0

FLAMES SCORING

Player	GP	G	A	TP	+/-	PM	PP	SH
Jarome Iginla	4	1	1	2	-2	0	0	0
Dion Phaneuf	4	0	2	2	-1	0	0	0
Dustin Boyd	3	0	2	2	1	0	0	0
Mike Cammalleri	4	1	0	1	-4	4	1	0
Craig Conroy	4	1	0	1	1	0	0	0
David Moss	4	1	0	1	-1	0	0	0
Eric Nystrom	4	1	0	1	0	0	0	0
Jamie Lundmark	2	1	0	1	1	5	0	0
Adrian Aucoin	4	0	1	1	-2	0	0	0
Daymond Langkow	4	0	1	1	-1	2	0	0
Todd Bertuzzi	3	0	1	1	-1	4	0	0
Jordan Leopold	2	0	1	1	1	0	0	0
Matthew Lombardi	2	0	1	1	0	4	0	0
James Vandermeer	2	0	1	1	3	0	0	0
Curtis Glencross	4	0	0	0	1	0	0	0
Robyn Regehr	4	0	0	0	-1	4	0	0
Adam Pardy	3	0	0	0	0	0	0	0
Cory Sarich	3	0	0	0	1	4	0	0
Rene Bourque	2	0	0	0	0	0	0	0
Mark Giordano	2	0	0	0	-2	2	0	0
Olli Jokinen	20	0	0	0	0	4	0	0
Warren Peters	2	0	0	0	0	0	0	0
Andrew Roy	2	0	0	0	0	0	0	0
Wayne Primeau	1	0	0	0	0	0	0	0
Brandon Prust	1	0	0	0	0	0	0	0

Power Play: 2-15 13.3% / Penalty Killing: 10-11 90.9% Power Play: 1-11 9.1% / Penalty Killing: 13-15 86.7%

STARS	GP	MIN	GOALTENDING		W	L	OT	SHOTS	SAVE%
			GA	AVG					
Marty Turco	4	283	6	1.51	2	2	0	111	.949
FLAMES	GP	MIN	GA	AVG	W	L	OT	SHOTS	SAVE%
Miikka Kiprusoff	4	237	7	2.77	2	2	0	93	.932

2009-2010 STARS VS. FLAMES

Friday, October 9 @ Calgary	8:00 p.m. CT
Wednesday, November 4 @ American Airlines Center	7:30 p.m. CT
Wednesday, January 27 @ American Airlines Center	7:30 p.m. CT
Thursday, February 11 @ Calgary	8:30 p.m. CT

STARS VS. FLAMES: DID YOU KNOW?

The Dallas Stars have earned at least one point in 19 of their past 25 meetings with Calgary, going 14-6-5 and outscoring the Flames by a 63-47 margin. Current Flames Captain Jarome Iginla was traded from Dallas to Calgary for former Stars player and current General Manager Joe Nieuwendyk in 1995.



Paul Maurice
Head Coach



Eric Staal
Center

Carolina Hurricanes

RBC Center

1400 Edwards Mill Road

Raleigh, NC 27607



CLUB DIRECTORY

Chief Executive Officer, Owner and Governor

President and General Manager

Vice President/Assistant General Manager

Head Coach

Associate Head Coach/Director of Player Personnel

Assistant Coach

Assistant Coach

Assistant Coach

Director of Defensemen Development

Director of Media Relations

Manager of Media Relations/Broadcast Coordinator

Video Coach

Head Athletic Trainer/Strength & Conditioning Coach

Assistant Athletic Trainer

Equipment Managers

Arena (Capacity)

Public Relations Phone

Public Relations Fax

Press Box Phone

Web site

Peter Karmanos, Jr.

Jim Rutherford

Jason Karmanos

Paul Maurice

Ron Francis

Kevin McCarthy

Tom Rowe

Tom Barrasso

Glen Wesley

Mike Sundheim

Kyle Hanlin

Chris Huffine

Peter Friesen

Jason Bailey

Wally Tatomir, Skip Cunningham, Bob Gorman

RBC Center (18,680)

(919) 861-5477

(919) 462-0123

(919) 861-2300, exts. 6560, 6533

www.carolinahurricanes.com

DALLAS STARS VS. CAROLINA HURRICANES*

SEASON	GP	OVERALL				HOME			ROAD		
		W-L-OL	GF	GA		W-L-OL	GF	GA	W-L-OL	GF	GA
1979-80	4	4-0-0	22	6	2-0-0	10	3	2-0-0	12	3	
1980-81	4	3-1-0	23	11	2-0-0	16	7	1-1-0	7	4	
1981-82	3	2-1-0	15	13	1-0-0	8	7	1-1-0	7	6	
1982-83	3	2-0-1	17	11	1-0-1	10	5	1-0-0	7	6	
1983-84	3	0-3-0	10	17	0-1-0	3	6	0-2-0	7	11	
1984-85	3	2-1-0	12	11	1-1-0	8	9	1-0-0	4	2	
1985-86	3	2-1-0	11	8	1-0-0	4	1	1-1-0	7	7	
1986-87	3	2-1-0	10	10	2-0-0	9	5	0-1-0	1	5	
1987-88	3	0-3-0	4	19	0-1-0	3	6	0-2-0	1	13	
1988-89	3	1-2-0	8	9	0-2-0	4	7	1-0-0	4	2	
1989-90	3	1-2-0	12	13	0-1-0	3	5	1-1-0	9	8	
1990-91	3	2-1-0	10	5	1-1-0	5	3	1-0-0	5	2	
1991-92	3	1-1-1	12	12	0-1-0	4	5	1-0-1	8	7	
1992-93	2	0-1-1	7	8	0-1-0	1	2	0-0-1	6	6	
1993-94	2	1-0-1	7	3	1-0-0	5	1	0-0-1	2	2	
1994-95	—	—	—	—	—	—	—	—	—	—	
1995-96	2	1-1-0	9	7	0-1-0	3	5	1-0-0	6	2	
1996-97	2	2-0-0	6	1	1-0-0	2	0	1-0-0	4	1	
1997-98	2	2-0-0	12	2	1-0-0	6	1	1-0-0	6	1	
1998-99	2	1-0-1	5	4	1-0-0	3	2	0-0-1	2	2	
1999-00	2	1-1-0	2	2	1-0-0	2	1	0-1-0	0	1	
2000-01	1	0-1-0	2	5	—	—	—	0-1-0	2	5	
2001-02	2	0-1-1	4	7	0-0-1	4	4	0-1-0	0	3	
2002-03	2	1-1-0	2	2	1-0-0	2	1	0-1-0	0	1	
2003-04	1	1-0-0	3	1	—	—	—	1-0-0	3	1	
2004-05	—	—	—	—	—	—	—	—	—	—	
2005-06	1	1-0-0	4	4	1-0-0	4	4	—	—	—	
2006-07	1	0-1-0	4	5	—	—	—	0-1-0	4	5	
2007-08	—	—	—	—	—	—	—	—	—	—	
2008-09	1	1-0-0	3	2	1-0-0	3	2	—	—	—	
TOTALS:	64	34-24-6	236	198	19-10-2	122	92	15-14-4	114	106	

*includes record vs. Hartford Whalers (1979-97)



CAROLINA HURRICANES

DALLAS STARS VS. CAROLINA HURRICANES 2008-09 SEASON SUMMARY

DATE	SCORE	DECIDING GOAL	GOALTENDERS	ATTENDANCE
Mar. 12	Carolina 2 at Dallas 3	Brendan Morrison	Turco/Ward	16,788

GOALS BY PERIOD	1	2	3	OT	TOTAL	SHOTS BY PERIOD	1	2	3	OT	TOTAL
Stars:	0	3	0	0	3	Stars:	15	10	6	0	31
Hurricanes:	1	0	1	0	2	Hurricanes:	9	7	15	0	31

STARS SCORING

Player	GP	G	A	TP	+/-	PM	PP	SH
Steve Begin	1	1	0	1	1	2	0	0
Brendan Morrison	1	1	0	1	1	0	0	0
Mike Ribeiro	1	1	0	1	0	0	0	0
Chris Conner	1	0	1	1	1	0	0	0
Loui Eriksson	1	0	1	1	1	0	0	0
Nicklas Grossman	1	0	1	1	2	2	0	0
Mike Modano	1	0	1	1	0	0	0	0
Matt Niskanen	1	0	1	1	1	0	0	0
Krystofer Barch	1	0	0	0	2	0	0	0
Trevor Daley	1	0	0	0	1	2	0	0
Mark Fistric	1	0	0	0	1	2	0	0
Joel Lundqvist	1	0	0	0	0	0	0	0
James Neal	1	0	0	0	0	0	0	0
Steve Ott	1	0	0	0	-1	0	0	0
Stephane Robidas	1	0	0	0	-1	0	0	0
Brian Sutherby	1	0	0	0	0	0	0	0
Darryl Sydor	1	0	0	0	1	0	0	0
Landon Wilson	1	0	0	0	0	0	0	0

HURRICANES SCORING

Player	GP	G	A	TP	+/-	PM	PP	SH
Rod Brind'Amour	1	1	1	2	1	0	0	1
Ray Whitney	1	1	0	1	-1	0	1	0
Matt Cullen	1	0	1	1	-1	0	0	0
Eric Staal	1	0	1	1	1	0	0	0
Anton Babchuk	1	0	0	0	1	2	0	0
Erik Cole	1	0	0	0	-1	0	0	0
Tim Conboy	1	0	0	0	-1	0	0	0
Joseph Corvo	1	0	0	0	-3	0	0	0
Patrick Eaves	1	0	0	0	0	0	0	0
Tim Gleason	1	0	0	0	-3	0	0	0
Jussi Jokinen	1	0	0	0	-2	0	0	0
Frantisek Kaberle	1	0	0	0	0	0	0	0
Chad Larose	1	0	0	0	0	0	0	0
Tuomo Ruutu	1	0	0	0	-1	2	0	0
Michael Ryan	1	0	0	0	-2	0	0	0
Sergei Samsonov	1	0	0	0	0	0	0	0
Dennis Seidenberg	1	0	0	0	1	2	0	0
Niclas Wallin	1	0	0	0	0	0	0	0

Power Play: 0-3 0.0% / Penalty Killing: 3-4 75.0%

Power Play: 1-4 25.0% / Penalty Killing: 3-3 100.0%

STARS	GOALTENDING					SHOTS	SAVE%		
	GP	MIN	GA	AVG	W			L	OT
Marty Turco	1	60	2	2.01	1	0	0	31	.935
HURRICANES	GP	MIN	GA	AVG	W	L	OT	SHOTS	SAVE%
Cam Ward	1	59	3	3.06	0	1	0	31	.903

2009-2010 STARS VS. HURRICANES

Wednesday, November 23 @ American Airlines Center
Wednesday, December 16 @ Carolina

7:30 p.m. CT
6:00 p.m. CT

STARS VS. HURRICANES: DID YOU KNOW?

The Dallas Stars and Carolina Hurricanes skated in the first shootout game in the history of the American Airlines Center on Dec. 2, 2005. Jussi Jokinen and Mike Modano were successful in their shootout attempts for the Stars, while Johan Hedberg stopped two of the three shots he faced to earn the win.



Joel Quenneville
Head Coach



Jonathan Toews
Center

Chicago Blackhawks

United Center

1901 W. Madison St.

Chicago, IL 60612

CLUB DIRECTORY

Chairman
President
General Manager
Assistant General Manager
Senior Advisor, Hockey Operations
Senior Advisor, Hockey Operations
Head Coach
Assistant Coach
Assistant Coach
Strength and Conditioning Coach
Director, Media Relations
Coordinator, Media Relations
Head Athletic Trainer
Assistant Athletic Trainer
Equipment Manager
Assistant Equipment Manager
Arena (Capacity)
Public Relations Phone
Public Relations Fax
Press Box Phone
Web site



W. Rockwell "Rocky" Wirtz
John F. McDonough
Stan Bowman
Kevin Cheveldayoff
Dale Tallon
Scott Bowman
Joel Quenneville
John Torchetti
Mike Haviland
Paul Goodman
Brandon Faber
Adam Rogowin
Mike Gapski
Jeff Thomas
Troy Parchman
Clinton Reif
United Center (20,500)
(312) 455-7000
(312) 455-7041
(312) 455-4678

www.chicagoblackhawks.com

DALLAS STARS VS. CHICAGO BLACKHAWKS

SEASON	GP	OVERALL			HOME			ROAD			GA
		W-L-OL	GF	GA	W-L-OL	GF	GA	W-L-OL	GF	GA	
1967-68	4	1-3-0	9	13	0-2-0	4	8	1-1-0	5	5	
1968-69	6	0-5-1	12	34	0-2-1	7	12	0-3-0	5	22	
1969-70	6	2-3-1	24	25	1-1-1	14	14	1-2-0	10	11	
1970-71	6	2-3-1	13	21	1-2-0	5	11	1-1-1	8	10	
1971-72	6	1-5-0	10	21	1-2-0	5	8	0-3-0	5	13	
1972-73	6	2-3-1	15	19	1-1-1	8	8	1-2-0	7	11	
1973-74	5	1-3-1	10	19	1-1-0	6	7	0-2-1	4	12	
1974-75	6	1-5-0	8	22	1-2-0	8	10	0-3-0	0	12	
1975-76	6	1-5-0	8	19	1-2-0	3	8	0-3-0	5	11	
1976-77	6	3-2-1	18	18	2-0-1	13	8	1-2-0	5	10	
1977-78	6	0-5-1	13	27	0-3-0	6	13	0-2-1	7	14	
1978-79	4	2-2-0	11	19	2-0-0	8	6	0-2-0	3	13	
1979-80	4	1-2-1	9	11	1-1-0	6	5	0-1-1	3	6	
1980-81	4	2-2-0	18	17	1-1-0	7	8	1-1-0	11	9	
1981-82	7	3-3-1	31	28	3-1-0	25	18	0-2-1	6	10	
1982-83	8	4-3-1	26	29	3-0-1	17	12	1-3-0	9	17	
1983-84	8	6-2-0	42	30	3-1-0	24	17	3-1-0	18	13	
1984-85	8	3-4-1	29	32	1-2-1	16	16	2-2-0	13	16	
1985-86	8	3-3-2	38	34	1-2-1	18	13	2-1-1	20	21	
1986-87	8	4-2-2	34	28	2-1-1	16	13	2-1-1	18	15	
1987-88	8	2-5-1	30	40	0-3-1	12	19	2-2-0	18	21	
1988-89	8	2-4-2	28	30	2-1-1	18	12	0-3-1	10	18	
1989-90	8	4-3-1	25	23	4-0-0	19	11	0-3-1	6	12	
1990-91	8	2-5-1	21	31	2-1-1	11	9	0-4-0	10	22	
1991-92	8	3-4-1	23	29	3-1-0	14	9	0-3-1	9	20	
1992-93	7	1-6-0	8	18	1-3-0	6	9	0-3-0	2	9	
1993-94	6	2-3-1	17	17	0-2-1	6	8	2-1-0	11	9	
1994-95	5	3-2-0	10	10	2-1-0	7	4	1-1-0	3	6	
1995-96	6	0-4-2	12	21	0-1-2	4	6	0-3-0	8	15	
1996-97	6	3-2-1	17	17	0-2-1	8	12	3-0-0	9	5	
1997-98	6	4-0-1	17	4	3-0-0	13	2	1-0-1	4	2	
1998-99	4	2-1-1	13	8	2-0-0	8	2	0-1-1	5	6	
1999-00	5	2-1-2	15	14	1-0-1	8	5	1-1-1	7	9	
2000-01	4	3-1-0	13	6	1-1-0	5	5	2-0-0	8	1	
2001-02	4	1-1-2	9	8	1-0-1	5	3	0-1-1	4	5	
2002-03	4	4-0-0	19	7	2-0-0	11	7	2-0-0	8	0	
2003-04	4	3-0-1	11	3	2-0-0	6	2	1-0-1	5	1	
2004-05	—	—	—	—	—	—	—	—	—	—	
2005-06	4	4-0-0	24	8	2-0-0	12	3	2-0-0	12	5	
2006-07	4	2-2-0	10	10	2-0-0	8	6	0-2-0	2	4	
2007-08	4	2-1-1	15	12	1-1-0	11	9	1-0-1	4	3	
2008-09	4	0-4-0	8	20	0-2-0	4	9	0-2-0	4	11	
TOTALS:	238	91-114-33	723	802	57-46-17	412	367	34-68-16	311	435	



CHICAGO BLACKHAWKS

DALLAS STARS VS. CHICAGO BLACKHAWKS 2008-09 SEASON SUMMARY

DATE	SCORE	DECIDING GOAL	GOALTENDERS	ATTENDANCE
Oct. 31	Dallas 2 at Chicago 5	Brent Sopel	Stephan/Khabibulin	21,212
Nov. 20	Chicago 6 at Dallas 3	Kris Versteeg	Turco/Khabibulin	18,027
Feb. 14	Dallas 2 at Chicago 6	Martin Havlat	Turco, Krahn/Huet	22,704
Feb. 21	Chicago 3 at Dallas 1	Patrick Kane	Turco/Huet	18,584

GOALS BY PERIOD	1	2	3	OT	TOTAL	SHOTS BY PERIOD	1	2	3	OT	TOTAL
Stars:	2	3	3	0	8	Stars:	39	35	32	0	106
Blackhawks:	5	8	7	0	20	Blackhawks:	47	43	44	0	134

STARS SCORING

Player	GP	G	A	TP	+/-	PM	PP	SH
Mike Modano	4	1	2	3	-1	0	1	0
Steve Ott	4	2	0	2	-2	14	0	0
Loui Eriksson	4	1	1	2	-3	0	0	0
James Neal	4	1	1	2	-5	0	0	0
Brenden Morrow	4	1	1	2	0	4	0	0
Trevor Daley	4	0	2	2	-3	6	0	0
Brad Richards	2	0	2	2	-2	0	0	0
Fabian Brunnstrom	4	1	0	1	-1	0	0	0
Brian Sutherby	2	1	0	1	1	10	0	0
Krystofer Barch	4	0	1	1	0	6	0	0
Mike Ribeiro	4	0	1	1	-5	2	0	0
Stephane Robidas	4	0	1	1	-3	6	0	0
Sean Avery	2	0	1	1	1	0	0	0
Mark Parrish	1	0	1	1	-1	0	0	0
Sergei Zubov	1	0	1	1	0	0	0	0
Nicklas Grossman	4	0	0	0	3	0	0	0
Matt Niskanen	4	0	0	0	-6	0	0	0
Toby Petersen	4	0	0	0	-3	2	0	0
Mark Fistric	3	0	0	0	-1	0	0	0
Darryl Sydor	3	0	0	0	-6	0	0	0
Jere Lehtinen	2	0	0	0	-2	0	0	0
Joel Lundqvist	2	0	0	0	-3	6	0	0
Philippe Boucher	1	0	0	0	-2	0	0	0
Chris Conner	1	0	0	0	0	0	0	0
Brandon Crombeen	1	0	0	0	-2	0	0	0
Raymond Sawada	1	0	0	0	0	0	0	0

BLACKHAWKS SCORING

Player	GP	G	A	TP	+/-	PM	PP	SH
Patrick Kane	4	4	4	8	7	0	0	0
Martin Havlat	4	3	3	6	6	0	0	0
Troy Brouwer	4	1	5	6	5	2	0	0
Jonathan Toews	4	1	5	6	7	4	0	0
Kris Versteeg	4	2	3	5	2	0	1	0
Brian Campbell	4	1	3	4	2	2	1	0
Cameron Barker	4	1	2	3	2	6	1	0
Dustin Byfuglien	3	1	2	3	1	0	0	0
Dave Bolland	4	0	3	3	1	10	0	0
Ben Eager	4	1	1	2	1	18	0	0
Andrew Ladd	4	1	1	2	3	0	0	0
Matt Walker	3	1	1	2	2	0	0	0
James Wishniewski	2	1	1	2	1	0	1	0
Colin Fraser	4	1	0	1	-1	0	0	0
Brent Sopel	1	1	0	1	1	2	0	0
Patrick Sharp	3	0	1	1	1	0	0	0
Adam Burish	4	0	0	0	-2	0	0	0
Duncan Keith	4	0	0	0	3	4	0	0
Brent Seabrook	4	0	0	0	4	2	0	0
Craig Adams	2	0	0	0	-2	0	0	0
Aaron Johnson	2	0	0	0	2	2	0	0

Power Play: 1-11 9.1% / Penalty Killing: 10-14 71.4%

Power Play: 4-14 28.6% / Penalty Killing: 10-11 90.9%

GOALTENDING

STARS	GP	MIN	GA	AVG	W	L	OT	SHOTS	SAVE%
Marty Turco	3	158	11	4.19	0	3	0	92	.880
Tobias Stephan	1	60	5	5.01	0	1	0	32	.844
Brent Krahn	1	20	3	9.00	0	0	0	9	.667

BLACKHAWKS	GP	MIN	GA	AVG	W	L	OT	SHOTS	SAVE%
Cristobal Huet	2	120	3	1.50	2	0	0	49	.939
Nikolai Khabibulin	2	120	5	2.50	2	0	0	57	.912

2009-2010 STARS VS. BLACKHAWKS


Saturday, October 17 @ Chicago	7:30 p.m. CT
Tuesday, December 29 @ American Airlines Center	7:30 p.m. CT
Tuesday, February 9 @ Chicago	7:30 p.m. CT
Tuesday, April 6 @ American Airlines Center	7:30 p.m. CT

STARS VS. BLACKHAWKS: DID YOU KNOW?

The Stars have earned points in 19 of their past 23 home games against the Blackhawks, going 17-4-2 and have outscored Chicago 91-53. Marty Turco is 14-5-1 lifetime against the club. The Stars have faced the Blackhawks in 238 games all-time, ranking second among all NHL clubs (St. Louis).



Joe Sacco
Head Coach



Milan Hejduk
Right Wing

Colorado Avalanche

Pepsi Center

1000 Chopper Place

Denver, CO 80204

CLUB DIRECTORY

Owner & Governor
 President & Alternate Governor
 General Manager and Alt. Governor
 Vice President of Hockey Operations/Assistant General Manager
 Director of Player Personnel
 Director of Hockey Operations
 Head Coach
 Assistant Coach
 Assistant Coach
 Sr. V.P., Communications & Business Operations
 Director of Media Services/Internet
 Manager of Media Relations/Website
 Head Athletic Trainer
 Assistant Athletic Trainer/Physical Therapist
 Massage Therapist
 Head Equipment Manager
 Inventory Manager
 Assistant Equipment Managers
 Arena (Capacity)
 Public Relations Phone
 Public Relations Fax
 Press Box Phone
 Web site



E. Stanley Kroenke
 Pierre Lacroix
 Greg Sherman
 Craig Billington
 Brad Smith
 Eric Lacroix
 Joe Sacco
 Sylvain Lefebvre
 Steve Konowalchuk
 Jean Martineau
 Brendan McNicholas
 Craig Stancher
 Matthew Sokolowski
 Scott Woodward
 Gregorio Pradera
 Mark Miller
 Wayne Flemming
 Kurt Harvey, Cliff Halstead
 Pepsi Center (18,007)
 (303) 405-1100
 (303) 893-0614
 (303) 575-1926

www.coloradoavalanche.com

DALLAS STARS VS. COLORADO AVALANCHE*

SEASON	OVERALL			HOME			ROAD			
	GP	W-L-OL	GF	GA	W-L-OL	GF	GA	W-L-OL	GF	GA
1979-80	4	2-1-1	20	13	2-0-0	13	4	0-1-1	7	9
1980-81	4	2-2-0	15	14	2-0-0	11	3	0-2-0	4	11
1981-82	3	2-0-1	13	8	1-0-1	9	6	1-0-0	4	2
1982-83	3	1-2-0	10	13	1-0-0	6	3	0-2-0	4	10
1983-84	3	0-2-1	9	23	0-1-1	7	12	0-1-0	2	11
1984-85	3	0-3-0	4	17	0-1-0	3	4	0-2-0	1	13
1985-86	3	1-2-0	7	6	1-1-0	5	3	0-1-0	2	3
1986-87	3	0-2-1	9	13	0-1-0	1	4	0-1-1	8	9
1987-88	3	1-2-0	8	15	0-2-0	3	12	1-0-0	5	3
1988-89	3	1-2-0	9	13	1-0-0	5	3	0-2-0	4	10
1989-90	3	2-1-0	12	13	2-0-0	10	6	0-1-0	2	7
1990-91	3	3-0-0	11	6	1-0-0	3	2	2-0-0	8	4
1991-92	3	1-2-0	5	10	1-0-0	3	2	0-2-0	2	8
1992-93	2	2-0-0	12	6	1-0-0	5	2	1-0-0	7	4
1993-94	2	0-2-0	6	9	0-1-0	4	6	0-1-0	2	3
1994-95	—	—	—	—	—	—	—	—	—	—
1995-96	4	1-2-1	10	17	0-2-0	2	10	1-0-1	8	7
1996-97	4	2-2-0	13	8	1-1-0	5	3	1-1-0	8	5
1997-98	4	3-0-1	11	7	2-0-0	6	3	1-0-1	5	4
1998-99	4	1-2-1	6	8	0-1-1	1	4	1-1-0	5	4
1999-00	5	1-0-4	8	10	0-0-3	4	6	1-0-1	4	4
2000-01	4	1-2-1	9	11	1-0-1	5	4	0-2-0	4	7
2001-02	4	2-1-1	7	6	1-1-0	3	3	1-0-1	4	3
2002-03	4	2-0-2	12	7	2-0-0	10	5	0-0-2	2	2
2003-04	4	1-3-0	8	12	1-1-0	7	5	0-2-0	1	7
2004-05	—	—	—	—	—	—	—	—	—	—
2005-06	4	3-1-0	13	10	1-1-0	7	6	2-0-0	6	4
2006-07	4	4-0-0	20	15	2-0-0	12	9	2-0-0	8	6
2007-08	4	2-2-0	13	8	2-0-0	9	1	0-2-0	4	7
2008-09	4	2-2-0	9	11	1-1-0	5	6	1-1-0	4	5
TOTALS:	98	43-40-15	289	309	27-15-7	164	137	16-25-8	125	172

*includes record vs. Quebec Nordiques (1979-95)



COLORADO AVALANCHE

DALLAS STARS VS. COLORADO AVALANCHE 2008-09 SEASON SUMMARY

DATE	SCORE	DECIDING GOAL	GOALTENDERS	ATTENDANCE
Oct. 18	Colorado 5 at Dallas 4	Tyler Arnason	Turco/Raycroft	17,151
Dec. 5	Colorado 1 at Dallas 2**	Mike Modano (SO)	Turco/Budaj	16,651
Feb. 5	Dallas 2 at Colorado 3	Cody McLeod	Turco/Budaj	13,624
Apr. 9	Dallas 3 at Colorado 2**	Mike Ribeiro(SO)	Climie/Budaj	13,822

**shootout

GOALS BY PERIOD	1	2	3	OT	TOTAL	SHOTS BY PERIOD	1	2	3	OT	TOTAL
Stars:	2	2	5	0	9	Stars:	39	32	40	6	117
Avalanche:	2	5	4	0	11	Avalanche:	30	37	27	3	97

STARS SCORING

Player	GP	G	A	TP	+/-	PM	PP	SH
Loui Eriksson	4	2	2	4	1	0	0	0
Matt Niskanen	4	0	3	3	1	6	0	0
Fabian Brunstrom	3	2	0	2	-1	0	2	0
Brad Richards	3	1	1	2	0	0	0	0
Toby Petersen	2	1	1	2	1	0	0	0
Mike Modano	4	0	2	2	-1	0	0	0
James Neal	4	1	0	1	0	2	0	0
Steve Ott	3	1	0	1	-1	7	0	0
Mark Parrish	2	1	0	1	1	0	0	0
Mike Ribeiro	4	0	1	1	0	4	0	0
Stephane Robidas	3	0	1	1	0	4	0	0
Jere Lehtinen	2	0	1	1	-1	0	0	0
Sean Avery	1	0	1	1	0	0	0	0
Brandon Crombeen	1	0	1	1	0	5	0	0
Mark Fistric	1	0	1	1	0	0	0	0
Brenden Morrow	1	0	1	1	0	4	0	0
Ivan Vishnevskiy	1	0	1	1	1	0	0	0
Nicklas Grossman	4	0	0	0	0	9	0	0
Krystofer Barch	3	0	0	0	0	0	0	0
Trevor Daley	3	0	0	0	-1	6	0	0
Andrew Hutchinson	3	0	0	0	-1	2	0	0
Darryl Sydor	3	0	0	0	1	0	0	0
Chris Conner	2	0	0	0	0	0	0	0
Doug Janik	2	0	0	0	-1	0	0	0
Joel Lundqvist	2	0	0	0	0	0	0	0
Brian Sutherby	2	0	0	0	-1	0	0	0
Steve Begin	1	0	0	0	1	0	0	0
Philippe Boucher	1	0	0	0	0	0	0	0
Brendan Morrison	1	0	0	0	1	2	0	0
Tom Wandell	1	0	0	0	0	2	0	0
Landon Wilson	1	0	0	0	0	0	0	0

AVALANCHE SCORING

Player	GP	G	A	TP	+/-	PM	PP	SH
Milan Hejduk	4	3	2	5	1	0	1	0
Ryan Smyth	3	1	2	3	0	0	1	0
Wojtek Wolski	4	0	3	3	0	4	0	0
Paul Stastny	2	0	3	3	1	2	0	0
Marek Svatos	3	2	0	2	3	0	1	0
John-Michael Liles	4	1	1	2	2	0	0	0
Tyler Arnason	3	1	1	2	1	0	0	0
Joe Sakic	1	0	2	2	1	0	0	0
Cody McLeod	4	1	0	1	0	7	0	0
Chris Stewart	3	1	0	1	-2	0	1	0
Darcy Tucker	3	1	0	1	0	0	0	0
Scott Hannan	4	0	1	1	0	2	0	0
T.J. Hensick	3	0	1	1	0	0	0	0
T.J. Galiardi	1	0	1	1	0	2	0	0
Raymond Macias	1	0	1	1	1	0	0	0
Ian Laperriere	4	0	0	0	-1	7	0	0
Cody McCormick	4	0	0	0	-1	7	0	0
Brett Clark	3	0	0	0	-2	2	0	0
Jordan Leopold	3	0	0	0	1	0	0	0
Ruslan Salei	3	0	0	0	0	4	0	0
David Jones	2	0	0	0	-1	0	0	0
Daniel Tjernqvist	2	0	0	0	-1	2	0	0
Brian Willisie	2	0	0	0	-1	0	0	0
Adam Foote	1	0	0	0	0	2	0	0
Ben Guite	1	0	0	0	0	2	0	0
Per Ledin	1	0	0	0	0	0	0	0
Aaron MacKenzie	1	0	0	0	0	0	0	0
Derek Peltier	1	0	0	0	0	0	0	0
Michael Vernace	1	0	0	0	-1	0	0	0

Power Play: 2-12 16.7% / Penalty Killing: 14-18 77.8%

Power Play: 4-18 22.2% / Penalty Killing: 10-12 83.3%

STARS

Player	GP	MIN
Matt Climie	1	65
Marty Turco	3	182

GOALTENDING

Player	GA	AVG	W	L	OT	SHOTS	SAVE%
Matt Climie	2	1.85	1	0	0	27	.926
Marty Turco	9	2.97	1	2	0	70	.871

AVALANCHE

Player	GP	MIN
Peter Budaj	3	189
Andrew Raycroft	1	60

2009-2010 STARS VS. AVALANCHE

Saturday, December 26 @ Colorado	8:00 p.m. CT
Sunday, January 24 @ Colorado	7:00 p.m. CT
Friday, January 29 @ American Airlines Center	7:30 p.m. CT
Sunday, March 14 @ American Airlines Center	2:00 p.m. CT

STARS VS. AVALANCHE: DID YOU KNOW?

Stars' Mike Modano has registered 60 points (25-35-62) in 62 career games against Colorado. The Stars and Avs have met four times in the playoffs since 1999, with both teams winning the series twice. Both of Dallas' series wins sent them to the Stanley Cup Finals (1999 and 2000).



Ken Hitchcock
Head Coach



Rick Nash
Left Wing

Columbus Blue Jackets

Nationwide Arena
200 W. Nationwide Blvd.
Columbus, OH 43215



CLUB DIRECTORY

Majority Owner/Governor
General Manager
Assistant General Manager
Head Coach
Assistant Coach
Assistant Coach
Assistant Coach
Goaltending Coach
Vice President, Public Relations
Director, Communications
Manager, Communications
Manager of Multimedia
Head Athletic Trainer
Strength and Conditioning Coach
Equipment Manager
Assistant Equipment Manager
Equipment Assistant
Arena (Capacity)
Media Relations Phone
Media Relations Fax
Web site

John P. McConnell
Scott Howson
Chris MacFarland
Ken Hitchcock
Gary Agnew
Gord Murphy
Claude Noel
Dave Rook
Todd Sharrock
Karen Davis
Ryan Holtmann
Ryan Mulcrone
Mike Vogt
Barry Brennan
Tim LeRoy
Jamie Healy
Jason Stypinski
Nationwide Arena (18,144)
(614) 246-4157
(614) 246-4302
www.bluejackets.com

DALLAS STARS VS. COLUMBUS BLUE JACKETS

SEASON	GP	OVERALL			HOME			ROAD		
		W-L-OL	GF	GA	W-L-OL	GF	GA	W-L-OL	GF	GA
2000-01	4	3-1-0	13	5	2-0-0	7	0	1-1-0	6	5
2001-02	4	4-0-0	16	8	2-0-0	7	3	2-0-0	9	5
2002-03	4	3-1-0	11	8	2-0-0	7	4	1-1-0	4	4
2003-04	4	4-0-0	12	7	2-0-0	5	2	2-0-0	7	5
2004-05	—	—	—	—	—	—	—	—	—	—
2005-06	4	3-0-1	18	13	2-0-0	9	5	1-0-1	9	8
2006-07	4	1-1-2	7	8	0-1-1	3	6	1-0-1	4	2
2007-08	4	3-1-0	8	8	1-1-0	5	5	2-0-0	3	3
2008-09	4	3-0-1	18	15	1-0-1	9	10	2-0-0	9	5
TOTALS:	32	24-4-4	103	72	12-2-2	52	35	12-2-2	51	37

2009-2010 STARS VS. BLUE JACKETS

Thursday, November 19 @ American Airlines Center	7:30 p.m. CT
Wednesday, December 23 @ American Airlines Center	7:30 p.m. CT
Sunday, January 10 @ Columbus	6:00 p.m. CT
Thursday, February 4 @ Columbus	6:00 p.m. CT



COLUMBUS BLUE JACKETS

DALLAS STARS VS. COLUMBUS BLUE JACKETS 2008-09 SEASON SUMMARY

DATE	SCORE	DECIDING GOAL	GOALTENDERS	ATTENDANCE
Oct. 10	Columbus 5 at Dallas 4*	Rick Nash (OT)	Turco/LeClaire	18,532
Dec. 18	Columbus 5 at Dallas 6**	Brad Richards (SO)	Turco/LeClaire	16,281
Jan. 31	Dallas 7 at Columbus 3	James Neal	Turco/Mason, Dubielewicz	18,049
Feb. 16	Dallas 3 at Columbus 2**	James Neal (SO)	Turco/Mason	15,006

*overtime
**shootout

GOALS BY PERIOD	1	2	3	OT	TOTAL	SHOTS BY PERIOD	1	2	3	OT	TOTAL
Stars:	6	8	4	0	18	Stars:	27	42	28	4	101
Blue Jackets:	4	5	5	1	15	Blue Jackets:	40	45	35	16	136

STARS SCORING

Player	GP	G	A	TP	+/-	PM	PP	SH
Loui Eriksson	4	5	2	7	3	0	1	0
Brad Richards	4	3	4	7	3	0	0	0
Mike Ribeiro	4	0	6	6	-4	2	0	0
James Neal	4	4	1	5	3	7	1	0
Trevor Daley	4	2	2	4	1	2	0	0
Joel Lundqvist	4	0	3	3	2	4	0	0
Mike Modano	4	0	3	3	4	4	0	0
Stephane Robidas	4	0	3	3	1	4	0	0
Brian Sutherby	2	1	1	2	1	7	0	0
Matt Niskanen	4	0	2	2	0	0	0	0
Steve Ott	3	1	0	1	-4	8	0	0
Andrew Hutchinson	1	0	1	1	0	0	0	0
Brendan Morrow	1	1	0	1	-3	2	1	0
Nicklas Grossman	4	0	1	1	-2	0	0	0
Toby Petersen	4	0	1	1	0	0	0	0
Darryl Sydor	3	0	1	1	4	0	0	0
Fabian Brunnstrom	2	0	1	1	-1	0	0	0
Jere Lehtinen	2	0	1	1	-1	0	0	0
Chris Conner	1	0	1	1	3	0	0	0
Kryštof Barch	4	0	0	0	2	19	0	0
Mark Fistric	2	0	0	0	-1	0	0	0
Mark Parrish	2	0	0	0	0	0	0	0
Sean Avery	1	0	0	0	0	2	0	0
Philippe Boucher	1	0	0	0	1	2	0	0
Brandon Crombeen	1	0	0	0	0	0	0	0
Doug Janik	1	0	0	0	1	0	0	0
Landon Wilson	1	0	0	0	0	0	0	0

BLUE JACKETS SCORING

Player	GP	G	A	TP	+/-	PM	PP	SH
R.J. Umberger	4	3	3	6	0	0	1	0
Rick Nash	4	3	2	5	-1	2	0	0
Kristian Huselius	4	3	1	4	-3	2	0	0
Jakub Voracek	4	1	3	4	2	0	0	0
Derick Brassard	2	2	0	2	3	5	1	0
Fedor Tyutin	4	1	1	2	-1	6	1	0
Kris Russell	4	0	2	2	-1	0	0	0
Christian Backman	3	0	2	2	2	2	0	0
Jason Chimera	3	0	2	2	0	4	0	0
Jared Boll	4	1	0	1	0	0	24	0
Andrew Murray	2	1	0	1	-1	0	0	0
Mike Comodore	4	0	1	1	-3	9	0	0
Jan Hejda	4	0	1	1	-2	0	0	0
Marc Methot	3	0	1	1	-2	6	0	0
Fredrik Modin	3	0	1	1	0	4	0	0
Jiri Novotny	4	0	1	1	-2	0	0	0
Raffi Torres	2	0	1	1	0	0	0	0
Jason Williams	2	0	1	1	0	2	0	0
Rsotislav Klesla	1	0	1	1	2	0	0	0
Michael Peca	4	0	0	0	0	22	0	0
Derek Dorsett	3	0	0	0	-2	7	0	0
Manny Malhotra	3	0	0	0	-3	0	0	0
Alexandre Picard	1	0	0	0	0	0	0	0
O.K. Tollefsen	1	0	0	0	-2	0	0	0
Clay Wilson	1	0	0	0	0	0	0	0

Power Play: 3-17 17.6% / Penalty Killing: 14-17 82.4% Power Play: 3-17 17.6% / Penalty Killing: 14-17 82.4%

STARS	GP	MIN	GOALTENDING			W	L	OT	SHOTS	SAVE%
			GA	AVG						
Marty Turco	4	255	15	3.54		3	0	1	136	.890

BLUE JACKETS	GP	MIN	GOALTENDING			W	L	OT	SHOTS	SAVE%
			GA	AVG						
Pascal LeClaire	2	130	9	4.17		1	0	1	48	.812
Steve Mason	2	76	5	3.96		0	0	1	30	.833
Wade Dubielewicz	1	49	4	4.88		0	1	0	23	.826

STARS VS. BLUE JACKETS: DID YOU KNOW?

Loui Eriksson recorded his first career hat trick against Columbus in a 6-5 shootout win on Dec. 18, 2008. Eriksson's season series against the Blue Jackets last year was a successful one, scoring seven points (5-2-7) in just four games.



Mike Babcock
Head Coach



Nicklas Lidstrom
Defenseman

Detroit Red Wings

Joe Louis Arena
600 Civic Center Drive

Detroit, MI 48226

CLUB DIRECTORY

Owners
Senior Vice President/Alternate Governor
Executive Vice President and General Manager
Vice President, Assistant General Manager
Vice President of Hockey Operations
Head Coach
Assistant Coach
Assistant Coach
Video Coach
Goaltending Coach
Senior Director, Communications
Media Relations Manager
Public Relations Coordinator
Athletic Therapist
Assistant Athletic Therapist
Equipment Manager
Assistant Equipment Manager
Arena (Capacity)
Public Relations Phone
Public Relations Fax
Press Box Phone
Web site



Mike and Marian Ilitch
Jim Devellano
Ken Holland
Jim Nill
Steve Yzerman
Mike Babcock
Paul MacLean
Brad McCrimmon
Keith McKittrick
Jim Bedard
John Hahn
Todd Beam
Lisa Hickok
Piet Van Zant
Russ Baumann
Paul Boyer
John Remejes
Joe Louis Arena (20,066)
(313) 396-7599
(313) 567-0296
(313) 396-7957
www.detroitredwings.com

DALLAS STARS VS. DETROIT RED WINGS

SEASON	GP	OVERALL			HOME			ROAD		
		W-L-OL	GF	GA	W-L-OL	GF	GA	W-L-OL	GF	GA
1967-68	4	2-2-0	9	13	2-0-0	7	2	0-2-0	2	11
1968-69	6	2-4-0	21	26	2-1-0	14	10	0-3-0	7	16
1969-70	6	1-1-4	12	15	0-1-2	5	9	1-0-2	7	6
1970-71	6	3-2-1	17	15	1-1-1	10	9	2-1-0	7	6
1971-72	6	4-2-0	18	14	2-1-0	9	6	2-1-0	9	8
1972-73	5	3-1-1	23	14	2-0-0	10	1	1-1-1	13	13
1973-74	5	1-2-2	17	19	1-1-1	7	6	0-1-1	10	13
1974-75	4	2-0-2	19	15	2-0-0	11	7	0-0-2	8	8
1975-76	4	1-3-0	7	16	1-1-0	7	6	0-2-0	0	10
1976-77	4	3-0-1	14	6	1-0-1	4	3	2-0-0	10	3
1977-78	4	0-4-0	7	14	0-2-0	3	7	0-2-0	4	7
1978-79	4	2-1-1	16	9	2-0-0	11	2	0-1-1	5	7
1979-80	4	1-2-1	17	18	0-1-1	7	8	1-1-0	10	10
1980-81	4	2-0-2	19	9	1-0-1	10	4	1-0-1	9	5
1981-82	7	6-1-0	35	26	4-0-0	25	15	2-1-0	10	11
1982-83	8	6-0-2	36	22	2-0-2	18	13	4-0-0	18	9
1983-84	8	6-2-0	40	26	3-1-0	21	10	3-1-0	19	16
1984-85	8	2-3-3	28	33	1-1-2	15	13	1-2-1	13	20
1985-86	8	6-1-1	52	28	3-1-0	23	11	3-0-1	29	17
1986-87	8	0-7-1	23	38	0-4-0	9	15	0-3-1	14	23
1987-88	8	3-4-1	26	30	3-1-0	17	12	0-3-1	9	18
1988-89	8	3-5-0	24	30	2-2-0	12	16	1-3-0	12	14
1989-90	8	4-4-0	25	27	3-1-0	16	11	1-3-0	9	16
1990-91	8	4-3-1	33	29	3-0-1	19	11	1-3-0	14	18
1991-92	8	4-3-1	27	29	2-1-1	13	12	2-2-0	14	17
1992-93	7	1-5-1	15	32	0-3-1	7	20	1-2-0	8	12
1993-94	6	3-3-0	22	35	2-1-0	10	13	1-2-0	12	22
1994-95	5	0-5-0	11	19	0-2-0	3	7	0-3-0	8	12
1995-96	6	0-5-1	7	22	0-3-0	2	11	0-2-1	5	11
1996-97	6	4-2-0	19	16	3-0-0	13	7	1-2-0	6	9
1997-98	5	1-2-2	11	13	1-0-1	6	4	0-2-1	5	9
1998-99	4	3-1-0	11	7	1-1-0	3	5	2-0-0	8	2
1999-00	4	2-2-0	13	13	0-2-0	5	9	2-0-0	8	4
2000-01	4	1-3-0	6	9	0-2-0	3	5	1-1-0	3	4
2001-02	4	2-1-1	13	14	1-0-1	6	6	1-1-0	7	8
2002-03	4	0-0-4	9	9	0-0-2	5	5	0-0-2	4	4
2003-04	4	0-3-1	4	15	0-1-1	4	8	0-2-0	0	7
2004-05	—	—	—	—	—	—	—	—	—	—
2005-06	4	2-2-0	11	11	1-1-0	3	5	1-1-0	8	6
2006-07	4	1-3-0	9	12	0-2-0	4	7	1-1-0	5	5
2007-08	4	1-3-0	5	12	1-1-0	1	3	0-2-0	4	9
2008-09	4	3-1-0	13	13	2-0-0	8	5	1-1-0	5	8
TOTAL:	228	95-98-35	744	773	55-40-19	386	339	40-58-16	358	434



DETROIT RED WINGS

DALLAS STARS VS. DETROIT RED WINGS 2008-09 SEASON SUMMARY

DATE	SCORE	DECIDING GOAL	GOALTENDERS	ATTENDANCE
Dec. 12	Detroit 1 at Dallas 3	Fabian Brunnstrom	Turco/Conklin	18,532
Jan. 8	Dallas 1 at Detroit 6	Daniel Cleary	Turco, Stephan/Osgood	20,066
Jan. 12	Detroit 4 at Dallas 5*	Trevor Daley (OT)	Turco/Osgood	17,648
Jan. 29	Dallas 4 at Detroit 2	Chris Conner	Turco/Osgood, Conklin	20,066
*overtime				

GOALS BY PERIOD	1	2	3	OT	TOTAL	SHOTS BY PERIOD	1	2	3	OT	TOTAL
Stars:	4	5	3	1	13	Stars:	39	46	33	1	119
Red Wings:	6	4	3	0	13	Red Wings:	44	42	38	1	125

STARS SCORING

Player	GP	G	A	TP	+/-	PM	PP	SH
Mike Ribeiro	4	1	3	4	0	0	0	0
Loui Eriksson	4	2	1	3	-1	0	1	0
Steve Ott	3	2	1	3	0	8	2	0
Matt Niskanen	4	0	3	3	0	2	0	0
Brad Richards	4	0	3	3	0	0	0	0
Trevor Daley	4	1	1	2	3	2	0	0
Jere Lehtinen	3	1	1	2	0	2	1	0
Krystofer Barch	4	0	2	2	-1	2	0	0
Mike Modano	4	0	2	2	1	2	0	0
Landon Wilson	1	0	2	2	2	0	0	0
Nicklas Grossman	4	1	0	1	1	8	0	0
Chris Conner	3	1	0	1	0	2	0	0
Mark Parrish	3	1	0	1	0	0	0	0
Stephane Robidas	3	1	0	1	1	8	0	0
Fabian Brunnstrom	1	1	0	1	1	0	0	0
Tom Wandell	1	1	0	1	1	0	0	0
Andrew Hutchinson	4	0	1	1	-1	0	0	0
James Neal	4	0	1	1	-1	6	0	0
Darryl Sydor	4	0	1	1	-3	4	0	0
Toby Petersen	4	0	0	0	-1	0	0	0
Brian Sutherby	3	0	0	0	0	0	0	0
Joel Lundqvist	2	0	0	0	-1	0	0	0
Doug Janik	1	0	0	0	-1	0	0	0

RED WINGS SCORING

Player	GP	G	A	TP	+/-	PM	PP	SH
Pavel Datsyuk	4	2	4	6	0	0	0	1
Marian Hossa	4	3	1	4	-1	6	2	0
Niklas Kronwall	4	0	4	4	2	0	0	0
Tomas Holmstrom	4	2	1	3	2	8	1	0
Daniel Cleary	4	1	2	3	0	4	0	0
Brett Lebda	4	1	1	2	0	6	0	0
Brian Rafalski	4	1	1	2	-1	0	0	0
Henrik Zetterberg	3	1	1	2	1	0	0	0
Nicklas Lindstrom	4	0	2	2	-1	0	0	0
Brad Stuart	3	0	2	2	1	0	0	0
Andreas Lilja	4	1	0	1	-1	0	0	0
Kirk Maltby	4	1	0	1	-2	0	0	0
Valtteri Filppula	4	0	1	1	1	0	0	0
Johan Franzen	4	0	1	1	2	0	0	0
Jiri Hudler	4	0	1	1	-1	4	0	0
Tomas Kopecky	4	0	1	1	0	0	0	0
Kris Draper	4	0	0	0	-3	4	0	0
Mikael Samuelsson	4	0	0	0	0	2	0	0
Chris Chelios	1	0	0	0	0	4	0	0
Aaron Downey	1	0	0	0	0	2	0	0

Power Play: 4-18 22.2% / Penalty Killing: 17-21 81.0%

Power Play: 4-21 19.0% / Penalty Killing: 14-18 77.8%

GOALTENDING

STARS	GP	MIN	GA	AVG	W	L	OT	SHOTS	SAVE%
Marty Turco	4	220	11	3.00	3	1	0	110	.900
Tobias Stephan	1	20	2	6.00	0	0	0	15	.867
RED WINGS	GP	MIN	GA	AVG	W	L	OT	SHOTS	SAVE%
Chris Osgood	3	142	9	3.81	1	1	1	84	.893
Ty Conklin	2	98	3	1.83	0	1	0	34	.912

2009-2010 STARS VS. RED WINGS

Wednesday, November 18 @ Detroit	6:30 p.m. CT
Monday, November 30 @ Detroit	6:30 p.m. CT
Saturday, December 19 @ American Airlines Center	2:00 p.m. CT
Saturday, January 16 @ American Airlines Center	1:00 p.m. CT

STARS VS. RED WINGS: DID YOU KNOW?

The Stars won the season series against the Red Wings last year with a 3-1-0 mark. Dallas was 1-3-0 in each of the previous two seasons against Detroit. Marty Turco was the goalie of record in all four games, marking his first season with a winning record against the Red Wings.



Pat Quinn
Head Coach



Ales Hemsky
Left Wing

Edmonton Oilers

Rexall Place

11230 - 110 Street

Edmonton, Alberta T5G 3H7

CLUB DIRECTORY

Owner
Governor
President and Chief Executive Officer
President of Hockey Operations
General Manager
Head Coach
Assistant Coach
Assistant Coach
Vice President, Communications and Broadcast
Manager, Communications and Media Relations
Information Coordinator
Head Medical Trainer
Head Equipment Manager
Equipment Manager
Equipment Manager
Massage Therapist
Arena (Capacity)
Public Relations Phone
Public Relations Fax
Press Box Phone
Web site



Rexall Sports Corp.
Daryl A. Katz
Patrick LaForge
Kevin Lowe
Steve Tambellini
Pat Quinn
Tom Renney
Kelly Buchberger
Allan Watt
J.J. Hebert
Patrick Garland
Ken Lowe
Barrie Stafford
Lyle Kulchinsky
Jeff Lang
Steve Lines

Rexall Place (16,839)
(780) 414-4000
(780) 409-5848
(780) 409-3780

www.edmontonoilers.com

DALLAS STARS VS. EDMONTON OILERS

SEASON	GP	OVERALL			HOME			ROAD		
		W-L-OL	GF	GA	W-L-OL	GF	GA	W-L-OL	GF	GA
1979-80	4	1-1-2	15	12	1-1-0	9	6	0-0-2	6	6
1980-81	4	2-1-1	14	9	1-1-0	9	6	1-0-1	5	3
1981-82	3	0-2-1	12	18	0-0-1	2	2	0-2-0	10	16
1982-83	3	1-2-0	11	22	1-1-0	9	14	0-1-0	2	8
1983-84	3	0-2-1	13	18	0-0-1	2	2	0-2-0	11	16
1984-85	3	0-3-0	11	18	0-2-0	8	12	0-1-0	3	6
1985-86	3	1-2-0	12	13	1-0-0	4	0	0-2-0	8	13
1986-87	3	0-2-1	9	11	0-2-0	7	9	0-0-1	2	2
1987-88	3	0-2-1	12	21	0-0-1	5	5	0-2-0	7	16
1988-89	3	0-1-2	8	9	0-1-1	5	6	0-0-1	3	3
1989-90	3	0-3-0	3	14	0-1-0	0	5	0-2-0	3	9
1990-91	3	2-0-1	11	3	2-0-0	10	2	0-0-1	1	1
1991-92	3	0-3-0	11	17	0-2-0	8	12	0-1-0	3	5
1992-93	4	0-3-1	8	15	0-1-1	4	5	0-2-0	4	10
1993-94	4	4-0-0	20	13	2-0-0	9	5	2-0-0	11	8
1994-95	4	2-1-1	12	10	1-0-1	6	5	1-1-0	6	5
1995-96	4	3-1-0	18	10	1-1-0	9	5	2-0-0	9	5
1996-97	4	4-0-0	18	6	2-0-0	8	2	2-0-0	10	4
1997-98	4	3-1-0	10	8	2-0-0	7	3	1-1-0	3	5
1998-99	4	3-0-1	19	9	2-0-0	11	5	1-0-1	8	4
1999-00	4	3-0-1	9	6	2-0-0	4	2	1-0-1	5	4
2000-01	4	3-0-1	15	11	2-0-0	8	4	1-0-1	7	7
2001-02	4	2-1-1	13	8	1-0-1	6	1	1-1-0	7	7
2002-03	4	3-1-0	14	8	2-0-0	7	1	1-1-0	7	7
2003-04	4	2-2-0	10	13	1-1-0	6	7	1-1-0	4	6
2004-05	—	—	—	—	—	—	—	—	—	—
2005-06	4	3-1-0	14	10	1-1-0	7	5	2-0-0	7	5
2006-07	4	3-1-0	12	11	1-1-0	3	4	2-0-0	9	7
2007-08	4	4-0-0	15	8	2-0-0	10	6	2-0-0	5	2
2008-09	4	2-2-0	11	14	2-0-0	8	5	0-2-0	3	9
TOTAL:	105	51-38-16	360	345	30-16-7	191	146	21-22-9	169	199



EDMONTON OILERS

DALLAS STARS VS. EDMONTON OILERS 2008-09 SEASON SUMMARY

DATE	SCORE	DECIDING GOAL	GOALTENDERS	ATTENDANCE
Nov. 30	Edmonton 3 at Dallas 4	Mike Modano	Turco/Drouin-Deslauriers	16,650
Dec. 3	Dallas 2 at Edmonton 5	Marc-Antoine Pouliot	Turco/Garon	16,839
Jan. 3	Dallas 1 at Edmonton 4	Sheldon Souray	Turco/Roloson	16,839
Feb. 19	Edmonton 2 at Dallas 4	Fabian Brunnstrom	Turco/Roloson	17,992

GOALS BY PERIOD	1	2	3	OT	TOTAL	SHOTS BY PERIOD	1	2	3	OT	TOTAL
Stars:	4	2	5	0	11	Stars:	42	36	37	0	115
Oilers:	5	4	5	0	14	Oilers:	30	31	31	0	92

STARS SCORING

Player	GP	G	A	TP	+/-	PM	PP	SH
Mike Modano	4	3	1	4	1	2	1	0
Mike Ribeiro	4	1	2	3	-4	6	1	0
Fabian Brunnstrom	3	1	2	3	1	0	1	0
James Neal	4	1	1	2	-3	0	0	0
Toby Petersen	4	1	1	2	1	0	0	0
Jere Lehtinen	2	1	1	2	0	2	0	0
Trevor Daley	4	0	2	2	0	2	0	0
Loui Eriksson	4	0	2	2	-1	2	0	0
Brad Richards	3	0	2	2	-2	0	0	0
Chris Conner	2	0	2	2	2	0	0	0
Krystofer Barch	4	1	0	1	0	27	0	0
Sean Avery	1	1	0	1	-1	0	0	0
Raymond Sawada	1	1	0	1	0	0	0	0
Matt Niskanen	4	0	1	1	-2	0	0	0
Darryl Sydor	4	0	1	1	-4	2	0	0
Steve Ott	2	0	1	1	-1	2	0	0
Brian Sutherby	2	0	1	1	-1	2	0	0
Nicklas Grossman	4	0	0	0	1	8	0	0
Stephane Robidas	4	0	0	0	-3	6	0	0
Mark Parrish	3	0	0	0	0	2	0	0
Landon Wilson	3	0	0	0	-1	9	0	0
Andrew Hutchinson	2	0	0	0	2	0	0	0
Doug Janik	2	0	0	0	-2	0	0	0
Mark Fistric	1	0	0	0	1	14	0	0
Joel Lundqvist	1	0	0	0	0	0	0	0

OILERS SCORING

Player	GP	G	A	TP	+/-	PM	PP	SH
Sheldon Souray	4	1	6	7	3	2	0	0
Shawn Horcoff	4	2	3	5	3	2	0	0
Kyle Brodziak	4	2	1	3	2	2	0	0
Andrew Cogliano	4	2	1	3	-1	0	0	0
Ales Hemsky	3	2	1	3	3	2	1	0
Dustin Penner	4	1	2	3	0	7	1	0
Lubomir Vishnovsky	3	1	2	3	1	2	1	0
Sam Gagner	4	0	3	3	0	0	0	0
Liam Reddox	4	1	1	2	1	2	0	0
Erik Cole	4	1	0	1	0	16	0	0
Marc-Antoine Pouliot	2	1	0	1	0	2	0	0
Ethan Moreau	4	0	1	1	2	23	0	0
Steve Staios	4	0	1	1	-2	0	0	0
Robert Nilsson	3	0	1	1	-1	2	0	0
Ladislav Smid	2	0	1	1	-1	4	0	0
Rob Schremp	1	0	1	1	1	2	0	0
Tom Gilbert	4	0	0	0	4	0	0	0
Zachery Stortini	4	0	0	0	-2	20	0	0
Jason Strudwick	4	0	0	0	-1	7	0	0
Denis Grebeshkov	3	0	0	0	2	0	0	0
Gilbert Brule	1	0	0	0	0	2	0	0
J-F Jacques	1	0	0	0	1	0	0	0
Theo Peckham	1	0	0	0	0	10	0	0

Power Play: 3-20 15.0% / Penalty Killing: 13-16 81.2% Power Play: 3-16 18.8% / Penalty Killing: 17-20 85.0%

STARS	GP	MIN	GOALTENDING			W	L	OT	SHOTS	SAVE%
			GA	AVG	SAVES					
Marty Turco	4	239	13	3.26	2	2	0	91	.857	
OILERS	GP	MIN	GA	AVG	W	L	OT	SHOTS	SAVE%	
Dwayne Roloson	2	116	5	2.58	1	1	0	64	.922	
Mathieu Garon	1	60	2	2.00	1	0	0	25	.920	
Jeff Drouin-Deslauriers	1	60	4	4.03	0	1	0	26	.846	

2009-2010 STARS VS. OILERS

Tuesday, October 6 @ Edmonton	8:30 p.m. CT
Saturday, December 5 @ American Airlines Center	1:00 p.m. CT
Friday, January 22 @ Edmonton	8:00 p.m. CT
Friday, April 2 @ American Airlines Center	7:30 p.m. CT

STARS VS. OILERS: DID YOU KNOW?

The Stars have won 11 of their past 14 meetings with Edmonton (11-3-0). Since the start of the 1996-97 season, Dallas has gone 35-9-4 against Edmonton, including a 20-3-1 mark on home ice. The Stars' record vs. Edmonton since relocating to Dallas in 1993 (44-11-5) is the club's third-best among all NHL opponents.



Peter DeBoer
Head Coach



David Booth
Left Wing

Florida Panthers

BankAtlantic Center
One Panther Parkway
Sunrise, FL 33323



CLUB DIRECTORY

General Partner, Chairman, C.E.O. and Governor
President/C.O.O.
General Manager
Assistant General Manager
Head Coach
Assistant Coach
Assistant Coach
Manager, Communications
Coordinator, Communications
Director of Public Relations
Director of Internet and Publication Content
Head Athletic Trainer
Assistant Athletic Trainer
Head Equipment Manager
Assistant Equipment Managers
Strength & Conditioning Coach
Arena (Capacity)
Public Relations Phone
Public Relations Fax
Press Box Phone
Press Box Fax
Web site

Alan Cohen
Michael R. Yormark
TBD
Randy Sexton
Peer DeBoer
Mike Kitchen
Jim Hulton
Justin Copertino
Brian Goldman
Matthew F. Sacco
Dave Joseph
Dave Zenobi
Steve Dischiavi
Chris Scoppetto
Chris Moody, Jason MacDonald
Craig Slaunwhite
Bank Atlantic Center (19,250)
(954) 835-7713
(954) 835-7700
(954) 835-7753
(954) 835-7750
www.floridapanthers.com

DALLAS STARS VS. FLORIDA PANTHERS

SEASON	GP	OVERALL			HOME			ROAD		
		W-L-OL	GF	GA	W-L-OL	GF	GA	W-L-OL	GF	GA
1993-94	2	1-0-1	9	8	0-0-1	4	4	1-0-0	5	4
1994-95	—	—	—	—	—	—	—	—	—	—
1995-96	2	0-1-1	10	12	0-0-1	6	6	0-1-0	4	6
1996-97	2	0-1-1	2	3	0-1-0	1	2	0-0-1	1	1
1997-98	2	1-1-0	6	3	1-0-0	4	0	0-1-0	2	3
1998-99	2	2-0-0	7	3	1-0-0	2	1	1-0-0	5	2
1999-00	2	2-0-0	8	4	1-0-0	4	3	1-0-0	4	1
2000-01	1	0-1-0	0	2	—	—	—	0-1-0	0	2
2001-02	2	1-1-0	5	5	0-1-0	2	3	1-0-0	3	2
2002-03	2	1-0-1	6	3	0-0-1	2	3	1-0-0	4	0
2003-04	1	0-1-0	0	1	—	—	—	0-1-0	0	1
2004-05	—	—	—	—	—	—	—	—	—	—
2005-06	1	1-0-0	4	3	1-0-0	4	3	—	—	—
2006-07	1	0-0-1	1	2	—	—	—	0-0-1	1	2
2007-08	—	—	—	—	—	—	—	—	—	—
2008-09	2	1-1-0	7	7	0-1-0	3	6	1-0-0	4	1
TOTALS:	22	10-7-5	65	56	4-3-3	32	31	6-4-2	33	25

2009-2010 STARS VS. PANTHERS

Friday, October 30 @ American Airlines Center

7:30 p.m. CT



FLORIDA PANTHERS

DALLAS STARS VS. FLORIDA PANTHERS 2008-09 SEASON SUMMARY

DATE	SCORE	DECIDING GOAL	GOALTENDERS	ATTENDANCE
Jan. 21	Dallas 4 at Florida 1	Mike Ribeiro	Turco/Vokoun	11,200
Mar. 28	Florida 6 at Dallas 3	Kamil Kreps	Turco/Anderson	18,532

GOALS BY PERIOD	1	2	3	OT	TOTAL	SHOTS BY PERIOD	1	2	3	OT	TOTAL
Stars:	1	3	3	0	7	Stars:	20	22	18	0	60
Panthers:	1	3	3	0	7	Panthers:	15	23	23	0	61

STARS SCORING

Player	GP	G	A	TP	+/-	PM	PP	SH
Mike Ribeiro	2	4	1	5	1	2	0	0
Matt Niskanen	2	1	1	2	-2	5	0	0
Loui Eriksson	2	0	2	2	0	0	0	0
Steve Ott	2	0	2	1	7	0	0	0
Mike Modano	2	1	0	1	-2	0	1	0
Chris Conner	1	1	0	1	0	0	0	0
Nicklas Grossman	2	0	1	1	1	0	0	0
Jere Lehtinen	2	0	1	1	1	0	0	0
James Neal	2	0	1	1	0	2	0	0
Stephane Robidas	2	0	1	1	2	0	0	0
Brendan Morrison	1	0	1	1	0	0	0	0
Brad Richards	1	0	1	1	0	0	0	0
Andrew Hutchinson	2	0	0	0	1	0	0	0
Joel Lundqvist	2	0	0	0	2	0	0	0
Mark Parrish	2	0	0	0	0	0	0	0
Darryl Sydor	2	0	0	0	2	0	0	0
Krystofer Barch	1	0	0	0	0	0	0	0
Steve Begin	1	0	0	0	-1	0	0	0
Trevor Daley	1	0	0	0	-1	0	0	0
Mark Fistric	1	0	0	0	0	0	0	0
Toby Petersen	1	0	0	0	0	0	0	0
Brian Sutherby	1	0	0	0	0	5	0	0
Tom Wandell	1	0	0	0	0	2	0	0

PANTHERS SCORING

Player	GP	G	A	TP	+/-	PM	PP	SH
Cory Stillman	2	1	2	3	0	5	1	0
Jay Bouwmeester	2	1	1	2	0	0	1	0
Radek Dvorak	2	1	1	2	2	0	0	1
Nathan Horton	2	1	1	2	-1	0	0	0
Kamil Kreps	2	1	1	2	0	0	0	0
Stephen Weiss	2	1	1	2	-2	2	0	0
Karlis Skrastins	2	1	0	1	2	0	0	0
Michael Frolik	2	0	1	1	0	0	0	0
Anthony Stewart	2	0	1	1	0	5	0	0
Nick Boynton	1	0	1	1	0	0	0	0
Ville Peltonen	1	0	1	1	1	2	0	0
Keith Ballard	2	0	0	0	0	0	0	0
David Booth	2	0	0	0	-3	0	0	0
Gregory Campbell	2	0	0	0	2	6	0	0
Jassen Cullimore	2	0	0	0	-2	2	0	0
Bryan McCabe	2	0	0	0	-2	4	0	0
Brett McLean	2	0	0	0	-2	0	0	0
Rostislav Olesz	1	0	0	0	-1	0	0	0
Nick Tarnasky	1	0	0	0	1	0	0	0
Noah Welch	1	0	0	0	0	0	0	0
Richard Zednik	1	0	0	0	-1	0	0	0

Power Play: 1-5 20.0% / Penalty Killing: 3-5 60.0%

Power Play: 2-5 40.0% / Penalty Killing: 4-5 80.0%

STARS

Marty Turco

GP	MIN	GOALTENDING			W	L	OT	SHOTS	SAVE%
		GA	AVG						
2	119	6	3.04		1	1	0	60	.900

PANTHERS

Craig Anderson
Tomas Vokoun

GP	MIN	GOALTENDING			W	L	OT	SHOTS	SAVE%
		GA	AVG						
1	60	3	3.00		1	0	0	35	.914
1	58	3	3.09		0	1	0	24	.874

STARS VS. PANTHERS: DID YOU KNOW?

Mike Ribeiro scored his first career hat trick in a 4-1 win over Florida on Jan. 21, 2009. In the two games against the Panthers last season, Ribeiro registered five points (4-1-5). Since the Southeast Division was formed at the beginning of the 1998-99 season, the Stars have gone 40-16-7 in games against the division. Dallas has earned points in 10 of its 14 games against Florida (8-4-2) since 1998-99.



Terry Murray
Head Coach



Anze Kopitar
Center

Los Angeles Kings

STAPLES Center

1111 S. Figueroa St.

Los Angeles, CA 90015



CLUB DIRECTORY

Owners
Governor
President, General Manager and Alt. Governor
Vice President/Assistant General Manager
Head Coach
Assistant Coach
Assistant Coach
Player Development
Goaltending Coach
Vice President, Communications & Broadcasting
Senior Director, Communications
Manager, Communications
Supervisor, Communications and Broadcasting
Head Athletic Trainer
Assistant Athletic Trainer/Director of Rehabilitation
Equipment Manager
Assistant Equipment Managers
Arena (Capacity)
Public Relations Phone
Public Relations Fax
Press Box Phone
Web site

Philip F. Anschutz, Edward P. Roski, Jr.
Timothy J. Leiweke
Dean Lombardi
Ron Hextall
Terry Murray
Mark Hardy
Jamie Kompon
Nelson Emerson
Bill Ranford
Michael Altieri
Jeff Moeller
Mike Kalinowski
Jeremy Zager
Chris Kingsley
Joe Caligiuri
Darren Granger
Corey Osmak, Dana Bryson
STAPLES Center (18,118)
(310) 535-4543
(310) 535-4507
(213) 742-7488
www.lakings.com

DALLAS STARS VS. LOS ANGELES KINGS

SEASON	GP	OVERALL			HOME			ROAD		
		W-L-OL	GF	GA	W-L-OL	GF	GA	W-L-OL	GF	GA
1967-68	10	6-2-2	37	18	3-1-1	19	5	3-1-1	18	13
1968-69	8	4-1-3	27	20	4-0-0	17	9	0-1-3	10	11
1969-70	8	2-2-4	25	23	2-1-1	16	12	0-1-3	9	11
1970-71	6	5-0-1	24	10	3-0-0	11	3	2-0-1	13	7
1971-72	6	6-0-0	24	12	3-0-0	12	6	3-0-0	12	6
1972-73	5	3-0-2	18	11	1-0-2	11	8	2-0-0	7	3
1973-74	6	3-2-1	20	15	3-0-0	16	6	0-2-1	4	9
1974-75	4	0-4-0	10	20	0-2-0	5	9	0-2-0	5	11
1975-76	4	1-2-1	9	11	1-0-1	6	5	0-2-0	3	6
1976-77	4	3-1-0	18	14	2-0-0	13	5	1-1-0	5	9
1977-78	4	1-2-1	8	14	1-1-0	5	4	0-1-1	3	10
1978-79	4	1-3-0	7	19	1-1-0	5	4	0-2-0	2	15
1979-80	4	0-2-2	18	20	0-1-1	9	10	0-1-1	9	10
1980-81	4	0-4-0	11	24	0-2-0	5	11	0-2-0	6	13
1981-82	3	2-0-1	13	8	2-0-0	10	5	0-0-1	3	3
1982-83	3	2-1-0	21	14	1-0-0	8	3	1-1-0	13	11
1983-84	3	1-1-1	14	9	1-1-0	11	6	0-0-1	3	3
1984-85	3	1-1-1	12	8	0-0-1	2	2	1-1-0	10	6
1985-86	3	1-2-0	10	10	1-1-0	7	6	0-1-0	3	4
1986-87	3	2-0-1	16	10	1-0-0	6	3	1-0-1	10	7
1987-88	3	0-3-0	8	15	0-2-0	8	10	0-1-0	0	5
1988-89	3	1-2-0	11	18	1-0-0	3	2	0-2-0	8	16
1989-90	3	2-1-0	13	9	2-0-0	11	5	0-1-0	2	4
1990-91	3	0-3-0	9	15	0-1-0	2	4	0-2-0	7	11
1991-92	3	1-1-1	7	9	0-0-1	3	3	1-1-0	4	6
1992-93	3	1-1-1	13	15	0-1-1	10	15	1-0-0	3	0
1993-94	4	3-0-1	14	8	2-0-0	12	7	1-0-1	2	1
1994-95	4	2-2-0	15	10	1-1-0	9	5	1-1-0	6	5
1995-96	4	0-0-4	13	13	0-0-2	7	7	0-0-2	6	6
1996-97	4	3-0-1	14	7	2-0-0	9	3	1-0-1	5	4
1997-98	4	3-0-1	15	7	1-0-1	6	3	2-0-0	9	4
1998-99	6	6-0-0	19	10	3-0-0	10	4	3-0-0	9	6
1999-00	6	4-2-0	19	12	3-0-0	10	4	1-2-0	9	8
2000-01	5	2-3-0	11	22	2-1-0	9	9	0-2-0	2	13
2001-02	5	3-2-0	10	11	2-0-0	5	3	1-2-0	5	8
2002-03	5	3-2-0	13	12	2-1-0	10	8	1-1-0	3	4
2003-04	6	2-2-2	11	12	1-1-1	5	4	1-1-1	6	8
2004-05	—	—	—	—	—	—	—	—	—	—
2005-06	8	2-5-1	23	31	1-3-0	12	20	1-2-1	11	11
2006-07	8	8-0-0	31	16	4-0-0	15	9	4-0-0	16	7
2007-08	8	4-2-2	30	19	3-1-0	14	6	1-1-2	16	13
2008-09	6	2-1-3	13	14	1-1-1	4	5	1-0-2	9	9
TOTALS:	196	96-62-38	654	575	61-24-14	368	258	35-38-24	286	317



LOS ANGELES KINGS

DALLAS STARS VS. LOS ANGELES KINGS 2008-09 SEASON SUMMARY

DATE	SCORE	DECIDING GOAL	GOALTENDERS	ATTENDANCE
Nov. 11	Dallas 2 at Los Angeles 3 **	Alexander Frolov (SO)	Turco/Ersberg	13,823
Nov. 13	Los Angeles 3 at Dallas 2	Kyle Quincey	Turco/Ersberg	17,675
Jan. 17	Los Angeles 2 at Dallas 3**	Mike Ribeiro (SO)	Turco/Ersberg	18,532
Mar. 5	Dallas 4 at Los Angeles 5*	Michal Handzus (OT)	Turco/Ersberg, <u>Quick</u>	17,430
Mar. 26	Los Angeles 1 at Dallas 0**	Justin Williams (SO)	Turco/Quick	16,908
Mar. 31	Dallas 3 at Los Angeles 2	Brendan Morrison	Turco/Quick	17,648

*overtime, **shootout

GOALS BY PERIOD	1	2	3	OT	TOTAL	SHOTS BY PERIOD	1	2	3	OT	TOTAL
Stars:	3	8	2	0	13	Stars:	57	56	45	10	168
Kings:	5	3	5	1	14	Kings:	49	56	64	6	175

STARS SCORING

Player	GP	G	A	TP	+/-	PM	PP	SH
Mike Ribeiro	6	4	2	4	6	2	2	0
Steve Ott	4	1	4	2	5	3	4	0
Jere Lehtinen	5	2	2	4	1	2	0	0
Loui Eriksson	1	3	4	2	2	0	0	0
Mike Modano	1	1	2	3	0	2	0	0
Brad Richards	3	2	2	3	-1	0	1	0
Brendan Morrison	2	0	2	0	0	6	2	0
Sergei Zubov	3	2	0	2	2	0	0	0
James Neal	4	1	0	1	-1	6	0	0
Matt Niskanen	0	0	1	1	0	2	0	0
Stephane Robidas	4	0	1	1	0	8	0	0
Mark Parrish	4	0	1	1	0	6	0	0
Darryl Sydor	4	0	1	1	0	0	0	0
Fabian Brunstrom	0	0	1	1	0	0	0	0
Philippe Boucher	2	0	1	1	0	4	0	0
Mark Fistric	2	0	1	1	0	2	0	0
Brenden Morrow	2	0	1	1	-1	17	0	0
Brian Sutherby	2	0	1	1	0	0	0	0
Nicklas Grossman	0	0	0	0	0	2	0	0
Krystofer Barch	0	0	0	0	-1	12	0	0
Trevor Daley	0	0	0	0	0	2	0	0
Steve Begin	0	0	0	0	0	4	0	0
Joel Lundqvist	0	0	0	0	-2	2	0	0
Toby Petersen	0	0	0	0	0	2	0	0
Sean Avery	0	0	0	0	1	4	0	0
Chris Conner	0	0	0	0	0	0	0	0
Andrew Hutchinson	0	0	0	0	-1	0	0	0
Tom Wandell	0	0	0	0	0	0	0	0
Brandon Crombeen	1	0	0	0	0	0	0	0
Dan Jancevski	0	0	0	0	0	0	0	0
Garrett Stafford	1	0	0	0	0	0	0	0
Landon Wilson	1	0	0	0	0	2	0	0

KINGS SCORING

Player	GP	G	A	TP	+/-	PM	PP	SH
Anze Kopitar	6	2	5	7	1	0	0	0
Alexander Frolov	4	2	4	6	2	0	0	0
Michal Handzus	6	4	0	4	-1	0	3	0
Dustin Brown	6	2	2	4	0	22	0	0
Drew Doughty	6	0	3	3	3	2	0	0
Sean O'Donnell	6	0	3	3	3	9	0	0
Jarret Stoll	5	2	0	2	-1	8	1	0
Kyle Quincey	5	1	1	2	2	6	1	0
Jack Johnson	4	1	1	2	0	6	0	0
Kyle Calder	6	0	1	1	-1	2	0	0
Peter Harold	6	0	1	1	0	2	0	0
Derek Armstrong	4	0	1	1	1	0	0	0
Edward Purcell	4	0	1	1	1	0	0	0
Brad Richardson	3	0	1	1	1	0	0	0
Oscar Moller	2	0	1	1	0	0	0	0
Matt Greene	6	0	0	0	-3	2	0	0
Wayne Simmonds	6	0	0	0	-2	2	0	0
Denis Jr. Gauthier	5	0	0	0	-4	6	0	0
Raitis Ivanans	5	0	0	0	0	11	0	0
Brian Boyle 3	0	0	0	0	0	2	0	0
Patrick O'Sullivan	3	0	0	0	-1	0	0	0
Davis Drewiske	2	0	0	0	0	0	0	0
Tom Preissing	2	0	0	0	-1	0	0	0
Justin Williams	2	0	0	0	0	0	0	0
John Zeiler	1	0	0	0	0	0	0	0

Power Play: 4-24 16.7% / Penalty Killing: 28-33 84.8%

Power Play: 5-33 15.2% / Penalty Killing: 20-24 83.3%

GOALTENDING

STARS	GP	MIN	GA	AVG	W	L	OT	SHOTS	SAVE%
Marty Turco	6	375	14	2.24	2	1	3	175	.920
KINGS	GP	MIN	GA	AVG	W	L	OT	SHOTS	SAVE%
Erik Ersberg	4	229	10	2.62	2	0	1	100	.900
Jonathan Quick	3	145	3	1.24	2	1	0	68	.956

2009-2010 STARS VS. KINGS

Monday, October 19 @ American Airlines Center	7:30 p.m. CT
Thursday, October 22 @ Los Angeles	9:30 p.m. CT
Saturday, December 12 @ Los Angeles	9:30 p.m. CT
Tuesday, March 2 @ American Airlines Center	7:30 p.m. CT
Friday, March 12 @ American Airlines Center	7:30 p.m. CT
Saturday, March 27 @ Los Angeles	9:30 p.m. CT

STARS VS. KINGS: DID YOU KNOW?

Since joining Dallas for the 2006-07 season, Mike Ribeiro has led all Stars players against L.A., recording 28 points (10 goals and 18 assists) in 22 games. Mike Modano has appeared in 87 career games against Los Angeles and leads the Stars in goals (37), assists (49) and points (86) versus the Kings.



Todd Richards
Head Coach



Mikko Koivu
Center

Minnesota Wild

Xcel Energy Center
317 Washington Street
St. Paul, MN 55102

CLUB DIRECTORY

Owner and Governor
General Manager
Assistant General Manager
Assistant General Manager
Head Coach
Assistant Coach
Assistant Coach
Goaltending Coach
Director of Hockey Operations
V.P. of Communications & Broadcasting
Manager, Media Relations
Head Athletic Therapist
Assistant Athletic Trainer
Head Equipment Manager
Assistant Equipment Manager
Assistant Equipment Manager
Strength and Conditioning Coach
Arena (Capacity)
Media Relations Phone
Media Relations Fax
Press Box Phone
Press Box Fax
Web site



Craig Leipold
Chuck Fletcher
Brent Flahr
Tom Thompson
Todd Richards
Mike Ramsey
Dave Barr
Bob Mason
Chris Snow
Bill Robertson
Aaron Sickman
Don Fuller
Travis Green
Tony DaCosta
Brent Proulx
Matt Benz
Christopher Pietrzak-Wegner
Xcel Energy Center (18,064)
(651) 312-3444
(651) 293-9574
(651) 726-8600
(651) 726-8700
www.wild.com

DALLAS STARS VS. MINNESOTA WILD

SEASON	GP	OVERALL			HOME			ROAD		
		W-L-OL	GF	GA	W-L-OL	GF	GA	W-L-OL	GF	GA
2000-01	4	2-2-0	11	11	1-1-0	7	4	1-1-0	4	7
2001-02	4	2-1-1	14	13	0-1-1	7	9	2-0-0	7	4
2002-03	4	1-2-1	10	10	1-0-1	7	3	0-2-0	3	7
2003-04	4	3-1-0	11	7	2-0-0	6	2	1-1-0	5	5
2004-05	—	—	—	—	—	—	—	—	—	—
2005-06	4	3-1-0	11	8	2-0-0	8	5	1-1-0	3	3
2006-07	4	3-0-1	11	8	2-0-0	8	5	1-0-1	3	3
2007-08	4	3-1-0	15	10	2-0-0	11	4	1-1-0	4	6
2008-09	4	3-1-0	12	10	2-0-0	7	4	1-1-0	5	6
TOTALS:	32	20-9-3	95	77	12-2-2	61	36	8-7-1	34	41

2009-2010 STARS VS. WILD

Saturday, November 7 @ Minnesota	7:00 p.m. CT
Monday, January 18 @ American Airlines Center	7:00 p.m. CT
Tuesday, February 2 @ American Airlines Center	7:30 p.m. CT
Saturday, April 10 @ Minnesota	7:00 p.m. CT



MINNESOTA WILD

DALLAS STARS VS. MINNESOTA WILD 2008-09 SEASON SUMMARY

DATE	SCORE	DECIDING GOAL	GOALTENDERS	ATTENDANCE
Oct. 29	Minnesota 2 at Dallas 4	Brad Richards	Stephan/Backstrom, Harding	18,532
Nov. 26	Dallas 4 at Minnesota 3	Loui Eriksson	Turco/Backstrom	18,568
Mar. 14	Minnesota 2 at Dallas 3*	Nicklas Grossman(OT)	Turco/Backstrom	18,584
Apr. 7	Dallas 1 at Minnesota 3	Eric Belanger	Climie/Backstrom	18,568

GOALS BY PERIOD	1	2	3	OT	TOTAL	SHOTS BY PERIOD	1	2	3	OT	TOTAL
Stars:	5	3	3	1	12	Stars:	50	39	28	3	120
Wild:	4	5	1	0	10	Wild:	35	49	27	0	111

STARS SCORING

Player	GP	G	A	TP	+/-	PM	PP	SH
Loui Eriksson	4	1	6	7	5	0	0	0
Steve Ott	3	3	1	4	3	2	0	0
Brad Richards	2	2	4	4	0	0	0	0
Mike Ribeiro	4	0	4	4	4	0	0	0
James Neal	4	2	0	2	2	2	0	0
Sean Avery	2	0	2	2	2	0	0	0
Nicklas Grossman	4	1	0	1	1	2	0	0
Matt Niskanen	4	1	0	1	3	4	1	0
Fabian Brunnstrom	3	1	0	1	1	0	0	0
Brenden Morrow	1	1	0	1	1	0	0	0
Krystofer Barch	3	0	1	1	1	5	0	0
Mark Fistric	3	0	1	1	3	2	0	0
Stephane Robidas	3	0	1	1	6	4	0	0
London Wilson	2	0	1	1	1	2	0	0
Mike Modano	4	0	0	0	-1	4	0	0
Trevor Daley	3	0	0	0	5	0	0	0
Darryl Sydor	3	0	0	0	-2	0	0	0
Steve Begin	2	0	0	0	0	0	0	0
Chris Conner	2	0	0	0	-1	0	0	0
Brendan Morrison	2	0	0	0	-1	4	0	0
Mark Parrish	2	0	0	0	0	0	0	0
Toby Petersen	2	0	0	0	0	2	0	0
Brian Sutherby	2	0	0	0	0	0	0	0
Philippe Boucher	1	0	0	0	0	0	0	0
Brandon Crombeen	1	0	0	0	0	0	0	0
Andrew Hutchinson	1	0	0	0	-1	0	0	0
Jere Lehtinen	1	0	0	0	0	0	0	0
Joel Lundqvist	1	0	0	0	0	0	0	0
Ivan Vishnevskiy	1	0	0	0	0	2	0	0
Tom Wandell	1	0	0	0	-1	0	0	0
Sergei Zubov	1	0	0	0	-1	0	0	0

WILD SCORING

Player	GP	G	A	TP	+/-	PM	PP	SH
Andrew Brunette	4	3	2	5	1	0	1	0
Eric Belanger	4	2	2	4	-3	2	1	0
Mikko Koivu	4	1	2	3	-4	2	1	0
Marian Gaborik	1	1	2	3	1	0	0	0
Antti Miettinen	4	0	3	3	-2	0	0	0
Owen Nolan	4	2	0	2	-3	0	2	0
M-A Bergeron	4	1	1	2	0	4	1	0
Kim Johnsson	4	0	2	2	-4	0	0	0
James Sheppard	4	0	1	1	0	0	0	0
Martin Skoula	4	0	1	1	-3	0	0	0
P-M Bouchard	3	0	1	1	-2	0	0	0
Nick Schultz	3	0	1	1	-2	2	0	0
Brent Burns	2	0	1	1	-1	4	0	0
Kurtis Foster	1	0	1	1	1	0	0	0
Cal Clutterbuck	4	0	0	0	-3	0	0	0
Stephane Veilleux	4	0	0	0	-4	4	0	0
Marek Zidlicky	4	0	0	0	-4	2	0	0
Derek Boogaard	3	0	0	0	0	7	0	0
Dan Fritsche	2	0	0	0	0	0	0	0
Peter Olvecky	2	0	0	0	0	0	0	0
Benoit Pouliot	2	0	0	0	-1	2	0	0
John Scott	2	0	0	0	-1	0	0	0
Colton Gillies	1	0	0	0	0	0	0	0
Erik Reitz	1	0	0	0	0	0	0	0
Craig Weller	1	0	0	0	0	0	0	0

Power Play: 1-14 7.1% / Penalty Killing: 9-15 60.0%

Power Play: 6-15 40.0% / Penalty Killing: 13-14 92.9%

STARS	GP	MIN	GOALTENDING			SHOTS	SAVE%
			GA	AVG	W L OT		
Marty Turco	2	122	5	2.45	2 0 0	48	.914
Tobias Stephan	1	60	2	2.00	1 0 0	21	.905
Matt Climie	1	60	3	3.01	0 1 0	32	.906
WILD	GP	MIN	GA	AVG	W L OT	SHOTS	SAVE%
Niklas Backstrom	4	201	11	3.28	1 2 1	100	.890
Josh Harding	1	39	8	1.54	0 1 0	20	.950

STARS VS. WILD: DID YOU KNOW?

The Stars have gone 11-0-1 against the Wild in their last 12 games on home ice, including going 2-0-0 in each of the past five seasons in Texas.

Montreal Canadiens

Bell Centre

1260 de La Gauchetiere St. W.

Montreal, Quebec H3B 5E8



Jacques Martin
Head Coach



Scott Gomez
Center

CLUB DIRECTORY

Chairman and Governor
 President and Alternate Governor
 Executive Vice President & General Manager
 Assistant General Manager
 Head Coach
 Assistant Coach
 Assistant Coach
 Vice President, Communications & Community Relations
 Director of Media Relations
 Administrative Assistant to VP Communications
 Head Athletic Therapist
 Athletic Therapist
 Strength/Conditioning Coordinator
 Equipment Manager
 Assistants to the Equipment Manager Richard Genereux, Patrick Langlois, Pierre Quелlette
 Arena (Capacity)
 Public Relations Phone
 Public Relations Fax
 Press Box Phone
 Press Box Fax
 Web site

George N. Gillett Jr.
 Pierre Boivin
 Bob Gainey
 Pierre Gauthier
 Jacques Martin
 Perry Pearn
 Kirk Muller
 Donald Beauchamp
 Dominick Saillant
 Sylvie Lambert
 Graham Rynbend
 Nick Addey-Jibb
 Lorne Goldenberg
 Pierre Gervais
 Bell Centre (21,273)
 (514) 932-2803
 (514) 932-8285
 (514) 989-2872
 (514) 932-5258
 www.canadiens.com

DALLAS STARS VS. MONTREAL CANADIENS

SEASON	GP	OVERALL			HOME			ROAD			GA
		W-L-OL	GF	GA	W-L-OL	GF	GA	W-L-OL	GF	GA	
1967-68	4	1-2-1	7	14	1-1-0	4	7	0-1-1	3	7	
1968-69	6	0-5-1	14	27	0-3-0	7	15	0-2-1	7	12	
1969-70	6	2-2-2	17	16	1-1-1	7	6	1-1-1	10	10	
1970-71	6	1-3-2	13	21	0-1-2	7	8	1-2-0	6	13	
1971-72	6	1-4-1	16	23	0-2-1	4	10	1-2-0	12	13	
1972-73	5	1-3-1	9	20	1-1-0	3	8	0-2-1	6	12	
1973-74	5	1-4-0	12	22	1-2-0	9	12	0-2-0	3	10	
1974-75	4	0-4-0	8	27	0-2-0	3	12	0-2-0	5	15	
1975-76	4	0-4-0	2	16	0-2-0	1	8	0-2-0	1	8	
1976-77	4	0-3-1	12	21	0-2-0	4	10	0-1-1	8	11	
1977-78	4	2-2-0	13	17	1-1-0	5	7	1-1-0	8	10	
1978-79	4	1-3-0	9	14	1-1-0	6	6	0-2-0	3	8	
1979-80	4	1-3-0	12	17	1-1-0	8	6	0-2-0	4	11	
1980-81	4	2-1-1	11	13	1-0-1	7	4	1-1-0	4	9	
1981-82	3	0-1-2	10	14	0-0-2	9	9	0-1-0	1	5	
1982-83	3	0-3-0	8	16	0-1-0	2	3	0-2-0	6	13	
1983-84	3	2-1-0	15	14	1-1-0	11	11	1-0-0	4	3	
1984-85	3	2-1-0	10	9	1-0-0	4	3	1-1-0	6	6	
1985-86	3	1-1-1	9	11	0-1-1	5	8	1-0-0	4	3	
1986-87	3	1-2-0	12	14	0-1-0	4	5	1-1-0	8	9	
1987-88	3	1-1-1	7	9	1-0-1	6	4	0-1-0	1	5	
1988-89	3	0-1-2	6	7	0-0-1	2	2	0-1-1	4	5	
1989-90	3	1-2-0	7	10	1-1-0	4	6	0-1-0	3	4	
1990-91	3	0-2-1	6	12	0-1-0	1	5	0-1-1	5	7	
1991-92	3	1-2-0	6	14	1-1-0	6	6	0-1-0	0	8	
1992-93	2	1-1-0	5	11	1-0-0	4	3	0-1-0	1	8	
1993-94	2	0-1-1	4	7	0-0-1	2	2	0-1-0	2	5	
1994-95	—	—	—	—	—	—	—	—	—	—	
1995-96	2	0-2-0	3	8	0-1-0	2	4	0-1-0	1	4	
1996-97	2	1-1-0	6	7	0-1-0	4	6	1-0-0	2	1	
1997-98	2	0-2-0	5	9	0-1-0	1	3	0-1-0	4	6	
1998-99	2	1-0-1	5	4	1-0-0	3	2	0-0-1	2	2	
1999-00	1	1-0-0	3	2	—	—	—	1-0-0	3	2	
2000-01	1	1-0-0	2	0	1-0-0	—	0	—	—	—	
2001-02	1	0-0-1	3	3	—	—	—	0-0-1	3	3	
2002-03	2	2-0-0	9	3	1-0-0	5	1	1-0-0	4	2	
2003-04	1	0-0-1	1	1	0-0-1	1	1	—	—	—	
2004-05	—	—	—	—	—	—	—	—	—	—	
2005-06	1	0-1-0	2	4	—	—	—	0-1-0	2	4	
2006-07	—	—	—	—	—	—	—	—	—	—	
2007-08	1	1-0-0	4	1	1-0-0	4	1	—	—	—	
2008-09	1	0-1-0	1	3	0-1-0	1	3	—	—	—	
TOTALS:	120	30-69-21	304	461	18-31-12	158	207	12-38-9	146	254	



MONTREAL CANADIENS

DALLAS STARS VS. MONTREAL CANADIENS 2008-09 SEASON SUMMARY

DATE	SCORE	DECIDING GOAL	GOALTENDERS	ATTENDANCE
Mar. 8	Montreal 3 at Dallas 1	Alex Kovalev	Turco/Price	17,646

GOALS BY PERIOD	1	2	3	OT	TOTAL	SHOTS BY PERIOD	1	2	3	OT	TOTAL
Stars:	1	0	0	0	1	Stars:	9	8	14	0	31
Canadiens:	0	2	1	0	3	Canadiens:	3	9	7	0	19

STARS SCORING

Player	GP	G	A	TP	+/-	PM	PP	SH
Loui Eriksson	1	1	0	1	0	0	1	0
Mike Ribeiro	1	0	1	1	0	2	0	0
Stephane Robidas	1	0	1	1	-2	0	0	0
Krystofer Barch	1	0	0	0	0	0	0	0
Steve Begin	1	0	0	0	-1	0	0	0
Fabian Brunnstrom	1	0	0	0	0	0	0	0
Chris Conner	1	0	0	0	-2	0	0	0
Trevor Daley	1	0	0	0	-3	0	0	0
Mark Fistric	1	0	0	0	2	0	0	0
Nicklas Grossman	1	0	0	0	-1	0	0	0
Mike Modano	1	0	0	0	-3	2	0	0
Brendan Morrison	1	0	0	0	0	0	0	0
James Neal	1	0	0	0	-1	2	0	0
Matt Niskanen	1	0	0	0	0	0	0	0
Steve Ott	1	0	0	0	0	0	0	0
Brian Sutherby	1	0	0	0	-2	0	0	0
Darryl Sydor	1	0	0	0	0	0	0	0
Landon Wilson	1	0	0	0	0	0	0	0

CANADIENS SCORING

Player	GP	G	A	TP	+/-	PM	PP	SH
Christopher Higgins	1	1	0	1	1	0	0	0
Andrei Kostitsyn	1	1	0	1	1	0	0	0
Alex Kovalev	1	1	0	1	1	4	0	0
Matt D'Agostini	1	0	1	1	1	0	0	0
Roman Hamrlík	1	0	1	1	2	2	0	0
Saku Koivu	1	0	1	1	1	2	0	0
Ryan O'Byrne	1	0	1	1	1	0	0	0
Alex Tanguay	1	0	1	1	1	0	0	0
Josh Gorges	1	0	0	0	2	0	0	0
Michael Komisarek	1	0	0	0	1	4	0	0
Tom Kostopoulos	1	0	0	0	1	0	0	0
Maxim Lapierre	1	0	0	0	1	0	0	0
Andrei Markov	1	0	0	0	0	0	0	0
Glen Metropolit	1	0	0	0	0	0	0	0
Max Pacioretty	1	0	0	0	1	2	0	0
Tomas Plekanec	1	0	0	0	1	0	0	0
Mathieu Schneider	1	0	0	0	0	4	0	0
Gregory Stewart	1	0	0	0	0	4	0	0

Power Play: 1-10 10.0% / Penalty Killing: 3-3 100.0% Power Play: 0-3 0.0% / Penalty Killing: 9-10 90.0%

STARS	GP	MIN	GOALTENDING	GA	AVG	W	L	OT	SHOTS	SAVE%
Marty Turco	1	58	3	3.09	0	1	0	19	.842	
CANADIENS	GP	MIN	GA	AVG	W	L	OT	SHOTS	SAVE%	
Carey Price	1	60	1	1.00	1	0	0	31	.968	

2009-2010 STARS VS. CANADIENS

Thursday, January 14 @ Montreal


6:30 p.m. CT

STARS VS. CANADIENS: DID YOU KNOW?

The Dallas Stars have earned points in nine of their last 11 contests against the Montreal Canadiens, going 6-2-3 with a 30-21 scoring edge since their 1998-99 Stanley Cup-winning season. Montreal GM Bob Gainey was a part of the Stars organization from 1990-2003, including stints as GM and head coach.



Barry Trotz
Head Coach



Jason Arnott
Center

Nashville Predators

Sommet Center

501 Broadway

Nashville, TN 37203



CLUB DIRECTORY

Owner
Chairman and Governor
President of Hockey Operations/General Manager
Assistant General Manager
Director of Hockey Operations
Head Coach
Associate Coach
Assistant Coach
Strength and Conditioning Coach
Goaltending Coach
Director of Team Services
Director of Communications
Communications Coordinator
Head Athletic Trainer
Assistant Athletic Trainer
Equipment Manager
Assistant Equipment Manager
Arena (Capacity)
Public Relations Phone
Public Relations Fax
Press Box Phone
Press Box Fax
Web site

Predators Holdings LLC

David Freeman

David Poile

Paul Fenton

Michael Santos

Barry Trotz

Brent Peterson

Peter Horachek

Dave Good

Mitch Korn

Greg Harvey

Tim Darling

Kevin Wilsoon

Dan Redmond

Andy Hosler

Pete Rogers

Jeff Camelio

Sommet Center (17,113)

(615) 770-2300

(615) 770-2295

(615) 770-2165

(615) 770-2166

www.nashvillepredators.com

DALLAS STARS VS. NASHVILLE PREDATORS

SEASON	OVERALL				HOME			ROAD			
	GP	W-L-T-OTL	GF	GA	W-L-T-OTL	GF	GA	W-L-T-OTL	GF	GA	
1998-99	4	3-1-0	9	5	1-1-0	2	2	2-0-0	7	3	
1999-00	4	2-2-0	10	9	2-0-0	6	1	0-2-0	4	8	
2000-01	4	4-0-0	12	5	2-0-0	9	4	2-0-0	3	1	
2001-02	4	2-2-0	9	7	2-0-0	7	1	0-2-0	2	6	
2002-03	4	1-3-0	6	10	1-1-0	3	2	0-2-0	3	8	
2003-04	4	3-0-1	13	6	2-0-0	9	4	1-0-1	4	2	
2004-05	—	—	—	—	—	—	—	—	—	—	
2005-06	4	3-1-0	12	9	2-0-0	6	3	1-1-0	6	6	
2006-07	4	3-1-0	11	6	2-0-0	5	1	1-1-0	6	5	
2007-08	4	1-3-0	8	12	0-2-0	1	4	1-1-0	7	8	
2008-09	4	2-2-0	11	11	2-0-0	10	5	0-2-0	1	6	
TOTALS:	40	24-15-1	101	80	16-4-0	58	27	8-11-1	43	53	

2009-2010 STARS VS. PREDATORS

Saturday, October 3 @ American Airlines Center

7:00 p.m. CT

Wednesday, October 14 @ American Airlines Center

7:30 p.m. CT

Saturday, October 31 @ Nashville

7:00 p.m. CT

Tuesday, March 23 @ Nashville

7:00 p.m. CT



NASHVILLE PREDATORS

DALLAS STARS VS. NASHVILLE PREDATORS 2008-09 SEASON SUMMARY

DATE	SCORE	DECIDING GOAL	GOALTENDERS	ATTENDANCE
Oct. 11	Dallas 1 at Nashville 3	Jason Arnott	Turco/Ellis	17,113
Oct. 15	Nashville 4 at Dallas 6	Fabian Brunnstrom	Turco/Ellis	16,899
Dec. 13	Dallas 0 at Nashville 3	Joel Ward	Stephan/Ellis	15,426
Feb. 8	Nashville 1 at Dallas 4	Mark Parrish	Turco/Ellis	17,689

GOALS BY PERIOD	1	2	3	OT	TOTAL	SHOTS BY PERIOD	1	2	3	OT	TOTAL
Stars:	4	3	4	0	11	Stars:	29	37	31	0	97
Predators:	3	4	4	0	11	Predators:	43	42	30	0	115

STARS SCORING

Player	GP	G	A	TP	+/-	PM	PP	SH
Brad Richards	4	1	3	4	-1	0	1	0
Fabian Brunnstrom	2	3	0	3	0	0	0	0
Mike Modano	4	2	1	3	1	4	0	0
Stephane Robidas	3	1	1	2	1	6	1	0
Steve Ott	2	1	1	2	2	8	0	0
Nicklas Grossman	4	0	2	2	4	0	0	0
James Neal	4	0	2	2	0	2	0	0
Mike Ribeiro	4	0	2	2	-2	2	0	0
Brenden Morrow	2	0	2	2	1	6	0	0
Jere Lehtinen	1	0	2	2	1	0	0	0
Trevor Daley	4	1	0	1	1	2	0	0
Mark Parrish	2	1	0	1	0	2	0	0
Brian Sutherby	1	1	0	1	0	0	0	1
Matt Niskanen	4	0	1	1	-2	2	0	0
Toby Peterson	4	0	1	1	2	2	0	0
Sean Avery	2	0	1	1	1	25	0	0
Phillippe Boucher	2	0	1	1	0	0	0	0
Brandon Crombeen	2	0	1	1	1	7	0	0
Krystofer Barch	4	0	0	0	-2	0	0	0
Loui Eriksson	4	0	0	0	-2	0	0	0
Joel Lundqvist	3	0	0	0	0	0	0	0
Mark Fistric	2	0	0	0	0	2	0	0
Andrew Hutchinson	2	0	0	0	1	2	0	0
Darryl Sydor	2	0	0	0	-3	0	0	0
Chris Connor	1	0	0	0	-1	2	0	0
Doug Janik	1	0	0	0	0	0	0	0
Tom Wandell	1	0	0	0	0	0	0	0
Landon Wilson	1	0	0	0	0	0	0	0

PREDATORS SCORING

Player	GP	G	A	TP	+/-	PM	PP	SH
Jean-Pierre Dumont	4	0	5	5	2	6	0	0
Jason Arnott	3	3	1	4	4	0	2	0
Martin Erat	4	1	3	4	-5	0	0	0
Ryan Jones	2	1	2	3	1	0	0	0
Ryan Suter	4	0	3	3	1	6	0	0
Joel Ward	4	2	0	2	2	2	0	0
Radek Bonk	4	1	1	2	-1	0	1	0
Shea Weber	4	1	1	2	-1	8	0	0
Rich Peeverley	3	0	2	2	0	2	0	0
David Legwand	4	1	0	1	-2	2	0	0
Patric Hornqvist	3	1	0	1	0	2	0	0
Dan Hamhuis	4	0	1	1	0	15	0	0
Jerred Smithson	4	0	1	1	-1	4	0	0
Jordin Tootoo	3	0	1	1	0	2	0	0
Greg De Vries	4	0	0	0	-2	5	0	0
Vernon Fiddler	4	0	0	0	-3	0	0	0
Greg Zanon	4	0	0	0	2	2	0	0
Kevin Klein	3	0	0	0	-2	0	0	0
Scott Nichol	2	0	0	0	-1	2	0	0
Antti Pihlstrom	2	0	0	0	-1	0	0	0
Wade Belak	1	0	0	0	0	0	0	0
Ville Koistinen	1	0	0	0	0	0	0	0
Steve Sullivan	1	0	0	0	0	4	0	0

Power Play: 2-19 10.5% / Penalty Killing: 16-19 84.2%

Power Play: 3-19 15.8% / Penalty Killing: 17-19 89.5%

GOALTENDING

STARS	GP	MIN	GA	AVG	W	L	OT	SHOTS	SAVE%
Marty Turco	3	178	8	2.70	2	1	0	77	.896
Tobias Stephan	1	60	2	2.01	0	1	0	37	.946
PREDATORS	GP	MIN	GA	AVG	W	L	OT	SHOTS	SAVE%
Dan Ellis	4	239	9	2.26	2	2	0	95	.905

STARS VS. PREDATORS: DID YOU KNOW?

The Dallas Stars have gone 16-4-0 all-time versus Nashville on home ice, including victories in nine of their last 11 home meetings with the Predators. In their 20 all-time games against the Predators, the Stars have outscored the club, 58-27.

New Jersey Devils

Prudential Center
165 Mulberry Street
Newark, NJ 07102



Jacques Lemaire
Head Coach



Martin Brodeur
Goaltender

CLUB DIRECTORY

Owners
 Chairman/Managing Partner
 C.E.O., President and General Manager
 Head Coach
 Assistant Coach
 Assistant Coach
 Goaltending Coach
 Senior Vice President, Communications
 Senior Director, Communications
 Assistant Director, Communications
 Head Trainer
 Strength/Conditioning Coordinator
 Equipment Manager
 Assistant Equipment Managers
 Arena (Capacity)
 Public Relations Phone
 Public Relations Fax
 Press Box Phone
 Web site

Jeff Vanderbeek, Michael Giffilan, Peter Simon
 Jeff Vanderbeek
 Lou Lamoriello
 Jacques Lemaire
 Mario Tremblay
 Tommy Albelin
 Jacques Caron
 Mike Levine
 Jeff Altstatter
 Pete Albiets
 Richard Stinziano
 Michael Vasalani
 Rich Matthews
 Alex Abasto, Matthew Mitchell, Mike Thibault
 Prudential Center (17,625)
 (973) 757-6100
 (973) 757-6399
 (973) 757-6230
www.newjerseydevils.com

DALLAS STARS VS. NEW JERSEY DEVILS*

SEASON	OVERALL				HOME				ROAD			
	GP	W-L-T-OTL	GF	GA	W-L-T-OTL	GF	GA	W-L-T-OTL	GF	GA		
1974-75	6	4-2-0	16	14	3-0-0	9	3	1-2-0	7	11		
1975-76	6	6-0-0	30	10	3-0-0	15	3	3-0-0	15	7		
1976-77	6	2-3-1	23	22	2-1-0	16	12	0-2-1	7	10		
1977-78	6	1-3-2	17	22	1-0-2	12	10	0-3-0	5	12		
1978-79	6	2-3-1	14	17	1-1-1	6	4	1-2-0	8	13		
1979-80	4	3-1-0	22	12	2-0-0	13	3	1-1-0	9	9		
1980-81	4	2-1-1	19	15	2-0-0	12	6	0-1-1	7	9		
1981-82	3	1-0-2	9	7	0-0-2	6	6	1-0-0	3	1		
1982-83	3	3-0-0	13	6	1-0-0	5	1	2-0-0	8	5		
1983-84	3	2-1-0	9	3	1-1-0	6	2	1-0-0	3	1		
1984-85	3	1-1-1	9	9	1-0-0	5	4	0-1-1	4	5		
1985-86	3	2-1-0	18	11	1-1-0	10	8	1-0-0	8	3		
1986-87	3	2-1-0	13	10	1-0-0	6	2	1-1-0	7	8		
1987-88	3	0-3-0	10	15	0-2-0	4	7	0-1-0	6	8		
1988-89	3	1-1-1	11	8	0-0-1	4	4	1-1-0	7	4		
1989-90	3	2-1-0	10	10	1-1-0	8	9	1-0-0	2	1		
1990-91	3	1-2-0	8	11	0-1-0	3	5	1-1-0	5	6		
1991-92	2	2-0-0	7	4	1-0-0	4	3	1-0-0	3	1		
1992-93	2	1-1-0	5	7	1-0-0	4	2	0-1-0	1	5		
1993-94	2	0-2-0	2	10	0-1-0	2	6	0-1-0	0	4		
1994-95	—	—	—	—	—	—	—	—	—	—		
1995-96	2	1-1-0	4	7	1-0-0	2	0	0-1-0	2	7		
1996-97	2	1-1-0	6	5	0-1-0	2	3	1-0-0	4	2		
1997-98	2	2-0-0	7	4	1-0-0	3	1	1-0-0	4	3		
1998-99	1	0-1-0	2	5	0-1-0	2	5	—	—	—		
1999-00	2	2-0-0	5	3	1-0-0	2	1	1-0-0	3	2		
2000-01	2	0-2-0	2	8	0-1-0	1	4	0-1-0	1	4		
2001-02	1	0-1-0	0	3	0-1-0	0	3	—	—	—		
2002-03	1	0-1-0	3	5	—	—	—	0-1-0	3	5		
2003-04	1	1-0-0	2	0	1-0-0	2	0	—	—	—		
2004-05	—	—	—	—	—	—	—	—	—	—		
2005-06	—	—	—	—	—	—	—	—	—	—		
2006-07	1	1-0-0	3	1	1-0-0	3	1	—	—	—		
2007-08	1	0-1-0	2	4	—	—	—	0-1-0	2	4		
2008-09	2	1-1-0	4	7	1-0-0	4	2	0-1-0	0	5		
TOTALS:	92	47-36-9	305	275	28-13-6	171	120	19-23-3	134	155		

*includes record vs. Kansas City Scouts (1974-76) and Colorado Rockies (1977-81)



NEW JERSEY DEVILS

DALLAS STARS VS. NEW JERSEY DEVILS 2008-09 SEASON SUMMARY

DATE	SCORE	DECIDING GOAL	GOALTENDERS	ATTENDANCE
Oct. 22	Dallas 0 at New Jersey 5	J. Langenbrunner	Turco,Stephan/Brodeur	12,101
Dec. 31	New Jersey 2 at Dallas 4	Mark Parrish	Turco/Clemmenson	18,584

GOALS BY PERIOD	1	2	3	OT	TOTAL	SHOTS BY PERIOD	1	2	3	OT	TOTAL
Stars:	1	2	1	—	4	Stars:	15	27	23	—	65
Devils:	3	2	2	—	7	Devils:	21	15	20	—	56

STARS SCORING

Player	GP	G	A	TP	+/-	PM	PP	SH
Brad Richards	2	0	3	3	0	0	0	0
Loui Eriksson	2	2	0	2	1	0	0	1
Mark Parrish	1	1	0	1	0	0	1	0
Landon Wilson	1	1	0	1	1	2	0	0
Krystofer Barch	2	0	1	1	0	2	0	0
Trevor Daley	2	0	1	1	-2	0	0	0
Mike Ribeiro	2	0	1	1	0	0	0	0
Stephane Robidas	2	0	1	1	0	4	0	0
Nicklas Grossman	2	0	0	0	-1	2	0	0
Mike Modano	2	0	0	0	-2	2	0	0
James Neal	2	0	0	0	-1	0	0	0
Matt Niskanen	2	0	0	0	-2	0	0	0
Toby Peterson	2	0	0	0	-2	0	0	0
Sean Avery	1	0	0	0	0	0	0	0
Philippe Boucher	1	0	0	0	-1	0	0	0
Fabian Brunnstrom	1	0	0	0	-2	0	0	0
Brandon Crombeen	1	0	0	0	-1	5	0	0
Mark Fistric	1	0	0	0	-1	0	0	0
Andrew Hutchinson	1	0	0	0	0	2	0	0
Jere Lehtinen	1	0	0	0	0	0	0	0
Joel Lundqvist	1	0	0	0	-1	0	0	0
Brenden Morrow	1	0	0	0	-2	2	0	0
Steve Ott	1	0	0	0	0	0	0	0
Brian Sutherby	1	0	0	0	-1	0	0	0
Darryl Sydor	1	0	0	0	1	0	0	0

DEVILS SCORING

Player	GP	G	A	TP	+/-	PM	PP	SH
Brian Gionta	2	0	3	3	1	0	0	0
David Clarkson	2	2	0	2	0	4	1	0
John Madden	2	2	0	2	1	0	0	0
Zach Parise	2	1	1	2	1	0	0	0
Andy Greene	2	0	2	2	1	2	0	0
Travis Zajac	2	0	2	2	1	0	0	0
Jamie Langenbrunner	2	1	0	1	2	2	0	0
Mike Mottau	2	1	0	1	2	0	0	0
Patrik Elias	2	0	1	1	0	0	0	0
Paul Martin	2	0	1	1	1	2	0	0
Jay Pandolfo	2	0	1	1	1	0	0	0
Bryce Salvador	2	0	1	1	1	5	0	0
Dainius Zubrus	2	0	1	1	0	6	0	0
Letourneau-Leblond	1	0	1	1	1	0	0	0
David Johnny Oduya	2	0	0	0	2	0	0	0
Michael Rupp	2	0	0	0	0	0	0	0
Bobby Holik	1	0	0	0	0	2	0	0
Jay Leach	1	0	0	0	0	0	0	0
Brian Rolston	1	0	0	0	-2	0	0	0
Petr Vrana	1	0	0	0	0	0	0	0
Colin (John) White	1	0	0	0	1	0	0	0

Power Play: 1-8 12.5% / Penalty Killing: 7-8 87.5%

Power Play: 1-8 12.5% / Penalty Killing: 7-8 87.5%

STARS	GP	MIN	GOALTENDING			W	L	OT	SHOTS	SAVE%
			GA	AVG						
Marty Turco	2	90	5	3.32	1	1	0	44	.886	
Tobias Stephan	1	30	2	4.04	0	0	0	12	.833	

DEVILS	GP	MIN	GA	AVG	W	L	OT	SHOTS	SAVE%
Scott Clemmensen	1	60	3	3.02	0	1	0	43	.930

2009-2010 STARS VS. DEVILS

Saturday, November 21 @ American Airlines Center

7:00 p.m. CT

Tuesday, January 5 @ New Jersey

6:00 p.m. CT

STARS VS. DEVILS: DID YOU KNOW?

With 10 40+ win seasons since 1996-97, the Dallas Stars are tied for third (Colorado) amongst NHL teams in that category. The New Jersey Devils have had 12 40+ win seasons during that span to lead the NHL. Detroit is second with 11.



Scott Gordon
Head Coach



Mark Streit
Defenseman

New York Islanders

Nassau Veterans

Memorial Coliseum

Uniondale, NY 11553



CLUB DIRECTORY

Owner and Governor
President and Alternate Governor
General Manager and Alt. Governor
Head Coach
Assistant Coach
Assistant Coach
Director of Communications
Communications Manager
Head Athletic Trainer
Assistant Athletic Trainer
Equipment Manager
Assistant Equipment Manager
Equipment Assistant
Arena (Capacity)
Public Relations Phone
Public Relations Fax
Press Box Phone
Web site

Charles B. Wang
Chris Dey
Garth Snow
Scott Gordon
Dean Chynoweth
Scott Allen
Seth Sylvan
Kimber Auerbach
Garrett Timms
Nates Goto
Scott Boggs
Richard Krouse
Tom Kitz
Nassau Coliseum (16,234)
(516) 501-6735
(516) 501-6734
(516) 501-6792
www.newyorkislanders.com

DALLAS STARS VS. NEW YORK ISLANDERS

SEASON	GP	OVERALL			HOME			ROAD		
		W-L-T-OTL	GF	GA	W-L-T-OTL	GF	GA	W-L-T-OTL	GF	GA
1972-73	5	4-1-0	16	6	3-0-0	13	2	1-1-0	3	4
1973-74	5	1-3-1	9	15	1-1-0	4	4	0-2-1	5	11
1974-75	5	0-4-1	10	21	0-2-1	8	11	0-2-0	2	10
1975-76	5	1-4-0	9	27	0-2-0	3	16	1-2-0	6	11
1976-77	5	1-3-1	14	21	0-1-1	7	8	1-2-0	7	13
1977-78	5	1-4-0	12	26	1-2-0	7	16	0-2-0	5	10
1978-79	4	1-3-0	11	18	0-2-0	4	9	1-1-0	7	9
1979-80	4	2-0-2	11	6	1-0-1	4	2	1-0-1	7	4
1980-81	4	0-2-2	13	17	0-2-0	2	6	0-0-2	11	11
1981-82	3	0-2-1	11	16	0-1-1	9	12	0-1-0	2	4
1982-83	3	2-0-1	14	10	1-0-0	2	0	1-0-1	12	10
1983-84	3	0-2-1	9	15	0-2-0	5	11	0-0-1	4	4
1984-85	3	1-1-1	9	13	1-0-0	4	3	0-1-1	5	10
1985-86	3	2-0-1	12	10	1-0-1	9	8	1-0-0	3	2
1986-87	3	0-3-0	8	16	0-1-0	3	7	0-2-0	5	9
1987-88	3	1-1-1	6	9	1-1-0	3	6	0-0-1	3	3
1988-89	3	1-2-0	11	14	1-0-0	4	3	0-2-0	7	11
1989-90	3	2-1-0	16	16	1-1-0	10	13	1-0-0	6	3
1990-91	3	2-1-0	11	7	1-0-0	4	2	1-1-0	7	5
1991-92	2	0-2-0	5	9	0-1-0	4	7	0-1-0	1	2
1992-93	2	1-1-0	5	3	1-0-0	3	0	0-1-0	2	3
1993-94	2	0-1-1	3	7	0-0-1	2	2	0-1-0	1	5
1994-95	—	—	—	—	—	—	—	—	—	—
1995-96	2	0-1-1	6	8	0-0-1	3	3	0-1-0	3	5
1996-97	2	2-0-0	8	6	1-0-0	5	4	1-0-0	3	2
1997-98	2	2-0-0	6	2	1-0-0	2	1	1-0-0	4	1
1998-99	2	2-0-0	7	4	1-0-0	4	2	1-0-0	3	2
1999-00	2	1-0-1	5	5	0-0-1	3	4	1-0-0	2	1
2000-01	2	2-0-0	5	2	1-0-0	2	1	1-0-0	3	1
2001-02	2	0-1-1	4	6	0-1-0	2	3	0-0-1	2	3
2002-03	1	0-1-0	2	3	—	—	—	0-1-0	2	3
2003-04	2	0-1-1	5	8	0-0-1	4	4	0-1-0	1	4
2004-05	—	—	—	—	—	—	—	—	—	—
2005-06	—	—	—	—	—	—	—	—	—	—
2006-07	1	0-1-0	0	3	0-1-0	0	3	—	—	—
2007-08	1	1-0-0	3	2	—	—	—	1-0-0	3	2
2008-09	1	1-0-0	5	3	—	—	—	1-0-0	5	3
TOTALS:	98	34-46-18	281	354	18-21-9	139	173	16-25-9	142	181



NEW YORK ISLANDERS

DALLAS STARS VS. NEW YORK ISLANDERS

2008-09 SEASON SUMMARY

DATE	SCORE	DECIDING GOAL	GOALTENDERS	ATTENDANCE
Oct. 23	Dallas 5 at NY Islanders 3	Krystofer Barch	Turco/DiPietro	10,183

GOALS BY PERIOD	1	2	3	OT	TOTAL	SHOTS BY PERIOD	1	2	3	OT	TOTAL
Stars:	3	2	0	0	5	Stars:	12	11	6	0	29
Islanders:	0	1	2	0	3	Islanders:	9	11	7	0	27

STARS SCORING

Player	GP	G	A	TP	+/-	PM	PP	SH
Mike Ribeiro	1	1	4	5	3	0	1	0
Brenden Morrow	1	1	2	3	3	0	0	0
Loui Eriksson	1	2	0	2	0	0	1	0
Krystofer Barch	1	1	0	1	1	0	0	0
Mike Modano	1	0	1	1	0	0	0	0
Stephane Robidas	1	0	1	1	1	2	0	0
Sean Avery	1	0	0	0	0	4	0	0
Philippe Boucher	1	0	0	0	0	4	0	0
Fabian Brunnstrom	1	0	0	0	-1	0	0	0
Brandon Crombeen	1	0	0	0	0	0	0	0
Trevor Daley	1	0	0	0	1	0	0	0
Mark Fistric	1	0	0	0	1	2	0	0
Nicklas Grossman	1	0	0	0	-2	0	0	0
Joel Lundqvist	1	0	0	0	0	0	0	0
James Neal	1	0	0	0	-1	0	0	0
Matt Niskanen	1	0	0	0	0	0	0	0
Toby Petersen	1	0	0	0	0	0	0	0
Brad Richards	1	0	0	0	-1	0	0	0

ISLANDERS SCORING

Player	GP	G	A	TP	+/-	PM	PP	SH
Mark Streit	1	1	2	3	0	2	1	0
Bill Guerin	1	1	0	1	1	0	0	0
Jon Sim	1	1	0	1	0	0	0	0
Sean Bergenheim	1	0	1	1	0	6	0	0
Bruno Gervais	1	0	1	1	-1	0	0	0
Trent Hunter	1	0	1	1	0	0	0	0
Doug Weight	1	0	1	1	1	2	0	0
Chris Campoli	1	0	0	0	1	0	0	0
Mike Comrie	1	0	0	0	-2	0	0	0
Andy Hilbert	1	0	0	0	0	0	0	0
Freddy Meyer	1	0	0	0	0	0	0	0
Frans Nielsen	1	0	0	0	1	0	0	0
Kyle Okposo	1	0	0	0	-2	2	0	0
Richard Park	1	0	0	0	-3	0	0	0
Thomas Pock	1	0	0	0	-1	0	0	0
Jeff Tambellini	1	0	0	0	0	0	0	0
Nate Thompson	1	0	0	0	0	0	0	0
Brendan Witt	1	0	0	0	0	0	0	0

Power Play: 2-6 33.3% / Penalty Killing: 4-5 80.0%

Power Play: 1-5 20.0% / Penalty Killing: 4-6 66.7%

STARS	GOALTENDING						SHOTS	SAVE%	
	GP	MIN	GA	AVG	W	L			OT
Marty Turco	1	60	3	3.00	1	0	0	27	.889
ISLANDERS	GP	MIN	GA	AVG	W	L	OT	SHOTS	SAVE%
Rick DiPietro	1	60	5	5.02	0	1	0	29	.828

2009-2010 STARS VS. ISLANDERS

Friday, January 8 @ American Airlines Center

7:30 p.m. CT

STARS VS. ISLANDERS: DID YOU KNOW?

Mike Ribeiro set a career high in assists (four) and points (five) in a single game against the New York Islanders in a 5-3 victory on Oct. 23, 2008. Lifetime against the Islanders, Ribeiro has registered 13 points (5-8-13) in 18 games.



John Tortorella
Head Coach



Henrik Lundqvist
Goaltender

New York Rangers

Madison Square Garden
Two Penn Plaza, 14th Floor
New York, NY 10121



CLUB DIRECTORY

President, Chief Executive Officer and Governor
President, General Manager and Alternate Governor
Assistant General Manager Player Personnel
Assistant General Manager Hockey Administration
Head Coach
Assistant Coach
Assistant Coach
Vice President, Public Relations and Player Recruitment
Director, Public Relations
Manager, Public Relations
Coordinator, Public Relations
Head Athletic Trainer
Strength and Conditioning Coordinator
Equipment Manager
Assistant Equipment Manager
Massage Therapist and Assistant Trainer
Arena (Capacity)
Public Relations Phone
Public Relations Fax
Press Box Phone
Press Box Fax
Web site

James L. Dolan
Glen Sather
Jim Schoenfeld
Cameron Hope
John Tortorella
Mike Sullivan
Benoit Allaire
John Rosasco
Brendan McIntyre
Lauren Buchman
Dino Ticinelli
Jim Ramsay
Reg Grant
Acacio Marques
Jason Levy
Bruce Liffrieri
Madison Square Garden (18,200)
(212) 465-64869
(212) 465-6494
(212) 465-6065
(212) 465-6760

www.newyorkrangers.com

DALLAS STARS VS. NEW YORK RANGERS

SEASON	GP	OVERALL			HOME			ROAD		
		W-L-T-OTL	GF	GA	W-L-T-OTL	GF	GA	W-L-T-OTL	GF	GA
1967-68	4	0-2-2	8	15	0-1-1	3	7	0-1-1	5	8
1968-69	6	1-5-0	10	19	1-2-0	6	8	0-3-0	4	11
1969-70	6	1-3-2	15	19	0-2-1	6	11	1-1-1	9	8
1970-71	6	0-6-0	9	22	0-3-0	4	10	0-3-0	5	12
1971-72	6	3-1-2	16	7	2-1-0	9	5	1-0-2	7	2
1972-73	5	2-3-0	15	20	1-1-0	6	7	1-2-0	9	13
1973-74	5	0-4-1	13	21	0-3-0	5	12	0-1-1	8	9
1974-75	5	1-4-0	10	31	0-3-0	6	22	1-1-0	4	9
1975-76	5	1-4-0	10	16	1-1-0	7	8	0-3-0	3	8
1976-77	5	0-5-0	18	37	0-2-0	8	21	0-3-0	10	16
1977-78	5	0-3-2	14	23	0-2-1	10	16	0-1-1	4	7
1978-79	4	2-1-1	19	15	0-1-1	6	11	2-0-0	13	4
1979-80	4	2-1-1	19	13	2-0-0	13	5	0-1-1	6	8
1980-81	4	1-1-2	14	16	0-1-1	6	10	1-0-1	8	6
1981-82	3	1-2-0	10	7	1-1-0	7	2	0-1-0	3	5
1982-83	3	1-2-0	14	17	1-0-0	7	5	0-2-0	7	12
1983-84	3	1-1-1	14	13	1-0-1	10	7	0-1-0	4	6
1984-85	3	2-1-0	8	5	1-0-0	3	1	1-1-0	5	4
1985-86	3	2-1-0	8	9	2-0-0	7	4	0-1-0	1	5
1986-87	3	1-1-1	12	12	0-1-0	5	6	1-0-1	7	6
1987-88	3	1-2-0	9	12	1-1-0	7	8	0-1-0	2	4
1988-89	3	1-2-0	7	10	0-1-0	1	4	1-1-0	6	6
1989-90	3	1-1-1	13	8	1-0-1	10	4	0-1-0	3	4
1990-91	3	0-2-1	7	12	0-1-0	2	4	0-1-1	5	8
1991-92	3	0-3-0	7	10	0-1-0	1	2	0-2-0	6	8
1992-93	2	1-0-1	8	6	0-0-1	4	4	1-0-0	4	2
1993-94	2	1-1-0	3	4	1-0-0	3	1	0-1-0	0	3
1994-95	—	—	—	—	—	—	—	—	—	—
1995-96	2	0-1-1	3	4	0-0-1	1	1	0-1-0	2	3
1996-97	2	1-1-0	4	4	0-1-0	2	3	1-0-0	2	1
1997-98	2	1-0-1	5	4	0-0-1	2	2	1-0-0	3	2
1998-99	2	1-0-1	5	3	1-0-0	3	1	0-0-1	2	2
1999-00	2	2-0-0	8	6	1-0-0	4	3	1-0-0	4	3
2000-01	2	2-0-0	8	2	1-0-0	6	1	1-0-0	2	1
2001-02	2	1-1-0	6	6	1-0-0	4	2	0-1-0	2	4
2002-03	1	0-0-1	3	3	0-0-1	3	3	—	—	—
2003-04	1	0-1-0	0	3	—	—	—	0-1-0	0	3
2004-05	—	—	—	—	—	—	—	—	—	—
2005-06	—	—	—	—	—	—	—	—	—	—
2006-07	1	0-1-0	2	5	0-1-0	2	5	—	—	—
2007-08	1	1-0-0	3	2	—	—	—	1-0-0	3	2
2008-09	2	2-0-0	12	3	1-0-0	10	2	1-0-0	2	1
TOTALS:	127	38-67-22	369	444	21-31-11	199	228	17-36-11	170	216



NEW YORK RANGERS

DALLAS STARS VS. NEW YORK RANGERS 2008-09 SEASON SUMMARY

DATE	SCORE	DECIDING GOAL	GOALTENDERS	ATTENDANCE
Oct. 20 Feb. 6	Dallas 2 at NY Rangers 1 NY Rangers 2 at Dallas 10	Mike Modano Brad Richards	Turco/Lundqvist Turco/Valiquette	18,200 18,532

GOALS BY PERIOD	1	2	3	OT	TOTAL	SHOTS BY PERIOD	1	2	3	OT	TOTAL
Stars:	3	2	7	—	12	Stars:	26	25	15	—	66
Rangers:	2	1	0	—	3	Rangers:	16	22	13	—	51

STARS SCORING

Player	GP	G	A	TP	+/-	PM	PP	SH
Mike Ribeiro	2	2	4	1	2	1	0	
Fabian Brunnstrom	2	1	3	4	2	0	0	
James Neal	2	2	1	3	3	0	2	0
Mike Modano	2	1	2	3	3	2	0	0
Steve Ott	2	1	2	3	1	2	1	0
Jere Lehtinen	1	1	2	3	1	0	0	0
Matt Niskanen	2	0	3	3	3	0	0	0
Brad Richards	2	1	1	2	2	2	0	0
Darryl Sydor	1	1	1	2	3	0	0	0
Brenden Morrow	1	1	0	1	0	0	1	0
Brian Sutherby	1	1	0	1	2	0	0	0
Brandon Crombeen	1	0	1	1	1	2	0	0
Andrew Hutchinson	1	0	1	1	1	0	0	0
Krystofer Barch	2	0	0	0	0	0	0	0
Trevor Daley	2	0	0	0	1	2	0	0
Loui Eriksson	2	0	0	0	2	2	0	0
Nicklas Grossman	2	0	0	0	1	4	0	0
Joel Lundqvist	2	0	0	0	0	0	0	0
Stephane Robidas	2	0	0	0	1	0	0	0
Sean Avery	1	0	0	0	0	0	0	0
Philippe Boucher	1	0	0	0	1	0	0	0
Mark Fistric	1	0	0	0	1	0	0	0
Toby Petersen	1	0	0	0	0	0	0	0

RANGERS SCORING

Player	GP	G	A	TP	+/-	PM	PP	SH
Nikolai Zherdev	2	2	0	2	-1	2	1	0
Chris Drury	2	0	2	2	-2	0	0	0
Michal Rozsival	2	0	2	2	-1	4	0	0
Markus Naslund	2	1	0	1	-4	0	1	0
Brandon Dubinsky	2	0	1	1	-3	8	0	0
Scott Gomez	2	0	1	1	-2	0	0	0
Blair Betts	2	0	0	0	-1	0	0	0
Ryan Callahan	2	0	0	0	0	2	0	0
Nigel Dawes	2	0	0	0	0	0	0	0
Daniel Girardi	2	0	0	0	-3	0	0	0
Colton Orr	2	0	0	0	-1	16	0	0
Wade Redden	2	0	0	0	-2	2	0	0
Fredrik Sjostrom	2	0	0	0	-1	2	0	0
Marc Staal	2	0	0	0	-2	0	0	0
Aaron Voros	2	0	0	0	-2	0	0	0
Dmitri Kalinin	1	0	0	0	-1	0	0	0
Lauri Kopikoski	1	0	0	0	0	0	0	0
Paul Mara	1	0	0	0	0	0	0	0
Corey Potter	1	0	0	0	-1	0	0	0
Erik Reitz	1	0	0	0	-2	2	0	0
Patrick Rissmiller	1	0	0	0	-1	0	0	0

Power Play: 5-12 41.7% / Penalty Killing: 4-6 66.7%

Power Play: 2-6 33.3% / Penalty Killing: 7-12 58.3%

GOALTENDING

STARS	GP	MIN	GA	AVG	W	L	OT	SHOTS	SAVE%
Marty Turco	2	120	3	1.50	2	0	0	51	.941

RANGERS	GP	MIN	GA	AVG	W	L	OT	SHOTS	SAVE%
Henrik Lundqvist	1	59	2	2.02	0	1	0	27	.926
Stephen Valiquette	1	60	10	10.00	0	1	0	39	.744

2009-2010 STARS VS. RANGERS

Wednesday, January 6 @ NY Rangers

6:00 p.m. CT

STARS VS. RANGERS: DID YOU KNOW?

The 10 goals scored in Dallas' 10-2 victory against the New York Rangers on Feb. 6, 2009 is the most goals the team has scored in a game against an opponent since moving to Texas. The North Stars scored 10 goals six times. The franchise record for goals scored in a single game is 15 against the Winnipeg Jets on Nov. 11, 1981.



Cory Clouston
Head Coach



Daniel Alfredsson
Right Wing

Ottawa Senators

Scotiabank Place
1000 Palladium Dr.
Ottawa, Ontario K2V 1A5



CLUB DIRECTORY

Owner, Governor and Chairman
President, and Alternate Governor
Executive Vice-President and General Manager
Head Coach
Assistant Coach
Assistant Coach
Assistant Coach
Conditioning Coach
Video Coach
V.P., Communications
Director, Publications
Director, Communications
Head Athletic Therapist
Head Equipment Manager
Assistant Equipment Manager
Arena (Capacity)
Public Relations Phone
Public Relations Fax
Press Box Phone
Press Box Fax
Web site

Eugene Melnyk
Cyril Leeder
Bryan Murray
Cory Clouston
Greg Carvel
Brad Lauer
Luke Richardson
Chris Schwarz
Tim Pattysen
Phil Legault
Karen Ruttan
Brian Morris
Gerry Townend
Scott Allegrino
Chris Cook
Scotiabank Place (19,153)
(613) 599-0326
(613) 599-5562
(613) 591-5436
(613) 591-5435
www.ottawasenators.com

DALLAS STARS VS. OTTAWA SENATORS

SEASON	GP	OVERALL			HOME			ROAD		
		W-L-T-OTL	GF	GA	W-L-T-OTL	GF	GA	W-L-T-OTL	GF	GA
1992-93	2	2-0-0	10	3	1-0-0	7	2	1-0-0	3	1
1993-94	3	2-1-0	16	11	1-1-0	10	6	1-0-0	6	5
1994-95	—	—	—	—	—	—	—	—	—	—
1995-96	2	1-1-0	4	6	1-0-0	3	2	0-1-0	1	4
1996-97	2	2-0-0	9	1	1-0-0	5	1	1-0-0	4	0
1997-98	2	0-2-0	1	5	0-1-0	0	2	0-1-0	1	3
1998-99	2	1-1-0	4	4	0-1-0	1	2	1-0-0	3	2
1999-00	1	1-0-0	3	1	—	—	—	1-0-0	3	1
2000-01	2	1-1-0	6	4	1-0-0	5	1	0-1-0	1	3
2001-02	1	0-1-0	3	6	0-1-0	3	6	—	—	—
2002-03	2	1-0-1	7	6	1-0-0	5	3	0-0-1	2	3
2003-04	1	1-0-0	5	3	1-0-0	5	3	—	—	—
2004-05	—	—	—	—	—	—	—	—	—	—
2005-06	1	1-0-0	2	0	—	—	—	1-0-0	2	0
2006-07	—	—	—	—	—	—	—	—	—	—
2007-08	1	0-1-0	2	4	0-1-0	2	4	—	—	—
2008-09	1	0-0-1	4	5	—	—	—	0-0-1	4	5
TOTALS:	23	13-8-2	76	59	7-5-0	46	32	6-3-2	30	27

2009-2010 STARS VS. SENATORS

Saturday, March 20 @ American Airlines Center

1:00 p.m. CT



OTTAWA SENATORS

DALLAS STARS VS. OTTAWA SENATORS 2008-09 SEASON SUMMARY

DATE	SCORE	DECIDING GOAL	GOALTENDERS	ATTENDANCE
Dec. 20 *overtime	Dallas 4 at Ottawa 5*	Jason Smith (OT)	Turco/Gerber	19,486

GOALS BY PERIOD	1	2	3	OT	TOTAL	SHOTS BY PERIOD	1	2	3	OT	TOTAL
Stars:	1	2	1	0	4	Stars:	14	6	8	1	29
Senators:	1	2	1	1	5	Senators:	6	14	9	4	33

STARS SCORING

Player	GP	G	A	TP	+/-	PM	PP	SH
Matt Niskanen	1	1	1	2	1	2	0	0
Brad Richards	1	1	1	2	0	0	1	0
Loui Eriksson	1	1	0	1	1	0	0	0
Toby Petersen	1	1	0	1	2	0	0	0
Doug Janik	1	0	1	1	1	0	0	0
Mike Ribeiro	1	0	1	1	0	0	0	0
Darryl Sydor	1	0	1	1	1	0	0	0
Landon Wilson	1	0	1	1	1	0	0	0
Krystofer Barch	1	0	0	0	1	4	0	0
Fabian Brunnstrom	1	0	0	0	0	2	0	0
Trevor Daley	1	0	0	0	-1	2	0	0
Andrew Hutchinson	1	0	0	0	0	0	0	0
Jere Lehtinen	1	0	0	0	0	0	0	0
Mike Modano	1	0	0	0	0	0	0	0
James Neal	1	0	0	0	-1	0	0	0
Steve Ott	1	0	0	0	0	0	0	0
Mark Parrish	1	0	0	0	0	0	0	0
Stephane Robidas	1	0	0	0	0	2	0	0

SENATORS SCORING

Player	GP	G	A	TP	+/-	PM	PP	SH
Mike Fisher	1	0	2	2	1	0	0	0
Nick Foligno	1	0	2	2	0	2	0	0
Filip Kuba	1	0	2	2	0	0	0	0
Daniel Alfredsson	1	1	0	1	1	0	0	0
Alexandre Picard	1	1	0	1	0	0	1	0
Jason Smith	1	1	0	1	1	0	0	0
Jason Spezza	1	1	0	1	-3	0	1	0
Antoine Vermette	1	1	0	1	-3	0	1	0
Dany Heatley	1	0	1	1	1	0	0	0
Chris Phillips	1	0	1	1	-1	0	0	0
Ilya Zubov	1	0	1	1	1	0	0	0
Cody Bass	1	0	0	0	0	0	0	0
Brendan Bell	1	0	0	0	0	0	0	0
Shean Donovan	1	0	0	0	-2	2	0	0
Chris Kelly	1	0	0	0	0	2	0	0
Chris Neil	1	0	0	0	0	0	0	0
Jarkko Ruutu	1	0	0	0	0	0	0	0
Anton Volchenkov	1	0	0	0	-2	2	0	0

Power Play: 1-4 25.0% / Penalty Killing: 3-6 50.0% Power Play: 3-6 50.0% / Penalty Killing: 3-4 75.0%


STARS	GOALTENDING					W	L	OT	SHOTS	SAVE%
	GP	MIN	GA	AVG	W					
Marty Turco	1	63	5	4.72	0	0	1	33	.848	
SENATORS	GP	MIN	GA	AVG	W	L	OT	SHOTS	SAVE%	
Martin Gerber	1	63	4	3.81	1	0	0	29	.862	

STARS VS. SENATORS: DID YOU KNOW?

Since the beginning of the 1996-97 season, the Dallas Stars rank second in the National Hockey League in home wins (298) and home points (661). Ottawa ranks fourth in both categories, racking up 276 home wins with 628 home points.



John Stevens
Head Coach



Mike Richards
Center

Philadelphia Flyers

Wachovia Center

3601 South Broad Street

Philadelphia, PA 19148



CLUB DIRECTORY

Chairman and Governor
General Manager
Assistant General Manager
Assistant General Manager
Head Coach
Assistant Coach
Assistant Coach
Assistant Coach
Goaltending Coach
Senior Director of Communications
Media Services and Publications Coordinator
Athletic Trainer, Strength Coach
Assistant Athletic Trainer
Head Equipment Manager
Equipment Manager
Equipment Manager
Massage Therapist
Arena (Capacity)
Public Relations Phone
Public Relations Fax
Press Box Phone
Web site

Ed Snider
Paul Holmgren
Barry Hanrahan
John Paddock
John Stevens
Joe Mullen
Jack McIlhargey
Craig Berube
Jeff Reese
Zack Hill
Joe Silville
Jim McCrossin
Sal Raffa
Derek Settemlyre
Harry Bricker
Anthony Oratorio
Brad Smith
Wachovia Center (19,523)
(215) 389-9554
(215) 389-9403
(215) 336-3600 x2115
www.philadelphiaflyers.com

DALLAS STARS VS. PHILADELPHIA FLYERS

SEASON	GP	OVERALL			HOME			ROAD		
		W-L-T-OTL	GF	GA	W-L-T-OTL	GF	GA	W-L-T-OTL	GF	GA
1967-68	10	3-6-1	23	33	1-3-1	14	17	2-3-0	9	16
1968-69	8	2-3-3	22	29	1-2-1	9	14	1-1-2	13	15
1969-70	8	3-4-1	16	25	2-1-1	10	10	1-3-0	6	15
1970-71	6	1-2-3	12	12	1-0-2	7	5	0-2-1	5	7
1971-72	6	3-1-2	14	8	2-0-1	10	4	1-1-1	4	4
1972-73	5	2-3-0	13	20	2-0-0	9	3	0-3-0	4	17
1973-74	6	0-4-2	16	28	0-2-1	8	13	0-2-1	8	15
1974-75	5	1-4-0	7	21	1-1-0	7	9	0-3-0	0	12
1975-76	5	0-3-2	14	24	0-1-2	11	15	0-2-0	3	9
1976-77	5	0-3-2	10	23	0-1-2	7	10	0-2-0	3	13
1977-78	5	2-3-0	14	19	0-2-0	5	11	2-1-0	9	8
1978-79	4	2-2-0	15	11	2-0-0	10	4	0-2-0	5	7
1979-80	4	1-3-0	15	17	1-1-0	9	7	0-2-0	6	10
1980-81	4	1-2-1	13	15	1-1-0	8	9	0-1-1	5	6
1981-82	3	1-1-1	10	9	1-0-0	5	3	0-1-1	5	6
1982-83	3	1-1-1	8	10	1-0-1	5	4	0-1-0	3	6
1983-84	3	1-0-2	12	11	1-0-0	4	3	0-0-2	8	8
1984-85	3	0-3-0	4	16	0-2-0	3	11	0-1-0	1	5
1985-86	3	0-2-1	7	14	0-1-0	1	4	0-1-1	6	10
1986-87	3	2-1-0	11	12	2-0-0	10	8	0-1-0	1	4
1987-88	3	1-2-0	12	13	0-1-0	4	5	1-1-0	8	8
1988-89	3	1-2-0	13	13	1-1-0	11	10	0-1-0	2	3
1989-90	3	1-2-0	15	18	1-0-0	6	5	0-2-0	9	13
1990-91	3	1-1-1	12	8	1-0-1	9	2	0-1-0	3	6
1991-92	3	0-3-0	5	13	0-2-0	2	8	0-1-0	3	5
1992-93	2	1-1-0	8	6	1-0-0	5	2	0-1-0	3	4
1993-94	2	2-0-0	12	3	1-0-0	8	0	1-0-0	4	3
1994-95	—	—	—	—	—	—	—	—	—	—
1995-96	2	0-1-1	5	10	0-0-1	4	4	0-1-0	1	6
1996-97	2	0-1-1	6	9	0-1-0	3	6	0-0-1	3	3
1997-98	2	1-0-1	4	3	1-0-0	1	0	0-0-1	3	3
1998-99	1	0-0-1	1	1	—	—	—	0-0-1	1	1
1999-00	2	1-0-1	3	1	1-0-0	2	0	0-0-1	1	1
2000-01	1	1-0-0	4	1	1-0-0	4	1	—	—	—
2001-02	2	0-1-1	4	5	0-0-1	3	3	0-1-0	1	2
2002-03	1	0-0-1	2	2	—	—	—	0-0-1	2	2
2003-04	2	0-0-2	4	4	0-0-1	2	2	0-0-1	2	2
2004-05	—	—	—	—	—	—	—	—	—	—
2005-06	—	—	—	—	—	—	—	—	—	—
2006-07	1	1-0-0	3	2	1-0-0	3	2	—	—	—
2007-08	1	1-0-0	4	1	—	—	—	1-0-0	4	1
2008-09	1	0-1-0	3	4	—	—	—	0-1-0	3	4
TOTALS:	136	38-66-32	376	474	28-23-16	219	214	10-43-16	157	260



PHILADELPHIA FLYERS

DALLAS STARS VS. PHILADELPHIA FLYERS 2008-09 SEASON SUMMARY

DATE	SCORE	DECIDING GOAL	GOALTENDERS	ATTENDANCE
Nov. 24	Dallas 3 at Philadelphia 4	Mike Knuble	Turco/Biron	19,171

GOALS BY PERIOD	1	2	3	OT	TOTAL	SHOTS BY PERIOD	1	2	3	OT	TOTAL
Stars:	1	2	0	—	3	Stars:	5	12	8	—	25
Flyers:	2	1	1	—	4	Flyers:	14	4	7	—	25

STARS SCORING

Player	GP	G	A	TP	+/-	PM	PP	SH
Mike Modano	1	2	0	2	0	0	0	0
Landon Wilson	1	1	0	1	0	0	0	0
Trevor Daley	1	0	1	1	0	0	0	0
Loui Eriksson	1	0	1	1	1	0	0	0
Mark Parrish	1	0	1	1	0	0	0	0
Brad Richards	1	0	1	1	0	0	0	0
Darryl Sydor	1	0	1	1	1	0	0	0
Sean Avery	1	0	0	0	-1	0	0	0
Krystofer Barch	1	0	0	0	1	0	0	0
Fabian Brunnstrom	1	0	0	0	-1	0	0	0
Chris Conner	1	0	0	0	-1	0	0	0
Nicklas Grossman	1	0	0	0	-1	0	0	0
Doug Janik	1	0	0	0	-1	0	0	0
James Neal	1	0	0	0	-1	0	0	0
Toby Petersen	1	0	0	0	0	2	0	0
Mike Ribeiro	1	0	0	0	-1	0	0	0
Stephane Robidas	1	0	0	0	1	0	0	0
Sergei Zubov	1	0	0	0	-2	0	0	0

FLYERS SCORING

Player	GP	G	A	TP	+/-	PM	PP	SH
Mike Knuble	1	2	0	2	1	2	0	0
Simon Gagne	1	0	2	2	2	0	0	0
Jeff Carter	1	1	0	1	-1	0	0	0
Scottie Upshall	1	1	0	1	1	2	0	0
Scott Hartnell	1	0	1	1	0	0	0	0
Joffrey Lupul	1	0	1	1	1	0	0	0
Mike Richards	1	0	1	1	2	0	0	0
Andrew Alberts	1	0	0	0	0	0	0	0
Arron Asham	1	0	0	0	-1	0	0	0
Matthew Carle	1	0	0	0	1	0	0	0
Braydon Coburn	1	0	0	0	1	4	0	0
Josh Gratton	1	0	0	0	-1	2	0	0
Jonathon Kalinski	1	0	0	0	-1	0	0	0
Glen Metropolit	1	0	0	0	1	0	0	0
Andreas Nodl	1	0	0	0	-1	0	0	0
Luca Sbisa	1	0	0	0	1	0	0	0
Kimmo Timonen	1	0	0	0	0	0	0	0
Ossi Vaananen	1	0	0	0	-1	0	0	0

Power Play:0-5 0.0% / Penalty Killing: 1-1 100.0%

Power Play: 0-1 0.0% / Penalty Killing: 5-5 100.0%

STARS	GP	MIN	GOALTENDING		W	L	OT	SHOTS	SAVE%
			GA	AVG					
Marty Turco	1	59	4	4.09	0	1	0	25	.840

FLYERS	GP	MIN	GA	AVG	W	L	OT	SHOTS	SAVE%

2009-2010 STARS VS. FLYERS

Tuesday, January 12 @ Philadelphia

6:00 p.m. CT

Thursday, March 18 @ American Airlines Center

7:30 p.m. CT

STARS VS. FLYERS: DID YOU KNOW?

Mike Modano scored his 500th career goal against Philadelphia on March 13, 2007. Since 1995-96, the Stars and Flyers have skated to overtime in nine of 17 meetings, including six of the last nine played in Philadelphia.



Wayne Gretzky
Head Coach



Shane Doan
Right Wing

Phoenix Coyotes

Jobing.com Arena
6751 N. Sunset Blvd. #200
Glendale, AZ 85305



CLUB DIRECTORY

Managing Partner, Alternate Governor and Head Coach
President, Chief Operating Officer and Alternate Governor
Executive VP, General Manager and Alt. Governor
Assistant General Manager
Associate Coach
Assistant Coach
Goaltending Coach
Video Coach
Vice President, News Content
Director of Media Relations
Manager of Communications
Head Athletic Trainer
Assistant Athletic Trainer
Head Equipment Manager
Equipment Manager
Assistant Equipment Manager
Arena (Capacity)
Public Relations Phone
Public Relations Fax
Web site

Wayne Gretzky
Douglas Moss
Don Maloney
Brad Treliving
Ulf Samuelsson
Doug Sulliman
Grant Fuhr
Steve Peters
Dave Vest
Sergey Kocharov
Rob Crean
Jason Serbus
John Bernal
Stan Wilson
Tony Silva
Jason Rudee

Jobing.com Arena (17,125)
(623) 772-3200
(623) 872-2000
www.phoenixcoyotes.com

DALLAS STARS VS. PHOENIX COYOTES*

SEASON	GP	OVERALL			HOME			ROAD		
		W-L-OL	GF	GA	W-L-OL	GF	GA	W-L-OL	GF	GA
1979-80	4	2-1-1	14	8	1-0-1	10	4	1-1-0	4	4
1980-81	4	4-0-0	18	10	2-0-0	8	4	2-0-0	10	6
1981-82	7	3-3-1	40	27	1-3-0	24	16	2-0-1	16	11
1982-83	3	3-0-0	12	7	1-0-0	4	1	2-0-0	8	6
1983-84	3	2-1-0	11	13	2-0-0	10	8	0-1-0	1	5
1984-85	3	1-2-0	8	9	1-0-0	4	0	0-2-0	4	9
1985-86	3	1-2-0	9	12	0-2-0	3	7	1-0-0	6	5
1986-87	3	1-2-0	11	12	1-0-0	4	2	0-2-0	7	10
1987-88	3	0-2-1	14	18	0-1-1	10	13	0-1-0	4	5
1988-89	3	2-1-0	11	5	1-0-0	5	1	1-1-0	6	4
1989-90	3	2-1-0	15	10	2-0-0	12	5	0-1-0	3	5
1990-91	3	1-2-0	8	10	0-1-0	4	6	1-1-0	4	4
1991-92	3	3-0-0	13	5	2-0-0	10	3	1-0-0	3	2
1992-93	4	1-3-0	17	25	1-1-0	7	11	0-2-0	10	14
1993-94	6	3-1-2	20	15	1-0-2	8	6	2-1-0	12	9
1994-95	4	2-2-0	16	13	1-1-0	9	9	1-1-0	7	4
1995-96	5	1-4-0	14	24	1-2-0	8	14	0-2-0	6	10
1996-97	6	3-2-1	20	19	1-2-0	10	11	2-0-1	10	8
1997-98	6	3-2-1	20	12	2-0-1	10	3	1-2-0	10	9
1998-99	6	4-2-0	11	10	2-1-0	6	5	2-1-0	5	5
1999-00	6	3-2-1	19	14	0-2-1	7	9	3-0-0	12	5
2000-01	5	1-2-2	12	14	0-1-1	3	5	1-1-1	9	9
2001-02	5	3-2-0	15	16	2-1-0	8	9	1-1-0	7	7
2002-03	5	3-0-2	17	8	1-0-1	7	3	2-0-1	10	5
2003-04	6	2-3-1	16	20	1-1-1	8	11	1-2-0	8	9
2004-05	-	----	--	--	----	--	--	----	--	--
2005-06	8	5-3-0	25	22	2-2-0	10	10	3-1-0	15	12
2006-07	8	7-1-0	29	15	3-1-0	16	9	4-0-0	13	6
2007-08	8	3-5-0	18	27	1-3-0	5	12	2-2-0	13	15
2008-09	6	2-2-2	13	15	1-2-0	5	7	1-0-2	8	8
TOTALS:	131	71-53-15	466	415	34-27-9	235	204	37-26-6	231	211

*includes record vs. Winnipeg Jets (1979-96)



PHOENIX COYOTES

DALLAS STARS VS. PHOENIX COYOTES 2008-09 SEASON SUMMARY

DATE	SCORE	DECIDING GOAL	GOALTENDERS	ATTENDANCE
Nov. 15	Dallas 3 at Phoenix 2	Loui Eriksson	Turco/Bryzgalov	15,508
Dec. 10	Phoenix 5 at Dallas 3	Martin Hanzal	Turco/Bryzgalov	16,374
Dec. 16	Phoenix 1 at Dallas 2*	Loui Eriksson (OT)	Turco/Bryzgalov	15,387
Jan. 10	Dallas 0 at Phoenix 1**	Kyle Turris (SO)	Turco/Bryzgalov	14,557
Feb. 11	Phoenix 1 at Dallas 0	Enver Lisin	Turco/Bryzgalov	16,440
Mar. 30	Dallas 5 at Phoenix 6*	Petr Prucha (OT)	Stephan/Bryzgalov	16,908

* overtime

** shootout

GOALS BY PERIOD	1	2	3	OT	TOTAL	SHOTS BY PERIOD	1	2	3	OT	TOTAL
Stars:	5	5	2	1	13	Stars:	53	59	54	9	175
Coyotes:	4	6	4	1	15	Coyotes:	46	67	58	3	174

STARS SCORING

Player	GP	G	A	TP	+/-	PM	PP	SH
Mike Ribeiro	6	0	7	7	2	4	0	0
Loui Eriksson	6	5	0	5	2	2	1	0
Chris Conner	3	1	4	5	3	0	0	0
Matt Niskanen	6	0	3	3	0	2	0	0
Darryl Sydor	5	1	1	2	1	2	0	0
Brendan Morrison	1	1	1	2	1	0	0	0
Toby Petersen	5	0	2	2	3	2	0	0
Stephane Robidas	4	0	2	2	1	4	0	0
Garrett Stafford	1	0	2	2	0	0	0	0
Fabian Brunnstrom	5	1	0	1	-3	2	0	0
Trevor Daley	5	1	0	1	-1	8	0	0
Andrew Hutchinson	5	1	0	1	0	6	0	0
James Neal	5	1	0	1	-4	0	1	0
Mark Parrish	4	1	0	1	0	2	1	0
Mike Modano	6	0	1	1	-4	4	0	0
Brad Richards	5	0	1	1	-3	2	0	0
Steve Ott	4	0	1	1	1	7	0	0
Sergei Zubov	1	0	1	1	-1	0	0	0
Nicklas Grossman	6	0	0	0	-2	0	0	0
Krystofer Barch	5	0	0	0	0	5	0	0
Jere Lehtinen	4	0	0	0	-2	0	0	0
Joel Lundqvist	3	0	0	0	-2	2	0	0
Tom Wandell	3	0	0	0	-1	0	0	0
Doug Janik	2	0	0	0	1	2	0	0
Brian Sutherby	2	0	0	0	0	4	0	0
Landon Wilson	2	0	0	0	1	0	0	0
Sean Avery	1	0	0	0	0	4	0	0
Steve Begin	1	0	0	0	2	7	0	0
Dan Jancevski	1	0	0	0	0	0	0	0
Brenden Morrow	1	0	0	0	-1	0	0	0

COYOTES SCORING

Player	GP	G	A	TP	+/-	PM	PP	SH
Enver Lisin	4	3	1	4	2	4	0	0
Martin Hanzal	5	2	2	4	3	2	0	0
Shane Doan	6	1	3	4	0	2	0	0
Steven Reinprecht	6	2	1	3	1	8	0	0
Petr Prucha	1	1	2	3	0	0	1	0
Ed Jovanovski	6	0	3	3	2	2	0	0
Viktor Tikhonov	4	0	3	3	3	4	0	0
Olli Jokinen	5	2	0	2	-2	6	2	0
Scottie Upshall	1	2	0	2	-1	0	1	0
Ken Klee	6	0	2	2	5	0	0	0
Zbynek Michalek	6	0	2	2	3	2	0	0
Peter Mueller	4	0	2	2	-2	0	0	0
Matthew Lombardi	1	0	2	2	0	0	0	0
Todd Fedoruk	5	1	0	1	-2	4	0	0
Kevin Porter	2	1	0	1	-1	1	0	0
Mikkel Boedker	6	0	1	1	-1	2	0	0
Derek Morris	5	0	1	1	-2	2	0	0
Keith Yandle	5	0	1	1	-2	4	0	0
Daniel Winnik	2	0	1	1	-1	0	0	0
Daniel Carcillo	2	0	0	0	-3	14	0	0
Joakim Lindstrom	2	0	0	0	1	2	0	0
Kurt Sauer	2	0	0	0	-3	2	0	0
Kyle Turris	2	0	0	0	0	4	0	0
David Hale	2	0	0	0	0	0	0	0
Garth Murray	2	0	0	0	0	0	0	0
Steven Goetzten	1	0	0	0	0	0	0	0
Jeff Hoggan	1	0	0	0	0	0	0	0
Dmitri Kalinin	1	0	0	0	0	1	0	0
Joel Perrault	1	0	0	0	0	0	0	0
Brandon Prust	1	0	0	0	0	5	0	0

Power Play: 3-21 14.3% / Penalty Killing: 19-23 82.6%

Power Play: 4-23 17.4% / Penalty Killing: 18-21 85.7%

STARS	GP	MIN	GOALTENDING		W	L	OT	SHOTS	SAVE%
			GA	AVG					
Marty Turco	5	307	8	1.56	2	2	1	140	.943
Tobias Stephan	1	61	6	5.93	0	0	1	33	.818

COYOTES	GP	MIN	GA	AVG	W	L	OT	SHOTS	SAVE%

2009-2010 STARS VS. COYOTES

Saturday, November 14 @ Phoenix	7:00 p.m. CT
Friday, November 27 @ Phoenix	8:00 p.m. CT
Sunday, January 31 @ American Airlines Center	5:00 p.m. CT
Saturday, February 6 @ American Airlines Center	5:00 p.m. CT
Saturday, February 13 @ Phoenix	7:00 p.m. CT
Sunday, March 21 @ American Airlines Center	6:00 p.m. CT

STARS VS. COYOTES: DID YOU KNOW?

Over the course of his career, Mike Modano has scored more points against the Phoenix organization than any other NHL club. He has posted 36 goals and 56 assists for 92 points, which is also the most any active player has scored against the Coyotes/Jets.



Dan Bylsma
Head Coach



Sidney Crosby
Center

Pittsburgh Penguins

Mellon Arena

66 Mario Lemieux Place

Pittsburgh, PA 15219



CLUB DIRECTORY

Co-owner/Chairman
President
Executive Vice President/General Manager
Assistant General Manager
Head Coach
Assistant Coach
Assistant Coach
Assistant Coach
Goaltending Coach
Vice President, Communications
Director of Communications
Communications Coordinator
Equipment Manager
Assistant Equipment Managers
Head Athletic Trainer
Assistant Athletic Trainer
Arena (Capacity)
Media Relations Phone
Media Relations Fax
Press Box Phone
Web site

Mario Lemieux
David Morehouse
Ray Shero
Jason Botterill
Dan Bylsma
Tom Fitzgerald
Mike Yeo
Tony Granato
Gilles Meloche
Tom McMillan
Jennifer Bullano
Erik Heasley
Dana Heinze
Paul DeFazio, Danny Kroll
Chris Stewart
Scott Adams
Mellon Arena (16,940)
(412) 642-1827
(412) 642-1322
(412) 642-1810
www.pittsburghpenguins.com

DALLAS STARS VS. PITTSBURGH PENGUINS

SEASON	GP	OVERALL			HOME			ROAD		
		W-L-OL	GF	GA	W-L-OL	GF	GA	W-L-OL	GF	GA
1967-68	10	3-4-3	29	33	2-2-1	12	12	1-2-2	17	21
1968-69	8	3-5-0	15	25	1-3-0	7	11	2-2-0	8	14
1969-70	8	2-5-1	27	33	1-2-1	16	18	1-3-0	11	15
1970-71	6	3-1-2	13	12	2-0-1	11	8	1-1-1	2	4
1971-72	6	4-2-0	17	11	3-0-0	8	3	1-2-0	9	8
1972-73	5	3-2-0	21	18	2-0-0	14	7	1-2-0	7	11
1973-74	5	2-2-1	20	17	2-1-0	15	9	0-1-1	5	8
1974-75	4	1-3-0	14	21	1-1-0	10	11	0-2-0	4	10
1975-76	4	1-2-1	10	15	1-1-0	9	9	0-1-1	1	6
1976-77	4	1-3-0	9	17	1-1-0	5	6	0-2-0	4	11
1977-78	4	2-2-0	17	18	2-0-0	14	5	0-2-0	3	13
1978-79	4	1-3-0	11	19	1-1-0	6	8	0-2-0	5	11
1979-80	4	3-1-0	15	12	2-0-0	8	5	1-1-0	7	7
1980-81	4	3-1-0	18	13	2-0-0	14	8	1-1-0	4	5
1981-82	3	2-1-0	15	14	1-0-0	4	3	1-1-0	11	11
1982-83	3	2-0-1	16	8	1-0-1	9	8	1-0-0	7	0
1983-84	3	2-1-0	12	12	1-0-0	6	4	1-1-0	6	8
1984-85	3	2-1-0	10	10	1-1-0	5	6	1-0-0	5	4
1985-86	3	0-3-0	7	10	0-1-0	3	4	0-2-0	4	6
1986-87	3	0-3-0	7	16	0-2-0	5	11	0-1-0	2	5
1987-88	3	1-2-0	9	12	1-0-0	6	3	0-2-0	3	9
1988-89	3	2-1-0	11	12	1-1-0	9	11	1-0-0	2	1
1989-90	3	1-1-1	16	14	0-0-1	4	4	1-1-0	12	10
1990-91	3	1-2-0	10	11	1-1-0	7	7	0-1-0	3	4
1991-92	3	1-2-0	8	13	1-1-0	7	5	0-1-0	1	8
1992-93	2	1-1-0	7	7	0-1-0	1	4	1-0-0	6	3
1993-94	2	2-0-0	12	5	1-0-0	3	2	1-0-0	9	3
1994-95	—	—	—	—	—	—	—	—	—	—
1995-96	2	0-2-0	3	9	0-1-0	1	5	0-1-0	2	4
1996-97	2	1-1-0	7	5	1-0-0	6	2	0-1-0	1	3
1997-98	2	1-0-1	5	2	0-0-1	0	0	1-0-0	5	2
1998-99	2	1-0-1	8	6	1-0-0	6	4	0-0-1	2	2
1999-00	1	1-0-0	6	4	1-0-0	6	4	—	—	—
2000-01	2	2-0-0	14	7	1-0-0	6	5	1-0-0	8	2
2001-02	1	0-1-0	2	3	—	—	—	0-1-0	2	3
2002-03	1	1-0-0	3	1	1-0-0	3	1	—	—	—
2003-04	1	0-1-0	0	4	—	—	—	0-1-0	0	4
2004-05	—	—	—	—	—	—	—	—	—	—
2005-06	—	—	—	—	—	—	—	—	—	—
2006-07	1	0-0-1	3	4	0-0-1	3	4	—	—	—
2007-08	1	0-1-0	1	4	—	—	—	0-1-0	1	4
2008-09	1	0-1-0	1	4	0-1-0	1	4	—	—	—
TOTALS:	130	56-61-13	429	461	37-22-7	250	221	19-39-6	179	240



PITTSBURGH PENGUINS

DALLAS STARS VS. PITTSBURGH PENGUINS 2008-09 SEASON SUMMARY

DATE	SCORE	DECIDING GOAL	GOALTENDERS	ATTENDANCE
Mar. 1	Pittsburgh 4 at Dallas 1	Kristopher Letang	Stephan/Fleury	18,532

GOALS BY PERIOD	1	2	3	OT	TOTAL	SHOTS BY PERIOD	1	2	3	OT	TOTAL
Stars:	0	0	1	—	1	Stars:	5	10	6	—	21
Penguins:	2	2	0	—	4	Penguins:	9	4	10	—	23

STARS SCORING

Player	GP	G	A	TP	+/-	PM	PP	SH
Loui Eriksson	1	1	0	1	-1	0	1	0
Chris Conner	1	0	1	1	-1	0	0	0
Mike Modano	1	0	1	1	-1	2	0	0
Krystofer Barch	1	0	0	0	0	2	0	0
Steve Begin	1	0	0	0	0	0	0	0
Trevor Daley	1	0	0	0	-3	2	0	0
Mark Fistric	1	0	0	0	0	2	0	0
Nicklas Grossman	1	0	0	0	-1	0	0	0
Jere Lehtinen	1	0	0	0	-1	0	0	0
Joel Lundqvist	1	0	0	0	-1	0	0	0
James Neal	1	0	0	0	-1	0	0	0
Matt Niskanen	1	0	0	0	0	0	0	0
Mark Parrish	1	0	0	0	0	2	0	0
Mike Ribeiro	1	0	0	0	-2	0	0	0
Stephane Robidas	1	0	0	0	-2	0	0	0
Raymond Sawada	1	0	0	0	-1	0	0	0
Brian Sutherby	1	0	0	0	0	0	0	0
Darryl Sydor	1	0	0	0	0	2	0	0

PENGUINS SCORING

Player	GP	G	A	TP	+/-	PM	PP	SH
Evgeni Malkin	1	1	2	3	3	0	1	0
Kristopher Letang	1	1	0	1	1	0	0	0
Miroslav Satan	1	1	0	1	1	2	0	0
Jordan Staal	1	1	0	1	1	2	0	0
Ruslan Fedotenko	1	0	1	1	1	2	0	0
Chris Kunitz	1	0	1	1	0	0	0	0
Matt Cooke	1	0	0	0	0	0	0	0
Pascal Dupuis	1	0	0	0	1	0	0	0
Mark Eaton	1	0	0	0	0	0	0	0
Hal Gill	1	0	0	0	1	4	0	0
Eric Godard	1	0	0	0	0	0	0	0
Sergei Gonchar	1	0	0	0	1	0	0	0
Tyler Kennedy	1	0	0	0	1	0	0	0
Brooks Orpik	1	0	0	0	1	0	0	0
Rob Scuderi	1	0	0	0	2	0	0	0
Petr Sykora	1	0	0	0	0	2	0	0
Maxime Talbot	1	0	0	0	0	0	0	0
Tim Wallace	1	0	0	0	1	0	0	0

Power Play: 1-6 16.7% / Penalty Killing: 5-6 83.3%

Power Play: 1-6 16.7% / Penalty Killing: 5-6 83.3%

STARS	GOALTENDING							SHOTS	SAVE%
	GP	MIN	GA	AVG	W	L	OT		
Tobias Stephan	1	60	4	4.01	0	1	0	23	.826

PENGUINS	GOALTENDING							SHOTS	SAVE%
	GP	MIN	GA	AVG	W	L	OT		
Marc-Andre Fleury	1	60	1	1.00	1	0	0	21	.952

2009-2010 STARS VS. PENGUINS

Saturday, March 6 @ Pittsburgh


12:00 p.m. CT

STARS VS. PENGUINS: DID YOU KNOW?

The Dallas Stars have earned a point in 10 of their last 14 meetings with the Penguins, going 7-4-3 with a 52-40 scoring advantage. Since moving to Dallas prior to the 1993-94 NHL season, Dallas is 6-1-2 on home ice against Pittsburgh.



Andy Murray
Head Coach



Brad Boyes
Center

St. Louis Blues

Scottrade Center

1401 Clark Avenue

St. Louis, MO 63103



CLUB DIRECTORY

Chairman
 President of Hockey Operations/Alt. Governor
 Sr. V.P. and General Manager
 Assistant General Manager/Director of Amateur Scouting
 Head Coach
 Assistant Coach
 Assistant Coach/Goaltending Coach
 Assistant Coach
 Strength and Conditioning Coach
 Vice President, Public Relations
 Assistant Director, Public Relations and Team Services
 Athletic Trainer
 Equipment Manager
 Assistant Equipment Manager
 Arena (Capacity)
 Public Relations Phone
 Public Relations Fax
 Press Box Phone
 Press Box Fax
 Web site

Dave W. Checketts
 John Davidson
 Larry Pleau
 Jarmo Kekalainen
 Andy Murray
 Ray Bennett
 Rich Wamsley
 Brad Shaw
 Nelson Aytte
 Mike Caruso
 Rich Jankowski
 Ray Barile
 Bert Godin
 Joel Farnsworth
 ScottradeCenter (19,150)
 (314) 622-2577
 (314) 622-2533
 (314) 589-5300
 (314) 589-2537
 www.stlouisblues.com

DALLAS STARS VS. ST. LOUIS BLUES

SEASON	GP	OVERALL			HOME			ROAD		
		W-L-OL	GF	GA	W-L-OL	GF	GA	W-L-OL	GF	GA
1967-68	10	3-5-2	24	27	2-2-1	13	11	1-3-1	11	16
1968-69	8	2-4-2	11	20	0-3-1	3	9	2-1-1	8	11
1969-70	8	2-4-2	25	33	2-1-1	14	16	0-3-1	11	17
1970-71	6	3-1-2	17	10	2-0-1	10	4	1-1-1	7	6
1971-72	6	4-2-0	18	14	2-1-0	11	5	2-1-0	7	9
1972-73	6	2-2-2	17	17	1-1-1	10	10	1-1-1	7	7
1973-74	5	3-1-1	22	12	1-0-1	12	5	2-1-0	10	7
1974-75	6	1-5-0	17	25	1-2-0	10	14	0-3-0	7	11
1975-76	6	2-4-0	16	19	1-2-0	6	9	1-2-0	10	10
1976-77	6	2-2-2	15	17	2-1-0	10	10	0-1-2	5	7
1977-78	6	1-4-1	8	19	1-2-0	4	6	0-2-1	4	13
1978-79	4	2-1-1	20	16	1-0-1	12	4	1-1-0	8	12
1979-80	4	3-1-0	16	8	2-0-0	12	5	1-1-0	4	3
1980-81	4	2-1-1	14	9	1-0-1	8	5	1-1-0	6	4
1981-82	7	3-3-1	28	27	2-0-1	19	9	1-3-0	9	18
1982-83	8	3-0-5	33	26	1-0-3	14	13	2-0-2	19	13
1983-84	8	5-2-1	39	33	2-1-1	18	16	3-1-0	21	17
1984-85	8	1-6-1	23	32	1-2-1	14	14	0-4-0	9	18
1985-86	8	4-3-1	30	31	3-1-0	17	16	1-2-1	13	15
1986-87	8	2-5-1	31	38	1-2-1	15	18	1-3-0	16	20
1987-88	8	2-5-1	23	32	0-4-0	9	14	2-1-1	14	18
1988-89	8	2-3-3	27	31	2-2-0	15	16	0-1-3	12	15
1989-90	8	4-4-0	22	20	3-1-0	9	3	1-3-0	13	17
1990-91	8	1-5-2	22	24	1-3-0	15	14	0-2-2	7	10
1991-92	8	2-4-2	23	29	2-0-2	14	8	0-4-0	9	21
1992-93	9	3-5-1	26	34	2-1-1	12	10	1-4-0	14	24
1993-94	6	3-2-1	23	17	3-0-0	15	6	0-2-1	8	11
1994-95	5	2-3-0	15	21	1-2-0	8	12	1-1-0	7	9
1995-96	6	2-3-1	13	17	1-2-0	6	10	1-1-1	7	7
1996-97	5	2-2-1	19	20	1-0-1	8	7	1-2-0	11	13
1997-98	6	2-4-0	12	21	1-2-0	6	12	1-2-0	6	9
1998-99	6	2-1-1	16	14	2-0-0	11	6	0-1-1	5	8
1999-00	4	2-2-0	12	11	1-1-0	5	5	1-1-0	7	6
2000-01	3	0-0-3	7	8	0-0-2	4	4	0-0-1	3	4
2001-02	4	1-1-2	8	11	1-0-1	4	4	0-1-1	4	7
2002-03	4	2-1-1	12	10	1-0-1	5	3	1-1-0	7	7
2003-04	4	3-1-0	9	5	2-0-0	5	1	1-1-0	4	4
2004-05	—	—	—	—	—	—	—	—	—	—
2005-06	4	3-0-1	16	8	2-0-0	7	3	1-0-1	9	5
2006-07	4	1-3-0	9	12	1-1-0	6	5	0-2-0	3	7
2007-08	4	3-1-0	15	11	2-0-0	10	6	1-1-0	5	5
2008-09	4	1-3-0	9	18	1-1-0	6	7	0-2-0	3	11
TOTALS:	248	93-109-46	762	807	59-41-23	412	355	34-68-23	350	452



ST. LOUIS BLUES

DALLAS STARS VS. ST. LOUIS BLUES

2008-09 SEASON SUMMARY

DATE	SCORE	DECIDING GOAL	GOALTENDERS	ATTENDANCE
Oct. 16	Dallas 1 at St. Louis 6	Jay McKee	Turco/Legace	17,151
Feb. 26	St. Louis 3 at Dallas 1	T.J. Oshie	Turco/Mason	17,603
Mar. 10	Dallas 2 at St. Louis 5	Brad Winchester	Turco, Stephan/Mason	17,708
Apr. 4	St. Louis 4 at Dallas 5*	Trevor Daley (OT)	Climie/Mason	18,532

* overtime

GOALS BY PERIOD	1	2	3	OT	TOTAL	SHOTS BY PERIOD	1	2	3	OT	TOTAL
Stars:	3	3	2	1	9	Stars:	40	32	45	1	118
Blues:	6	8	4	0	18	Blues:	33	38	27	0	98

STARS SCORING

Player	GP	G	A	TP	+/-	PM	PP	SH
Mike Ribeiro	4	2	1	3	-2	6	0	0
Trevor Daley	4	1	2	3	-3	2	0	0
Loui Eriksson	4	2	0	2	-1	0	0	0
James Neal	4	1	1	2	-2	8	1	0
Steve Ott	3	1	1	2	1	0	0	0
Mike Modano	4	0	2	2	-2	6	0	0
Matt Niskanen	4	0	2	2	-2	2	0	0
Tom Wandell	1	0	2	2	2	0	0	0
Krystofer Barch	3	1	0	1	0	10	0	0
Jere Lehtinen	2	1	0	1	1	2	0	0
Fabian Brunstrom	3	0	1	1	-1	0	0	0
Darryl Sydor	4	0	1	1	2	0	0	0
Mark Fistric	4	0	0	0	-1	4	0	0
Nicklas Grossman	4	0	0	0	-2	2	0	0
Chris Conner	3	0	0	0	-6	0	0	0
Stephane Robidas	3	0	0	0	-4	2	0	0
Steve Begin	2	0	0	0	-1	0	0	0
Joel Lundqvist	2	0	0	0	1	0	0	0
Brendan Morrison	2	0	0	0	2	2	0	0
Mark Parrish	2	0	0	0	-1	2	0	0
Brian Sutherby	2	0	0	0	-2	17	0	0
Sean Avery	1	0	0	0	-2	0	0	0
Philippe Boucher	1	0	0	0	0	0	0	0
Brandon Crombeen	1	0	0	0	0	0	0	0
Andrew Hutchinson	1	0	0	0	0	0	0	0
Brenden Morrow	1	0	0	0	-2	4	0	0
Toby Petersen	1	0	0	0	1	0	0	0
Brad Richards	1	0	0	0	-2	0	0	0
Raymond Sawada	1	0	0	0	0	0	0	0
Laridon Wilson	1	0	0	0	0	0	0	0

BLUES SCORING

Player	GP	G	A	TP	+/-	PM	PP	SH
Brad Boyes	4	3	4	7	0	0	1	0
David Backes	4	2	2	4	5	2	0	0
David Perron	4	2	2	4	4	4	0	0
Keith Tkachuk	4	2	2	4	3	4	1	0
T.J. Oshie	4	2	1	3	5	0	1	0
Mike Weaver	4	0	3	3	1	0	0	0
Patrik Berglund	4	1	1	2	4	0	0	0
Jay McKee	4	1	1	2	4	11	0	0
Barret Jackman	4	0	2	2	0	4	0	0
Carlo Colaiacovo	3	0	2	2	-1	0	0	0
Paul Kariya	1	0	2	2	0	0	0	0
Jay McClement	4	1	0	1	0	0	0	0
Brad Winchester	3	1	0	1	1	11	1	0
Eric Brewer	1	1	0	1	1	0	1	0
Yan Stastny	1	1	0	1	1	0	0	0
Steve Wagner	1	1	0	1	1	0	0	0
Andy McDonald	4	0	1	1	-1	4	0	0
Roman Polak	4	0	1	1	1	2	0	0
Alexander Steen	3	0	1	1	-3	0	0	0
Dwayne King	1	0	1	1	0	0	0	0
Brandon Crombeen	3	0	0	0	-2	4	0	0
Cam Janssen	3	0	0	0	0	7	0	0
Jeff Woywitka	3	0	0	0	3	2	0	0
Dan Hinote	1	0	0	0	-1	0	0	0

Power Play: 1-17 5.9% / Penalty Killing: 12-17 70.6%

Power Play: 5-17 29.4% / Penalty Killing: 16-17 94.1%

GOALTENDING

STARS	GP	MIN	GA	AVG	W	L	OT	SHOTS	SAVE%
Marty Turco	3	110	11	5.99	0	3	0	48	.771
Tobias Stephan	2	68	3	2.65	0	0	0	24	.875
Matt Climie	1	60	4	3.98	1	0	0	26	.846

BLUES	GP	MIN	GA	AVG	W	L	OT	SHOTS	SAVE%
Chris Mason	3	180	8	2.66	2	0	1	88	.909
Manny Legace	1	60	1	1.00	1	0	0	30	.967

2009-2010 STARS VS. BLUES

Saturday, October 24 @ St. Louis	7:00 p.m. CT
Wednesday, November 25 @ American Airlines Center	7:30 p.m. CT
Thursday, March 4 @ American Airlines Center	7:30 p.m. CT
Saturday, April 3 @ St. Louis	7:00 p.m. CT

STARS VS. BLUES: DID YOU KNOW?

Since the organization's NHL inception in 1967, the Stars have faced off against the St. Louis Blues 248 times, more than any other club, with St. Louis holding a 109-93-46 edge in the all-time series. The Stars have faced the Chicago Blackhawks on 238 occasions and the Detroit Red Wings 228 times.



Todd McLellan
Head Coach



Joe Thornton
Center

San Jose Sharks

HP Pavilion at San Jose

525 West Santa Clara St.

San Jose, CA 95113



CLUB DIRECTORY

President & Chief Executive Officer
Executive Vice President & General Manager
Vice President & Assistant General Manager
Director of Hockey Operations
Head Coach
Assistant Coach
Assistant Coach
Assistant Coach
Senior Director of Communications
Director of Media Relations
Media Relations Manager
Media Relations and Team Services Coordinator
Head Athletic Trainer
Assistant Athletic Trainer
Strength and Conditioning Coordinator
Equipment Manager
Assistant Equipment Manager
Arena (Capacity)
Public Relations Phone
Public Relations Fax
Press Box Phone
Web site

Greg Jamison
Doug Wilson
Wayne Thomas
Joe Will
Todd McLellan
Trent Yawney
Matt Shaw
Jay Woodcroft
Ken Arnold
Scott Emmert
Tom Holy
Ryan Stern
Ray Tufts
Wes Howard
Mike Potenza
Mike Aldrich
Rick Bronwell
HP Pavilion at San Jose (17,496)
(408) 999-5711
(408) 999-5822
(408) 999-5871
www.sjsharks.com

DALLAS STARS VS. SAN JOSE SHARKS

SEASON	GP	OVERALL			HOME			ROAD		
		W-L-OL	GF	GA	W-L-OL	GF	GA	W-L-OL	GF	GA
1991-92	3	3-0-0	18	8	1-0-0	7	4	2-0-0	11	4
1992-93	3	3-0-0	21	8	2-0-0	14	5	1-0-0	7	3
1993-94	4	2-2-0	13	14	1-1-0	5	7	1-1-0	8	7
1994-95	4	0-3-1	9	13	0-1-1	6	7	0-2-0	3	6
1995-96	4	4-0-0	12	7	2-0-0	6	3	2-0-0	6	4
1996-97	4	0-4-0	4	10	0-2-0	2	4	0-2-0	2	6
1997-98	4	2-2-0	7	7	0-2-0	1	5	2-0-0	6	2
1998-99	6	4-1-1	13	11	2-0-1	8	6	2-1-0	5	5
1999-00	6	2-4-0	12	17	1-2-0	6	8	1-2-0	6	9
2000-01	5	3-1-1	14	11	1-1-0	3	3	2-0-1	11	8
2001-02	5	2-2-1	12	12	1-1-1	7	7	1-1-0	5	5
2002-03	5	5-0-0	16	6	2-0-0	6	1	3-0-0	10	5
2003-04	6	3-1-2	15	8	2-0-1	10	4	1-1-1	5	4
2004-05	—	—	—	—	—	—	—	—	—	—
2005-06	8	4-2-2	24	26	2-0-2	13	11	2-2-0	11	15
2006-07	8	5-3-0	18	16	2-2-0	8	10	3-1-0	10	6
2007-08	8	4-2-2	24	20	1-2-1	11	12	3-0-1	13	8
2008-09	6	1-5-0	10	18	0-3-0	3	10	1-2-0	7	8
TOTALS:	89	47-32-10	242	212	20-17-7	116	107	27-15-3	126	105

2009-2010 STARS VS. SHARKS

Thursday, November 12 @ San Jose	9:30 p.m. CT
Friday, December 11 @ San Jose	9:00 p.m. CT
Monday, December 21 @ American Airlines Center	7:30 p.m. CT
Tuesday, March 16 @ American Airlines Center	7:30 p.m. CT
Thursday, March 25 @ San Jose	9:30 p.m. CT
Wednesday, March 31 @ American Airlines Center	7:30 p.m. CT



SAN JOSE SHARKS

DALLAS STARS VS. SAN JOSE SHARKS 2008-09 SEASON SUMMARY

DATE	SCORE	DECIDING GOAL	GOALTENDERS	ATTENDANCE
Nov. 8	Dallas 1 at San Jose 2	Patrick Marleau	Turco/Boucher	17,496
Nov. 28	San Jose 6 at Dallas 2	Dan Boyle	Turco, Stephan/Nabokov	18,532
Dec. 29	San Jose 3 at Dallas 1	Milan Michalek	Turco/Nabokov	18,532
Feb. 23	San Jose 1 at Dallas 0	Devin Setoguchi	Turco/Nabokov	17,899
Mar. 3	Dallas 4 at San Jose 1	Mike Modano	Turco/Boucher	17,496
Mar. 21	Dallas 2 at San Jose 5	Joe Pavelski	Turco/Nabokov	17,496

GOALS BY PERIOD	1	2	3	OT	TOTAL	SHOTS BY PERIOD	1	2	3	OT	TOTAL
Stars:	3	1	6	0	10	Stars:	60	44	61	0	165
Sharks:	8	4	6	0	18	Sharks:	43	55	63	0	161

STARS SCORING

Player	GP	G	A	TP	+/-	PM	PP	SH
Loui Eriksson	6	3	1	4	-4	0	0	0
James Neal	5	3	0	3	1	4	0	0
Mike Ribeiro	6	0	3	3	-1	8	0	0
Matt Niskanen	6	1	1	2	-2	4	0	0
Mike Modano	5	1	1	2	-4	4	1	0
Brian Sutherby	3	1	1	2	2	0	0	0
Fabian Brunstrom	5	0	2	2	1	0	0	0
Steve Ott	5	0	2	2	-2	2	0	0
Stephane Robidas	6	1	0	1	-1	2	0	0
Nicklas Grossman	6	0	1	1	-2	6	0	0
Mark Parrish	4	0	1	1	-2	2	0	0
Brad Richards	4	0	1	1	-5	2	0	0
Brendan Morrison	1	0	1	1	-2	0	0	0
Krystofer Barch	6	0	0	0	-1	7	0	0
Trevor Daley	6	0	0	0	-2	0	0	0
Darryl Sydor	5	0	0	0	1	4	0	0
Jere Lehtinen	4	0	0	0	-1	0	0	0
Toby Petersen	4	0	0	0	0	0	0	0
Chris Conner	3	0	0	0	0	0	0	0
Mark Fistric	3	0	0	0	0	2	0	0
Sean Avery	2	0	0	0	0	4	0	0
Joel Lundqvist	2	0	0	0	0	2	0	0
Landon Wilson	2	0	0	0	-1	2	0	0
Sergei Zubov	2	0	0	0	0	0	0	0
Steve Begin	1	0	0	0	0	0	0	0
Philippe Boucher	1	0	0	0	-1	0	0	0
Brandon Crombeen	1	0	0	0	0	5	0	0
Andrew Hutchinson	1	0	0	0	-1	0	0	0
Brenden Morrow	1	0	0	0	0	2	0	0
Raymond Sawada	1	0	0	0	0	0	0	0

SHARKS SCORING

Player	GP	G	A	TP	+/-	PM	PP	SH
Joe Pavelski	6	2	5	7	6	18	0	0
Joe Thornton	6	2	4	6	3	22	2	0
Devin Setoguchi	5	2	4	6	5	0	0	0
Ryane Clowe	5	1	5	6	3	5	0	0
Dan Boyle	6	3	2	5	5	6	1	0
Patrick Marleau	6	2	3	5	1	0	0	1
Milan Michalek	6	3	0	3	5	4	1	0
Christian Erhoff	5	0	2	2	-1	2	0	0
Rob Blake	6	1	0	1	0	6	0	0
Jonathan Cheechoo	5	1	0	1	-1	4	0	0
Tomas Plihal	5	1	0	1	-2	8	0	0
Brad Lukowich	6	0	1	1	7	4	0	0
Marc-Edouard Vlasic	6	0	1	1	0	2	0	0
Jeremy Roenick	3	0	1	1	1	2	0	0
Douglas Murray	6	0	0	0	-2	0	0	0
Jody Shelley	6	0	0	0	-2	4	0	0
Marcel Goc	4	0	0	0	-2	2	0	0
Mike Grier	4	0	0	0	0	0	0	0
Brad Staubitz	3	0	0	0	0	7	0	0
Jamie McGinn	2	0	0	0	-1	0	0	0
Alexei Semenov	2	0	0	0	1	0	0	0
Tom Cavanagh	1	0	0	0	0	0	0	0
Lukas Kaspar	1	0	0	0	-1	0	0	0
Claude Lemieux	1	0	0	0	0	0	0	0
Travis Moen	1	0	0	0	-1	2	0	0
Ryan Vesce	1	0	0	0	0	0	0	0

Power Play: 1-29 3.4% / Penalty Killing: 20-24 83.3%

Power Play: 4-24 16.7% / Penalty Killing: 28-29 96.6%

STARS	GP	MIN	GOALTENDING			SHOTS	SAVE%		
			GA	AVG	W			L	OT
Marty Turco	6	337	15	2.67	1	5	0	148	.899
Tobias Stephan	1	20	1	3.00	0	0	0	11	.909

SHARKS	GP	MIN	GA	AVG	W	L	OT	SHOTS	SAVE%
Brian Boucher	2	120	5	2.50	1	1	0	55	.909

STARS VS. SHARKS: DID YOU KNOW?

The series-deciding Game 6 between Dallas and San Jose in the Western Conference Semifinals on May 4, 2008 was the eighth-longest game in NHL history and the third-longest game in Stars history, going into four overtimes. Brenden Morrow scored the game-winner at the 69:03 mark of overtime. The game officially lasted 5 hours and 14 minutes, beginning at 8:10 p.m. and ending at 1:24 a.m. The final score was a 2-1 Stars victory. Four of the six games in the series went into overtime, with Dallas winning three.



Rick Tocchet
Head Coach



Vincent Lecavalier
Center

Tampa Bay Lightning

St. Pete Times Forum

401 Channelside Dr.

Tampa, FL 33602



CLUB DIRECTORY

Ownership Group
Owner, Governor
Owner, Alt. Governor, President
Executive Vice President, Hockey Operations
Assistant General Managers
Director of Player Personnel
Director of Team Services
Head Coach
Associate Coach
Assistant Coaches
Strength and Conditioning Coach
Video Coach
Head Athletic Trainer
Assistant Medical Trainer
Equipment Manager
Assistant Equipment Managers
Executive V.P., Communications
Director, Public Relations
Media Relations Manager
Arena (Capacity)
Media Relations Phone
Media Relations Fax
Press Box Phone
Press Box Fax
Web site

OK Hockey
Oren Koules
Len Barrie
Brian Lawton
Claude Loiselle, Tom Kurvers
Jim Hammett
Ryan Belec
Rick Tocchet
Rick Wilson
Cap Raeder, Wes Walz
Chuck Lobe
Nigel Kirwan
Thomas Mulligan
Mike Poirier
Ray Thill
Rob Kennedy, Clay Roffer
Bill Wickett
Jay Preble
Brian Breseman
St. Pete Times Forum (19,758)
(813) 301-6739
(813) 301-1487
(813) 301-6873
(813) 301-1488
www.tampabaylightning.com

DALLAS STARS VS. TAMPA BAY LIGHTNING

SEASON	GP	OVERALL			HOME			ROAD		
		W-L-OL	GF	GA	W-L-OL	GF	GA	W-L-OL	GF	GA
1992-93	7	5-1-1	22	14	2-1-0	11	9	3-0-1	11	5
1993-94	2	1-0-1	6	5	1-0-0	4	3	0-0-1	2	2
1994-95	—	—	—	—	—	—	—	—	—	—
1995-96	2	0-1-1	5	7	0-0-1	3	3	0-1-0	2	4
1996-97	2	2-0-0	6	1	1-0-0	4	0	1-0-0	2	1
1997-98	2	2-0-0	8	1	1-0-0	3	0	1-0-0	5	1
1998-99	2	2-0-0	10	5	1-0-0	6	4	1-0-0	4	1
1999-00	2	1-1-0	5	4	0-1-0	1	2	1-0-0	4	2
2000-01	2	2-0-0	9	4	1-0-0	6	2	1-0-0	3	2
2001-02	1	1-0-0	2	1	—	—	—	1-0-0	2	1
2002-03	1	0-1-0	1	4	0-1-0	1	4	—	—	—
2003-04	1	1-0-0	2	1	—	—	—	1-0-0	2	1
2004-05	—	—	—	—	—	—	—	—	—	—
2005-06	1	0-1-0	3	6	0-1-0	3	6	—	—	—
2006-07	1	1-0-0	2	1	—	—	—	1-0-0	2	1
2007-08	—	—	—	—	—	—	—	—	—	—
2008-09	1	0-1-0	2	4	—	—	—	0-1-0	2	4
TOTALS:	27	18-6-3	83	58	7-4-1	42	33	11-2-2	41	25

2009-2010 STARS VS. LIGHTNING

Saturday, November 28 @ American Airlines Center

7:30 p.m. CT



TAMPA BAY LIGHTNING

DALLAS STARS VS. TAMPA BAY LIGHTNING

2008-09 SEASON SUMMARY

DATE	SCORE	DECIDING GOAL	GOALTENDERS	ATTENDANCE
Jan. 19	Dallas 2 at San Jose 4	Vincent Lecavalier	Turco/Smith	13,991

GOALS BY PERIOD	1	2	3	OT	TOTAL	SHOTS BY PERIOD	1	2	3	OT	TOTAL
Stars:	1	1	0	0	2	Stars:	12	8	5	0	25
Lightning:	1	0	3	0	4	Lightning:	8	3	9	0	20

STARS SCORING

Player	GP	G	A	TP	+/-	PM	PP	SH
Brad Richards	1	1	1	2	0	0	1	0
Loui Eriksson	1	1	0	1	0	0	0	0
Mike Modano	1	0	1	1	-1	0	0	0
Mark Parrish	1	0	1	1	0	0	0	0
Stephane Robidas	1	0	1	1	0	0	0	0
Krystofer Barch	1	0	0	0	0	0	0	0
Trevor Daley	1	0	0	0	1	0	0	0
Nicklas Grossman	1	0	0	0	-1	0	0	0
Andrew Hutchinson	1	0	0	0	-1	0	0	0
Jere Lehtinen	1	0	0	0	-1	0	0	0
Joel Lundqvist	1	0	0	0	-1	2	0	0
James Neal	1	0	0	0	0	0	0	0
Matt Niskanen	1	0	0	0	-1	2	0	0
Steve Ott	1	0	0	0	-2	0	0	0
Toby Petersen	1	0	0	0	0	0	0	0
Mike Ribeiro	1	0	0	0	-2	0	0	0
Brian Sutherby	1	0	0	0	-1	0	0	0
Darryl Sydor	1	0	0	0	-1	0	0	0

LIGHTNING SCORING

Player	GP	G	A	TP	+/-	PM	PP	SH
Vincent Lecavalier	1	2	1	3	1	0	1	1
Martin St. Louis	1	0	2	2	2	0	0	0
Vaclav Prospal	1	1	0	1	0	0	0	0
Steven Stamkos	1	1	0	1	1	0	0	0
Steve Downie	1	0	1	1	1	2	0	0
Jussi Jokinen	1	0	1	1	1	0	0	0
Cory Murphy	1	0	1	1	0	4	0	0
Mark Recchi	1	0	1	1	-1	2	0	0
Ryan Craig	1	0	0	0	0	2	0	0
Steve Eminger	1	0	0	0	2	0	0	0
Adam Hall	1	0	0	0	0	0	0	0
Jeff Halpern	1	0	0	0	0	0	0	0
David Koci	1	0	0	0	1	0	0	0
Lukas Krajicek	1	0	0	0	0	0	0	0
Ryan Malone	1	0	0	0	0	2	0	0
Andrej Meszaros	1	0	0	0	0	2	0	0
Matt Pettinger	1	0	0	0	0	0	0	0
Kevin Quick	1	0	0	0	1	0	0	0

Power Play: 1-7 14.3% / Penalty Killing: 1-2 50.0% Power Play: 1-2 50.0% / Penalty Killing: 6-7 85.7%

STARS	GP	MIN	GOALTENDING		W	L	OT	SHOTS	SAVE%
			GA	AVG					
Marty Turco	1	59	3	3.05	0	1	0	19	.842
LIGHTNING	GP	MIN	GA	AVG	W	L	OT	SHOTS	SAVE%
Mike Smith	1	60	2	2.00	1	0	0	25	.920

STARS VS. LIGHTNING: DID YOU KNOW?

Since the Lightning entered the league in the 1992-93 season, the Stars have earned points in 21 of the 27 meetings between the clubs (18-6-3). Current Star Brad Richards played the first seven seasons of his career with Tampa Bay before being traded to Dallas at the 2007-2008 trade deadline. In his first game against his former club, Richards scored a goal and an assist in a 4-2 Stars loss on Jan. 19, 2009.



Ron Wilson
Head Coach



Jason Blake
Left Wing

Toronto Maple Leafs

Air Canada Centre

40 Bay Street, Suite 400

Toronto, Ontario M5J 2X2



CLUB DIRECTORY

Chairman, NHL Governor
President, Chief Executive Officer
President and General Manager
Assistant General Manager & Director of Hockey Operations
Head Coach
Assistant Coach
Assistant Coach
Assistant Coach
Player Development Coach
Director, Media Relations
Coordinators, Media Relations
Strength & Conditioning Coordinator
Head Athletic Therapist
Equipment Manager
Assistant Equipment Managers
Arena (Capacity)
Public Relations Phone
Public Relations Fax
Press Box Phone
Web site

Lawrence M. Tanenbaum

Richard Peddie

Brian Burke

Jeff Jackson

Ron Wilson

Keith Acton

Tim Hunter

Rob Zettler

Paul Dennis

Pat Park

Craig Downey, Aaron Gogishvili

Anthony Belza

Andy Playter

Brian Papineau

Bobby Hastings, Tom Blatchford

Air Canada Centre (18,819)

(416) 815-5700

(416) 359-9331

(416) 815-5702

www.mapleleafs.com

DALLAS STARS VS. TORONTO MAPLE LEAFS

SEASON	GP	OVERALL			HOME			ROAD		
		W-L-OL	GF	GA	W-L-OL	GF	GA	W-L-OL	GF	GA
1967-68	4	1-2-1	4	10	1-0-1	3	2	0-2-0	1	8
1968-69	6	1-3-2	18	22	1-2-0	9	7	0-1-2	9	15
1969-70	6	2-2-2	28	20	1-1-1	15	9	1-1-1	13	11
1970-71	6	2-2-2	15	15	1-2-0	7	9	1-0-2	8	6
1971-72	6	2-2-2	12	11	2-0-1	8	4	0-2-1	4	7
1972-73	5	2-2-1	18	15	2-1-0	11	7	0-1-1	7	8
1973-74	5	1-3-1	10	16	1-1-0	6	7	0-2-1	4	9
1974-75	4	1-3-0	16	26	1-1-0	9	14	0-2-0	7	12
1975-76	4	1-3-0	11	15	1-1-0	8	7	0-2-0	3	8
1976-77	4	1-3-0	11	21	0-2-0	3	10	1-1-0	8	11
1977-78	4	0-4-0	15	23	0-2-0	8	12	0-2-0	7	11
1978-79	8	2-4-2	26	30	2-1-1	16	12	0-3-1	10	18
1979-80	4	2-2-0	15	11	2-0-0	12	3	0-2-0	3	8
1980-81	4	0-4-0	11	19	0-2-0	6	10	0-2-0	5	9
1981-82	7	4-0-3	33	19	1-0-2	13	11	3-0-1	20	8
1982-83	8	3-5-0	24	27	2-2-0	12	10	1-3-0	12	17
1983-84	8	5-2-1	42	40	3-1-0	25	21	2-1-1	17	19
1984-85	8	6-2-0	38	28	3-1-0	21	12	3-1-0	17	16
1985-86	8	7-0-1	45	29	3-0-1	23	19	4-0-0	22	10
1986-87	8	6-2-0	37	23	2-2-0	15	12	4-0-0	22	11
1987-88	8	4-1-3	28	23	3-0-1	14	10	1-1-2	14	13
1988-89	8	3-4-1	27	28	1-3-0	12	15	2-1-1	15	13
1989-90	8	5-3-0	33	29	3-1-0	21	16	2-2-0	12	13
1990-91	8	3-4-1	22	25	2-1-1	12	10	1-3-0	10	15
1991-92	8	3-5-0	24	24	2-2-0	13	8	1-3-0	11	16
1992-93	7	3-3-1	23	25	1-1-1	14	14	2-2-0	9	11
1993-94	6	1-4-1	19	23	1-1-1	11	9	0-3-0	8	14
1994-95	5	1-3-1	13	14	1-1-0	7	6	0-2-1	6	8
1995-96	5	2-3-0	9	10	1-1-0	5	2	1-2-0	4	8
1996-97	5	4-0-1	18	8	3-0-0	10	4	1-0-1	8	4
1997-98	6	4-2-0	19	12	2-1-0	9	4	2-1-0	10	8
1998-99	2	1-1-0	9	7	0-1-0	4	6	1-0-0	5	1
1999-00	1	0-1-0	0	4	---	---	---	0-1-0	0	4
2000-01	1	1-0-0	3	1	---	---	---	1-0-0	3	1
2001-02	1	0-0-1	5	5	---	---	---	0-0-1	5	5
2002-03	1	1-0-0	2	1	1-0-0	2	1	---	---	---
2003-04	1	0-1-0	1	3	0-1-0	1	3	---	---	---
2004-05	---	---	---	---	---	---	---	---	---	---
2005-06	1	1-0-0	2	1	---	---	---	1-0-0	2	1
2006-07	---	---	---	---	---	---	---	---	---	---
2007-08	1	1-0-0	3	1	1-0-0	3	1	---	---	---
2008-09	1	1-0-0	8	2	---	---	---	1-0-0	8	2
TOTALS:	201	88-85-28	697	666	51-36-11	368	307	37-49-17	329	359

DALLAS STARS VS. TORONTO MAPLE LEAFS 2008-09 SEASON SUMMARY

DATE	SCORE	DECIDING GOAL	GOALTENDERS	ATTENDANCE
Dec. 23	Dallas 8 at Toronto 2	Fabian Brunnstrom	Turco/Toskala, Joseph	19,269

GOALS BY PERIOD	1	2	3	OT	TOTAL	SHOTS BY PERIOD	1	2	3	OT	TOTAL
Stars:	4	3	1	—	8	Stars:	11	19	7	—	37
Maple Leafs:	0	1	1	—	2	Maple Leafs:	7	6	9	—	22

STARS SCORING

Player	GP	G	A	TP	+/-	PM	PP	SH
James Neal	1	3	0	3	1	2	1	0
Fabian Brunnstrom	1	1	1	2	2	0	0	0
Steve Ott	1	1	1	2	2	2	0	0
Mike Ribeiro	1	1	1	2	3	0	0	0
Trevor Daley	1	0	2	2	3	0	0	0
Jere Lehtinen	1	0	2	2	1	0	0	0
Stephane Robidas	1	0	2	2	4	0	0	0
Landon Wilson	1	0	2	2	2	0	0	0
Krystofer Barch	1	1	0	1	2	10	0	0
Brad Richards	1	1	0	1	-1	0	1	0
Nicklas Grossman	1	0	1	1	-1	0	0	0
Andrew Hutchinson	1	0	1	1	0	0	0	0
Mike Modano	1	0	1	1	1	0	0	0
Matt Niksanen	1	0	1	1	1	0	0	0
Loui Eriksson	1	0	0	0	-1	0	0	0
Toby Petersen	1	0	0	0	-1	0	0	0
Brian Sutherby	1	0	0	0	1	0	0	0
Darryl Sydor	1	0	0	0	1	0	0	0

MAPLE LEAFS SCORING

Player	GP	G	A	TP	+/-	PM	PP	SH
Jason Blake	1	1	0	1	-2	0	0	0
Mikhail Grabovski	1	1	0	1	1	2	0	0
Andre Deveaux	1	0	1	1	0	12	0	0
Tomas Kaberle	1	0	1	1	-2	0	0	0
Dominic Moore	1	0	1	1	-2	0	0	0
Lee Stempniak	1	0	1	1	1	0	0	0
Nik Antropov	1	0	0	0	-2	0	0	0
Jeff Finger	1	0	0	0	-2	0	0	0
Jonas Frogren	1	0	0	0	-1	2	0	0
Niklas Hagman	1	0	0	0	0	0	0	0
Pavel Kubina	1	0	0	0	-1	2	0	0
Nikolai Kulemin	1	0	0	0	-2	0	0	0
John Mitchell	1	0	0	0	-1	0	0	0
Alexei Ponikarovsky	1	0	0	0	-1	0	0	0
Jaime Sifers	1	0	0	0	-1	0	0	0
Matt Stajan	1	0	0	0	-2	0	0	0
Ian White	1	0	0	0	-1	0	0	0
Jeremy Williams	1	0	0	0	-2	0	0	0

Power Play: 2-3 66.7% / Penalty Killing: 1-1 100.0%

Power Play: 0-1 0.0% / Penalty Killing: 1-3 33.3%

	GP	MIN	GA	AVG	W	L	OT	SHOTS	SAVE%
STARS Marty Turco	1	60	2	2.00	1	0	0	22	.909
MAPLE LEAFS Vesa Toskala	1	32	7	13.30	0	1	0	27	.741
Curtis Joseph	1	28	1	2.11	0	0	0	10	.900

2009-2010 STARS VS. MAPLE LEAFS

Wednesday, October 28 @ American Airlines Center

7:00 p.m. CT

STARS VS. MAPLE LEAFS: DID YOU KNOW?

James Neal registered the first hat trick of his career against Toronto in a decisive 8-2 victory on Dec. 23, 2008. Since joining the league in 1967, the Stars faced off against the Maple Leafs 201 times, the fourth-highest total in the organization's history. Dallas has earned points in 18 of the past 24 games against Toronto with a 16-6-2 mark.



Alain Vigneault
Head Coach



Roberto Luongo
Goaltender

Vancouver Canucks

General Motors Place

800 Griffiths Way

Vancouver, B.C. V6B 6G1



CLUB DIRECTORY

Chairman and Governor
 Presidnet, General Manager and Alt. Governor
 Head Coach
 Associate Coach
 Assistant Coach
 Assistant Coach
 Director, Media Relations and Team Operations
 Manager, Media Relations and Team Operations
 Coordinator, Media Relations and Publications
 Medical Trainer
 Assistant Medical Trainers
 Equipment Manager
 Assistant Equipment Manager
 Strength and Conditioning Coach
 Arena (Capacity)
 Media Relations Phone
 Media Relations Fax
 Press Box Phone
 Web site

Francesco Aquilini
 Mike Gillis
 Alain Vigneault
 Rick Bowness
 Ryan Walter
 Darryl Williams
 T.C. Carling
 Ben Brown
 Stephanie Maniago
 Mike Burnstein
 Jon Sanderson, Marty Dudgeon
 Pat O'Neill
 Jamie Henricks
 Roger Takahashi
 General Motors Place (18,422)
 (604) 899-4995
 (604) 899-4640
 (604) 899-9993
 www.canucks.com

DALLAS STARS VS. VANCOUVER CANUCKS

SEASON	GP	OVERALL			HOME			ROAD		
		W-L-OL	GF	GA	W-L-OL	GF	GA	W-L-OL	GF	GA
1970-71	6	3-2-1	17	13	1-1-1	7	6	2-1-0	10	7
1971-72	6	3-2-1	19	14	2-1-0	14	7	1-1-1	5	7
1972-73	5	3-0-2	19	13	2-0-1	13	9	1-0-1	6	4
1973-74	5	4-0-1	24	17	1-0-1	9	6	3-0-0	15	11
1974-75	6	3-2-1	20	18	2-0-1	11	6	1-2-0	9	12
1975-76	6	1-5-0	15	27	1-2-0	10	8	0-3-0	5	19
1976-77	6	1-4-1	18	23	1-1-1	9	8	0-3-0	9	15
1977-78	6	3-3-0	25	25	2-1-0	15	11	1-2-0	10	14
1978-79	6	4-1-1	26	12	3-0-0	20	6	1-1-1	6	6
1979-80	4	1-2-1	19	21	1-1-0	9	9	0-1-1	10	12
1980-81	4	2-1-1	14	8	1-0-1	8	3	1-1-0	6	5
1981-82	3	1-1-1	7	10	1-0-0	3	1	0-1-1	4	9
1982-83	3	2-0-1	18	12	2-0-0	15	9	0-0-1	3	3
1983-84	3	1-1-1	14	13	1-0-0	2	0	0-1-1	12	13
1984-85	3	1-1-1	12	11	1-0-1	10	8	0-1-0	2	3
1985-86	3	1-2-0	10	18	1-0-0	3	2	0-2-0	7	16
1986-87	3	3-0-0	15	7	2-0-0	11	4	1-0-0	4	3
1987-88	3	1-2-0	5	12	0-1-0	1	4	1-1-0	4	8
1988-89	3	2-1-0	11	13	2-0-0	10	8	0-1-0	1	5
1989-90	3	1-2-0	13	13	0-1-0	2	4	1-1-0	11	9
1990-91	3	1-1-1	12	11	1-1-0	11	10	0-0-1	1	1
1991-92	3	1-2-0	11	14	1-1-0	6	7	0-1-0	5	7
1992-93	5	3-1-1	17	16	0-1-1	5	7	3-0-0	12	9
1993-94	4	3-1-0	9	8	1-1-0	3	5	2-0-0	6	3
1994-95	4	0-0-4	8	8	0-0-2	5	5	0-0-2	3	3
1995-96	4	2-2-0	16	17	1-1-0	8	8	1-1-0	8	9
1996-97	4	2-2-0	6	11	1-1-0	3	7	1-1-0	3	4
1997-98	4	1-2-1	10	14	0-1-1	4	8	1-1-0	6	6
1998-99	4	1-3-0	10	15	1-1-0	9	9	0-2-0	1	6
1999-00	4	2-1-1	10	9	0-1-1	4	6	2-0-0	6	3
2000-01	4	2-2-0	11	13	1-1-0	4	7	1-1-0	7	6
2001-02	4	2-2-0	11	13	0-2-0	3	8	2-0-0	8	5
2002-03	4	3-1-0	14	8	1-1-0	6	4	2-0-0	8	4
2003-04	4	3-0-1	11	6	2-0-0	6	1	1-0-1	5	5
2004-05										
2005-06	4	3-1-0	11	9	2-0-0	7	3	1-1-0	4	6
2006-07	4	2-1-1	6	6	2-0-0	4	2	0-1-1	2	4
2007-08	4	2-2-0	11	12	1-1-0	5	6	1-1-0	6	6
2008-09	4	2-2-0	8	12	1-1-0	4	6	1-1-0	4	6
TOTALS:	154	74-56-24	502	490	42-23-12	274	222	32-33-12	228	268



VANCOUVER CANUCKS

DALLAS STARS VS. VANCOUVER CANUCKS

2008-09 SEASON SUMMARY

DATE	SCORE	DECIDING GOAL	GOALTENDERS	ATTENDANCE
Jan. 4	Dallas 3 at Vancouver 2**	James Neal (SO)	Turco/LaBarbera	18,630
Feb. 13	Vancouver 1 at Dallas 2	Joel Lundqvist	Turco/LaBarbera	18,532
Mar. 17	Dallas 2 at Vancouver 4	Mats Sundin	Turco/Luongo	18,630
Mar. 24	Vancouver 5 at Dallas 2	Henrik Sedin	Turco/Luongo	17,276

**shootout

GOALS BY PERIOD	1	2	3	OT	TOTAL	SHOTS BY PERIOD	1	2	3	OT	TOTAL
Stars:	3	3	2	0	8	Stars:	43	38	42	6	129
Canucks:	6	3	3	0	12	Canucks:	35	41	38	1	115

STARS SCORING

Player	GP	G	A	TP	+/-	PM	PP	SH
Mike Modano	4	1	3	4	-1	0	0	0
James Neal	4	2	1	3	0	2	1	0
Loui Eriksson	4	1	2	3	1	2	1	0
Mike Ribeiro	4	1	1	2	-2	0	1	0
Matt Niskanen	4	0	2	2	0	2	0	0
Steve Ott	4	1	0	1	-2	11	0	0
Joel Lundqvist	2	1	0	1	0	0	0	0
Brendan Morrison	2	1	0	1	0	0	0	0
Nicklas Grossman	4	0	1	1	-2	0	0	0
Jere Lehtinen	4	0	1	1	-1	0	0	0
Stephane Robidas	4	0	1	1	0	8	0	0
Chris Conner	3	0	1	1	-1	6	0	0
Steve Begin	2	0	1	1	1	0	0	0
Mark Fistric	2	0	1	1	0	4	0	0
Trevor Daley	4	0	0	0	2	4	0	0
Darryl Sydor	4	0	0	0	-1	0	0	0
Krystofer Barch	3	0	0	0	0	0	0	0
Brian Sutherby	3	0	0	0	-1	0	0	0
Fabian Brunstrom	2	0	0	0	-2	2	0	0
Andrew Hutchinson	2	0	0	0	-2	0	0	0
Toby Petersen	2	0	0	0	1	0	0	0
Brad Richards	2	0	0	0	0	0	0	0
Mark Parrish	1	0	0	0	0	0	0	0
Tom Wandell	1	0	0	0	-1	0	0	0
Landon Wilson	1	0	0	0	0	0	0	0

CANUCKS SCORING

Player	GP	G	A	TP	+/-	PM	PP	SH
Ryan Kesler	4	3	1	4	0	2	1	0
Henrik Sedin	4	2	2	4	0	0	1	0
Daniel Sedin	4	2	1	3	-2	2	2	0
Steve Bernier	4	1	2	3	3	0	0	0
Mats Sundin	3	1	2	3	0	0	1	0
Kevin Bieksa	4	0	3	3	-1	4	0	0
Pavol Demitra	4	0	3	3	0	2	0	0
Kyle Wellwood	4	1	1	2	2	0	0	0
Sami Salo	3	0	2	2	-1	0	0	0
Darcy Hordichuk	4	1	0	1	1	6	0	0
Taylor Pyatt	3	1	0	1	-1	4	0	0
Alex Burrows	4	0	1	1	0	13	0	0
Shane O'Brien	3	0	1	1	1	0	0	0
Mason Raymond	3	0	1	1	1	0	0	0
Alexandre Bolduc	1	0	1	1	1	0	0	0
Jason Jaffray	1	0	1	1	1	0	0	0
Ossi Vaananen	1	0	1	1	-1	0	0	0
Alexander Edler	4	0	0	0	1	2	0	0
Willie Mitchell	4	0	0	0	1	4	0	0
Mattias Ohlund	4	0	0	0	2	4	0	0
Ryan Johnson	3	0	0	0	0	0	0	0
Jannik Hansen	2	0	0	0	0	0	0	0
Lawrence Nycholatt	1	0	0	0	2	0	0	0

Power Play: 3-18 16.7% / Penalty Killing: 10-15 66.7%

Power Play: 5-15 33.3% / Penalty Killing: 15-18 83.3%

STARS	GP	MIN	GOALTENDING			W	L	OT	SHOTS	SAVE%
			GA	AVG						
Marty Turco	4	241	11	2.74		2	2	0	114	.904
CANUCKS	GP	MIN	GA	AVG	W	L	OT	SHOTS	SAVE%	
Roberto Luongo	2	120	4	2.00	2	0	0	63	.937	
Jason LaBarbera	2	123	4	1.95	0	1	1	66	.939	

2009-2010 STARS VS. CANUCKS

Sunday, October 11 @ Vancouver	9:00 p.m. CT
Friday, November 6 @ American Airlines Center	7:30 p.m. CT
Saturday, January 2 @ American Airlines Center	1:00 p.m. CT
Thursday, January 21 @ Vancouver	9:00 p.m. CT

STARS VS. CANUCKS: DID YOU KNOW?

In 68 career games against the Vancouver Canucks, Mike Modano has posted 32 goals and 46 assists for 78 points. In the four meetings against the Canucks during the 2008-09 campaign, Modano registered four points (one goal and three assists).



Bruce Boudreau
Head Coach



Alex Ovechkin
Left Wing

Washington Capitals

401 9th Street NW
Suite 750
Washington, DC 20004



CLUB DIRECTORY

Majority Owner & Chairman
Owner and President
V.P. and General Manager
Head Coach
Assistant Coach
Assistant Coach
Assistant Coach
Vice President of Communications
Senior Director, Media Relations
Assistant Director, Media Relations
Head Athletic Trainer
Head Equipment Manager
Assistant Trainer
Assistant Equipment Manager
Equipment Assistant
Arena (Capacity)
Public Relations Phone
Public Relations Fax
Press Box Phone
Web site

Ted Leonsis
Dick Patrick
George McPhee
Bruce Boudreau
Dean Evason
Blaine Forsythe
Bob Woods
Kurt Kehl
Nate Ewell
Paul Rovnak
Greg Smith
Brock Myles
Ben Reisz
Craig Leydig
Jeff Lewis

Verizon Center (18,277)
(202) 266-2200
(202) 266-2210
(202) 628-3200, x7600
www.washingtoncaps.com

DALLAS STARS VS. WASHINGTON CAPITALS

SEASON	GP	OVERALL			HOME			ROAD		
		W-L-OL	GF	GA	W-L-OL	GF	GA	W-L-OL	GF	GA
1974-75	4	3-0-1	21	9	2-0-0	12	4	1-0-1	9	5
1975-76	4	2-0-2	17	11	2-0-0	12	6	0-0-2	5	5
1976-77	4	1-1-2	14	12	1-0-1	10	5	0-1-1	4	7
1977-78	4	2-1-1	14	8	1-0-1	9	6	1-1-0	5	2
1978-79	4	2-2-0	18	10	1-1-0	8	4	1-1-0	10	6
1979-80	4	3-0-1	18	10	1-0-1	9	3	2-0-0	9	7
1980-81	4	3-0-1	11	6	2-0-0	6	2	1-0-1	5	4
1981-82	3	2-0-1	17	8	1-0-1	11	7	1-0-0	6	1
1982-83	3	1-1-1	8	8	0-0-1	4	4	1-1-0	4	4
1983-84	3	0-3-0	2	15	0-2-0	1	10	0-1-0	1	5
1984-85	3	0-2-1	8	12	0-1-0	2	3	0-1-1	6	9
1985-86	3	1-2-0	13	16	1-1-0	8	9	0-1-0	5	7
1986-87	3	0-2-1	6	14	0-0-1	2	2	0-2-0	4	12
1987-88	3	0-2-1	4	10	0-1-1	3	6	0-1-0	1	4
1988-89	3	1-1-1	10	11	0-0-1	4	4	1-1-0	6	7
1989-90	3	0-3-0	9	13	0-2-0	6	8	0-1-0	3	5
1990-91	3	1-1-1	8	7	1-0-0	5	2	0-1-1	3	5
1991-92	3	2-1-0	10	8	0-1-0	2	4	2-0-0	8	4
1992-93	2	1-1-0	7	7	0-1-0	2	3	1-0-0	5	4
1993-94	2	2-0-0	12	5	1-0-0	6	2	1-0-0	6	3
1994-95	—	—	—	—	—	—	—	—	—	—
1995-96	2	0-2-0	4	6	0-1-0	3	4	0-1-0	1	2
1996-97	2	2-0-0	10	5	1-0-0	5	3	1-0-0	5	2
1997-98	2	2-0-0	6	4	1-0-0	2	1	1-0-0	4	3
1998-99	2	1-1-0	5	2	1-0-0	4	0	0-1-0	1	2
1999-00	2	1-0-1	4	3	1-0-0	2	1	0-0-1	2	2
2000-01	1	1-0-0	3	0	1-0-0	3	0	—	—	—
2001-02	2	1-0-1	7	5	0-0-1	2	3	1-0-0	5	2
2002-03	2	2-0-0	11	3	1-0-0	5	2	1-0-0	6	1
2003-04	1	1-0-0	4	2	1-0-0	4	2	—	—	—
2004-05	—	—	—	—	—	—	—	—	—	—
2005-06	1	1-0-0	4	1	1-0-0	4	1	—	—	—
2006-07	1	0-1-0	3	4	—	—	—	0-1-0	3	4
2007-08	—	—	—	—	—	—	—	—	—	—
2008-09	1	0-0-1	5	6	0-0-1	5	6	—	—	—
TOTALS:	84	39-27-18	293	241	22-11-10	161	117	17-16-8	132	124



WASHINGTON CAPITALS

DALLAS STARS VS. WASHINGTON CAPITALS 2008-09 SEASON SUMMARY

DATE	SCORE	DECIDING GOAL	GOALTENDERS	ATTENDANCE
Oct. 25 *overtime	Washington 6 at Vancouver 5*	Alexander Semin	Turco/Theodore	18,532

GOALS BY PERIOD	1	2	3	OT	TOTAL	SHOTS BY PERIOD	1	2	3	OT	TOTAL
Stars:	2	1	2	0	5	Stars:	12	6	13	2	33
Capitals:	2	2	1	1	6	Capitals:	7	12	10	1	30

STARS SCORING

Player	GP	G	A	TP	+/-	PM	PP	SH
Mike Modano	1	1	2	3	2	0	0	0
Sean Avery	1	1	1	2	-1	2	0	0
Brandon Crombeen	1	1	1	2	1	2	0	0
Loui Eriksson	1	1	1	2	1	0	0	0
Brenden Morrow	1	0	2	2	0	2	0	0
Fabian Brunstrom	1	1	0	1	-2	0	1	0
Trevor Daley	1	0	1	1	0	2	0	0
Mike Ribeiro	1	0	1	1	0	0	0	0
Stephane Robidas	1	0	1	1	-1	0	0	0
Krystofer Barch	1	0	0	0	0	5	0	0
Philippe Boucher	1	0	0	0	-2	0	0	0
Mark Fistric	1	0	0	0	-1	0	0	0
Nicklas Grossman	1	0	0	0	0	0	0	0
Joel Lundqvist	1	0	0	0	0	0	0	0
James Neal	1	0	0	0	0	0	0	0
Matt Niskanen	1	0	0	0	1	0	0	0
Toby Petersen	1	0	0	0	0	0	0	0
Brad Richards	1	0	0	0	-1	0	0	0

CAPITALS SCORING

Player	GP	G	A	TP	+/-	PM	PP	SH
Alexander Semin	1	1	2	3	0	2	0	0
Sergei Fedorov	1	2	0	2	0	2	1	0
Tomas Fleischmann	1	2	0	2	1	0	0	0
Michael Nylander	1	0	2	2	1	0	0	0
Tyler Sloan	1	1	0	1	1	0	0	0
Nicklas Backstrom	1	0	1	1	0	0	0	0
Boyd Gordon	1	0	1	1	0	0	0	0
Mike Green	1	0	1	1	-1	2	0	0
Viktor Kozlov	1	0	1	1	0	0	0	0
Brooks Laich	1	0	1	1	-1	0	0	0
Alexander Ovechkin	1	0	1	1	0	2	0	0
Matt Bradley	1	0	0	0	0	0	0	0
Donald Brashear	1	0	0	0	0	5	0	0
Chris Clark	1	0	0	0	1	0	0	0
John Erskine	1	0	0	0	1	0	0	0
Milan Jurcina	1	0	0	0	1	0	0	0
Shaone Morrisonn	1	0	0	0	-1	0	0	0
Jeff Schultz	1	0	0	0	1	0	0	0

Power Play: 1-4 25.0% / Penalty Killing: 3-4 75.0%

Power Play: 1-4 25.0% / Penalty Killing: 3-4 75.0%

STARS	GP	MIN	GOALTENDING		W	L	OT	SHOTS	SAVE%
			GA	AVG					
Marty Turco	1	62	6	5.83	0	0	1	30	.800
CAPITALS	GP	MIN	GA	AVG	W	L	OT	SHOTS	SAVE%
Jose Theodore	1	62	5	4.83	1	0	0	33	.848

2009-2010 STARS VS. CAPITALS

Monday, March 8 @ Washington

6:00 p.m. CT

STARS VS. CAPITALS: DID YOU KNOW?

The Stars are 8-0-2 in their last 10 home meetings with Washington, outscoring the Caps 36-25. Since Washington's 1974-75 inaugural season, the Stars organization is 22-11-10 on home ice against the Capitals.

OVERALL

SEASON	GP	W	L	T/OL	PTS	GF	GA	Finished; Playoff Results
1967-68	74	27	32	15	69	191	226	4th West Division; Semifinals
1968-69	76	18	43	15	51	189	270	6th West Division; Out of Playoffs
1969-70	76	19	35	22	60	224	257	3rd West Division; Quarterfinals
1970-71	78	28	34	16	72	191	223	4th West Division; Semifinals
1971-72	78	37	29	12	86	212	191	2nd West Division; Quarterfinals
1972-73	78	37	30	11	85	254	230	3rd West Division; Quarterfinals
1973-74	78	23	38	17	63	235	275	7th West Division; Out of Playoffs
1974-75	80	23	50	7	53	221	341	4th Smythe Division; Out of Playoffs
1975-76	80	20	53	7	47	197	303	4th Smythe Division; Out of Playoffs
1976-77	80	23	39	18	64	240	310	2nd Smythe Division; First Round
1977-78	80	18	53	9	45	218	325	5th Smythe Division; Out of Playoffs
1978-79	80	28	40	12	68	257	289	4th Adams Division; Out of Playoffs
1979-80	80	36	28	16	88	311	253	3rd Adams Division; Semifinals
1980-81	80	35	28	17	87	291	263	3rd Adams Division; Finals
1981-82	80	37	23	20	94	346	288	1st Norris Division; First Round
1982-83	80	40	24	16	96	321	290	2nd Norris Division; Second Round
1983-84	80	39	31	10	88	345	344	1st Norris Division; Third Round
1984-85	80	25	43	12	62	268	321	4th Norris Division; Second Round
1985-86	80	38	33	9	85	327	305	2nd Norris Division; First Round
1986-87	80	30	40	10	70	296	314	5th Norris Division; Out of Playoffs
1987-88	80	19	48	13	51	242	349	5th Norris Division; Out of Playoffs
1988-89	80	27	37	16	70	258	278	3rd Norris Division; First Round
1989-90	80	36	40	4	76	284	291	4th Norris Division; First Round
1990-91	80	27	39	14	68	256	266	4th Norris Division; Finals
1991-92	80	32	42	6	70	246	278	4th Norris Division; First Round
<u>1992-93</u>	<u>84</u>	<u>36</u>	<u>38</u>	<u>10</u>	<u>82</u>	<u>272</u>	<u>293</u>	<u>5th Norris Division; Out of Playoffs</u>
1993-94	84	42	29	13	97	286	265	3rd Central Division; Conf. Semifinals
1994-95	48	17	23	8	42	136	135	5th Central Division; Conf. Quarters
1995-96	82	26	42	14	66	227	280	6th Central Division; Out of Playoffs
1996-97	82	48	26	8	104	252	198	1st Central Division; Conf. Quarters
1997-98	82	49	22	11	109	242	167	1st Central Division; Conf. Finals
1998-99	82	51	19	12	114	236	168	1st Pacific Division; Won Stanley Cup
1999-00	82	43	23	16	102	211	184	1st Pacific Division; Finals
2000-01	82	48	24	10	106	241	187	1st Pacific Division; Conf. Semifinals
2001-02	82	36	28	18	90	215	213	4th Pacific Division; Out of Playoffs
2002-03	82	46	17	19	111	245	169	1st Pacific Division; Conf. Semifinals
2003-04	82	41	26	15	97	194	175	2nd Pacific Division; Conf. Quarters
2004-05	-	-	-	-	-	-	-	Season Not Played
2005-06	82	53	23	6	112	265	218	1st Pacific Division; Conf. Quarters
2006-07	82	50	25	7	107	217	193	3rd Pacific Division; Conf. Quarters
2007-08	82	45	30	7	97	242	207	3rd Pacific Division; Conf. Finals
2008-09	82	36	35	11	83	224	251	3rd Pacific Division; Out of Playoffs

ALL-TIME RECORDS: HOME AND ROAD



SEASON	HOME							ROAD						
	GP	W	L	T/OL	GF	GA	PTS	GP	W	L	T/OL	GF	GA	PTS
1967-68	37	17	12	8	103	88	42	37	10	20	7	88	138	27
1968-69	38	11	21	6	98	115	28	38	7	22	9	91	155	23
1969-70	38	11	16	11	120	131	33	38	8	19	11	104	126	27
1970-71	39	16	15	8	104	107	40	39	12	19	8	87	116	32
1971-72	39	22	11	6	120	83	50	39	15	18	6	92	108	36
1972-73	39	26	8	5	154	95	57	39	11	22	6	100	135	28
1973-74	39	18	15	6	144	123	42	39	5	23	11	91	152	21
1974-75	40	17	20	3	133	161	37	40	6	30	4	88	180	16
1975-76	40	15	22	3	121	151	33	40	5	31	4	76	152	14
1976-77	40	17	14	9	134	140	43	40	6	25	9	106	170	21
1977-78	40	12	24	4	123	151	28	40	6	29	5	95	174	17
1978-79	40	19	15	6	143	116	44	40	9	25	6	114	173	24
1979-80	40	25	8	7	180	102	57	40	11	20	9	131	151	31
1980-81	40	23	10	7	166	120	53	40	12	18	10	125	143	34
1981-82	40	21	7	12	202	142	54	40	16	16	8	144	146	40
1982-83	40	23	6	11	170	128	57	40	17	18	5	151	162	39
1983-84	40	22	14	4	179	160	48	40	17	17	6	166	184	40
1984-85	40	14	19	7	147	153	35	40	11	24	5	121	168	27
1985-86	40	21	15	4	161	137	46	40	17	18	5	166	168	39
1986-87	40	17	20	3	150	143	37	40	13	20	7	146	171	33
1987-88	40	10	24	6	125	161	26	40	9	24	7	117	188	25
1988-89	40	17	15	8	141	135	42	40	10	22	8	117	143	28
1989-90	40	26	12	2	160	127	54	40	10	28	2	124	164	22
1990-91	40	19	15	6	149	120	44	40	8	24	8	107	146	24
1991-92	40	20	16	4	135	116	44	40	12	26	2	111	162	26
<u>1992-93</u>	<u>42</u>	<u>18</u>	<u>17</u>	<u>7</u>	<u>141</u>	<u>140</u>	<u>43</u>	<u>42</u>	<u>18</u>	<u>21</u>	<u>3</u>	<u>131</u>	<u>153</u>	<u>39</u>
1993-94	42	23	12	7	148	119	53	42	19	17	6	138	146	44
1994-95	24	9	10	5	77	72	23	24	8	13	3	59	63	19
1995-96	41	14	18	9	116	132	37	41	12	24	5	111	148	29
1996-97	41	25	13	3	137	103	53	41	23	13	5	115	95	51
1997-98	41	26	8	7	123	73	59	41	23	14	4	119	94	50
1998-99	41	29	8	4	134	86	62	41	22	11	8	102	82	52
1999-00	41	21	11	9	106	91	51	41	22	12	7	105	93	51
2000-01	41	26	10	5	132	85	57	41	22	14	5	109	102	49
2001-02	41	18	13	10	104	105	46	41	18	15	8	111	108	44
2002-03	41	28	5	8	131	75	64	41	18	12	11	114	94	47
2003-04	41	26	7	8	118	77	60	41	15	19	7	76	98	37
2004-05	-	-	-	-	-	-	-	-	-	-	-	-	-	-
2005-06	41	28	11	2	134	108	58	41	25	12	4	131	110	54
2006-07	41	28	11	2	119	99	58	41	22	14	5	107	98	49
2007-08	41	23	16	2	124	96	48	41	22	14	5	118	111	49
2008-09	41	20	16	5	118	119	45	41	16	19	6	106	132	38



ALL-TIME RECORDS VS. NHL

REGULAR SEASON

TEAM	GP	W	L	T/OL	GF	GA	PTS	PCTG
Atlanta	11	10	1	0	34	21	20	.909
Columbus	32	24	4	4	107	72	52	.813
Tampa Bay	27	18	6	3	83	58	39	.722
Minnesota	32	20	9	3	95	77	43	.672
Anaheim	84	51	23	10	252	184	112	.667
Nashville	40	24	15	1	101	80	49	.613
Ottawa	23	13	8	2	76	59	28	.609
Los Angeles	196	96	62	38	655	578	230	.587
San Jose	89	47	32	10	242	213	104	.584
Carolina****	64	34	24	6	237	198	74	.578
Washington	84	39	27	18	293	241	96	.571
Florida	22	10	7	5	65	56	25	.568
Phoenix****	139	71	53	15	466	416	157	.565
Edmonton	105	51	38	16	361	345	118	.562
New Jersey*	92	47	36	9	305	275	103	.560
Vancouver	158	76	58	24	515	502	176	.557
Colorado***	98	43	40	15	291	309	101	.515
Toronto	201	88	85	28	697	666	204	.507
Detroit	228	95	98	35	744	773	225	.493
Calgary**	140	54	57	29	419	436	137	.489
Pittsburgh	130	56	61	13	429	461	125	.481
St. Louis	248	93	109	46	763	807	232	.468
Chicago	238	91	114	33	723	802	215	.452
Buffalo	109	40	51	18	320	355	98	.450
NY Islanders	98	34	46	18	281	354	86	.439
Philadelphia	136	38	66	32	376	474	108	.397
NY Rangers	127	38	67	22	369	444	98	.386
Montreal	120	30	69	21	304	461	81	.338
Boston	124	29	72	23	328	485	81	.327
Defunct Clubs	65	29	24	12	207	191	70	.538
TOTALS	3260	1389	1362	509	10138	10393	3287	.504

AT HOME:

TEAM	GP	W	L	T/OL	GF	GA	PTS	PCTG
Atlanta	6	5	1	0	13	9	10	.833
Columbus	16	12	2	2	53	35	26	.813
Minnesota	16	12	2	2	61	36	26	.813
Nashville	20	16	4	0	58	27	32	.800
Anaheim	42	30	9	3	138	81	63	.750
Los Angeles	99	61	24	14	369	259	136	.687
New Jersey*	47	28	13	6	171	120	62	.660
Edmonton	51	30	16	7	191	146	67	.657
Carolina****	31	19	10	2	123	92	40	.645
Washington	43	22	11	10	161	117	54	.628
Tampa Bay	12	7	4	1	42	33	15	.625
Colorado***	49	27	15	7	165	137	61	.622
Vancouver	79	43	24	12	280	228	98	.620
Pittsburgh	66	37	22	7	250	221	81	.614
Calgary**	70	35	22	13	249	212	83	.593
Ottawa	12	7	5	0	46	32	14	.583
Toronto	98	51	36	11	368	307	113	.577
St. Louis	123	59	41	23	413	355	141	.573
Detroit	114	55	40	19	386	339	129	.568
Phoenix****	67	34	27	9	235	204	78	.557
Florida	10	4	3	3	32	31	11	.550
Chicago	120	57	46	17	412	367	131	.546
Buffalo	56	27	22	7	178	163	61	.545
Philadelphia	67	28	23	16	219	214	72	.537
San Jose	44	20	17	7	116	108	46	.523
NY Islanders	48	18	21	9	139	173	45	.469
NY Rangers	63	21	31	11	199	228	53	.421
Boston	62	19	30	13	179	221	51	.411
Montreal	61	18	31	12	158	207	48	.393
Defunct	33	19	8	6	123	86	44	.667

HOME: 1630 821 560 249 5527 4788 1891 .580

ON THE ROAD:

TEAM	GP	W	L	T/OL	GF	GA	PTS	PCTG
Atlanta	5	5	0	0	21	12	10	1.000
Columbus	16	12	2	2	54	37	26	.813
Tampa Bay	15	11	2	2	41	25	24	.800
Ottawa	11	6	3	2	30	27	14	.636
San Jose	45	27	15	3	126	105	57	.633
Anaheim	42	21	14	7	114	103	49	.583
Florida	12	6	4	2	33	25	14	.583
Phoenix****	69	37	26	6	231	212	80	.580
Minnesota	16	8	7	1	34	41	17	.531
Carolina****	33	15	14	4	114	106	34	.515
Washington	41	17	16	8	132	124	42	.512
Vancouver	79	33	34	12	235	274	78	.494
Edmonton	52	21	22	9	170	199	51	.490
Los Angeles	97	35	38	24	286	319	94	.485
New Jersey*	45	19	23	3	134	155	41	.456
Toronto	103	37	49	17	329	359	91	.442
Nashville	20	8	11	1	43	53	17	.425
Detroit	114	40	58	16	358	434	96	.421
NY Islanders	50	16	25	9	142	181	41	.410
Colorado***	49	16	25	8	126	172	40	.408
Calgary**	70	19	35	16	170	224	54	.386
St. Louis	125	34	68	23	350	452	91	.364
Chicago	118	34	68	16	311	435	84	.356
NY Rangers	64	17	36	11	170	216	45	.352
Buffalo	53	13	29	11	142	192	37	.349
Pittsburgh	64	19	39	6	179	240	44	.344
Montreal	59	12	38	9	146	254	33	.280
Philadelphia	69	10	43	16	157	260	36	.261
Boston	62	10	42	10	149	264	30	.242
Defunct	32	10	16	6	84	105	26	.406

ROAD: 1630 568 802 260 4611 5605 1396 .428

* Totals include those of Kansas City (1974-76) and Colorado (1976-82)

** Totals include those of Atlanta (1972-80)

*** Totals include those of Quebec (1979-95)

**** Totals include those of Winnipeg (1979-96)

***** Totals include those of Hartford (1979-97)

RECENT RECORDS: NHL TEAMS



	Last 5 Overall	Last 5 Home	Last 5 Road	Last 10 Overall	Last 10 Home	Last 10 Road
Anaheim	2-2-1	2-2-1	3-1-1	5-3-2	7-2-1	4-4-2
Atlanta	4-1-0	4-1-0	5-0-0	9-1-0	5-1-0	5-0-0
Boston	2-3-0	3-2-0	2-2-1	5-3-2	6-2-2	4-4-2
Buffalo	1-3-1	3-1-1	0-4-1	3-5-2	7-2-1	3-6-1
Calgary	2-2-1	2-2-1	3-2-0	6-3-1	7-2-1	6-4-0
Carolina	4-1-0	4-0-1	1-4-0	5-4-1	8-1-1	4-5-1
Chicago	1-4-0	2-3-0	1-3-1	3-6-1	7-3-0	4-4-2
Colorado	3-2-0	4-1-0	2-3-0	6-4-0	7-3-0	5-5-0
Columbus	3-1-1	2-1-2	4-0-1	6-1-3	6-2-2	8-0-2
Detroit	3-2-0	3-2-0	2-3-0	5-5-0	4-5-1	3-7-0
Edmonton	3-2-0	5-0-0	3-2-0	8-2-0	7-3-0	7-3-0
Florida	2-2-1	2-2-1	3-1-1	4-4-2	4-3-3	5-3-2
Los Angeles	2-1-2	2-2-1	2-0-3	4-2-4	5-2-3	4-2-4
Minnesota	4-1-0	5-0-0	2-2-1	7-2-1	10-0-0	5-4-1
Montreal	2-2-1	3-1-1	3-0-2	5-2-3	4-4-2	4-4-2
Nashville	2-3-0	3-2-0	2-3-0	5-5-0	8-2-0	4-5-1
New Jersey	3-2-0	3-2-0	1-4-0	4-6-0	6-4-0	3-7-0
NY Islanders	2-2-1	1-2-2	2-2-1	4-4-2	4-2-4	7-2-1
NY Rangers	3-2-0	3-1-1	3-2-0	6-3-1	5-2-3	6-3-1
Ottawa	2-1-2	3-2-0	2-1-2	5-3-2	6-4-0	5-3-2
Philadelphia	2-1-2	3-0-2	1-2-2	4-2-4	6-1-3	1-3-6
Phoenix	1-2-2	1-4-0	1-1-2	3-5-2	4-6-0	6-2-2
Pittsburgh	1-3-1	3-1-1	1-3-1	4-4-2	6-2-2	4-5-1
St. Louis	2-3-0	3-2-0	1-4-0	4-6-0	8-2-0	3-6-1
San Jose	1-4-0	1-4-0	2-2-1	4-5-1	2-7-1	7-2-1
Tampa Bay	2-3-0	2-3-0	4-1-0	6-4-0	5-4-1	8-2-0
Toronto	4-1-0	3-2-0	3-1-1	6-3-1	7-3-0	6-2-2
Vancouver	2-3-0	3-2-0	2-2-1	5-4-1	8-2-0	4-4-2
Washington	3-1-1	3-0-2	2-2-1	7-1-2	8-0-2	6-3-1

LONGEST SCORING STREAKS

PLAYER	GAMES	DATES	POINTS
Brian Bellows	20 games	Jan. 11 - Feb. 21, 1986	(11-18-29)
Jude Drouin	15 games	Jan. 21 - Feb. 18, 1971	(2-21-23)
Neal Broten	15 games	Dec. 9, 1985 - Jan. 11, 1986	(3-19-22)
Brian Bellows	15 games	Feb. 27 - Mar. 31, 1990	(17-10-27)
Steve Payne	13 games	Feb. 2 - 28, 1980	(10-10-20)
Dave Gagner	13 games	Nov. 21 - Dec. 19, 1993	(7-9-16)
Norm Gratton	12 games	Feb. 8 - Mar. 4, 1975	(9-8-17)
Dino Ciccarelli	12 games	Jan. 15 - Feb. 9, 1988	(9-8-17)
Neal Broten	11 games	Feb. 11 - Mar. 3, 1982	(9-12-21)
Neal Broten	11 games	Jan. 16 - Feb. 4, 1982	(9-13-22)
Craig Hartsburg	11 games	Nov. 22 - Dec. 15, 1986	(4-14-18)
Dave Gagner	11 games	Feb. 2 - Mar. 1, 1991	(7-16-23)
Benoit Hogue	11 games	Feb. 11 - Mar. 5, 1996	(3-12-15)
Mike Modano	11 games	Feb. 23 - Mar. 15, 2000	(7-11-18)

(Regular season shutouts only)

BY STARS

VS. STARS

Anaheim	5-0, Nov. 5, 2007 @ Ana. Turco	4-0, Dec. 7, 2003 @ Ana. Gerber
Atlanta	2-0, Jan. 27, 2009 @ Dal. Turco	NONE
Boston	4-0, Jan. 6, 2001 @ Bos. Turco	2-0, Oct. 15, 2003 @ Dal. Raycroft
Buffalo	3-0, Mar. 31, 2003 @ Dal. Turco	5-0, Dec. 8, 1974 @ Buf. Bromley
Calgary	4-0, Mar. 22, 2004 @ Cgy. Turco	1-0, Mar. 9, 2006 @ Cgy Kiprusoff
Carolina	2-0, Mar. 21, 1997 @ Dal. Irbe	1-0, Dec. 22, 2002 @ Car. Weekes
Chicago	4-0, Mar. 14, 2004 @ Chi. Tugnut	2-0, Dec. 23, 1995 @ Dal. Hackett
Colorado	3-0, Mar. 9, 2008 @ Dal. Turco	3-0, Nov. 15, 2003 @ Col. Aebischer
Columbus	3-0, Mar. 9, 2007 @ Cbj. Turco	NONE
Detroit	1-0, Feb. 17, 2008 @ Dal. Turco	3-0, Jan. 5, 2008 @ Dal. Hasek
Edmonton	4-0, Nov. 7, 2005 @ Dal. Turco	2-0, Dec. 8, 2006 @ Dal. Roloson
Florida	4-0, Dec. 27, 2002 @ Fla. Tugnut	1-0, Dec. 19, 2003 @ Fla. Luongo
Los Angeles	0-1*, Mar. 26, 2009 @ Dal. Turco	1-0*, Mar. 26, 2009 @ Dal. Quick
Minnesota	1-0, Feb. 7, 2008 @ Min. Smith	6-0, Dec. 17, 2000 @ Min. Fernandez
Montreal	2-0, Nov. 11, 2000 @ Dal. Belfour	8-0, Feb. 17, 1992 @ Mtl. Roy
Nashville	1-0, Nov. 22, 2006 @ Dal. Smith	3-0, Dec. 13, 2008 @ Nsh. Ellis
New Jersey	2-0, Nov. 28, 2003 @ Dal. Turco	5-0, Oct. 22, 2008 @ NJ Brodeur
NY Islanders	3-0, Nov. 5, 1992 @ Min. Casey	3-0, Nov. 15, 2006 @ Dal. DiPietro
NY Rangers	7-0, Oct. 10, 1981 @ Min. Meloche	3-0, Nov. 4, 2003 @ NYR Markkanen
Ottawa	2-0, Dec. 15, 2005 @ Ott. Turco	2-0, Jan. 7, 1998 @ Dal. Rhodes
Philadelphia	2-0, Mar. 1, 2000 @ Dal. Belfour	3-0, Dec. 21, 1991 @ Min. Hextall
Phoenix	0-1*, Jan. 10, 2009 @ Phx. Turco	1-0, Feb. 11, 2009 @ Dal. Bryzgalov
Pittsburgh	0-0, Mar. 22, 1998 @ Dal. Belfour	4-0, Mar. 9, 2004 @ Pit. Aubin
St. Louis	3-0, Dec. 29, 2005 @ Dal. Turco	2-0, Feb. 3, 2007 @ StL. Legace
San Jose	3-0, Dec. 21, 2006 @ SJ Turco	1-0, Feb. 23, 2009 @ Dal. Nabokov
Tampa Bay	3-0, Dec. 10, 1997 @ Dal. Belfour	NONE
Toronto	2-0, Oct. 19, 1996 @ Dal. Moog	4-0, Oct. 25, 1999 @ Tor. Joseph
Vancouver	3-0, Mar. 18, 2004 @ Dal. Turco	2-0, Jan. 10, 1999 @ Van. Hirsch
Washington	3-0, Oct. 14, 2000 @ Dal. Belfour	3-0, Feb. 20, 1988 @ Min. Malarchuk

* Shootout loss

SEASONAL LEADERS



Year	Goals	Assists	Points	Penalty Minutes
1967-68	35 Connelly	35 Boudrias	56 Connelly	90 Balon
1968-69	34 Grant	38 Cullen	65 Grant	151 Goldsworthy
1969-70	36 Goldsworthy	52 Williams	72 Parise	182 Gibbs
1970-71	34 Grant, Goldsworthy	52 Drouin	68 Drouin	132 Gibbs
1971-72	31 Goldsworthy	43 Drouin	62 Goldsworthy	128 Gibbs
1972-73	32 Grant	52 Hextall	82 Hextall	140 Hextall
1973-74	48 Goldsworthy	62 Hextall	82 Hextall	166 O'Brien
1974-75	37 Goldsworthy	57 Hextall	74 Hextall	147 Hextall
1975-76	24 Goldsworthy	35 Hextall	51 Young	187 O'Brien
1976-77	30 Hicke	66 Young	96 Young	116 O'Brien
1977-78	23 Young	39 Eriksson	60 Eriksson	105 Engele
1978-79	30 B. Smith	44 B. Smith	74 B. Smith	147 G. Smith
1979-80	42 MacAdam, Payne	56 B. Smith	93 MacAdam	126 Maxwell
1980-81	30 Payne	64 B. Smith	93 B. Smith	128 G. Smith
1981-82	55 Ciccarelli	71 B. Smith	114 B. Smith	138 Ciccarelli
1982-83	37 Ciccarelli	53 B. Smith	77 N. Broten, B. Smith	170 Plett
1983-84	41 Bellows	61 N. Broten	89 N. Broten	316 Plett
1984-85	29 Payne	41 Maruk	62 Bellows	232 Snepsts
1985-86	44 Ciccarelli	76 N. Broten	105 N. Broten	231 Plett
1986-87	52 Ciccarelli	51 Ciccarelli	103 Ciccarelli	263 Plett
1987-88	41 Ciccarelli	45 Ciccarelli	86 Ciccarelli	382 McRae
1988-89	35 Gagner	43 Gagner	78 Gagner	365 McRae
1989-90	55 Bellows	62 N. Broten	99 Bellows	351 McRae
1990-91	40 Gagner	56 N. Broten	82 Gagner	284 Churla
1991-92	36 Dahlen	47 Bellows	77 Modano	278 Churla
1992-93	36 Courtnall	60 Modano	93 Modano	286 Churla
1993-94	50 Modano	57 Courtnall	93 Modano	333 Churla
1994-95	14 Gagner	28 Gagner	42 Gagner	186 Churla
1995-96	36 Modano	45 Modano	81 Modano	176 Huard
1996-97	35 Modano	48 Modano	83 Modano	142 Harvey
1997-98	39 Nieuwendyk	47 Zubov	69 Nieuwendyk	170 Verbeek
1998-99	34 Modano	47 Modano	81 Modano	133 Verbeek
1999-00	38 Modano	43 Modano	81 Modano	81 Morrow
2000-01	39 Hull	51 Modano	84 Modano	128 Morrow
2001-02	34 Modano	43 Modano	77 Modano	109 Morrow
2002-03	31 Lehtinen	57 Modano	85 Modano	134 Morrow
2003-04	34 Guerin	36 Arnott	69 Guerin	152 Ott
2004-05	-	-	-	-
2005-06	33 Lehtinen	58 Zubov	77 Modano	183 Morrow
2006-07	26 Lehtinen	42 Zubov	59 Ribeiro	127 Barnaby
2007-08	32 Morrow	56 Ribeiro	83 Ribeiro	147 Ott
2008-09	36 Eriksson	56 Ribeiro	78 Ribeiro	135 Ott

Year	Power Play Goals	Shorthanded Goals	Wins	Goals-Against Avg.
1967-68	14 Connelly	1 Balon	22 Maniago	2.77 Maniago
1968-69	11 Grant	1 3 players	18 Maniago	3.30 Maniago
1969-70	14 Grant	6 Collins	9 Maniago	2.65 Worsley
1970-71	12 Grant	3 Hampson	19 Maniago	2.49 Worsley
1971-72	7 3 players	2 Hampson	20 Maniago	2.12 Worsley
1972-73	8 Goldsworthy	1 Burns	21 Maniago	2.88 Worsley
1973-74	12 Goldsworthy	2 Featherstone	12 Maniago	3.22 Worsley
1974-75	11 Goldsworthy	1 3 players	11 Maniago	4.19 LoPresti
1975-76	6 Goldsworthy, Hicke	1 2 players	13 Maniago	3.35 Maniago
1976-77	10 3 players	3 Youngmans	13 Maniago	3.61 LoPresti
1977-78	12 Brad Maxwell	2 Brasar	12 LoPresti	3.82 Harrison
1978-79	9 B. Smith	2 2 players	20 Meloche	3.33 Meloche
1979-80	16 Payne	2 Young	27 Meloche	3.06 Meloche
1980-81	13 B. Smith	4 Andersson	18 Beupre	3.20 Beupre
1981-82	20 Ciccarelli, B. Smith	4 Hankansson	26 Meloche	3.47 Meloche
1982-83	15 Ciccarelli, Bellows	5 Eaves	20 Meloche	3.57 Meloche
1983-84	16 Ciccarelli, McCarthy	5 Bellows	21 Meloche	4.12 Beupre
1984-85	14 Payne	1 3 players	10 Meloche, Beupre	3.69 Beupre
1985-86	19 Ciccarelli	4 Graham	25 Beupre	3.55 Beupre
1986-87	22 Ciccarelli	5 Graham	17 Beupre	3.44 Takko
1987-88	21 Bellows	2 2 players	10 Beupre	3.71 Casey
1988-89	11 Gagner	5 N. Broten	18 Casey	3.06 Casey
1989-90	21 Bellows	3 Gavin	31 Casey	3.22 Casey
1990-91	20 Gagner	3 Berezan	21 Casey	2.98 Casey
1991-92	17 Gagner	3 Elik	19 Casey	3.28 Wakaluk
1992-93	17 Gagner	3 N. Broten	26 Casey	3.33 Casey
1993-94	18 Modano	3 MCPhee	24 Moog	2.64 Wakaluk
1994-95	7 Gagner	3 Gilchrist	10 Moog	2.44 Moog
1995-96	11 Adams	4 Modano	13 Moog	2.99 Moog
1996-97	9 Modano	5 Modano	28 Moog	2.15 Moog
1997-98	14 Nieuwendyk	5 Modano	37 Belfour	1.88 Belfour
1998-99	15 Hull	4 Modano	35 Belfour	1.99 Belfour
1999-00	11 Hull, Modano	4 Keane	32 Belfour	2.10 Belfour
2000-01	12 Nieuwendyk	3 Modano	35 Belfour	1.90 Turco
2001-02	8 Zubov	2 2 players	21 Belfour	2.09 Turco
2002-03	11 Guerin	3 Morrow	31 Turco	1.72 Turco
2003-04	9 Guerin, Morrow	1 5 players	37 Turco	1.98 Turco
2004-05	-	-	-	-
2005-06	14 Lehtinen	2 Kapanen	41 Turco	2.55 Turco
2006-07	12 Boucher	1 3 players	38 Turco	2.23 Smith, Turco
2007-08	12 Morrow	4 Hagman	32 Turco	2.31 Turco
2008-09	9 Neal	1 Eriksson, Sutherby	33 Turco	2.81 Turco

ALL-TIME SCORING LIST

	PLAYER	GP	GOALS	ASSISTS	POINTS	PIM
1.	Mike Modano	1,400	543	786	1,329	896
2.	Neal Broten	.992	274	593	867	537
3.	Brian Bellows	.753	342	380	722	537
4.	Dino Ciccarelli	.602	332	319	651	642
5.	Bobby Smith	.572	185	369	554	489
6.	Sergei Zubov	.839	111	438	549	254
7.	Dave Gagner	.609	247	287	534	746
8.	Bill Goldsworthy	.670	267	239	506	711
9.	Jere Lehtinen	.817	239	258	497	202
10.	Tim Young	.564	178	316	494	401
11.	Steve Payne	.613	228	238	466	435
12.	Craig Hartsburg	.570	98	315	413	818
13.	J.P. Parise	.588	154	242	396	509
14.	Brenden Morrow	.591	173	216	389	943
15.	Danny Grant	.463	176	177	353	161
16.	Joe Nieuwendyk	.442	178	162	340	188
t16.	Al MacAdam	.459	138	202	340	268
18.	Darryl Sydor	.714	69	265	334	401
19.	Tom McCarthy	.385	146	187	333	293
20.	Dennis Hextall	.328	84	216	300	567
21.	Brad Maxwell	.471	82	217	299	1031
22.	Derian Hatcher	.827	71	223	294	1380
23.	Ulf Dahlen	.369	130	149	279	46
24.	Jude Drouin	.319	79	183	262	187
25.	Gordie Roberts	.555	33	224	257	832
t26.	Glen Sharpley	.318	98	138	236	176
t26.	Dennis Maruk	.309	80	156	236	234
t28.	Jamie Langenbrunner	.432	90	145	235	361
t28.	Keith Acton	.343	87	148	235	380
30.	Lou Nanne	.635	68	157	225	356
31.	Mike Ribeiro	.239	67	153	220	120
32.	Curt Giles	.760	40	177	217	625
33.	Murray Oliver	.371	83	118	201	263
34.	Brett Hull	.218	95	101	196	91
35.	Jason Arnott	.236	79	105	184	225
36.	Russ Courtnall	.200	66	110	176	121
37.	Richard Matvichuk	.733	38	129	167	584
38.	Pat Verbeek	.305	72	92	164	503
t39.	Ray Cullen	.208	71	91	162	70
t39.	Brian Lawton	.303	71	91	162	250
t39.	Philippe Boucher	.346	52	110	162	385

Active Stars in bold

LONGEST GOAL STREAKS

PLAYER	GAMES	DATES	GOALS IN STREAK
Brian Bellows	10 games	Mar. 12 - 31, 1990	12 goals
Bill Goldsworthy	7 games	Feb. 6 - 17, 1971	9 goals
Neal Broten	7 games	Jan. 23 - Feb. 4, 1982	7 goals
Dave Gagner	7 games	Dec. 26 - Jan. 7, 1993	7 goals
Bill Goldsworthy	6 games	Jan. 21 - 31, 1971	6 goals
Danny Grant	6 games	Nov. 3 - 17, 1973	9 goals
Tim Young	6 games	Mar. 19 - 30, 1980	6 goals
Dirk Graham	6 games	Mar. 16 - 26, 1985	6 goals
Mike Modano	6 games	Feb. 29 - Mar. 10, 1992	7 goals
Mike Modano	6 games	Jan. 21 - 31, 1997	7 goals
Mike Modano	6 games	Dec. 2 - 15, 2001	7 goals
Mike Modano	6 games	Jan. 2 - 13, 2002	9 goals
Jere Lehtinen	6 games	Dec. 7 - 19, 2005	7 goals

STARS TOP 10 RANKINGS



GAMES PLAYED

1	Mike Modano	1400
2	Neal Broten	992
3	Sergei Zubov	839
4	Derian Hatcher	827
5	Jere Lehtinen	817
6	Curt Giles	760
7	Brian Bellows	753
8	Richard Matvucuk	733
9	Fred Barnett	730
10	Darryl Sydor	714

POINTS

1	Mike Modano	1329
2	Neal Broten	867
3	Brian Bellows	722
4	Dino Ciccarelli	651
5	Bobby Smith	554
6	Sergei Zubov	549
7	Dave Gagner	534
8	Bill Goldsworthy	506
9	Jere Lehtinen	497
10	Tim Young	494

GOALS

1	Mike Modano	543
2	Brian Bellows	342
3	Dino Ciccarelli	332
4	Neal Broten	274
5	Bill Goldsworthy	267
6	Dave Gagner	247
7	Jere Lehtinen	239
8	Steve Payne	228
9	Bobby Smith	185
T10	Joe Nieuwendyk/Tim Young	178

ASSISTS

1	Mike Modano	786
2	Neal Broten	593
3	Sergei Zubov	438
4	Brian Bellows	380
5	Bobby Smith	369
6	Dino Ciccarelli	319
7	Tim Young	316
8	Craig Hartsburg	315
9	Dave Gagner	287
10	Darryl Sydor	265

POWER PLAY GOALS

1	Mike Modano	153
2	Brian Bellows	134
3	Dino Ciccarelli	131
4	Dave Gagner	98
5	Steve Payne	79
6	Bobby Smith	77
7	Jere Lehtinen	76
8	Bill Goldsworthy	66
9	Neal Broten	64
10	Joe Nieuwendyk	63

GAME-WINNING GOALS

1	Mike Modano	90
2	Brian Bellows	40
3	Jere Lehtinen	37
4	Joe Nieuwendyk	35
5	Bill Goldsworthy	34
6	Brenden Morrow	33
7	Neal Broten	30
8	Dave Gagne	29
9	Dino Ciccarelli	27
10	Bobby Smith	24

PENALTY MINUTES

1	Shane Churla	1883
2	Basil McRae	1567
3	Derian Hatcher	1380
4	Willi Plett	1137
5	Brad Maxwell	1031
6	Mark Tinordi	1015
7	Brenden Morrow	943
8	Mike Modano	896
9	Dennis O'Brien	836
10	Gordie Roberts	832

GOALTENDERS - GAMES PLAYED

1	Marty Turco	456
2	Cesare Maniago	420
3	Gilles Meloche	328
4	Jon Casey	325
5	Don Beaupre	316
6	Ed Belfour	307
7	Andy Moog	175
8	Pete Lo Presti	173
9	Darcy Wakaluk	153
10	Kari Takko	131

GOALTENDERS - WINS

1	Marty Turco	240
2	Ed Belfour	160
3	Cesare Maniago	145
4	Gilles Meloche	141
5	Jon Casey	128
6	Don Beaupre	126
7	Andy Moog	75
8	Darcy Wakaluk	54
9	Pete LoPresti	43
10	Gump Worsley	39

GOALTENDERS - SHUTOUTS

1	Marty Turco	36
2	Ed Belfour	27
3	Cesare Maniago	26
4	Jon Casey	12
5	Gilles Meloche	9
T6	Darcy Wakaluk	8
T6	Andy Moog	8
T8	Pete LoPresti	5
T8	Ron Tugnutt	5
T10	Brian Hayward/Don Beaupre	4

GOALTENDERS - MINUTES PLAYED

1	Marty Turco	25,977
2	Cesare Maniago	24,229
3	Gilles Meloche	18,889
4	Jon Casey	18,089
5	Ed Belfour	17,893
6	Don Beaupre	17,883
7	Andy Moog	9,858
8	Pete LaPresti	9,753
9	Darcy Wakaluk	8,130
10	Kari Takko	6,788

*GOALS-AGAINST AVERAGE

1	Roman Turek	2.14
2	Ed Belfour	2.19
3	Marty Turco	2.26
4	Ron Tugnutt	2.45
5	Gump Worsley	2.62
6	Arturs Irbe	2.69
7	Andy Moog	2.74
8	Cesare Maniago	3.17
9	Darcy Wakaluk	3.21
10	Jon Casey	3.28

Active Stars noted in bold

*Minimum 30 games played

MOST 20-30-40-50 GOAL SEASONS

40+ GOAL SEASONS

- 16: **Modano**
- 10: Bellows
- 7: Goldsworthy
- Lehtinen**
- Payne
- 6: Ciccarelli
- Gagner
- 5: N. Broten
- Grant
- Nieuwendyk
- B. Smith
- T. Young
- Morrow**
- 4: MacAdam
- 3: McCarthy
- Parise
- Dahlen
- Hull
- Arnett
- 2: Acton
- Adams
- Christoff
- Courtnall
- Cullen
- Graham
- Guerin
- D. Hextall
- Hicke
- LaRose
- Prentice
- Ribeiro**
- Sharpley

20+ GOAL SEASONS (cont'd)

- 1: Collins
- Connelly
- Drouin
- Eriksson**
- Fidler
- Gartner
- Gilchrist
- Habscheid
- Hagman
- Langenbrunner
- MacLellan
- McPhee
- Neal**
- Oliver
- Plett
- Propp
- Richards**
- Verbeek
- Young

30+ GOAL SEASONS

- 9: **Modano**
- 7: Bellows
- Ciccarelli
- 6: Gagner
- 5: Goldsworthy
- 4: Payne
- 3: Grant
- 2: B. Smith
- N. Broten
- Dahlen
- Nieuwendyk
- Lehtinen**

30+ GOAL SEASONS (cont'd)

- 1: Arnett
- Biugstad
- Connelly
- Eriksson**
- Gartner
- Guerin
- D. Hextall
- Hicke
- MacAdam
- MacLellan
- McCarthy
- Morrow**
- Verbeek
- T. Young

40+ GOAL SEASONS

- 4: Ciccarelli
- 3: Bellows
- 2: Gagner
- 1: Goldsworthy
- Biugstad
- B. Smith
- MacAdam
- Payne
- Modano**

50+ GOAL SEASONS

- 2: Ciccarelli
- 1: Bellows
- Modano**

MOST 40-50-60 ASSIST SEASONS

40+ ASSIST SEASONS

- 12: **Modano**
- Bellows
- 6: N. Broten
- Zubov
- 5: B. Smith
- 4: Ciccarelli
- 3: Drouin
- Gagner
- Hartsburg
- D. Hextall
- Ribeiro**
- T. Young
- 2: Payne
- MacAdam
- Maruk
- Parise
- Roberts
- Courtnall
- Hull
- Morrow**

40+ ASSIST SEASONS (cont'd)

- 1: McCarthy
- Murphy
- B. Maxwell
- Nilsson
- Eriksson
- Williams
- Propp
- Sydor
- Hull
- Arnett
- Richards**

50+ ASSIST SEASONS

- 5: N. Broten
- 4: B. Smith
- Modano**
- 3: D. Hextall

50+ ASSIST SEASONS (cont'd)

- 2: Ciccarelli
- Hartsburg
- Ribeiro**
- 1: Courtnall
- Drouin
- MacAdam
- B. Maxwell
- Murphy
- Williams
- T. Young
- Zubov

60+ ASSIST SEASONS

- 4: N. Broten
- 2: B. Smith
- 1: T. Young
- Modano**
- Hartsburg
- D. Hextall

MOST 60-70-80-90-100-110 POINT SEASONS

60+ POINT SEASONS

- 13: **Modano**
- 8: Bellows
- 6: N. Broten
- Ciccarelli
- Gagner
- Goldsworthy
- 5: B. Smith
- T. Young
- 3: D. Hextall
- MacAdam
- Payne
- 2: Courtnall
- Dahlen
- McCarthy
- Morrow**
- Parise
- Ribeiro**
- 1: Arnett
- Eriksson**
- Guerin
- Hull
- B. Maxwell
- Nieuwendyk
- Propp
- Richards**
- Zubov

70+ POINT SEASONS

- 12: **Modano**
- 6: Ciccarelli
- 5: Bellows
- N. Broten
- Gagner
- B. Smith
- 3: D. Hextall
- 2: Courtnall
- Goldsworthy
- McCarthy
- Parise
- Payne
- Ribeiro**
- 1: Arnett
- Dahlen
- Hull
- MacAdam
- B. Maxwell
- Morrow**
- Propp
- T. Young
- Zubov

80+ POINT SEASONS

- 8: **Modano**
- 4: N. Broten
- Ciccarelli
- 3: Bellows
- B. Smith
- 2: D. Hextall
- 1: Courtnall
- Gagner
- MacAdam
- Ribeiro**
- T. Young

90+ POINT SEASONS

- 2: N. Broten
- Ciccarelli
- Modano**
- B. Smith
- 1: MacAdam
- T. Young

100+ POINT SEASONS

- 2: Ciccarelli
- 1: N. Broten
- B. Smith

110+ POINT SEASONS

- 1: B. Smith

SINGLE-SEASON LEADERS



GOALS

Brian Bellows	1989-90	55
Dino Ciccarelli	1981-82	55
Dino Ciccarelli	1986-87	52
Mike Modano	1993-94	50
Bill Goldsworthy	1973-74	48
Dino Ciccarelli	1985-86	44
Scott Bjugstad	1985-86	43
Bobby Smith	1981-82	43
Al MacAdam	1979-80	42
Steve Payne	1979-80	42
Brian Bellows	1983-84	41
Dino Ciccarelli	1987-88	41
Brian Bellows	1987-88	40
Dave Gagner	1989-90	40
Dave Gagner	1990-91	40

ASSISTS

Neal Broten	1985-86	76
Bobby Smith	1981-82	71
Tim Young	1976-77	66
Bobby Smith	1980-81	64
Dennis Hextall	1973-74	62
Neal Broten	1989-90	62
Neal Broten	1983-84	61
Neal Broten	1981-82	60
Craig Hartsburg	1981-82	60
Mike Modano	1992-93	60
Larry Murphy	1989-90	58
Sergei Zubov	2005-06	58
Dennis Hextall	1974-75	57
Russ Courtnall	1993-94	57
Mike Modano	2002-03	57
Bobby Smith	1979-80	56
Neal Broten	1990-91	56
Mike Ribeiro	2007-08	56
Mike Ribeiro	2008-09	56
Tom Williams	1969-70	52
Jude Drouin	1970-71	52
Dennis Hextall	1972-73	52
Al MacAdam	1979-80	51
Dino Ciccarelli	1981-82	51
Dino Ciccarelli	1986-87	51
Mike Modano	2000-01	51

POINTS

Bobby Smith	1981-82	114
Dino Ciccarelli	1981-82	106
Neal Broten	1985-86	105
Dino Ciccarelli	1986-87	103
Brian Bellows	1989-90	99
Neal Broten	1981-82	98
Tim Young	1976-77	95
Al MacAdam	1979-80	93
Bobby Smith	1980-81	93
Mike Modano	1992-93	93
Mike Modano	1993-94	93
Neal Broten	1983-84	89
Dino Ciccarelli	1985-86	89
Dino Ciccarelli	1987-88	86
Steve Payne	1979-80	85
Neal Broten	1989-90	85
Mike Modano	2002-03	85

GAME-WINNING GOALS

Joe Nieuwendyk	1997-98	11
Brett Hull	1998-99	11
Bill Guerin	2003-04	10
Brian Bellows	1989-90	9
Mike Modano	1996-97	9
Wayne Connelly	1967-68	8
Bill Goldsworthy	1971-72	8
Mike Modano	1991-92	8
Joe Nieuwendyk	1998-99	8
Mike Modano	1999-00	8
Niklas Hagman	2007-08	8

PENALTY MINUTES

Basil McRae	1987-88	382
Basil McRae	1988-89	365
Basil McRae	1989-90	351
Shane Churla	1993-94	333
Willi Plett	1983-84	316
Richard Zemplak	1987-88	307
Shane Churla	1989-90	292
Shane Churla	1990-91	286
Shane Churla	1992-93	286

POWER PLAY GOALS

Dino Ciccarelli	1986-87	22
Brian Bellows	1987-88	21
Brian Bellows	1989-90	21
Dino Ciccarelli	1981-82	20
Bobby Smith	1981-82	20
Dave Gagner	1990-91	20
Dino Ciccarelli	1985-86	19
Mike Modano	1993-94	18
Brian Bellows	1990-91	17
Dave Gagner	1991-92	17
Dave Gagner	1992-93	17

SHORTHANDED GOALS

Bill Collins	1969-70	6
Mike Eaves	1982-83	5
Brian Bellows	1983-84	5
Dirk Graham	1986-87	5
Neal Broten	1988-89	5
Mike Modano	1996-97	5
Mike Modano	1997-98	5
Kent-Erik Andersson	1980-81	4
Anders Hakansson	1981-82	4
Al MacAdam	1983-84	4
Dirk Graham	1985-86	4
Mike Modano	1995-96	4
Mike Modano	1998-99	4
Mike Keane	1999-00	4
Niklas Hagman	2007-08	4

GOALS BY A DEFENSEMAN

Philippe Boucher	2006-07	19
Brad Maxwell	1983-84	19
Brad Maxwell	1977-78	18
Craig Hartsburg	1981-82	17
Philippe Boucher	2005-06	16
Mark Tinordi	1992-93	15
Kevin Hatcher	1995-96	15

WINS

Marty Turco	2005-06	41
Marty Turco	2006-07	38
Marty Turco	2003-04	37
Ed Belfour	1997-98	37
Ed Belfour	1998-99	35
Ed Belfour	2000-01	35
Marty Turco	2008-09	33
Ed Belfour	1999-00	32
Marty Turco	2007-08	32
Jon Casey	1989-90	31
Marty Turco	2002-03	31
Andy Moog	1996-97	28
Gilles Meloche	1979-80	27
Gilles Meloche	1981-82	26
Jon Casey	1992-93	26
Don Beaupre	1985-86	25

SHUTOUTS

Marty Turco	2003-04	9
Ed Belfour	1997-98	9
Ed Belfour	2000-01	8
Marty Turco	2002-03	7
Marty Turco	2006-07	6
Cesare Maniago	1967-68	6

55 GOALS

* Dino Ciccarelli	81-82
* Brian Bellows	89-90

52 GOALS

* Dino Ciccarelli	86-87
-------------------	-------

50 GOALS

* Mike Modano	93-94
---------------	-------

48 GOALS

* Bill Goldsworthy	73-74
--------------------	-------

44 GOALS

* Dino Ciccarelli	85-86
-------------------	-------

43 GOALS

Bobby Smith	81-82
Scott Bjuggstad	85-86

42 GOALS

* Al MacAdam	79-80
--------------	-------

41 GOALS

* Brian Bellows	83-84
* Dino Ciccarelli	87-88

40 GOALS

Brian Bellows	87-88
Dave Gagner	89-90
* Dave Gagner	90-91

39 GOALS

Tom McCarthy	83-84
* Joe Nieuwendyk	97-98

* Brett Hull	00-01
--------------	-------

38 GOALS

Neal Broten	81-82
Dino Ciccarelli	83-84
* Mike Modano	99-00

37 GOALS

* Bill Goldsworthy	74-75
* Dino Ciccarelli	82-83

36 GOALS

* Bill Goldsworthy	69-70
* Ulf Dahlen	91-92
* Russ Courtnall	92-93
* Mike Modano	95-96
* Loui Eriksson	08-09

35 GOALS

* Wayne Connelly	67-68
Brian Bellows	82-83
* Dave Gagner	88-89
Brian Bellows	90-91
Ulf Dahlen	92-93
* Mike Modano	96-97

34 GOALS

* Danny Grant	68-69
* Danny Grant	70-71
* Bill Goldsworthy	70-71
* Mike Gartner	89-90
* Mike Modano	98-99
* Mike Modano	01-02
* Bill Guerin	03-04

33 GOALS

Steve Payne	81-82
Mike Modano	91-92
Mike Modano	92-93
Dave Gagner	92-93
Mike Modano	00-01
* Jere Lehtinen	05-06

32 GOALS

* Danny Grant	72-73
Neal Broten	82-83

32 GOALS (cont'd)

Brian MacLellan	86-87
Dino Ciccarelli	88-89
Dave Gagner	93-94
Brett Hull	98-99
Jason Arnott	05-06
* Brenden Morrow	07-08

31 GOALS

* Bill Goldsworthy	71-72
Tim Young	79-80
Brian Bellows	85-86
Dave Gagner	91-92
Pat Verbeek	97-98
* Jere Lehtinen	02-03

30 GOALS

Dennis Hextall	72-73
* Ernie Hicke	76-77
* Bobby Smith	78-79
* Steve Payne	80-81
Steve Payne	82-83
Brian Bellows	91-92
Joe Nieuwendyk	96-97

29 GOALS

Danny Grant	69-70
Bill Collins	69-70
Danny Grant	73-74
Tim Young	76-77
Bobby Smith	80-81
* Steve Payne	84-85
Neal Broten	85-86
Mike Modano	89-90
Joe Nieuwendyk	00-01

28 GOALS

Ray Cullen	67-68
Tom McCarthy	82-83
Neal Broten	83-84
Steve Payne	83-84
Mike Modano	90-91
Joe Nieuwendyk	98-99
Mike Modano	02-03

27 GOALS

Murray Oliver	71-72
J.P. Parise	72-73
Jude Drouin	72-73
Bill Goldsworthy	72-73
Bobby Smith	79-80
Mike Modano	05-06
Mike Ribeiro	07-08
Niklas Hagman	07-08

26 GOALS

Ray Cullen	68-69
Dean Prentice	72-73
Steve Christoff	80-81
Steve Christoff	81-82
Brian Bellows	84-85
Keith Acton	85-86
Brian Bellows	86-87
Brian Propp	90-91
* Jere Lehtinen	06-07

25 GOALS

Claude Larose	68-69
Glen Sharpley	76-77
Roland Eriksson	76-77
Tim Young	80-81
Willi Plett	82-83
Dirk Graham	86-87
Jere Lehtinen	01-02

25 GOALS (cont'd)

Bill Guerin	02-03
Brenden Morrow	03-04

24 GOALS

J.P. Parise	68-69
Claude Larose	69-70
* Bill Goldsworthy	75-76
Al MacAdam	78-79
Tim Young	78-79
Bobby Smith	82-83
Brett Hull	99-00
James Neal	08-09

23 GOALS

Ernie Hicke	75-76
* Tim Young	77-78
Mike Fidler	78-79
Steve Payne	78-79
Tom McCarthy	80-81
Marc Habscheid	88-89
Brian Bellows	88-89
Neal Broten	89-90
Russ Courtnall	93-94
J. Langenbrunner	97-98
Jere Lehtinen	97-98
Joe Nieuwendyk	01-02
Jason Arnott	02-03
Scott Young	02-03
Brenden Morrow	05-06

22 GOALS

J.P. Parise	68-69
Steve Jensen	76-77
Dean Talafous	76-77
Glen Sharpley	77-78
Brad Palmer	81-82
Al MacAdam	83-84
Dirk Graham	85-86
Greg Adams	95-96
Mike Modano	06-07
Mike Ribeiro	08-09

21 GOALS

Lou Nanne	71-72
Buster Harvey	72-73
Pierre Jarry	75-76
Roland Eriksson	77-78
Al MacAdam	80-81
Dennis Maruk	85-86
Brian Lawton	86-87
Ulf Dahlen	90-91
Greg Adams	96-97
Mike Modano	97-98
Brenden Morrow	02-03
Jason Arnott	03-04
Mike Modano	07-08

20 GOALS

Dean Prentice	71-72
Dennis Hextall	73-74
Alex Pirus	76-77
Per-Olov Brasar	77-78
Glen Sharpley	79-80
Keith Acton	84-85
Mike McPhee	93-94
Brent Gilchrist	95-96
Jere Lehtinen	98-99
Brenden Morrow	00-01
Jere Lehtinen	00-01
Brad Richards	07-08

*Season High

STARS HAT TRICKS



Player	Date	Final Score	Opposing Goaltender(s)
Wayne Connelly	Jan. 10, 1968	Philadelphia 4 at Minnesota 6	Doug Favell
Wayne Connelly	Mar. 2, 1968	Montreal 2 at Minnesota 3	Rogie Vachon
Danny Grant	Nov. 9, 1968	Detroit 4 at Minnesota 6	Crozier (1)—Sawchuk (2)
Danny Grant	Feb. 23, 1969	Toronto 2 at Minnesota 7	Bruce Gamble
Bill Goldsworthy	Nov. 8, 1969	St. Louis 2 at Minnesota 5	Jacques Plante
Ray Cullen	Dec. 3, 1969	Toronto 5 at Minnesota 5	Marv Edwards
Danny Grant	Jan. 10, 1970	Los Angeles 6 at Minnesota 4	Wayne Rutledge
Ray Cullen	Jan. 29, 1970	Minnesota 5 at Boston 6	Ed Johnston
Bill Collins	Mar. 1, 1970	Toronto 0 at Minnesota 8	Bruce Gamble
Bill Collins	Mar. 7, 1970	Minnesota 8 at Toronto 3	Edwards (1)—Gamble (2)
Walt McKechnie	Oct 15, 1970	Pittsburgh 2 at Minnesota 4	Al Smith
Gord Labossiere	Jan. 31, 1971	California 1 at Minnesota 7	Gary Smith
Bill Goldsworthy	Mar. 16, 1971	Minnesota 7 at Los Angeles 2	DeJordy (1)—Norris (2)
* Bill Goldsworthy	Mar. 21, 1971	Minnesota 6 at Vancouver 3	Hodge (2)—Wilson (2)
Bill Goldsworthy	Oct. 23, 1971	Buffalo 1 at Minnesota 5	Dave Dryden
Bob Nevin	Nov. 6, 1971	St. Louis 1 at Minnesota 5	Ernie Wakely
Bill Goldsworthy	Dec. 1, 1971	California 1 at Minnesota 4	Carter (2)—Meloche (1)
Lou Nanne	Jan. 27, 1972	Minnesota 6 at Montreal 5	Phil Myre
Danny Grant	Feb. 17, 1973	Boston 2 at Minnesota 5	Ed Johnston
Dennis Hextall	Mar. 7, 1973	Pittsburgh 4 at Minnesota 10	Andy Brown
(T) Bill Goldsworthy	Dec. 11, 1973	Los Angeles 3 at Minnesota 6	Rogie Vachon
Bill Goldsworthy	Mar. 10, 1974	St. Louis 1 at Minnesota 8	John Davidson
Bill Goldsworthy	Mar. 23, 1974	Pittsburgh 1 at Minnesota 5	Gary Inness
Fred Stanfield	Nov. 13, 1974	Detroit 4 at Minnesota 7	Doug Grant
Pierre Jarry	Jan. 28, 1976	Kansas City 3 at Minnesota 9	Bill McKenzie
Roland Eriksson	Nov. 27, 1976	Washington 1 at Minnesota 6	Ron Low
Roland Eriksson	Dec. 23, 1977	Minnesota 7 at Vancouver 5	Cesare Maniago
* Harvey Bennett	Mar. 28, 1978	Vancouver 4 at Minnesota 9	Maniago (3)—Ridley (1)
** Tim Young	Jan. 15, 1979	Minnesota 8 at NY Rangers 1	Soetaert (3)—Thomas (2)
Mike Fidler	Mar. 21, 1979	Philadelphia 3 at Minnesota 7	Wayne Stephenson
Steve Payne	Mar. 21, 1979	Philadelphia 3 at Minnesota 7	Wayne Stephenson
Steve Payne	Oct. 27, 1979	NY Rangers 2 at Minnesota 7	Wayne Thomas
Al MacAdam	Dec. 17, 1979	Toronto 1 at Minnesota 5	Paul Harrison
Steve Payne	Dec. 26, 1979	Winnipeg 0 at Minnesota 6	Lindsay Middlebrook
Bobby Smith	Mar. 25, 1980	Toronto 2 at Minnesota 7	Crha (2)—Ridley (1)
Steve Christoff	Dec. 23, 1980	Minnesota 6 at Detroit 2	Gilbert (2),—1 ENG
Bobby Smith	Jan. 17, 1981	Quebec 1 at Minnesota 7	Plasse (2)—Grahame (1)
Steve Christoff	Jan. 22, 1981	Minnesota 4 at Philadelphia 5	Pete Peeters
* Dino Ciccarelli	Mar. 22, 1981	Detroit 3 at Minnesota 9	Gilbert (2)—Lozinski (2)

(continued)

Player	Date	Final Score	Opposing Goaltender(s)
Dino Ciccarelli	Oct. 22, 1981	St. Louis 5 at Minnesota 5	Gary Edwards
*Bobby Smith	Nov. 11, 1981	Winnipeg 2 at Minnesota 15	Doug Soetaert
Dino Ciccarelli	Nov. 27, 1981	Minnesota 5 at Winnipeg 5	Doug Soetaert
Dino Ciccarelli	Dec. 9, 1981	Montreal 6 at Minnesota 6	Denis Herron
Steve Payne	Dec. 26, 1981	St. Louis 3 at Minnesota 6	Mike Liut
Bobby Smith	Jan. 25, 1982	Minnesota 9 at Toronto 2	Michel Larocque
Dino Ciccarelli	Oct. 16, 1982	Calgary 4 at Minnesota 8	Tim Bernhardt
Neal Broten	Nov. 23, 1982	Minnesota 8 at NY Islanders 8	Smith (2)—Melanson (1)
Steve Payne	Nov. 23, 1982	Minnesota 8 at NY Islanders 8	Smith (2)—Melanson (1)
* Willi Plett	Dec. 2, 1982	Minnesota 6 at St. Louis 3	Glen Hanlon
George Ferguson	Mar. 6, 1983	Los Angeles 3 at Minnesota 8	Mattsson (2)—Laskoski (1)
Steve Payne	Mar. 6, 1983	Los Angeles 3 at Minnesota 8	Mattsson (1)—Laskoski (2)
(T)Tim Young	Mar. 8, 1983	Buffalo 1 at Minnesota 5	Phil Myre (2)—1 ENG
Dino Ciccarelli	Nov. 5, 1983	Chicago 5 at Minnesota 10	Murray Bannerman
Dino Ciccarelli	Nov. 9, 1983	Minnesota 5 at Detroit 3	Eddie Mio (4)—1 ENG
(T)Neal Broten	Nov. 26, 1983	Minnesota 7 at Toronto 6	Mike Palmateer
Dino Ciccarelli	Jan. 27, 1984	Minnesota 10 at St. Louis 8	Michel Larocque (9)—1 ENG
Tom McCarthy	Mar. 5, 1984	Detroit 1 at Minnesota 5	Corrado Micallef
Tom McCarthy	Mar. 12, 1984	Montreal 6 at Minnesota 7	Rick Wamsley
Keith Acton	Jan. 3, 1985	Minnesota 8 at Los Angeles 3	Bob Janecyk
Tom McCarthy	Jan. 3, 1985	Minnesota 8 at Los Angeles 3	Bob Janecyk
(T)Neal Broten	Nov. 17, 1985	Minnesota 5 at Chicago 5	Murray Bannerman
Tony McKegney	Dec. 3, 1985	Chicago 2 at Minnesota 9	Murray Bannerman
* Brian Bellows	Dec. 11, 1985	Minnesota 10 at Detroit 2	Greg Stefan
Scott Bjugstad	Dec. 11, 1985	Minnesota 10 at Detroit 2	Greg Stefan
Scott Bjugstad	Dec. 22, 1985	Minnesota 8 at New Jersey 3	Glen Resch
Neal Broten	Feb. 6, 1986	Toronto 7 at Minnesota 8	Don Edwards
Brian Lawton	Feb. 19, 1986	Minnesota 6 at Chicago 5	Murray Bannerman
Dino Ciccarelli	Mar. 3, 1986	Minnesota 8 at Detroit 5	Mark LaForest
Dino Ciccarelli	Mar. 17, 1986	St. Louis 5 at Minnesota 6	Rick Wamsley
Scott Bjugstad	Mar. 19, 1986	Minnesota 6 at Calgary 5	Lemelin (2)—Vernon (1)
Dino Ciccarelli	Mar. 29, 1986	Minnesota 5 at Detroit 4	Ed Mio
Craig Hartsburg	Nov. 1, 1986	Chicago 6 at Minnesota 5	Bob Sauve
Dino Ciccarelli	Nov. 26, 1986	Chicago 2 at Minnesota 5	Bob Sauve
(T)Neal Broten	Dec. 28, 1986	Minnesota 4 at Winnipeg 5	Eldon Reddick
Brian Lawton	Mar. 15, 1987	Minnesota 4 at Chicago 2	Murray Bannerman
Brian Bellows	Dec. 30, 1987	Minnesota 6 at Chicago 4	Darren Pang
Brian MacLellan	Feb. 6, 1988	Winnipeg 8 at Minnesota 8	Daniel Berthiaume
Dave Gagner	Nov. 14, 1988	Minnesota 5 at Toronto 4	Ken Wregget
Dino Ciccarelli	Nov. 17, 1988	Vancouver 6 at Minnesota 7	Kirk McLean
Brian Bellows	Nov. 25, 1988	Toronto 3 at Minnesota 5	Ken Wregget
Dino Ciccarelli	Dec. 31, 1988	St. Louis 2 at Minnesota 6	Greg Millen
Dave Gagner	Jan. 21, 1989	Minnesota 6 at NY Islanders 8	Kelly Hrudehy
(T)Don Barber	Mar. 16, 1989	Chicago 1 at Minnesota 6	Alain Chevrier
Mike Gartner	Dec. 3, 1989	Minnesota 5 at Vancouver 6	Kirk McLean
Brian Bellows	Jan. 4, 1990	NY Rangers 2 at Minnesota 8	John Vanbiesbrouck
Mike Gartner	Feb. 15, 1990	Los Angeles 3 at Minnesota 6	Mario Gosselin
Mike Modano	Mar. 17, 1990	Minnesota 6 at Pittsburgh 2	Alain Chevrier
Neal Broten	Mar. 24, 1990	Minnesota 7 at Boston 6	Moog (1)—Lemelin (2)

STARS HAT TRICKS



Player	Date	Final Score	Opposing Goaltender(s)
Brian Bellows Dave Gagner Ulf Dahlen	Nov. 23, 1990 Dec. 23, 1990 Mar. 9, 1991	Vancouver 4 at Minnesota 6 Minnesota 5 at Hartford 2 Detroit 2 at Minnesota 6	Kirk McLean Daryl Reaugh Allen Bester
* Brian Bellows Brian Bellows	Nov. 6, 1991 Dec. 31, 1991	Minnesota 3 at Toronto 4 Chicago 2 at Minnesota 6	Grant Fuhr Belfour (2)—Waite (2)
Ulf Dahlen Russ Courtnall	Jan. 7, 1993 Jan. 21, 1993	Minnesota 6 at Pittsburgh 3 Ottawa 2 at Minnesota 7	Tom Barrasso Peter Sidorkiewicz
* Mike Modano Dave Gagner	Feb. 21, 1994 Apr. 12, 1994	Dallas 6 at San Jose 3 St. Louis 5 at Dallas 9	Jimmy Waite Curtis Joseph
Todd Harvey	Apr. 22, 1995	Toronto 4 at Dallas 6	Felix Potvin
* Kevin Hatcher Mike Modano	Jan. 24, 1996 Feb. 16, 1996	Dallas 5 at Edmonton 3 Edmonton 1 at Dallas 6	Curtis Joseph Curtis Joseph
Dave Reid	Jan. 8, 1997	Detroit 3 at Dallas 6	Chris Osgood
* Mike Modano Joe Nieuwendyk Darryl Sydor Joe Nieuwendyk Pat Verbeek	Oct. 10, 1997 Nov. 5, 1997 Jan. 3, 1998 Mar. 13, 1998 Mar. 20, 1998	Chicago 0 at Dallas 7 Dallas 5 at Pittsburgh 2 Dallas 6 at Carolina 1 Anaheim 3 at Dallas 6 Carolina 1 at Dallas 6	Chris Terrerri Wregget (2)—Skudra (1) Pat Jablonski Shtalenkov (3)—Askey (1) Kidd (2)—McLean (1)
Mike Modano Mike Modano Mike Modano	Dec. 23, 1998 Feb. 19, 1999 Feb. 23, 1999	Dallas 5 at Toronto 1 Chicago 1 at Dallas 5 Dallas 4 at Nashville 3	Curtis Joseph Fitzpatrick (2)—Thibault (1) Mike Dunham
Joe Nieuwendyk Jere Lehtinen (T)Brett Hull * Brett Hull	Dec. 31, 2000 Jan. 17, 2001 Mar. 18, 2001 Mar. 21, 2001	NY Rangers 1 at Dallas 6 Nashville 3 at Dallas 4 Ottawa 1 at Dallas 5 Anaheim 0 at Dallas 8	Mike Richter Tomas Vokoun Patrick Lalime Giguere (3)—Naumenko (1)
Jason Arnott Jere Lehtinen	Dec. 4, 2002 Jan. 7, 2003	Montreal 1 at Dallas 5 Los Angeles 4 at Dallas 7	Jose Theodore Storr (1)—Potvin (2)
Bill Guerin Bill Guerin Brenden Morrow Jason Arnott Bill Guerin	Oct. 29, 2003 Nov. 2, 2003 Jan. 31, 2004 Feb. 20, 2004 Mar. 3, 2004	Calgary 3 at Dallas 4 Nashville 3 at Dallas 7 Dallas 5 at Phoenix 4 Colorado 1 at Dallas 5 Columbus 2 at Dallas 4	Dany Sabourin Tomas Vokoun Sean Burke David Aebischer Marc Denis
Stu Barnes Jason Arnott Niko Kapanen	Nov. 4, 2005 Nov. 16, 2005 Feb. 9, 2006	Chicago 1 at Dallas 9 Dallas 4 at Anaheim 2 Dallas 5 at Phoenix 1	Khabibulin (1)—Anderson (2) Ilya Bryzgalov Curtis Joseph
Philippe Boucher	Nov. 24, 2006	Los Angeles 3 at Dallas 5	Mathieu Garon
* Jussi Jokinen Niklas Hagman	Nov. 16, 2007 Feb. 28, 2008	Colorado 1 at Dallas 6 Chicago 4 at Dallas 7	Jose Theodore Lalime (2)—Crawford (1)
Fabian Brunnstrom Mark Parrish Loui Eriksson James Neal (T)Mike Ribeiro	Oct. 15, 2008 Nov. 7, 2008 Dec. 18, 2008 Dec. 23, 2008 Jan. 21, 2009	Nashville 4 at Dallas 6 Dallas 5 at Anaheim 2 Columbus 5 at Dallas 6 Dallas 8 at Toronto 2 Dallas 4 at Florida 1	Dan Ellis Jean-Sebastien Giguere Pascal LeClaire Toskala (2)—Josephn (1) Tomas Vokoun

* —Indicates four-goal game ** —Indicates five-goal game
(T) —Indicates natural "hat trick" (three straight goals)



GOALTENDERS: YEAR-BY-YEAR

SEASON	GOALTENDER	GP	MINS	GA	SO	ENG	AVG	W-L-T
1967-68	Cesare Maniago	52	2877	133	6	—	2.77	22-16-9
	Garry Bauman	26	1294	75	0	—	3.50	4-13-5
	Carl Wetzel	5	269	18	0	—	4.02	1-3-1
1968-69	Cesare Maniago	64	3599	198	1	2	3.30	18-33-11
	Gary Bauman	7	304	22	0	—	4.34	0-2-1
	Fern Rivard	13	657	48	0	—	4.38	0-7-4
1969-70	Gump Worsley	8	453	20	1	—	2.65	5-1-1
	Fern Rivard	14	800	42	1	—	3.15	3-5-5
	Cesare Maniago	50	2887	163	2	—	3.39	9-24-16
	Ken Broderick	6	360	26	0	—	4.33	2-4-0
	Gilles Gilbert	1	60	6	0	—	6.00	0-1-0
1970-71	Gump Worsley	24	1369	57	0	—	2.49	4-10-8
	Cesare Maniago	40	2380	107	5	—	2.69	19-15-6
	Gilles Gilbert	17	931	59	0	—	3.80	5-9-2
1971-72	Gump Worsley	34	1923	68	2	—	2.12	16-10-7
	Cesare Maniago	43	2539	112	3	—	2.64	20-17-4
	Gilles Gilbert	4	218	11	0	—	3.02	1-2-1
1972-73	Gump Worsley	12	624	30	0	0	2.88	6-2-3
	Cesare Maniago	47	2736	132	5	1	2.89	21-18-6
	Gilles Gilbert	22	1320	67	2	0	3.05	10-10-2
1973-74	Gump Worsley	29	1601	86	0	0	3.22	8-14-5
	Cesare Maniago	40	2378	138	1	0	3.48	12-18-10
	Fern Rivard	13	701	50	1	1	4.28	3-6-2
1974-75	Pete LoPresti	35	1964	137	1	4	4.19	9-20-3
	Cesare Maniago	37	2129	149	1	1	4.20	11-21-4
	Fern Rivard	15	707	50	0	0	4.24	3-9-0
1975-76	Cesare Maniago	47	2704	151	2	0	3.35	13-27-5
	Pete LoPresti	34	1789	123	1	0	4.13	7-22-1
	Paul Harrison	6	307	28	0	1	5.47	0-4-1
1976-77	Pete LoPresti	44	2590	156	1	1	3.61	13-20-10
	Gary Smith	36	2090	139	1	3	3.99	10-17-8
	Paul Harrison	2	120	11	0	0	5.50	0-2-0
1977-78	Gary Smith	3	180	9	0	0	3.00	0-2-1
	Paul Harrison	27	1555	99	1	0	3.82	6-16-2
	Pete LoPresti	53	3065	216	2	1	4.23	12-35-6
1978-79	Gilles Meloche	53	3118	173	2	4	3.33	20-25-7
	Gary Edwards	25	1337	83	0	1	3.72	6-11-5
	Pete LoPresti	7	345	28	0	0	4.87	2-4-0
1979-80	Steve Janaszak	1	60	2	0	0	2.00	0-0-1
	Gilles Meloche	54	3141	160	1	1	3.06	27-20-5
	Gary Edwards	26	1539	82	0	1	3.20	9-7-10
	Louis Levasseur	1	60	7	0	0	7.00	0-1-0

GOALTENDERS: YEAR-BY-YEAR



SEASON	GOALTENDER	GP	MINS	GA	SO	ENG	AVG	W-L-T
1980-81	Don Beaupre	44	2585	138	0	4	3.20	18-14-11
	Gilles Meloche	38	2215	120	2	1	3.25	17-14-6
1981-82	Lindsay Middlebrook	3	140	7	0	0	3.00	0-0-2
	Gilles Meloche	51	3026	175	1	2	3.47	26-15-9
	Don Beaupre	29	1634	101	0	3	3.71	11-8-9
1982-83	Gilles Meloche	47	2689	160	1	2	3.57	20-13-11
	Don Beaupre	36	2011	120	0	2	3.58	19-10-5
	Markus Mattsson	2	100	6	1	0	3.60	1-1-0
1983-84	Don Beaupre	33	1791	123	0	2	4.12	16-13-2
	Gilles Meloche	52	2883	201	2	3	4.18	21-17-8
	Jon Casey	2	84	6	0	0	4.29	1-0-0
	Jim Craig	3	110	9	0	0	4.91	1-1-0
1984-85	Don Beaupre	31	1770	109	1	3	3.69	10-17-3
	Gilles Meloche	32	1817	115	0	1	3.80	10-13-6
	Roland Melanson	20	1142	78	0	1	4.10	5-10-3
	Mike Sands	3	139	14	0	0	6.04	0-3-0
1985-86	Kari Takko	1	60	3	0	1	3.00	0-1-0
	Don Beaupre	52	3073	182	1	2	3.55	25-20-6
	Jon Casey	26	1402	91	0	2	3.89	11-11-1
	Roland Melanson	6	325	24	0	0	4.43	2-1-2
1986-87	Don Beaupre	47	2622	174	1	4	3.98	17-20-6
	Kari Takko	38	3075	119	0	4	3.44	13-18-4
	Mike Sands	3	163	12	0	1	4.42	0-2-0
1987-88	Jon Casey	14	663	41	0	1	3.71	1-7-4
	Don Beaupre	43	2288	161	0	1	4.22	10-22-3
	Kari Takko	37	1919	143	1	2	4.47	8-19-6
1988-89	Don Beaupre	1	59	3	0	1	3.05	0-1-0
	Jon Casey	55	2961	151	1	3	3.06	18-17-12
	Kari Takko	32	1603	93	0	5	3.48	8-15-4
	Jarmo Myllys	6	238	22	0	0	5.55	1-4-0
1989-90	Jon Casey	61	3407	183	3	5	3.22	31-22-4
	Kari Takko	21	1012	68	0	4	4.03	4-12-0
	Daniel Berthiaume	5	240	14	0	0	3.50	1-3-0
	Jarmo Myllys	4	156	16	0	1	6.15	0-3-3
1990-91	Jon Casey	55	3185	158	3	5	2.98	21-20-11
	Brian Hayward	26	1473	77	2	4	3.14	6-15-3
	Kari Takko	2	119	12	0	1	6.05	0-2-0
	Jarmo Myllys	2	78	8	0	1	6.15	0-2-0
1991-92	Darcy Wakaluk	36	1905	104	1	3	3.28	13-19-1
	Jon Casey	52	2911	165	2	6	3.40	19-23-5
1992-93	Jon Casey	60	3476	193	3	3	3.33	26-26-5
	Darcy Wakaluk	29	1596	97	1	0	3.65	10-12-5

SEASON	GOALTENDER	GP	MINS	GA	SO	ENG	AVG	W-L-T
1993-94	Darcy Wakaluk	36	2000	88	3	0	2.64	18-9-6
	Andy Moog	55	3121	170	2	7	3.27	24-20-7
1994-95	Andy Moog	31	1770	72	2	1	2.44	10-12-7
	Manny Fernandez	1	59	3	0	0	3.05	0-1-0
	Darcy Wakaluk	15	754	40	2	1	3.18	4-8-0
	Mike Torchia	6	327	18	0	0	3.30	3-2-1
1995-96	Andy Moog	41	2228	111	1	6	2.99	13-19-7
	Allan Bester	10	601	30	0	3	3.00	4-5-1
	Jordan Willis	1	19	1	0	0	3.16	0-1-0
	Darcy Wakaluk	37	1875	106	1	4	3.39	9-16-5
	Manny Fernandez	5	249	19	0	0	4.58	0-1-1
1996-97	Roman Turek	6	263	9	0	0	2.05	3-1-0
	Andy Moog	48	2738	98	3	0	2.15	28-13-5
	Arturs Irbe	35	1965	88	3	3	2.69	17-12-3
1997-98	Manny Fernandez	2	69	2	0	0	1.74	1-0-0
	Ed Belfour	61	3581	112	*9	1	1.88	37-12-10
	Roman Turek	23	1324	49	1	3	2.22	11-10-1
1998-99	Ed Belfour	61	3536	117	5	0	1.99	35-15-9
	Manny Fernandez	1	60	2	0	0	2.00	0-1-0
	Roman Turek	26	1382	48	1	1	2.08	16-3-3
1999-00	Ed Belfour	62	3620	127	4	6	2.10	32-21-7
	Manny Fernandez	24	1353	48	1	3	2.13	11-8-3
2000-01	Marty Turco	26	1266	40	3	1	1.90	13-6-1
	Ed Belfour	63	3689	144	8	2	2.34	35-20-7
2001-02	Marty Turco	31	1519	53	2	4	2.09	15-6-2
	Ed Belfour	60	3467	153	1	3	2.65	21-27-11
2002-03	Marty Turco	55	3203	92	7	3	*1.72	31-10-10
	Ron Tugnutt	31	1701	70	4	0	2.47	15-10-5
	Corey Hirsch	2	97	4	0	0	2.47	0-1-0
2003-04	Marty Turco	73	*4359	144	*9	6	1.98	37-21-13
	Ron Tugnutt	11	548	22	1	0	2.41	3-7-0
	Dan Ellis	1	60	3	0	0	3.00	1-0-0
2004-05	Season Not Played	-	-	-	-	-	-	-
2005-06	Marty Turco	68	3910	166	3	2	2.55	*41-19-5
	Johan Hedberg	19	1079	48	0	1	2.67	12-4-1
2006-07	Marty Turco	67	3764	140	6	5	2.23	38-20-5
	Mike Smith	23	1213	45	3	3	2.23	12-5-2
2007-08	Marty Turco	62	3629	140	3	5	2.31	32-21-6
	Mike Smith	21	1172	48	2	4	2.46	12-9-0
	Johan Holmqvist	2	80	5	0	0	3.75	1-0-0
	Tobias Stephan	1	61	2	0	0	1.97	0-0-1
2008-09	Marty Turco	*74	4327	203	3	8	2.81	33-31-10
	Tobias Stephan	10	438	27	0	1	3.70	1-3-1
	Matt Climie	3	185	9	0	0	2.92	2-1-0
	Brent Krahn	1	20	3	0	0	9.00	0-0-0

*Franchise Records

STARS SHUTOUTS



SHUTOUT WINS

DATE	SCORE	GOALTENDER
December 13, 1967	Los Angeles 0 at Minnesota 3	Cesare Maniago
December 15, 1967	Minnesota 3 at Los Angeles 0	Cesare Maniago
December 16, 1967	Minnesota 1 at California 0	Cesare Maniago
January 3, 1968	Los Angeles 0 at Minnesota 6	Cesare Maniago
January 25, 1968	Minnesota 3 at Philadelphia 0	Cesare Maniago
March 23, 1968	Pittsburgh 0 at Minnesota 3	Cesare Maniago
November 2, 1968	Minnesota 2 at St. Louis 0	Cesare Maniago
October 11, 1969	Philadelphia 0 at Minnesota 4	Cesare Maniago
March 1, 1970	Toronto 0 at Minnesota 8	Cesare Maniago
April 4, 1970	Minnesota 1 at Philadelphia 0	Gump Worsley
November 21, 1970	Buffalo 0 at Minnesota 3	Cesare Maniago
December 12, 1970	Minnesota 1 at Pittsburgh 0	Cesare Maniago
January 17, 1971	Minnesota 2 at Detroit 0	Cesare Maniago
March 10, 1971	St. Louis 0 at Minnesota 4	Cesare Maniago
October 20, 1971	Vancouver 0 at Minnesota 7	Cesare Maniago
October 28, 1971	Pittsburgh 0 at Minnesota 2	Cesare Maniago
November 7, 1971	Minnesota 3 at Philadelphia 0	Gump Worsley
February 20, 1972	Pittsburgh 0 at Minnesota 2	Cesare Maniago
March 26, 1972	Minnesota 5 at NY Rangers 0	Gump Worsley
October 18, 1972	Minnesota 6 at Atlanta 0	Cesare Maniago
November 11, 1972	NY Islanders 0 at Minnesota 3	Gilles Gilbert
November 25, 1972	Minnesota 3 at Los Angeles 0	Cesare Maniago
November 29, 1972	Atlanta 0 at Minnesota 5	Cesare Maniago
December 9, 1972	Detroit 0 at Minnesota 7	Cesare Maniago
January 16, 1973	Minnesota 1 at NY Islanders 0	Gilles Gilbert
March 3, 1973	Atlanta 0 at Minnesota 3	Cesare Maniago
December 8, 1973	Detroit 0 at Minnesota 3	Fern Rivard
December 26, 1973	NY Islanders 0 at Minnesota 1	Cesare Maniago
October 12, 1974	Washington 0 at Minnesota 6	Cesare Maniago
February 18, 1975	Philadelphia 0 at Minnesota 5	Pete LoPresti
October 29, 1975	Kansas City 0 at Minnesota 2	Pete LoPresti
December 6, 1975	Kansas City 0 at Minnesota 4	Cesare Maniago
January 10, 1976	St. Louis 0 at Minnesota 2	Cesare Maniago
February 6, 1977	Minnesota 3 at Chicago 0	Gary Smith
February 26, 1977	Vancouver 0 at Minnesota 4	Pete LoPresti
October 26, 1977	Boston 0 at Minnesota 3	Pete LoPresti
December 27, 1977	St. Louis 0 at Minnesota 1	Pete LoPresti
January 28, 1978	Minnesota 4 at Washington 0	Paul Harrison
December 6, 1978	Los Angeles 0 at Minnesota 4	Gilles Meloche
December 9, 1978	Colorado 0 at Minnesota 3	Gilles Meloche
December 26, 1979	Winnipeg 0 at Minnesota 6	Gilles Meloche
January 3, 1981	Washington 0 at Minnesota 3	Gilles Meloche
April 4, 1981	Minnesota 5 at St. Louis 0	Gilles Meloche
October 10, 1981	NY Rangers 0 at Minnesota 7	Gilles Meloche
November 11, 1982	NY Islanders 0 at Minnesota 2	Gilles Meloche
January 12, 1983	Minnesota 7 at Pittsburgh 0	Markus Mattsson
November 15, 1983	New Jersey 0 at Minnesota 6	Gilles Meloche
January 7, 1984	Vancouver 0 at Minnesota 2	Gilles Meloche
December 26, 1984	Winnipeg 0 at Minnesota 4	Don Beaupre
March 11, 1986	Edmonton 0 at Minnesota 4	Don Beaupre
January 20, 1987	Buffalo 0 at Minnesota 5	Don Beaupre
March 18, 1989	Buffalo 0 at Minnesota 3	Jon Casey
October 12, 1989	St. Louis 0 at Minnesota 3	Jon Casey
November 4, 1989	Chicago 0 at Minnesota 3	Jon Casey
November 18, 1989	St. Louis 0 at Minnesota 3	Jon Casey
October 24, 1990	Hartford 0 at Minnesota 3	Jon Casey
November 3, 1990	Minnesota 2 at Quebec 0	Jon Casey
December 8, 1990	Philadelphia 0 at Minnesota 7	Brian Hayward
January 8, 1991	Minnesota 3 at NY Islanders 0	Brian Hayward
February 16, 1991	Minnesota 3 at Detroit 0	Jon Casey
October 26, 1991	Boston 0 at Minnesota 4	Jon Casey
November 12, 1991	Toronto 0 at Minnesota 7	Jon Casey
February 7, 1992	Minnesota 2 at Buffalo 0	Darcy Wakaluk



STARS SHUTOUTS

SHUTOUT WINS (cont.)

DATE	SCORE	GOALTENDER
November 5, 1992	NY Islanders 0 at Minnesota 3	Jon Casey
November 14, 1992	Chicago 0 at Minnesota 3	Jon Casey
February 11, 1993	Minnesota 1 at Tampa Bay 0	Darcy Wakaluk
April 3, 1993	Minnesota 3 at Los Angeles 0	Jon Casey
October 16, 1993	St. Louis 0 at Dallas 4	Andy Moog
November 11, 1993	San Jose 0 at Dallas 4	Darcy Wakaluk
December 29, 1993	Toronto 0 at Dallas 4	Darcy Wakaluk
January 6, 1994	Philadelphia 0 at Dallas 8	Darcy Wakaluk
February 28, 1995	Dallas 4 at Winnipeg 0	Darcy Wakaluk
March 3, 1995	Anaheim 0 at Dallas 4	Darcy Wakaluk
April 7, 1995	Dallas 2 at Anaheim 0	Andy Moog
April 16, 1995	Chicago 0 at Dallas 2	Andy Moog
October 24, 1995	Buffalo 0 at Dallas 3	Darcy Wakaluk
November 25, 1995	New Jersey 0 at Dallas 2	Andy Moog
October 19, 1996	Toronto 0 at Dallas 2	Andy Moog
October 30, 1996	Buffalo 0 at Dallas 2	Andy Moog
December 15, 1996	Dallas 4 at Ottawa 0	Andy Moog
February 5, 1997	Tampa Bay 0 at Dallas 4	Arturs Irbe
February 25, 1997	Dallas 1 at Chicago 0	Arturs Irbe
March 21, 1997	Hartford 0 at Dallas 2	Arturs Irbe
October 10, 1997	Chicago 0 at Dallas 7	Ed Belfour
October 16, 1997	Florida 0 at Dallas 4	Ed Belfour
October 24, 1997	Dallas 2 at Chicago 0	Ed Belfour
November 16, 1997	Dallas 4 at Anaheim 0	Ed Belfour
November 22, 1997	Dallas 2 at Boston 0	Ed Belfour
November 24, 1997	Anaheim 0 at Dallas 5	Ed Belfour
December 10, 1997	Tampa Bay 0 at Dallas 3	Ed Belfour
February 4, 1998	Philadelphia 0 at Dallas 1	Roman Turek
February 28, 1998	Phoenix 0 at Dallas 4	Ed Belfour
November 27, 1998	Washington 0 at Dallas 4	Ed Belfour
December 2, 1998	Dallas 3 at San Jose 0	Ed Belfour
December 28, 1998	Nashville 0 at Dallas 1	Ed Belfour
February 28, 1999	Los Angeles 0 at Dallas 1	Ed Belfour
March 12, 1999	Anaheim 0 at Dallas 4	Ed Belfour
March 28, 1999	Dallas 3 at Nashville 0	Roman Turek
October 2, 1999	Anaheim 0 at Dallas 2	Ed Belfour
February 3, 2000	Dallas 2 at Phoenix 0	Ed Belfour
February 16, 2000	Nashville 0 at Dallas 3	Manny Fernandez
March 1, 2000	Philadelphia 0 at Dallas 2	Ed Belfour
October 14, 2000	Washington 0 at Dallas 3	Ed Belfour
November 1, 2000	Columbus 0 at Dallas 4	Ed Belfour
November 11, 2000	Montreal 0 at Dallas 2	Ed Belfour
November 17, 2000	Dallas 1 at Detroit 0	Ed Belfour
November 22, 2000	Dallas 1 at Nashville 0	Ed Belfour
November 24, 2000	Columbus 0 at Dallas 3	Ed Belfour
December 10, 2000	Dallas 1 at Anaheim 0	Ed Belfour
January 6, 2001	Dallas 4 at Boston 0	Marty Turco
March 13, 2001	Dallas 3 at Chicago 0	Marty Turco
March 21, 2001	Anaheim 0 at Dallas 8	Ed Belfour
March 31, 2001	Dallas 2 at Calgary 0	Marty Turco
November 2, 2001	Nashville 0 at Dallas 3	Ed Belfour
November 29, 2001	Dallas 3 at Calgary 0	Marty Turco
December 7, 2001	Edmonton 0 at Dallas 5	Marty Turco
October 15, 2002	Edmonton 0 at Dallas 3	Marty Turco
November 6, 2002	Vancouver 0 at Dallas 4	Marty Turco
November 22, 2002	Dallas 4 at Anaheim 0	Marty Turco
November 27, 2002	Minnesota 0 at Dallas 5	Marty Turco
December 15, 2002	Dallas 5 at Chicago 0	Marty Turco
December 27, 2002	Dallas 4 at Florida 0	Ron Tugnutt
February 23, 2003	Dallas 3 at Chicago 0	Ron Tugnutt
March 9, 2003	San Jose 0 at Dallas 3	Ron Tugnutt
March 11, 2003	Dallas 2 at Columbus 0	Ron Tugnutt
March 31, 2003	Buffalo 0 at Dallas 3	Marty Turco
April 6, 2003	Nashville 0 at Dallas 2	Marty Turco
November 28, 2003	New Jersey 0 at Dallas 2	Marty Turco
December 12, 2003	Chicago 0 at Dallas 1	Marty Turco
January 13, 2004	Dallas 3 at San Jose 0	Marty Turco

STARS SHUTOUTS



SHUTOUT WINS (cont.)

DATE	SCORE	GOALTENDER
January 23, 2004	St. Louis 0 at Dallas 2	Marty Turco
February 4, 2004	Columbus 0 at Dallas 1	Marty Turco
February 22, 2004	Anaheim 0 at Dallas 4	Marty Turco
March 7, 2004	San Jose 0 at Dallas 4	Marty Turco
March 14, 2004	Dallas 4 at Chicago 0	Ron Tugnutt
March 18, 2004	Vancouver 0 at Dallas 3	Marty Turco
March 22, 2004	Dallas 4 at Calgary 0	Marty Turco
November 7, 2005	Edmonton 0 at Dallas 4	Marty Turco
December 15, 2005	Dallas 2 at Ottawa 0	Marty Turco
December 29, 2005	St. Louis 0 at Dallas 3	Marty Turco
October 21, 2006	Dallas 4 at Phoenix 0	Mike Smith
November 9, 2006	Dallas 1 at Phoenix 0	Marty Turco
November 22, 2006	Nashville 0 at Dallas 1	Mike Smith
December 4, 2006	San Jose 0 at Dallas 1	Marty Turco
December 6, 2006	Phoenix 0 at Dallas 3	Marty Turco
December 21, 2006	Dallas 3 at San Jose 0	Marty Turco
February 10, 2007	Anaheim 0 at Dallas 1	Mike Smith
March 9, 2007	Dallas 3 at Columbus 0	Marty Turco
March 27, 2007	Phoenix 0 at Dallas 6	Marty Turco
November 5, 2007	Dallas 5 at Anaheim 0	Marty Turco
November 19, 2007	Los Angeles 0 at Dallas 3	Mike Smith
February 7, 2008	Dallas 1 at Minnesota 0	Mike Smith
February 17, 2008	Detroit 0 at Dallas 1	Marty Turco
March 9, 2008	Colorado 0 at Dallas 3	Marty Turco
January 27, 2009	Dallas 2 at Atlanta 0	Marty Turco

SHUTOUT LOSSES

DATE	SCORE	GOALTENDER
October 14, 1967	Minnesota 0 at California 6	Charlie Hodge
November 22, 1967	Minnesota 0 at Toronto 3	Bruce Gamble
December 21, 1967	Minnesota 0 at Philadelphia 6	Bernie Parent
December 23, 1967	Minnesota 0 at Pittsburgh 4	Les Binkley
December 25, 1967	St. Louis 1 at Minnesota 0	Seth Martin
January 17, 1968	Minnesota 0 at St. Louis 5	Glenn Hall
March 10, 1968	Minnesota 0 at Philadelphia 2	Bernie Parent
October 26, 1968	NY Rangers 3 at Minnesota 0	Eddie Giacomin
November 6, 1968	Toronto 1 at Minnesota 0	Bruce Gamble
November 20, 1968	Chicago 2 at Minnesota 0	Dave Dryden
November 24, 1968	Minnesota 0 at Chicago 6	Dave Dryden
December 1, 1968	Minnesota 0 at Boston 4	Gerry Cheevers
December 25, 1968	St. Louis 2 at Minnesota 0	Glenn Hall
January 12, 1969	St. Louis 2 at Minnesota 0	Glenn Hall
January 29, 1969	Minnesota 0 at Montreal 4	Gump Worsley
February 16, 1969	Minnesota 0 at St. Louis 6	Glenn Hall
March 23, 1969	Minnesota 0 at Pittsburgh 5	Joe Daley
January 24, 1970	Philadelphia 6 at Minnesota 0	Doug Favell
March 22, 1970	Minnesota 0 at Boston 5	Ed Johnston
March 25, 1970	Minnesota 0 at Pittsburgh 2	Les Binkley
November 1, 1970	Minnesota 0 at Boston 5	Gary Cheevers
November 22, 1970	Minnesota 0 at NY Rangers 2	Eddy Giacomin
December 6, 1970	Minnesota 0 at Buffalo 1	Roger Crozier
January 5, 1971	Toronto 2 at Minnesota 0	Jacques Plante
January 9, 1971	NY Rangers 1 at Minnesota 0	Gilles Villemure
March 2, 1971	Boston 6 at Minnesota 0	Eddy Johnston
March 14, 1971	Buffalo 5 at Minnesota 0	Dave Dryden
January 12, 1972	Minnesota 0 at California 2	Gilles Meloche
February 6, 1972	Chicago 5 at Minnesota 0	Tony Esposito
March 2, 1972	Minnesota 0 at Philadelphia 3	Doug Favell
October 7, 1972	Minnesota 0 at Montreal 3	Ken Dryden
December 29, 1972	Boston 2 at Minnesota 0	Eddie Johnston
January 6, 1973	Chicago 2 at Minnesota 0	Tony Esposito
January 10, 1973	Montreal 6 at Minnesota 0	Ken Dryden
March 18, 1973	Minnesota 0 at Oakland 2	Rogie Vachon
October 31, 1973	Boston 5 at Minnesota 0	Ross Brooks
February 10, 1974	Minnesota 0 at Boston 4	Gilles Gilbert
March 24, 1974	Minnesota 0 at Chicago 6	Tony Esposito
October 20, 1974	Minnesota 0 at Chicago 6	Tony Esposito
October 26, 1974	Minnesota 0 at NY Islanders 4	Bill Smith
November 7, 1974	Minnesota 0 at Philadelphia 2	Bernie Parent

SHUTOUT LOSSES (cont.)

DATE	SCORE	GOALTENDER
December 1, 1974	Minnesota 0 at Chicago 3	Tony Esposito
December 8, 1974	Minnesota 0 at Buffalo 5	Gary Bromley
December 12, 1974	Minnesota 0 at Philadelphia 6	Bernie Parent
December 18, 1974	Minnesota 0 at NY Rangers 7	Gilles Villeneuve
January 4, 1975	Boston 8 at Minnesota 0	Ken Broderick
January 23, 1975	Montreal 7 at Minnesota 0	Ken Dryden
March 22, 1975	Minnesota 0 at Philadelphia 4	Bernie Parent
April 6, 1975	Minnesota 0 at Chicago 3	Tony Esposito
November 9, 1975	Minnesota 0 at Chicago 3	Tony Esposito
November 11, 1975	Minnesota 0 at Montreal 6	Ken Dryden
November 13, 1975	Minnesota 0 at Boston 6	Gilles Gilbert
November 19, 1975	Montreal 6 at Minnesota 0	Ken Dryden
December 9, 1975	Minnesota 0 at NY Islanders 6	Glenn Resch
December 21, 1975	Minnesota 0 at NY Rangers 2	John Davidson
January 8, 1976	Minnesota 0 at Detroit 5	Jim Rutherford
February 4, 1976	Minnesota 0 at Detroit 5	Jim Rutherford
February 20, 1976	Minnesota 0 at Vancouver 7	Gary Smith
March 6, 1976	Minnesota 0 at Pittsburgh 5	Michel Plasse
October 17, 1976	Minnesota 0 at Chicago 3	Tony Esposito
December 8, 1976	Atlanta 5 at Minnesota 0	Phil Myre
December 3, 1977	NY Rangers 4 at Minnesota 0	John Davidson
February 8, 1978	Minnesota 0 at NY Rangers 3	Wayne Thomas
October 28, 1978	Colorado 1 at Minnesota 0	Bill Oleschuk
January 16, 1978	Minnesota 0 at Pittsburgh 5	Greg Millen
March 3, 1979	Minnesota 0 at Boston 5	Jim Pettie
January 21, 1980	Minnesota 0 at Boston 3	Gerry Cheevers
January 27, 1980	Minnesota 0 at Chicago 3	Tony Esposito
February 4, 1981	Minnesota 0 at Montreal 7	Herron-Sevigny
December 2, 1981	Minnesota 0 at Vancouver 5	Glen Hanlon
January 13, 1982	NY Rangers 2 at Minnesota 0	Steve Weeks
March 30, 1983	Minnesota 0 at Chicago 5	Murray Bannerman
December 17, 1983	Minnesota 0 at New Jersey 2	Glenn Resch
February 1, 1984	Minnesota 0 at Pittsburgh 4	Roberto Romano
February 13, 1984	Washington 4 at Minnesota 0	Pat Riggan
October 11, 1984	Toronto 1 at Minnesota 0	Allan Bester
March 13, 1985	Minnesota 0 at Quebec 8	Mario Gosselin
March 24, 1986	Quebec 1 at Minnesota 0	Mario Gosselin
February 21, 1987	Boston 1 at Minnesota 0	Bill Ranford
December 12, 1987	Quebec 5 at Minnesota 0	Mario Gosselin
January 23, 1988	Minnesota 0 at Hartford 5	Mike Liut
January 30, 1988	Minnesota 0 at Los Angeles 5	Roland Melanson
February 3, 1988	St. Louis 2 at Minnesota 0	Greg Millen
February 4, 1988	Minnesota 0 at Pittsburgh 1	Frank Pietrangelo
February 20, 1988	Washington 3 at Minnesota 0	Clint Malarchuk
December 6, 1988	Minnesota 0 at St. Louis 3	Greg Millen
March 5, 1989	Minnesota 0 at New Jersey 2	Sean Burke
December 19, 1989	Edmonton 5 at Minnesota 0	Bill Ranford
January 9, 1990	Minnesota 0 at Detroit 9	Glen Hanlon
January 21, 1991	Minnesota 0 at Winnipeg 2	Bob Essensa
January 28, 1991	Minnesota 0 at Toronto 4	Peter Ing
December 21, 1991	Philadelphia 3 at Minnesota 0	Ron Hextall
January 25, 1992	Minnesota 0 at Chicago 2	Ed Belfour
February 17, 1992	Minnesota 0 at Montreal 8	Patrick Roy
February 18, 1992	Minnesota 0 at Quebec 4	John Tanner
March 11, 1992	Toronto 3 at Minnesota 0	Grant Fuhr
December 12, 1992	Chicago 3 at Minnesota 0	Ed Belfour
December 20, 1992	Minnesota 0 at Chicago 4	Ed Belfour
December 27, 1993	Detroit 6 at Dallas 0	Tim Cheveldae
February 16, 1994	Boston 3 at Dallas 0	Jon Casey
March 13, 1994	Dallas 0 at New Jersey 4	Martin Brodeur
April 1, 1994	Dallas 0 at New York Rangers 3	Mike Richter
February 11, 1995	Calgary 6 at Dallas 0	Trevor Kidd

STARS SHUTOUTS



SHUTOUT LOSSES (cont.)

DATE	SCORE	GOALTENDER
December 23, 1995	Dallas 0 at Chicago 2	Jeff Hackett
January 1, 1996	Toronto 1 at Dallas 0	Felix Potvin
January 10, 1996	Detroit 4 at Dallas 0	Chris Osgood
March 15, 1996	Dallas 0 at Toronto 3	Felix Potvin
November 19, 1996	Dallas 0 at Vancouver 2	Corey Hirsch
February 12, 1997	Phoenix 5 at Dallas 0	Nikolai Khabibulin
December 8, 1997	Dallas 0 at Toronto 3	Felix Potvin
December 12, 1997	San Jose 1 at Dallas 0	Kelly Hrudey
January 7, 1998	Ottawa 2 at Dallas 0	Damian Rhodes
March 26, 1998	Toronto 1 at Dallas 0	Felix Potvin
November 4, 1998	Dallas 0 at San Jose 4	Mike Vernon
November 11, 1998	Phoenix 2 at Dallas 0	Jimmy Waite
January 8, 1999	Dallas 0 at Calgary 1	Fred Brathwaite
January 10, 1999	Dallas 0 at Vancouver 2	Corey Hirsch
February 7, 1999	Colorado 3 at Dallas 0	Patrick Roy
April 4, 1999	Detroit 3 at Dallas 0	Chris Osgood
April 17, 1999	Dallas 0 at Phoenix 2	Nikolai Khabibulin
October 8, 1999	Dallas 0 at Anaheim 3	Guy Hebert
October 13, 1999	San Jose 2 at Dallas 0	Steve Shields
October 25, 1999	Dallas 0 at Toronto 4	Curtis Joseph
November 20, 1999	Dallas 0 at Carolina 1	Arturs Irbe
December 17, 2000	Dallas 0 at Minnesota 6	Manny Fernandez
January 15, 2001	Dallas 0 at Florida 2	Roberto Luongo
January 30, 2001	Dallas 0 at Los Angeles 8	Jamie Storr
October 7, 2001	Dallas 0 at Carolina 3	Arturs Irbe
December 26, 2001	Colorado 2 at Dallas 0	Patrick Roy
March 10, 2002	New Jersey 3 at Dallas 0	Martin Brodeur
April 8, 2002	Dallas 0 at Los Angeles 3	Felix Potvin
November 23, 2002	Dallas 0 at Los Angeles 2	Felix Potvin
December 11, 2002	Los Angeles 3 at Dallas 0	Jamie Storr
December 22, 2002	Dallas 0 at Carolina 1	Kevin Weekes
October 15, 2003	Boston 2 at Dallas 0	Andrew Raycroft
October 24, 2003	Dallas 0 at Detroit 4	Dominik Hasek
November 4, 2003	Dallas 0 at NY Rangers 3	Jussi Markkanen
November 15, 2003	Dallas 0 at Colorado 3	David Aebischer
December 4, 2003	Dallas 0 at Los Angeles 3	Roman Cechmanek
December 7, 2003	Dallas 0 at Anaheim 4	Martin Gerber
December 19, 2003	Dallas 0 at Florida 1	Roberto Luongo
January 2, 2004	Phoenix 6 at Dallas 0	Brian Boucher
January 20, 2004	Dallas 0 at Edmonton 3	Tommy Salo
March 9, 2004	Dallas 0 at Pittsburgh 4	J-Sebastien Aubin
March 13, 2004	Dallas 0 at Detroit 3	Manny Legace
March 9, 2006	Dallas 0 at Calgary 1	Miikka Kiprusoff
April 1, 2006	Dallas 0 at Los Angeles 1	Mathieu Garon
October 17, 2006	Dallas 0 at San Jose 2	Evgeni Nabokov
November 15, 2006	NY Islanders 3 at Dallas 0	Rick DiPietro
December 8, 2006	Edmonton 2 at Dallas 0	Dwayne Roloson
February 3, 2007	Dallas 0 at St. Louis 2	Manny Legace
March 4, 2007	San Jose 4 at Dallas 0	Evgeni Nabokov
November 2, 2007	Dallas 0 at Phoenix 5	Mikael Tellqvist
Dec. 31, 2007	Nashville 1 at Dallas 0	Dan Ellis
January 5, 2008	Detroit 3 at Dallas 0	Dominik Hasek
October 22, 2008	Dallas 0 at New Jersey 5	Martin Brodeur
December 13, 2008	Dallas 0 at Nashville 3	Dan Ellis
January 10, 2009	Dallas 0 at Phoenix 1 (SO)	Ilja Bryzgalov
February 11, 2009	Phoenix 1 at Dallas 0	Ilja Bryzgalov
February 23, 2009	San Jose 1 at Dallas 0	Evgeni Nabokov
March 26, 2009	Los Angeles 1 at Dallas 0 (SO)	Jonathan Quick
SCORELESS TIES		
DATE	SCORE	GOALTENDER
December 30, 1969	Minnesota 0 at Los Angeles 0	Fern Rivard
March 13, 1971	Minnesota 0 at Pittsburgh 0	Cesare Maniago
December 21, 1987	Minnesota 0 at Toronto 0	Kari Takko
February 23, 1994	Dallas 0 at Los Angeles 0	Andy Moog
March 22, 1998	Pittsburgh 0 at Dallas 0	Ed Belfour
December 21, 1999	Dallas 0 at Calgary 0	Ed Belfour

ALL-TIME SPECIAL TEAMS



	GAMES	POWER PLAY			RANKED	GAMES	PENALTY KILLING			RANKED
		ADV	PPGF	%			TSH	PPGA	%	
2008-09	82	351	54	15.4	27th/30	82	327	70	78.6	24th/30
2007-08	82	354	64	18.1	13th/30	82	352	51	85.5	2nd/30
2006-07	82	427	79	18.5	T-7th/30	82	377	59	84.4	11th/30
2005-06	82	498	88	17.7	T-19th/30	82	504	82	83.7	T-10th/30
2004-05	-	-	-	-	-	-	-	-	-	-
2003-04	82	328	52	15.9	18th/30	82	311	44	85.9	4th/30
2002-03	82	327	62	19.0	5th/30	82	346	50	85.5	5th/30
2001-02	82	350	60	17.1	8th/30	82	319	59	81.5	T26th/30
2000-01	82	367	72	19.6	6th/30	82	355	49	86.2	4th/30
1999-00	82	343	53	15.7	19th/28	82	307	33	*89.3	1st/28
1998-99	82	393	74	18.8	6th/27	82	319	43	86.5	6th/27
1997-98	82	385	77	20.0	1st/26	82	351	42	88.0	2nd/26
1996-97	82	314	46	14.6	T18th/26	82	308	51	83.4	T14th/26
1995-96	82	443	67	15.1	23rd/26	82	418	82	80.4	21st/26
1994-95	48	248	39	15.7	19th/26	48	218	34	84.4	8th/26
1993-94	84	440	81	18.4	15th/26	84	428	68	84.1	4th/26
1992-93	84	445	85	19.1	13th/24	84	455	81	82.2	9th/24
1991-92	80	446	76	17.0	21st/22	80	417	77	81.5	8th/22
1990-91	80	382	76	19.9	T-9th/21	80	378	75	80.2	12th/21
1989-90	80	386	81	21.0	11th/21	80	397	74	81.4	5th/21
1988-89	80	392	78	19.9	15th/21	80	441	82	81.4	8th/21
1987-88	80	450	81	18.0	15th/21	80	436	108	75.2	21st/21
1986-87	80	355	83	23.4	5th/21	80	376	92	75.5	19th/21
1985-86	80	370	88	23.8	6th/21	80	387	80	79.3	7th/21
1984-85	80	335	71	21.2	16th/21	80	358	88	75.4	17th/21
1983-84	80	340	91	26.8	1st/21	80	407	89	78.1	10th/21
1982-83	80	345	91	26.4	4th/21	80	347	67	80.7	7th/21
1981-82	80	362	89	24.6	6th/21	80	271	49	81.9	1st/21
1980-81	80	408	88	21.6	14th/21	80	304	64	78.9	7th/21
1979-80	80	316	75	23.7	9th/21	80	240	43	82.1	5th/21
1978-79	80	289	63	21.8	11th/17	80	232	48	79.3	5th/17
1977-78	80	328	49	14.9	17th/18	80	218	61	72.0	16th/18
1976-77	80	339	59	17.4	15th/18	80	211	57	73.0	18th/18
1975-76	80	331	48	14.5	16th/18	80	309	82	73.5	17th/18
1974-75	80	293	45	15.4	16th/18	80	303	81	73.3	17th/18
1973-74	78	207	37	17.9	10th/16	78	254	51	79.9	10th/16
1972-73	78	237	37	15.6	13th/16	78	265	59	77.7	13th/16
1971-72	78	262	53	20.2	5th/14	78	277	49	82.3	7th/14
1970-71	78	259	38	14.7	13th/14	78	268	55	79.5	10th/14
1969-70	76	274	57	20.8	4th/12	76	284	65	77.2	11th/12
1968-69	76	246	47	19.1	4th/12	76	249	41	83.5	6th/12
1967-68	74	261	55	21.1	2nd/12	74	216	29	86.5	2nd/12

SHORTHANDED GOALS

SEASON	FOR	AGAINST	SEASON	FOR	AGAINST
2008-09	2	4	1987-88	10	16
2007-08	13	8	1986-87	9	18
2006-07	3	6	1985-86	11	12
2005-06	10	7	1984-85	4	14
2004-05	-	-	1983-84	18	8
2003-04	5	11	1982-83	17	20
2002-03	9	6	1981-82	11	9
2001-02	7	8	1980-81	7	13
2000-01	7	7	1979-80	4	7
1999-00	9	9	1978-79	4	9
1998-99	6	4	1977-78	3	10
1997-98	11	9	1976-77	9	11
1996-97	11	9	1975-76	2	16
1995-96	8	20	1974-75	3	10
1994-95	4	7	1973-74	5	5
1993-94	8	16	1972-73	1	7
1992-93	9	17	1971-72	4	6
1991-92	7	22	1970-71	6	4
1990-91	9	7	1969-70	10	7
1989-90	14	16	1968-69	3	8
1988-89	17	9	1967-68	1	8

STARS REGULAR SEASON OVERTIME GOALS

Goal Scorer	Date	Time	Final Score	Stars Goalie
Brian Bellows	11-19-83	2:53	8-7 win vs. Wpg	Brian Hayward
Neal Broten	11-26-83	1:42	7-6 win @ Tor	Mike Palmateer
Tom McCarthy	1-12-84	0:35	5-4 win vs. Tor	Allan Bester
Tom McCarthy	3-12-84	0:10	7-6 win vs. Mtl	Rick Wamsley
Brian Lawton	3-26-84	2:41	4-3 win vs. STL	Rick Heinz
Craig Hartsburg	11-23-84	3:35	5-4 win vs. NJ	Glenn Resch
Scott Bjugstad	11-9-85	2:04	4-3 win vs. NYR	Ron Scott
Bob Rouse	2-6-86	4:15	8-7 win vs. Tor	Don Edwards
Curt Giles	2-10-86	2:03	4-3 win @ Mtl	Doug Soetaert
Dino Ciccarelli	3-17-86	4:35	6-5 win vs. STL	Rick Wamsley
Neal Broten	12-18-86	2:10	6-5 win @ Tor	Ken Wregget
Brian Bellows	1-8-87	1:05	5-4 win vs. Buf	Jacques Cloutier
Brian Bellows	12-1-87	1:20	3-2 win vs. Tor	Ken Wregget
Brian Bellows	11-11-89	3:39	3-2 win vs. Cgy	Mike Vernon
Clark Donatelli	11-15-89	1:35	2-1 win @ NJ	Sean Burke
Dave Gagner	12-31-89	1:14	2-1 win vs. STL	Vincent Riendeau
Brent Gilchrist	10-21-93	2:56	6-5 win @ Ott	Craig Billington
Dave Gagner	11-29-93	2:26	6-5 win @ Edm	Bill Ranford
Dean Evason	12-22-93	3:20	3-2 win @ Ana	Ron Tugnutt
Dave Gagner	1-27-94	3:36	3-2 win @ Van	Kirk McLean
Neal Broten	3-8-94	2:43	4-3 win @ Phi	Dominic Roussel
Paul Broten	3-20-94	0:13	2-1 win vs. Van	Kay Whitmore
Richard Matvichuk	4-9-96	1:53	4-3 win @ Cgy	Trevor Kidd
Mike Modano	12-18-96	0:27	3-2 win @ Chi	Jeff Hackett
Pat Verbeek	2-8-97	3:50	5-4 win @ Pho	Nikolai Khabibulin
Neal Broten	2-9-97	4:16	2-1 win vs. LA	Stephane Fiset
Mike Kennedy	2-14-97	2:03	4-3 win vs. Det	Mike Vernon
Dave Reid	10-14-97	1:17	5-4 win vs. Cgy	Dwayne Roloson
Sergei Zubov	12-20-98	1:07	2-1 win @ Edm	Curtis Joseph
Jere Lehtinen	1-5-98	0:34	4-3 win @ NJ	Martin Brodeur
Grant Marshall	1-14-98	0:57	2-1 win @ STL	Grant Fuhr
J. Langenbrunner	4-8-98	3:28	2-1 win vs. Wsh	Olaf Kolzig
Brett Hull	1-1-99	0:37	2-1 win @ Phx	Nikolai Khabibulin
Joe Nieuwendyk	3-4-99	4:12	3-2 win @ NYI	Tommy Salo
Mike Modano	3-21-99	0:44	3-2 win vs. Car	Arturs Irbe
Sergei Zubov	10-22-99	0:32	2-1 win vs. NJ	Martin Brodeur
Richard Matvichuk	11-24-99	2:55	3-2 win vs. LA	Marcel Cousineau
J. Langenbrunner	12-29-99	3:17	4-3 win vs. NYR	Kirk McLean
Brett Hull	1-17-01	1:41	4-3 win vs. NYR	Tomas Vokoun
Darryl Sydor	1-19-01	0:42	6-5 win vs. Pit	Garth Snow
Derian Hatcher	2-16-01	1:35	3-2 win vs. Ana	J.S. Giguere
Joe Nieuwendyk	2-23-01	1:00	5-4 win vs. Bos	Peter Skudra
Brad Lukowich	3-10-01	1:47	3-2 win vs. Col	Patrick Roy
Mike Modano	4-7-01	2:10	5-4 win @ SJ	Evgeni Nabokov
Richard Matvichuk	11-17-01	0:50	3-2 win @ SJ	Evgeni Nabokov
Mike Modano	2-28-02	4:59	4-3 win @ Van	Dan Cloutier
Brenden Morrow	3-6-02	3:53	3-2 win vs. LA	Felix Potvin
Mike Modano	10-28-02	0:37	4-3 win @ Edm	Jussi Markkanen
Pierre Turgeon	11-17-02	3:19	3-2 win vs. CBJ	Marc Denis
Pierre Turgeon	1-09-03	4:43	4-3 win vs. Chi	Jocelyn Thibault
Sergei Zubov	2-11-03	4:59	2-1 win vs. Car	Kevin Weekes
Mike Modano	3-19-03	2:24	5-4 win @ Atl	Pasi Nurminen
Jason Arnott	10-29-03	0:17	4-3 win vs. Cgy	Dany Sabourin
Bill Guerin	2-29-04	0:55	5-4 win vs. Edm	Tommy Salo
Bill Guerin	3-24-04	3:11	4-3 win @ Edm	Ty Conklin
Philippe Boucher	10-13-05	4:05	3-2 win @ Cgy	Miikka Kiprusoff
Jason Arnott	1-30-06	4:24	3-2 win vs. SJ	Evgeni Nabokov
Trevor Daley	4-15-06	4:26	4-3 win vs. Min	Manny Fernandez
Darryl Sydor	10-4-06	2:07	3-2 win @ Col	Jose Theodore
Jere Lehtinen	12-9-06	4:55	4-3 win @ Phx	Mikael Tellqvist
Jere Lehtinen	2-25-07	4:17	2-1 win vs. Van	Roberto Luongo
Ladislav Nagy	2-27-07	1:35	2-1 win @ TB	Johan Holmqvist
Mike Modano	3-11-07	0:35	4-3 win vs. LA	Sean Burke
Mike Ribeiro	3-18-07	4:19	5-4 win vs. Phx	Mikael Tellqvist
Mike Modano	11-26-07	0:35	3-2 win @ NYI	Rick DiPietro
Brenden Morrow	12-10-07	4:00	5-4 win vs. Edm	Mathieu Garon
Mike Ribeiro	12-21-07	0:57	3-2 win @ Cgy	Miikka Kiprusoff
Loui Eriksson	12-16-08	3:39	2-1 win vs. PHX	Ilya Bryzgalov
Mike Modano	12-27-08	3:34	4-3 win vs. ANA	Jean-Sebastien Giguere
Trevor Daley	1-12-09	1:51	5-4 win vs. DET	Chris Osgood
Nicklas Grossman	3-14-09	2:23	3-2 win vs. MIN	Niklas Backstrom
Trevor Daley	4-4-09	0:16	5-4 win vs. STL	Chris Mason

OPPONENT REGULAR SEASON OVERTIME GOALS

Goal Scorer	Date	Time	Final Score	Stars Goalie
Jari Kurri	10-9-83	3:50	4-3 loss @ Edm	Gilles Meloche
Doug Wickenheiser	10-20-83	1:35	5-4 loss vs. Mtl	Gilles Meloche
Dave Andreychuk	2-17-84	1:31	5-4 loss @ Buf	Don Beaupre
Miroslav Frycer	10-11-84	1:51	1-0 loss vs. Tor	Don Beaupre
Ken Linseman	12-23-84	2:15	4-3 loss @ Bos	Gilles Meloche
Dan Frawley	12-19-85	0:38	4-3 loss vs. Pit	Jon Casey
Jari Kurri	3-21-86	1:36	5-4 loss @ Edm	Don Beaupre
Rick Vaive	12-23-86	4:40	4-3 loss vs. Tor	Kari Takko
Randy Gregg	2-4-87	2:12	6-5 loss vs. Edm	Don Beaupre
Rick Meagher	11-25-87	1:19	4-3 loss vs. StL	Don Beaupre
Laurie Boschman	12-26-87	3:09	5-4 loss @ Wpg	Jon Casey
Esa Tikkanen	1-2-89	3:10	3-2 loss vs. Edm	Jon Casey
Doug Wilson	11-2-89	0:18	4-3 loss @ Chi	Kari Takko
John Tucker	1-31-90	0:35	4-3 loss vs. Wsh	Daniel Berthiaume
Mike Bullard	2-3-90	4:51	7-6 loss @ Phi	Jon Casey
Rick Meagher	2-13-90	2:49	2-1 loss vs. StL	Jon Casey
Randy Cunneynworth	11-10-90	0:49	3-2 loss vs. Hfd	Jon Casey
Rob Ramage	12-6-90	2:57	2-1 loss vs. Tor	Jon Casey
Michel Petit	3-16-91	2:44	4-3 loss @ Tor	Brian Hayward
Wendel Clark	2-25-92	0:18	3-2 loss @ Tor	Jon Casey
Adam Burt	2-29-92	4:58	5-4 loss vs. Hfd	Jon Casey
Dave Archibald	10-30-93	4:40	5-4 loss vs. Ott	Andy Moog
Dirk Graham	1-4-94	3:46	2-1 loss vs. Chi	Andy Moog
Glenn Anderson	1-13-94	4:46	4-3 loss @ Tor	Darcy Wakaluk
Theoren Fleury	2-18-95	4:34	3-2 loss @ Cgy	Andy Moog
Jeff Shantz	11-1-96	1:48	3-2 loss vs. Chi	Andy Moog
Jody Hull	11-22-96	4:55	2-1 loss vs. Fla	Andy Moog
Vyacheslav Kozlov	2-2-97	1:20	4-3 loss @ Det	Andy Moog
Joe Sacco	1-11-98	3:38	2-1 loss @ Ana	Ed Belfour
Brian Bellows	3-17-99	0:35	2-1 loss @ Wsh	Ed Belfour
Adam Deadmarsh	11-22-99	0:34	3-2 loss vs. Col	Ed Belfour
Jason Wiemer	1-12-00	2:03	2-1 loss @ Cgy	Manny Fernandez
Doug Gilmour	2-25-00	1:11	4-3 loss vs. Chi	Ed Belfour
Olli Jokinen	3-10-00	3:32	4-3 loss vs. NYI	Manny Fernandez
Milan Hejduk	3-26-00	3:17	2-1 loss vs. Col	Ed Belfour
Shjon Podein	4-2-00	4:13	3-2 loss @ Col	Ed Belfour
Al MacInnis	10-28-00	0:15	4-3 loss @ StL	Ed Belfour
Todd Marchant	2-25-01	0:31	3-2 loss @ Edm	Ed Belfour
Craig Conroy	10-13-01	4:20	4-3 loss vs. Cgy	Ed Belfour
Michael Peca	10-28-01	3:25	3-2 loss @ NYI	Marty Turco
Brett Hull	10-31-01	0:48	4-3 loss vs. Det	Ed Belfour
Ken Klee	12-28-01	2:03	3-2 loss vs. Wsh	Ed Belfour
Pavol Demitra	4-3-02	2:29	2-1 loss vs. StL	Ed Belfour
Valeri Bure	10-30-02	3:21	3-2 loss vs. Fla	Marty Turco
Magnus Arvedson	2-27-03	1:24	3-2 loss @ Ott	Ron Tugnutt
Wes Walz	3-21-03	1:30	3-2 loss vs. Min	Ron Tugnutt
Shean Donovan	3-27-03	2:51	2-1 loss @ Cgy	Marty Turco
Brendan Morrison	3-27-04	0:40	3-2 loss @ Van	Ron Tugnutt
Wayne Primeau	3-28-04	2:57	2-1 loss @ SJ	Ron Tugnutt
Patrick Marleau	10-26-05	3:20	5-4 loss vs. SJ	Marty Turco
Mattias Norstrom	1-2-06	2:29	3-2 loss @ LA	Marty Turco
Barrett Jackman	2-4-06	2:16	4-3 loss @ Stl	Marty Turco
Joe Thornton	4-3-06	4:39	3-2 loss vs. SJ	Marty Turco
Sergei Fedorov	4-18-06	0:35	5-4 loss @ CBJ	Johan Hedberg
Olli Jokinen	3-1-07	2:11	2-1 loss @ Fla	Mike Smith
Scott Niedermayer	3-23-07	2:28	3-2 loss @ Ana	Marty Turco
Rick Nash	4-5-07	1:04	2-1 loss @ CBJ	Mike Smith
Matthew Lombardi	10-12-07	3:20	3-2 loss vs. Cgy	Marty Turco
Jason Williams	10-13-07	0:43	2-1 loss @ Chi	Tobias Stephan
Anze Kopitar	11-10-07	2:34	6-5 loss @ LA	Marty Turco
Joe Thornton	3-27-08	2:58	3-2 loss @ SJ	Marty Turco
Rick Nash	10-10-08	4:39	5-4 loss vs. CBJ	Marty Turco
Alexander Semin	10-25-08	2:17	6-5 loss vs. WSH	Marty Turco
Jason Smith	12-20-08	3:30	6-4 loss @ OTT	Marty Turco
Michael Handzus	3-5-09	1:31	5-4 loss @ LA	Marty Turco
Petr Prucha	3-30-09	0:53	6-5 loss @ PHX	Tobias Stephan



SHOOTOUT HISTORY

SHOOTOUT RESULTS

2005-06

Date	Final Score	Shootout Score
11/5/05 @ Col	3-2 Win	2-0
11/12/05 @ S.J	3-2 Win	2-0
12/2/05 vs. Car	5-4 Win	2-1
1/6/06 vs. Ana	4-3 Win	2-1
1/14/06 @ Bos	2-1 Win	1-0
1/25/06 vs. Stl	4-3 Win	2-1
1/26/06 @ Col	3-2 Win	2-1
1/28/06 vs. Det	2-1 Win	3-2
3/7/06 @ Edm	4-3 Win	3-2
3/18/06 @ S.J	4-2 Win	5-0
3/24/06 vs. Chi	4-2 Win	5-1
3/24/06 @ Ana	4-5 Loss	0-2
4/8/06 @ Phx	3-2 Win	2-0

2005-06 Record **12-1**

Deciding Goal

Sergei Zubov
Sergei Zubov
Mike Modano
Antti Miettinen
Jussi Jokinen
Sergei Zubov
Jussi Jokinen
Mike Modano
Sergei Zubov
Antti Miettinen
Brenden Morrow
Rob Niedermayer
Jussi Jokinen

Goalies

Marty Turco/Peter Budaj
Marty Turco/Evgeni Nabokov
Marty Turco/Martin Gerber
Johan Hedberg/J.S. Giguere
Marty Turco/Tim Thomas
Marty Turco/Curtis Sanford
Marty Turco/Peter Budaj
Marty Turco/Manny Legace
Marty Turco/Michael Morrison
Marty Turco/Vesa Toskala
Johan Hedberg/N. Khabibulin
Marty Turco/J.S. Giguere
Johan Hedberg/Curtis Joseph

2006-07

Date	Final Score	Shootout Score
10/15/06 @ Ana	4-3 Win	2-1
12/2/06 vs. Min	4-3 Win	3-1
2/16/06 @ LA	4-3 Win	1-0
1/3/07 @ Van	1-2 Loss	1-2
1/4/07 @ Edm	6-5 Win	2-0
1/20/07 @ Min	2-1 Win	3-2
1/26/07 vs. Pit	3-4 Loss	0-1
1/30/07 @ S.J	2-2 Win	3-2
2/20/07 @ Min	1-2 Loss	0-1
3/2/07 vs. Cbj	2-3 Loss	0-1
3/24/07 @ Phx	4-3 Win	1-0
3/30/07 @ Det	4-3 Win	1-0
4/6/07 vs. Ana	2-1 Win	1-0

2006-07 Record **9-4**

Deciding Goal

Jussi Jokinen
Jussi Jokinen
Mike Ribeiro
Ryan Kesler
Sergei Zubov
Stu Barnes
Erik Christensen
Mike Ribeiro
Mikko Koivu
Jason Chimera
Jere Lehtinen
Sergei Zubov
Ladislav Nagy

Goalies

Marty Turco/J.S. Giguere
Marty Turco/Niklas Backstrom
Marty Turco/Barty Brusil
Marty Turco/Roberto Luongo
Marty Turco/Dwayne Roloson
Marty Turco/Niklas Backstrom
Marty Turco/Marc-Andre Fleury
Marty Turco/Vesa Toskala
Marty Turco/Niklas Backstrom
Marty Turco/Fredrik Norrena
Mike Smith/Curtis Joseph
Mike Smith/Dominik Hasek
Marty Turco/Ilya Bryzgalov

2007-08

Date	Final Score	Shootout Score
10/17/07 @ Cbj	2-1 Win	1-0
11/14/07 vs. S.J	3-4 Loss	0-2
1/23/07 @ Cbj	2-1 Win	3-2
2/18/07 @ Edm	2-1 Win	1-0
2/29/07 vs. StL	5-4 Win	1-0
1/12/08 @ LA	3-4 Loss	2-1
2/5/08 vs. Van	3-2 Win	2-1
3/30/08 @ Ana	2-3 Loss	1-2

2007-08 Record **5-3**

Deciding Goal

Jussi Jokinen
Devin Setoguchi
Niklas Hagman
Sergei Zubov
Mike Modano
Patrick O'Sullivan
Brenden Morrow
Chris Kunitz

Goalies

Mike Smith/Fredrik Norrena
Marty Turco/Evgeni Nabokov
Marty Turco/Pascal LeClaire
Marty Turco/Dwayne Roloson
Mike Smith/Hannu Toivonen
Marty Turco/Jason LaBarbera
Marty Turco/Roberto Luongo
Marty Turco/J.S. Giguere

2008-09

Date	Final Score	Shootout Score
11/11/08 @ LA	2-3 Loss	1-2
11/22/08 vs. ANA	1-2 Loss	2-1
12/5/08 vs. COL	2-1 Win	2-1
12/18/08 vs. CBJ	6-5 Win	5-0
1/4/09 @ VAN	3-2 Win	5-1
1/10/09 @ PHX	0-1 Loss	5-1
1/15/09 vs. BUF	4-5 Loss	1-2
1/17/09 vs. LA	3-2 Win	1-0
2/16/09 @ CBJ	3-2 Win	1-0
3/26/09 vs. LA	0-1 Loss	1-2
4/9/09 @ COL	3-2 Win	3-2
4/10/09 @ ANA	3-4 Loss	1-2

2007-08 Record **6-6**

All-Time Record **32-14**

Deciding Goal

Alexander Frolov
Ryan Getzlaf
Mike Modano
Brad Richards
James Neal
Kyle Turris
Jason Pominville
Mike Ribeiro
James Neal
Justin Williams
Mike Ribeiro
Teemu Selanne

Goalies

Marty Turco/Erik Ersberg
Marty Turco/Jonas Hiller
Marty Turco/Peter Budaj
Marty Turco/Pascal LeClaire
Marty Turco/Jason LaBarbera
Marty Turco/Ilya Bryzgalov
Marty Turco/Ryan Miller
Marty Turco/Erik Ersberg
Marty Turco/Steve Mason
Marty Turco/Jonathan Quick
Matt Cimie/Peter Budaj
Marty Turco/Jonas Hiller

SHOOTOUT RESULTS - INDIVIDUAL

Skater	Percentage	Shootout Deciding Goals
Bill Guerin	1 for 1 (100.0%)	0
Eric Lindros	1 for 1 (100.0%)	0
Brenden Morrow	2 for 2 (100.0%)	2
James Neal	5 for 7 (71.4%)	2
Jussi Jokinen	17 for 29 (58.6%)	6
Stu Barnes	1 for 2 (50.0%)	1
Ladislav Nagy	1 for 2 (50.0%)	1
Mike Ribeiro	11 for 25 (44.0%)	4
Sergei Zubov	13 for 31 (41.9%)	7
Brad Richards	3 for 8 (37.5%)	1
Jere Lehtinen	3 for 9 (33.3%)	1
Antti Miettinen	3 for 9 (33.3%)	2
Mike Modano	7 for 21 (33.3%)	4
Fabian Brunstrom	1 for 4 (25.0%)	0
Niklas Hagman	1 for 4 (25.0%)	0
Loui Eriksson	1 for 7 (14.3%)	1
Jason Arnott	0 for 1 (0.0%)	0
Niko Kapanen	0 for 1 (0.0%)	0
Mark Parrish	0 for 1 (0.0%)	0
Patrik Stefan	0 for 1 (0.0%)	0
All-Time Percentage	71 for 166 (42.8%)	32
Goaltender	Goals Against/Chances	Record
Marty Turco	42/135	24-14
Johan Hedberg	3/17	4-0
Mike Smith	0/9	3-0
Matt Cimie	2/3	1-0
All-Time Goaltending	47/164	32-14

STARS BEST RECORDS AFTER GAMES 1-84

AFTER	RECORD	POINTS	SEASON(S)	AFTER	RECORD	POINTS	SEASON(S)
1 game	1-0-0	2	16 times (last 06-07)	41 games	27-7-7	61	98-99
2 games	2-0-0	4	9 times (last 06-07)	42 games	27-8-7	61	98-99
3 games	3-0-0	6	5 times (last 06-07)	43 games	27-9-7	61	97-98 98-99
4 games	4-0-0	8	96-97 06-07	44 games	28-9-7	63	97-98 98-99
5 games	5-0-0	10	96-97 06-07	45 games	29-9-7	65	98-99
6 games	6-0-0	12	96-97	46 games	30-9-7	67	98-99
7 games	6-1-0	12	96-97 06-07	47 games	30-9-8	68	98-99
8 games	7-1-0	14	96-97 06-07	48 games	30-10-8	68	98-99
9 games	8-1-0	16	06-07	49 games	31-10-8	70	98-99
10 games	8-2-0	16	96-97 06-07	50 games	32-10-8	72	98-99
11 games	9-2-0	18	96-97 06-07	51 games	33-10-8	74	98-99
12 games	10-2-0	20	06-07	52 games	34-10-8	76	98-99
13 games	11-2-0	22	06-07	53 games	35-10-8	78	98-99
14 games	10-2-2 11-3-0	22	71-72 06-07	54 games	35-10-9	79	98-99
15 games	10-2-3	23	80-81	55 games	36-10-9	81	98-99
16 games	12-4-0	24	06-07	56 games	36-11-9	81	98-99
17 games	11-3-3	25	80-81 81-82 98-99	57 games	37-11-9	83	98-99
18 games	12-4-2 11-3-4	26	71-72 80-81 81-82	58 games	38-11-9	85	98-99
19 games	13-5-0	26	06-07	59 games	38-11-10	86	98-99
20 games	13-4-2 13-4-3	28	71-72	60 games	39-11-10	88	98-99
21 games	14-4-3	31	71-72	61 games	39-12-10	88	98-99
22 games	15-4-3	33	71-72	62 games	40-12-10	90	98-99
23 games	16-4-3	35	71-72	63 games	41-12-10	92	98-99
24 games	17-4-3	37	71-72	64 games	42-12-10	94	98-99
25 games	18-4-3	39	71-72	65 games	42-12-11	95	98-99
26 games	18-5-3	39	71-72	66 games	42-12-12	96	98-99
27 games	18-6-3 17-5-5 19-7-1	39	71-72 98-99 05-06	67 games	42-13-12	96	98-99
28 games	18-5-5	41	98-99	68 games	42-14-12	96	98-99
29 games	19-5-5	43	98-99	69 games	43-14-12	98	98-99
30 games	19-5-6	44	98-99	70 games	44-14-12	100	98-99
31 games	20-5-6	46	98-99	71 games	45-14-12	102	98-99
32 games	21-5-6	48	98-99	72 games	45-15-12	102	98-99
33 games	22-5-6	50	98-99	73 games	46-15-12	104	98-99
34 games	23-5-6	52	98-99	74 games	47-15-12	106	98-99
35 games	24-5-6	54	98-99	75 games	47-16-12	106	98-99
36 games	25-5-6	56	98-99	76 games	47-17-12	106	98-99
37 games	25-6-6	56	98-99	77 games	48-17-12	108	98-99
38 games	25-7-6	56	98-99	78 games	49-17-12	110	98-99
39 games	25-7-7	57	98-99	79 games	50-17-12	112	98-99
40 games	26-7-7	59	98-99	80 games	51-17-12	114	98-99
				81 games	51-18-12	114	98-99
				82 games	51-19-12	114	98-99
				83 games	41-29-13	95	93-94
				84 games	42-19-13	97	93-94

* 80-game seasons 1967-68 through 1991-92

* 84-game seasons 1992-93 through 1993-94

* 48-game season 1994-95

* 82-game season 1995-96 to present



INDIVIDUAL RECORDS VS. OPPONENTS

Most Points vs. One Team, Career

Name	Opponent	Points
Brian Bellows	Toronto	56-44-100
Mike Modano*	Phoenix	36-56-92
Brian Bellows	Chicago	41-48-89
Mike Modano*	Los Angeles	37-49-86
Mike Modano*	Chicago	35-51-86
Mike Modano*	St. Louis	33-52-85
Brian Bellows	Detroit	37-47-84
Mike Modano*	Vancouver	32-46-78
Mike Modano*	Anaheim	25-53-78

Most Goals vs. One Team, Career

Name	Opponent	Goals
Brian Bellows	Toronto	56
Dino Ciccarelli	St. Louis	42
Brian Bellows	Chicago	41
Mike Modano*	Los Angeles	37
Mike Modano*	Phoenix	36
Mike Modano*	Chicago	35
Mike Modano*	Edmonton	33
Mike Modano*	St. Louis	33
Mike Modano*	Vancouver	32

Most Assists vs. One Team, Career

Name	Opponent	Assists
Neal Broten	Toronto	56
Mike Modano*	Phoenix	56
Neal Broten	Detroit	55
Mike Modano*	Anaheim	53
Mike Modano*	St. Louis	52
Neal Broten	St. Louis	51
Mike Modano*	Chicago	51

Most Points vs. One Team, Season

Name	Opponent	Season	Points
Scott Bjugstad	Toronto	1985-86	8-9-17
Dino Ciccarelli	Chicago	1986-87	8-9-17
Neal Broten	Toronto	1985-86	4-12-16

Most Goals vs. One Team, Season

Name	Opponent	Season	Goals
Steve Payne	Chicago	1984-85	10
Dino Ciccarelli	Chicago	1983-84	9
Brian Bellows	Chicago	1991-92	9

Most Assists vs. One Team, Season

Name	Opponent	Season	Assists
Neal Broten	Toronto	1985-86	12
Gordie Roberts	St. Louis	1983-84	11
Neal Broten	Detroit	1985-86	10
Craig Hartsburg	Detroit	1985-86	10
Tommy Williams	St. Louis	1969-70	10
Brian Bellows	Chicago	1984-85	10
Mike Ribeiro*	Los Angeles	2007-08	10

* denotes current player

OPPONENT RECORD VS. STARS

Most Points vs. Stars, Career

Name	Points
Steve Yzerman	139
Denis Savard	119
Wayne Gretzky	116

Most Goals vs. Stars, Career

Name	Goals
Brett Hull	66
Steve Yzerman	50
Marcel Dionne	47
Steve Larmer	47

Most Assists vs. Stars, Career

Name	Assists
Steve Yzerman	89
Denis Savard	77
Wayne Gretzky	72

Most Points vs. Stars, Season

Name	Team	Season	Points
Denis Savard	Chicago	1987-88	8-15-23
Denis Savard	Chicago	1984-85	9-9-18
Bobby Orr	Boston	1969-70	7-9-16
Bobby Orr	Boston	1971-72	3-13-16

Most Goals vs. Stars, Season

Name	Team	Season	Goals
Brett Hull	St. Louis	1990-91	10
Brett Hull	St. Louis	1992-93	10
Don Murdoch	NY Rangers	1976-77	9
Denis Savard	Chicago	1984-85	9
Rick Vaive	Chicago	1987-88	9

Most Assists vs. Stars, Season

Name	Team	Season	Assists
Denis Savard	Chicago	1987-88	15
Bobby Orr	Boston	1971-72	13
Doug Gilmour	Toronto	1992-93	12

1999 STANLEY CUP CHAMPIONS

1999 Dallas Stars (Names appearing on the Stanley Cup)

Thomas Hicks, Jim Lites, Bob Gainey, Doug Armstrong, Craig Button, Ken Hitchcock, Doug Jarvis, Rick Wilson, Rick McLaughlin, Jeff Cogen, Bill Strong, Tim Bernhardt, Doug Overton, Bob Gernander, Stu MacGregor, Dave Surprenant, Dave Smith, Rich Matthews, J.J. McQueen, Rick St. Croix, Dan Stuchal, Larry Kelly

Ed Belfour, Guy Carbonneau, Shawn Chambers, Derian Hatcher, Benoit Hogue, Tony Hrkac, Brett Hull, Mike Keane, Jamie Langenbrunner, Jere Lehtinen, Craig Ludwig, Grant Marshall, Richard Matvichuk, Mike Modano, Joe Nieuwendyk, Derek Plante, Dave Reid, Jon Sim, Brian Skrudland, Blake Sloan, Darryl Sydor, Roman Turek, Pat Verbeek, Sergei Zubov

SEASONAL STREAKS



YEAR	TOTAL				HOME				ROAD			
	W I N N I N G	P O I N T S	L O S I N G	W I N L E S S	W I N N I N G	P O I N T S	L O S I N G	W I N L E S S	W I N N I N G	P O I N T S	L O S I N G	W I N L E S S
2008-09	5	5	5	7	5	8	*6	6	3	4	4	5
2007-08	7	8	4	5	5	5	4	4	4	5	3	3
2006-07	5	7	4	4	6	6	3	3	5	6	4	4
2005-06	6	9	3	3	8	8	3	3	5	6	3	3
2004-05	-	-	-	-	-	-	-	-	-	-	-	-
2003-04	5	9	5	7	5	*17	1	3	3	6	5	6
2002-03	4	12	3	5	6	9	2	2	*10	3	3	5
2001-02	4	6	3	4	3	5	4	6	7	8	3	9
2000-01	5	13	3	3	4	8	2	2	6	6	3	4
1999-00	4	6	3	5	4	4	4	4	4	7	3	3
1998-99	6	*15	2	4	5	7	2	2	*7	*10	3	4
1997-98	*7	10	3	5	7	8	2	3	3	6	3	3
1996-97	*7	11	3	4	5	11	2	3	4	7	3	3
1995-96	3	7	6	7	3	5	4	10	4	4	6	10
1994-95	5	5	4	7	3	7	4	6	2	3	4	4
1993-94	4	4	3	6	4	11	3	4	*7	8	3	5
1992-93	5	7	5	9	3	6	4	4	*7	7	5	5
1991-92	3	3	5	5	4	4	2	4	3	3	6	6
1990-91	4	6	4	7	6	13	4	7	2	3	5	8
1989-90	4	6	7	8	8	8	3	5	4	4	7	9
1988-89	5	6	4	5	3	5	4	4	3	3	4	8
1987-88	3	4	7	8	2	2	4	5	3	4	*8	9
1986-87	6	6	5	6	3	4	4	7	3	4	4	4
1985-86	5	5	4	6	4	4	2	3	3	3	4	5
1984-85	3	4	5	8	2	4	4	5	1	2	5	6
1983-84	5	8	4	5	5	7	4	6	3	6	4	5
1982-83	5	10	3	5	5	11	2	5	5	5	4	5
1981-82	5	12	3	5	4	9	1	4	4	4	4	9
1980-81	5	8	5	8	5	10	2	5	2	5	5	7
1979-80	*7	7	4	8	7	13	2	4	3	4	6	8
1978-79	4	6	8	8	3	5	5	5	2	3	5	8
1977-78	2	3	7	12	3	3	5	10	2	2	6	14
1976-77	3	4	5	11	3	5	2	6	1	2	4	13
1975-76	3	4	*10	11	7	7	5	8	1	2	*8	17
1974-75	2	5	8	11	7	8	5	5	1	2	7	*23
1973-74	2	4	5	11	6	8	3	5	1	4	4	9
1972-73	6	7	4	6	*11	13	3	3	3	4	7	7
1971-72	6	9	4	6	5	5	2	3	4	6	4	6
1970-71	3	4	4	7	3	4	3	5	3	4	3	7
1969-70	4	6	9	*20(&13)	3	4	*6	*12	3	5	7	17
1968-69	3	6	8	14	4	4	5	10	1	2	5	8
1967-68	4	5	5	8	5	5	3	5	5	6	5	9

*Franchise Record

MOST GOALS SCORED IN ONE GAME:

1. 15 goals	— Nov. 11, 1981	Winnipeg	15-2
2. 10 goals	— Feb. 6, 2009	NY Rangers	10-2
	Nov. 28, 1992	San Jose	10-3
	Oct. 17, 1985	Detroit	10-1
	Dec. 11, 1985	@ Detroit	10-2
	Jan. 27, 1984	@ St. Louis	10-8
	Nov. 5, 1983	Chicago	10-5
	March 7, 1973	Pittsburgh	10-4

MOST GOALS ALLOWED IN ONE GAME:

1. 12 goals	— Jan. 4, 1984	@ Edmonton	12-8
2. 11 goals	— Oct. 22, 1983	@ Quebec	11-2
	Dec. 4, 1976	NY Rangers	11-4
4. 10 goals	— Nov. 27, 1993	@ Detroit	10-4
	Dec. 6, 1987	@ Edmonton	10-4
	Jan. 31, 1986	@ Vancouver	10-5
	March 31, 1984	@ Calgary	10-3
	Oct. 7, 1983	@ Vancouver	10-9
	Jan. 15, 1983	Edmonton	10-4
	March 14, 1981	@ Los Angeles	10-4
	Oct. 12, 1976	NY Rangers	10-4
	Nov. 3, 1974	@ Boston	10-1
	Oct. 16, 1968	@ Chicago	10-4

MOST DECISIVE VICTORIES:

1. 13 goals	— Nov. 11, 1981	Winnipeg	15-2
2. 9 goals	— Oct. 17, 1985	Detroit	10-1
3. 8 goals	— Feb. 6, 2009	NY Rangers	10-2
	Nov. 4, 2005	Chicago	9-1
	Mar. 21, 2001	Anaheim	8-0
	Jan. 6, 1994	Philadelphia	8-0
	Dec. 11, 1985	@ Detroit	10-2
	Nov. 1, 1978	St. Louis	9-1
	March 31, 1970	Toronto	8-0

MOST DECISIVE LOSSES:

1. 9 goals	— Jan. 9, 1990	@ Detroit	9-0
	Oct. 22, 1983	Quebec	11-2
	Nov. 3, 1974	Boston	10-1
4. 8 goals	— Jan. 30, 2001	@ Los Angeles	8-0
	Feb. 17, 1992	@ Montreal	8-0
	Jan. 28, 1988	@ St. Louis	9-1
	March 13, 1985	@ Quebec	8-0
	Oct. 31, 1976	@ Philadelphia	9-1
	Jan. 4, 1975	Boston	8-0
	Nov. 26, 1975	NY Islanders	9-1
	March 11, 1970	St. Louis	9-1

Overall

Winning Streak

7 1/29 - 2/11/08
 7 11/22 - 12/5/97
 7 3/16 - 4/2/97
 7 3/16 - 3/28/80
 6 11/16 - 11/26/07
 6 1/23 - 2/1/06
 6 1/4/ - 1/14/06
 6 12/23/98 - 1/6/99
 6 11/22 - 12/4/86
 6 11/19 - 12/2/72
 6 10/17 - 10/28/71

Unbeaten Streak

15 12/6/98 - 1/6/99
 13 3/13-4/7/01
 12 2/18 - 3/15/82
 12 12/27/02-1/22/03
 11 3/5 - 4/2/97
 10 12/15/97 - 1/5/98
 10 11/26 - 12/18/82
 9 11/16 - 12/4/71
 9 2/18 - 3/7/04
 8 3/3 - 3/18/84
 8 12/20 - 1/7/81

Earning a Point Streak

15 12/6/98 - 1/6/99
 13 3/13 - 4/7/01
 13 3/8 - 4/3/00
 12 2/18 - 3/15/82
 12 12/27/02 - 1/22/03
 11 3/5 - 4/2/97
 10 12/15/97 - 1/5/98
 10 11/26 - 12/18/82

Losing Streak

10 2/1 - 2/20/76
 9 1/17 - 2/4/70
 8 11/11 - 11/29/78
 8 12/28 - 1/18/75
 8 1/5 - 1/19/69

Winless Streak

20 1/15 - 2/28/70
 14 12/22 - 1/19/69
 13 12/11 - 1/10/70
 12 2/24 - 3/19/78

Home

Winning Streak

11 11/4 - 12/27/72
 8 1/23 - 3/13/06
 8 11/4 - 11/26/89
 7 11/19 - 12/10/97
 7 12/5 - 1/2/80
 7 11/29 - 12/29/75
 7 11/9 - 11/30/74

Unbeaten Streak

17 1/23 - 3/20/04
 13 1/17 - 3/17/91
 13 11/21 - 1/9/80
 13 10/28 - 12/27/72
 11 2/14 - 4/9/97
 11 11/1 - 12/12/93
 11 11/11 - 12/29/82
 10 12/20 - 1/26/81

Earning a Point Streak

17 1/23 - 3/20/04
 13 10/11 - 12/6/02
 13 1/17 - 3/17/91
 13 11/21 - 1/9/80
 13 10/28 - 12/27/72
 11 2/14 - 4/9/97
 11 11/1 - 12/12/93
 11 11/11 - 12/29/82

Losing Streak

6 2/21 - 3/8/09
 6 1/17 - 2/4/70
 5 11/15 - 11/29/78
 5 1/18 - 2/4/78
 5 3/2 - 3/14/76
 5 2/7 - 2/24/76
 5 11/5 - 11/26/75
 5 12/30 - 1/23/75
 5 1/7 - 1/19/69

Winless Streak

12 1/17 - 2/25/70
 10 1/8 - 2/11/96
 10 1/4 - 2/4/78
 8 3/2 - 3/30/76
 7 12/26 - 1/15/91
 7 3/7 - 3/30/87

Road

Winning Streak

7 11/15-12/15/01
 7 1/13 - 2/23/99
 7 1/26 - 2/21/94
 7 11/18 - 12/5/92
 6 3/13-4/7/01
 5 1/17-2/7/08
 5 11/12 - 12/10/05
 5 2/5 - 3/5/83
 5 12/2 - 12/16/67

Unbeaten Streak

10 1/12 - 3/4/99
 10 12/27/02-2/25/03
 9 12/6/99 - 1/1/99
 8 11/11-12/15/01
 8 1/26 - 2/23/94
 7 2/23 - 3/29/00
 7 11/20 - 12/21/96
 7 11/18 - 12/5/92

Earning a Point Streak

11 12/27/02 - 2/27/03
 10 12/27/02 - 2/25/03
 10 1/12 - 3/4/99
 9 12/6/99 - 1/1/99
 8 2/23 - 4/2/00
 8 11/11-12/15/01
 8 1/26 - 2/23/94

Losing Streak

8 1/28 - 3/3/88
 8 10/19 - 11/13/75
 7 1/27 - 3/4/90
 7 1/27 - 2/20/76
 7 12/1 - 12/18/74
 7 10/26 - 11/18/74
 7 1/25 - 2/25/73
 7 1/28 - 2/28/70

Winless Streak

23 10/25 - 1/28/75
 17 12/14 - 2/20/76
 17 12/7 - 2/28/70
 14 2/18 - 4/8/78
 13 10/31 - 1/1/77

RECORD BY MONTH



YEAR	OCTOBER			NOVEMBER			DECEMBER			JANUARY			FEBRUARY			MARCH			APRIL		
	W-L-T/O/L	GF	GA	W-L-T/O/L	GF	GA	W-L-T/O/L	GF	GA	W-L-T/O/L	GF	GA	W-L-T/O/L	GF	GA	W-L-T/O/L	GF	GA	W-L-T/O/L	GF	GA
1967-68	2-3-2	16	23	3-7-3	22	36	7-5-2	37	36	7-5-2	44	45	4-7-2	38	54	4-5-4	34	32	—	—	—
1968-69	2-5-1	21	28	4-6-3	30	38	3-10-2	37	52	2-10-1	22	48	5-4-3	46	47	2-8-5	33	57	—	—	—
1969-70	4-4-0	23	19	3-5-4	33	39	2-4-7	41	46	1-9-3	32	50	0-8-4	29	48	7-5-4	60	54	2-0-0	6	1
1970-71	5-3-0	18	15	5-5-3	33	37	3-9-3	27	49	5-5-4	38	38	4-6-4	41	50	6-5-2	32	31	0-1-0	2	3
1971-72	7-2-2	35	19	9-2-1	33	18	4-7-2	28	34	7-4-3	39	37	5-6-1	32	35	5-7-3	44	44	0-1-0	1	4
1972-73	4-5-1	26	25	9-2-2	45	28	6-7-1	55	53	3-5-4	30	40	7-7-0	48	43	8-4-3	50	41	—	—	—
1973-74	0-5-6	24	37	5-6-0	39	42	6-5-2	37	36	4-6-3	46	53	3-6-4	38	46	5-7-2	44	45	0-3-0	7	16
1974-75	2-4-3	18	24	7-6-1	51	63	2-10-1	31	66	1-9-1	27	55	6-8-0	42	50	5-10-1	48	69	0-3-0	4	14
1975-76	2-7-0	22	31	3-9-0	26	55	7-6-2	34	43	4-7-2	42	43	2-12-0	32	62	2-11-2	35	63	0-1-1	4	6
1976-77	4-7-1	34	54	2-8-2	32	49	1-5-6	35	49	5-7-2	44	49	4-5-4	42	45	7-5-3	48	51	0-2-0	5	13
1977-78	2-7-0	25	39	4-5-3	37	49	3-10-1	36	67	2-10-1	29	45	3-8-1	26	43	2-10-3	51	63	2-3-0	14	19
1978-79	1-4-2	19	25	4-10-0	37	58	9-4-1	56	41	5-5-4	43	44	4-4-3	45	33	4-10-1	48	66	1-3-1	9	22
1979-80	6-2-1	40	27	4-4-5	55	53	8-3-1	50	27	4-7-3	46	44	7-4-2	60	46	7-6-2	55	48	0-2-2	5	8
1980-81	5-1-2	33	23	7-4-2	52	37	6-4-4	50	51	7-5-4	50	40	4-8-2	47	57	5-5-3	50	47	1-1-0	9	8
1981-82	7-2-2	48	30	5-2-6	61	40	2-7-4	48	62	7-5-3	63	53	6-3-4	63	55	9-3-1	55	42	1-1-0	8	6
1982-83	9-2-1	54	37	5-6-3	59	60	6-3-4	55	51	6-3-4	49	40	7-3-2	41	37	7-6-2	58	57	0-1-0	5	8
1983-84	3-7-1	39	60	9-2-2	74	54	6-6-1	53	51	9-5-0	75	67	4-9-2	43	57	8-2-4	61	55	—	—	—
1984-85	2-6-1	29	39	6-4-4	55	54	4-9-1	44	55	3-6-4	47	55	3-9-1	37	51	6-8-1	44	56	1-1-0	12	11
1985-86	3-5-2	46	45	3-7-4	39	49	7-4-1	67	48	6-8-1	54	62	8-3-1	50	43	9-5-0	58	48	2-1-0	13	10
1986-87	4-5-1	42	43	5-6-1	50	44	7-6-1	54	54	6-4-4	47	41	5-7-0	44	46	3-11-2	54	78	0-1-1	5	8
1987-88	4-5-2	37	40	5-7-1	48	55	4-9-2	43	65	3-9-3	38	64	1-8-1	31	47	2-8-4	43	68	0-2-0	2	10



RECORD BY MONTH

YEAR	OCTOBER			NOVEMBER			DECEMBER			JANUARY			FEBRUARY			MARCH			APRIL		
	W-L-T/O-L	GF	GA	W-L-T/O-L	GF	GA	W-L-T/O-L	GF	GA	W-L-T/O-L	GF	GA	W-L-T/O-L	GF	GA	W-L-T/O-L	GF	GA	W-L-T/O-L	GF	GA
1988-89	2-8-1	30	46	5-5-3	49	52	5-6-3	46	45	4-4-5	48	47	4-6-2	36	45	7-7-2	47	40	0-1-0	2	3
1989-90	7-4-1	46	44	9-5-0	53	43	2-11-2	32	55	6-7-0	50	56	3-8-0	42	43	9-4-1	60	46	0-1-0	1	4
1990-91	2-8-3	35	52	4-7-3	36	42	5-8-1	50	48	5-7-2	42	46	5-2-3	42	33	6-7-2	51	45	—	—	—
1991-92	5-6-0	34	39	4-6-2	41	40	7-4-1	40	38	5-7-1	44	55	5-9-1	41	48	6-8-0	38	45	0-2-1	8	13
1992-93	6-5-1	43	45	7-4-2	45	36	6-4-2	41	41	7-5-3	52	46	4-7-1	43	51	3-9-1	29	52	3-4-0	19	22
1993-94	6-4-2	48	41	6-5-4	49	52	8-4-1	41	32	7-6-0	46	44	7-2-1	39	27	5-5-4	37	42	3-3-1	26	27
1994-95	—	—	—	—	—	—	—	—	—	2-2-1	12	9	3-8-2	35	41	6-5-2	46	35	6-8-3*	43	50
1995-96	5-4-2	39	37	3-3-3	17	20	2-10-2	34	54	4-7-4	43	56	5-7-1	48	48	5-7-1	29	40	2-4-1	17	25
1996-97	9-2-0	34	22	7-6-1	39	36	6-5-2	37	32	7-5-1	44	33	9-4-0	42	32	8-1-2	38	22	2-3-2	18	21
1997-98	9-4-1	43	31	9-3-3	52	34	7-2-3	33	20	8-4-1	37	28	5-0-0	17	3	5-5-3	32	27	6-4-0	28	24
1998-99	6-1-2	25	16	6-3-1	28	23	11-1-3	52	27	7-4-1	34	28	8-2-2	32	22	9-4-3	44	34	4-4-0	21	18
1999-00	6-5-1	23	26	5-6-2	31	31	8-4-2	39	34	8-4-0	29	22	7-4-1	32	25	9-3-2	47	31	0-3-2	10	15
2000-01	6-4-2	33	31	7-2-2	30	15	8-5-1	43	35	7-7-0	32	42	7-4-2	40	33	11-2-2	49	22	2-0-1	14	9
2001-02	4-4-5	31	35	5-3-4	32	31	8-5-1	45	36	7-6-0	33	38	3-3-1-0	17	16	6-5-4	40	39	3-2-3	17	18
2002-03	6-2-3	35	25	9-4-3	51	31	5-4-4	33	23	10-1-2	46	28	5-2-5	31	26	9-4-2	45	35	2-0-0	4	1
2003-04	6-4-0	25	23	5-7-3	33	38	6-5-3	21	23	9-4-3	38	38	6-2-2	30	20	8-3-4	40	27	1-1-0	7	6
2004-05	—	—	—	—	—	—	—	—	—	—	—	—	—	—	—	—	—	—	—	—	—
2005-06	6-4-1	34	39	10-3-0	49	29	8-5-0	43	34	11-3-1	44	34	3-2-1	22	20	11-3-1	49	36	4-3-2	24	26
2006-07	9-2-0	35	21	7-7-0	35	34	9-6-0	38	36	5-4-2	28	35	8-2-1	31	21	10-3-3	51	41	2-1-1	8	9
2007-08	5-5-2	33	33	8-4-2	41	35	10-4-0	44	31	6-7-1	36	40	12-2-0	47	27	2-7-2	26	30	2-1-0	10	8
2008-09	4-5-2	34	45	4-6-2	31	39	8-4-1	40	37	7-3-2	34	32	6-7-0	34	30	5-8-3	39	54	2-2-1	12	14
TOTALS	187-172-60	1309	1334	227-202-90	1653	1619	232-230-81	1670	1717	229-231-86	1677	1770	207-218-67	1576	1606	253-241-96	1842	1858	58-77-25	424	506

*Includes loss on May 1

RECORD BY DAY



YEAR	SUNDAY			MONDAY			TUESDAY			WEDNESDAY			THURSDAY			FRIDAY			SATURDAY		
	W-L-T/O/L	GF	GA	W-L-T/O/L	GF	GA	W-L-T/O/L	GF	GA	W-L-T/O/L	GF	GA	W-L-T/O/L	GF	GA	W-L-T/O/L	GF	GA	W-L-T/O/L	GF	GA
1967-68	6-7-2	46	53	0-1-0	0	1	—	—	—	9-9-5	69	71	2-5-2	18	33	1-0-0	3	0	9-10-6	55	68
1968-69	5-11-3	38	62	0-1-1	2	7	0-5-1	14	24	3-12-2	43	68	1-5-4	27	42	1-0-0	5	1	8-9-4	60	66
1969-70	5-6-4	49	47	0-0-1	4	4	1-1-3	15	14	4-10-7	62	75	1-4-3	20	25	—	—	—	8-14-4	74	92
1970-71	7-10-2	46	63	—	—	—	3-5-0	19	21	7-6-4	49	51	2-4-3	22	32	3-1-0	12	10	6-8-7	43	46
1971-72	7-8-4	44	51	—	—	—	4-1-3	22	15	9-5-0	43	25	5-3-3	31	31	2-0-0	4	2	10-12-2	68	67
1972-73	8-9-1	55	63	0-0-1	3	3	4-1-2	19	18	11-6-2	78	57	1-6-1	17	31	0-2-1	4	10	13-6-3	78	48
1973-74	2-8-5	45	60	—	—	—	4-3-1	31	29	7-8-5	61	67	0-5-3	16	27	3-1-0	16	14	7-13-3	66	78
1974-75	3-9-3	37	65	0-4-0	8	28	3-6-0	29	45	4-12-2	50	78	2-6-1	20	36	0-2-1	6	11	11-11-0	71	78
1975-76	1-12-4	37	67	1-1-0	4	5	2-7-1	22	41	7-13-0	50	72	1-4-0	9	22	0-5-1	10	27	8-11-1	63	69
1976-77	3-10-2	33	60	1-0-0	5	4	3-5-3	36	47	6-10-2	56	71	2-1-3	25	22	0-2-3	13	20	8-11-5	72	86
1977-78	2-7-3	36	46	1-1-0	7	8	5-4-0	35	33	5-14-1	51	90	2-6-0	18	32	1-3-2	22	26	2-18-3	49	90
1978-79	2-8-1	29	46	1-1-0	9	4	4-3-0	23	29	10-7-5	86	60	1-4-1	26	31	3-2-2	23	19	7-15-3	61	100
1979-80	5-6-3	54	49	4-1-0	22	9	3-1-4	31	25	12-4-3	84	54	2-5-0	22	28	4-2-0	20	16	6-9-6	78	72
1980-81	5-1-3	45	25	3-4-1	23	25	3-2-1	28	24	7-7-5	50	54	0-5-2	15	31	3-2-2	24	21	14-7-3	106	83
1981-82	5-3-1	35	28	6-1-3	49	31	0-3-1	12	19	10-4-5	95	69	1-5-6	32	45	1-0-1	10	7	14-7-3	113	89
1982-83	3-3-0	22	21	4-1-1	24	18	6-3-3	54	45	5-6-3	46	54	9-4-3	68	57	0-1-2	12	14	13-6-4	95	81
1983-84	2-3-1	22	23	5-3-0	34	30	4-3-0	30	26	9-7-3	89	89	3-3-3	36	40	3-3-2	43	39	13-9-1	91	97
1984-85	4-7-0	37	43	5-3-1	35	37	0-3-4	19	29	5-10-1	54	67	1-4-1	22	27	2-3-1	19	24	8-13-4	82	94
1985-86	2-5-1	27	30	5-3-0	33	30	7-3-2	51	34	7-3-3	66	49	6-4-1	50	44	1-4-0	18	25	10-11-2	82	93
1986-87	5-4-0	34	34	2-4-2	33	38	3-6-3	43	42	6-4-1	52	39	4-4-2	39	48	3-5-1	28	34	7-13-1	67	79
1987-88	2-4-1	31	42	1-4-3	21	30	3-2-2	22	26	5-11-2	57	71	2-7-2	25	44	2-3-0	14	22	4-17-3	72	114



RECORD BY DAY

YEAR	SUNDAY			MONDAY			TUESDAY			WEDNESDAY			THURSDAY			FRIDAY			SATURDAY		
	W-L-T/O/L	GF	GA	W-L-T/O/L	GF	GA	W-L-T/O/L	GF	GA	W-L-T/O/L	GF	GA	W-L-T/O/L	GF	GA	W-L-T/O/L	GF	GA	W-L-T/O/L	GF	GA
1988-89	3-3-0	17	16	4-3-2	36	27	4-6-0	29	33	0-9-5	37	55	6-5-3	53	57	2-1-1	16	13	8-10-5	70	77
1989-90	3-7-1	38	43	3-2-0	17	13	3-8-0	34	49	4-7-0	33	41	7-7-2	62	56	2-1-0	14	11	14-8-1	86	78
1990-91	3-5-1	29	34	0-6-1	14	28	3-6-2	34	37	5-4-1	38	33	3-7-3	38	43	2-2-2	20	20	11-9-4	83	71
1991-92	1-4-2	21	33	2-3-0	13	21	10-8-1	64	60	2-4-1	19	21	5-7-1	42	54	1-4-0	14	17	11-12-1	73	72
1992-93	1-10-2	35	60	2-0-0	9	6	6-7-1	40	41	2-6-0	25	39	12-6-2	71	58	1-0-1	7	6	12-9-4	85	83
1993-94	7-5-5	48	52	5-2-1	32	33	6-3-2	45	37	8-6-2	47	41	7-2-1	41	24	3-7-0	27	39	6-4-2	46	39
1994-95	5-1-1	19	12	3-4-1	24	22	2-2-1	15	16	3-3-3	34	26	1-5-0	12	19	2-2-2	14	10	1-6-0	18	30
1995-96	3-9-0	37	54	1-7-1	18	34	5-5-0	36	36	5-7-5	41	51	3-3-3	19	20	4-6-2	37	42	5-5-3	39	43
1996-97	8-4-1	48	32	5-2-2	25	17	3-3-1	14	15	11-5-2	58	47	2-2-0	13	15	11-8-1	55	49	8-2-1	39	23
1997-98	3-2-4	19	15	7-3-1	41	30	5-1-0	20	17	13-4-3	51	34	3-4-0	18	14	6-3-2	35	20	12-5-1	58	37
1998-99	7-4-3	31	25	4-1-2	18	14	5-0-3	26	16	10-6-1	54	44	4-0-1	15	7	13-5-1	56	34	8-3-1	36	28
1999-00	6-3-2	29	24	3-5-1	19	25	5-0-1	17	9	15-6-2	61	45	2-1-1	10	8	7-9-2	53	53	5-5-1	22	20
2000-01	5-4-3	30	28	5-2-1	23	15	2-3-0	9	17	13-6-3	69	50	3-2-0	15	13	10-6-2	51	42	10-1-1	44	22
2001-02	6-5-3	34	31	4-5-1	22	25	3-2-0	12	12	7-5-6	46	49	4-2-2	21	18	7-3-2	39	29	5-6-4	41	49
2002-03	10-2-3	41	18	4-1-1	20	12	7-0-2	33	18	9-2-5	52	30	2-2-4	16	19	6-5-4	40	36	8-5-0	43	3
2003-04	7-2-1	35	19	4-2-3	25	20	1-3-1	6	13	9-5-4	46	42	2-3-1	9	14	10-4-1	35	26	8-7-3	38	41
2004-05	—	—	—	—	—	—	—	—	—	—	—	—	—	—	—	—	—	—	—	—	—
2005-06	5-4-0	32	26	7-4-2	37	26	3-1-1	15	16	11-3-1	52	42	8-4-0	36	29	6-5-1	46	44	13-2-1	47	35
2006-07	7-3-0	33	32	4-3-0	15	14	5-5-1	24	24	7-4-1	28	25	6-4-2	33	33	9-2-3	45	34	12-4-0	48	35
2007-08	6-0-1	22	9	7-2-0	24	14	4-2-0	14	15	6-8-1	42	39	5-8-1	38	44	7-4-1	36	30	10-6-3	61	53
2008-09	3-2-0	12	13	3-4-1	20	25	7-4-1	34	27	5-5-0	28	30	6-7-3	42	54	6-2-2	35	28	6-11-4	53	74
TOTALS	183-220-77	1412	1554	116-94-35	768	733	151-136-52	1076	1094	299-273-107	2152	2115	139-175-74	1162	1327	148-120-49	981	925	359-350-108	2576	2636

YOUNGEST & OLDEST PLAYERS



YOUNGEST PLAYERS IN STARS HISTORY

PLAYER	POS	BIRTHDATE	FIRST GAME	AGE
Brian Bellows	RW	Sept. 01, 1964	Oct. 06, 1982	18 yrs., 1 mo., 5 days
Brian Lawton	LW	June 29, 1965	Oct. 05, 1983	18 yrs., 3 mos., 6 days
Dave Archibald	C	Apr. 14, 1969	Oct. 10, 1987	18 yrs., 5 mos., 26 days
Ron Meighan	D	May 26, 1963	Nov. 27, 1981	18 yrs., 6 mos., 1 day
Mike Modano	C	June 07, 1970	Apr. 06, 1989	18 yrs., 9 mos., 29 days
Don Beaupre	G	Sept. 19, 1961	Oct. 11, 1980	19 yrs., 22 days
Warren Babe	LW	Sept. 07, 1968	Oct. 08, 1987	19 yrs., 1 mo., 1 day
Tom McCarthy	LW	July 31, 1960	Oct. 11, 1979	19 yrs., 2 mos., 11 days
Brad Palmer	LW	Sept. 14, 1961	Dec. 23, 1980	19 yrs., 3 mos., 9 days
Mike Craig	RW	June 06, 1971	Oct. 04, 1990	19 yrs., 3 mos., 28 days

OLDEST PLAYERS IN STARS HISTORY

PLAYER	POS	BIRTHDATE	LAST GAME	AGE
Gump Worsley	G	May 14, 1929	Apr. 02, 1973	44 yrs., 10 mos., 19 days
Dean Prentice	LW	Oct. 05, 1932	Jan. 02, 1974	41 yrs., 2 mos., 28 days
Guy Carbonneau	C	Mar. 18, 1960	Apr. 09, 2000	40 yrs., 0 mo., 22 days
Grant Ledyard	D	Nov. 19, 1961	Apr. 07, 2001	39 yrs., 4 mos., 18 days
Doug Mohns	D	Dec. 13, 1933	Apr. 12, 1973	39 yrs., 3 mos., 30 days
Mike Modano	C	June 7, 1970	Apr. 10, 2009	38 yrs., 10 mos., 3 days
Doug Lidster	D	Oct. 18, 1960	Apr. 18, 1999	38 yrs., 6 mo., 0 days
Sergei Zubov	D	July 22, 1970	Nov. 28, 2008	38 yrs., 4 mos., 6 days
Craig Ludwig	D	Mar. 15, 1961	Apr. 18, 1999	38 yrs., 1 mo., 3 days
Bronco Horvath	C	Mar. 12, 1930	Feb. 17, 1968	37 yrs., 11 mos., 5 days
Pat Verbeek	RW	May 24, 1964	Apr. 01, 2002	37 yrs., 10 mos., 8 days
Claude Lemeux	RW	July 16, 1965	Apr. 06, 2003	37 yrs., 8 mos., 21 days
Helmut Balderis	RW	June 30, 1952	Mar. 18, 1990	37 yrs., 8 mos., 18 days
Leo Boivin	D	Aug. 02, 1932	Apr. 16, 1970	37 yrs., 8 mos., 15 days
Shayne Corson	LW	Aug. 13, 1966	Apr. 04, 2004	37 yrs., 7 mos., 22 days

YEARLY ATTENDANCE

Regular Season	Total	Average	Playoff Total	Average
1967-68	438,891	11,861	48,896	9,779
1968-69	490,940	12,919	—	—
1969-70	544,061	14,317	44,329	14,776
1970-71	565,616	14,503	91,385	15,231
1971-72	597,461	15,319	62,497	15,624
1972-73	595,290	15,264	46,760	15,587
1973-74	589,752	15,251	—	—
1974-75	543,460	13,587	—	—
1975-76	386,229	9,655	—	—
1976-77	363,325	9,083	15,503	15,503
1977-78	346,631	8,666	—	—
1978-79	428,899	10,722	—	—
1979-80	523,773	13,094	105,194	15,028
1980-81	567,199	14,180	126,272	15,784
1981-82	608,797	15,220	31,243	15,621
1982-83	579,403	14,485	61,617	15,404
1983-84	574,206	14,355	136,886	15,210
1984-85	539,218	13,480	57,884	14,471
1985-86	528,622	13,215	42,380	14,127
1986-87	540,460	13,512	—	—
1987-88	457,617	11,440	—	—
1988-89	391,787	9,795	19,286	9,643
1989-90	454,147	11,354	43,271	14,427
1990-91	313,522	7,838	164,097	14,918
1991-92	538,860	13,447	41,739	13,913
1992-93	556,397	13,910	—	—
1993-94	660,909	16,119	67,656	16,914
1994-95	401,499	16,729	32,218	16,109
1995-96	638,456	15,572	—	—
1996-97	655,878	15,997	67,190	16,798
1997-98	675,053	16,465	152,352	16,928
1998-99	693,225	16,908	204,012	17,001
1999-00	697,041	17,001	221,013	17,001
2000-01	697,041	17,001	85,005	17,001
2001-02	759,812	18,532	—	—
2002-03	759,812	18,532	111,192	18,532
2003-04	752,556	18,355	37,064	18,532
2004-05	—	—	—	—
2005-06	730,979	17,829	55,596	18,532
2006-07	734,508	17,915	55,664	18,555
2007-08	739,585	18,039	166,892	18,543
2008-09	723,322	17,642	—	—
TOTALS	23,384,239	—	2,395,093	—

- STARS PLAYED A 0-0 GAME:** 12/21/99 @ Calgary. Goaltenders: Ed Belfour and Fred Brathwaite
- STARS PLAYED A 0-0 GAME AND LOST IN THE SHOOTOUT:** 3/26/09 vs. Los Angeles. Goaltenders: Marty Turco and Jonathan Quick
- STARS PLAYED A 0-0 GAME AND WON IN THE SHOOTOUT:** None.
- STARS WON A 1-0 GAME AT HOME:** 2/17/08 Stars 1, Detroit 0. Goaltender: Marty Turco
- STARS LOST A 1-0 GAME AT HOME:** 3/26/09 Stars 0, Los Angeles 1 (SO). Goaltender: Jonathan Quick
- STARS WON A 1-0 GAME ON ROAD:** 2/7/08 Stars 1, Minnesota 0. Goaltender: Mike Smith
- STARS LOST A 1-0 GAME ON ROAD:** 1/10/09 Stars 0, Phoenix 1 (SO). Goaltender: Ilja Bryzgalov
- STARS HAD TWO CONSECUTIVE SHUTOUTS:** 2006 Dec. 4 vs. San Jose, Stars 1, San Jose 0.
Goaltender: Marty Turco; Dec. 6 vs. Phoenix, Stars 3, Phoenix 0. Goaltender: Marty Turco
- STARS WERE SHUT OUT IN CONSECUTIVE GAMES:** 1999 Jan. 8 @ Calgary, Stars 0, Calgary 1.
Goaltender: Fred Brathwaite; January 10 @ Vancouver, Stars 0, Vancouver 2. Goaltender: Corey Hirsch
- STARS HELD OPPOSITION SHOTLESS FOR ONE PERIOD:** 1/10/04 3rd period vs. Colorado
- STARS HELD SHOTLESS FOR ONE PERIOD:** 12/27/03 3rd period @ Columbus
- STARS SCORED AT LEAST 10 GOALS IN A GAME:** 2/6/09 Stars 10, New York 2.
- OPPOSITION SCORED AT LEAST 10 GOALS IN A GAME:** 11/27/93 Stars 4 @ Detroit 10.
- STARS SCORED AT LEAST FIVE GOALS IN ONE PERIOD:** 2/6/09 3rd period vs. NY Rangers. Stars won, 10-2.
- OPPOSITION SCORED AT LEAST FIVE GOALS IN ONE PERIOD:** 1/14/96 3rd period @ NJ. Stars lost, 7-2.
- STARS HAD AT LEAST 50 SHOTS IN A GAME:** 50, 2/8/97 @ Phoenix. Stars won, 5-4.
- OPPOSITION HAD AT LEAST 50 SHOTS IN A GAME:** 54, 11/26/89 vs. Chicago. Stars won, 5-3.
- STARS HAD AT LEAST 25 SHOTS IN ONE PERIOD:** 25, 3/16/97 vs. Pittsburgh. Stars won, 6-2.
- OPPOSITION HAD AT LEAST 25 SHOTS IN ONE PERIOD:** 26, 3/15/87 2nd period @ Chicago. Stars won, 4-2
- FOUR-GOAL GAME BY A STAR AT HOME:** Jussi Jokinen, 11/16/07 vs. Colorado. Stars won, 6-1.
- FOUR-GOAL GAME BY A STAR ON THE ROAD:** Brian Bellows, 12/11/85 @ Detroit. Stars won, 10-2.
- OPPONENT HAD FOUR-GOAL GAME AT HOME:** Keith Tkachuk, 3/26/96 vs. Winnipeg. Stars lost, 8-2.
- OPPONENT HAD FOUR-GOAL GAME ON THE ROAD:** Teemu Selanne, 2/28/93 @ Winnipeg. Stars lost, 7-6.
- FIVE-GOAL GAME BY A STAR AT HOME:** None.
- FIVE-GOAL GAME BY A STAR ON THE ROAD:** Tim Young, 1/15/79 @ NY Rangers. Stars won, 8-1.
- FIVE-GOAL GAME BY AN OPPONENT AT HOME:** None.
- FIVE-GOAL GAME BY AN OPPONENT ON THE ROAD:** Wayne Gretzky, 12/6/87 @ Edmonton. Stars lost, 10-4.
- STARS GOALTENDER ASSISTED ON A GOAL:** Marty Turco, 3/3/09 @ San Jose assisted on goal by Mike Modano @ 4:24 of 2nd period.
- STARS GOALTENDER ASSISTED ON A GOAL IN CONSECUTIVE GAMES:** Marty Turco, 11/5/07 @ ANA assisted on goal by Jussi Jokinen @ 14:40 of 2nd period; 11/7/07 @ SJ assisted on a goal by Steve Ott @ 2:12 of the 2nd period.
- STARS HAD TWO PENALTY SHOTS IN ONE GAME:** None.
- STARS AND OPPONENT HAD A PENALTY SHOT IN ONE GAME:** None.
- STARS HAD TWO HAT TRICKS IN ONE GAME:** Brian Bellows (4 goals) and Scott Bjugstad (3 goals), 12/11/85 @ Detroit. Stars won, 10-2.
- STARS HAD HAT TRICKS IN CONSECUTIVE GAMES:** Dino Ciccarelli vs. Detroit, 3/17/86 and Scott Bjugstad @ Calgary, 3/19/86.

TEAM RECORDS — SEASON

NOTE: Applicable records for the 1994-95 season(48 games) listed separately due to work stoppage.

WINS

MOST WINS, ONE SEASON: 53 2005-06
 MOST WINS, HOME, ONE SEASON: 29 1998-99
 MOST WINS, ROAD, ONE SEASON: 25 2005-06
 MOST SHOOTOUT WINS, ONE SEASON: 12 2005-06
 MOST SHOOTOUT WINS, HOME, ONE SEASON: 5 2005-06
 MOST SHOOTOUT WINS, ROAD, ONE SEASON: 7 2005-06, 2006-07
 FEWEST WINS, ONE SEASON: 18 1968-69, 1977-78; 17 1994-95
 FEWEST WINS, HOME, ONE SEASON: 10 1987-88; 9 1994-95
 FEWEST WINS, ROAD, ONE SEASON: 5 1973-74, 1975-76

LOSSES

FEWEST LOSSES, ONE SEASON: 19 1998-99
 FEWEST LOSSES, HOME, ONE SEASON: 6 1982-83
 FEWEST LOSSES, ROAD, ONE SEASON: 11 1998-99
 FEWEST SHOOTOUT LOSSES, ONE SEASON: 1 2005-06
 FEWEST SHOOTOUT LOSSES, HOME, ONE SEASON: 0 2005-06
 FEWEST SHOOTOUT LOSSES, ROAD, ONE SEASON: 1 2005-06
 MOST LOSSES, ONE SEASON: 53 1975-76, 1977-78
 MOST LOSSES, HOME, ONE SEASON: 24 1977-78
 MOST LOSSES, ROAD, ONE SEASON: 29 1977-78

TIES

MOST TIES, ONE SEASON: 22 1969-70
 MOST TIES, HOME, ONE SEASON: 12 1981-82
 MOST TIES, ROAD, ONE SEASON: 11 1969-70, 1973-74
 FEWEST TIES, ONE SEASON: 4 1989-90
 FEWEST TIES, HOME, ONE SEASON: 2 1989-90
 FEWEST TIES, ROAD, ONE SEASON: 2 1989-90, 1991-92

POINTS

MOST POINTS, ONE SEASON: 114 1998-99
 MOST POINTS, HOME, ONE SEASON: 64 2002-03
 MOST POINTS, ROAD, ONE SEASON: 54 2005-06
 FEWEST POINTS, ONE SEASON: 45 1977-78; 42 1994-95
 FEWEST POINTS, HOME, ONE SEASON: 26 1987-88; 23 1994-95
 FEWEST POINTS, ROAD, ONE SEASON: 14 1975-76

GOALS

MOST GOALS SCORED, ONE SEASON: 346 1981-82
 MOST GOALS SCORED, HOME, ONE SEASON: 202 1981-82
 MOST GOALS SCORED, ROAD, ONE SEASON: 166 1983-84
 FEWEST GOALS SCORED, ONE SEASON: 189 1968-69; 136 1994-95
 FEWEST GOALS SCORED, HOME, ONE SEASON: 98 1968-69; 77 1994-95
 FEWEST GOALS SCORED, ROAD, ONE SEASON: 76 1975-76, 2003-04; 59 1994-95
 FEWEST GOALS AGAINST, ONE SEASON: 167 1997-98; 135 1994-95
 FEWEST GOALS AGAINST, HOME, ONE SEASON: 73 1997-98; 72 1994-95
 FEWEST GOALS AGAINST, ROAD, ONE SEASON: 82 1998-99; 63 1994-95
 MOST GOALS AGAINST, ONE SEASON: 349 1987-88
 MOST GOALS AGAINST, HOME, ONE SEASON: 161 1974-75
 MOST GOALS AGAINST, ROAD, ONE SEASON: 184 1983-84
 MOST 20-GOAL SCORERS, ONE SEASON: 6 1976-77, 2002-03
 MOST 30-GOAL SCORERS, ONE SEASON: 4 1982-83, 1991-92, 1992-93
 MOST 40-GOAL SCORERS, ONE SEASON: 2 1979-80, 1985-86, 1987-88, 1989-90
 MOST HAT TRICKS, ONE SEASON: 11 1985-86

POWER PLAY GOALS

MOST POWER PLAY GOALS, ONE SEASON: 91 1982-83, 1983-84
 MOST POWER PLAY GOALS SCORED, HOME, ONE SEASON: 51 1989-90
 MOST POWER PLAY GOALS SCORED, ROAD, ONE SEASON: 48 1985-86
 MOST POWER PLAY GOALS ALLOWED, ONE SEASON: 108 1987-88
 MOST POWER PLAY GOALS ALLOWED, HOME, ONE SEASON: 44 1987-88, 1995-96
 MOST POWER PLAY GOALS ALLOWED, ROAD, ONE SEASON: 64 1987-88
 FEWEST POWER PLAY GOALS, ONE SEASON: 37 1972-73, 1973-74
 FEWEST POWER PLAY GOALS ALLOWED, ONE SEASON: 29 1967-68

SHORTHANDED GOALS

MOST SHORTHANDED GOALS, ONE SEASON: 18 1983-84
MOST SHORTHANDED GOALS, HOME, ONE SEASON: 8 1981-82, 1983-84, 2007-08
MOST SHORTHANDED GOALS, ROAD, ONE SEASON: 13 1982-83
MOST SHORTHANDED GOALS ALLOWED, ONE SEASON: 22 1991-92
MOST SHORTHANDED GOALS ALLOWED, HOME, ONE SEASON: 12 1991-92, 1995-96
MOST SHORTHANDED GOALS ALLOWED, ROAD, ONE SEASON: 13 1982-83
FEWEST SHORTHANDED GOALS, ONE SEASON: 1 1967-68, 1972-73
FEWEST SHORTHANDED GOALS ALLOWED, ONE SEASON: 4 1970-71, 1998-99, 2008-09

STREAKS

LONGEST WINNING STREAK: 7 1979-80, 1996-97, 1997-98, 2007-08
LONGEST HOME WINNING STREAK: 11 1972-73
LONGEST ROAD WINNING STREAK: 7 1992-93, 1993-94, 1998-99, 2001-02
LONGEST WINNING STREAK AT START OF SEASON: 6 1996-97
LONGEST HOME WINNING STREAK AT START OF SEASON: 6 1979-80
LONGEST ROAD WINNING STREAK AT START OF SEASON: 4 1971-72, 2006-07
LONGEST UNBEATEN STREAK: 15 1998-99
LONGEST STREAK EARNING A POINT: 15 1998-99
LONGEST HOME UNBEATEN STREAK: 17 2003-04
LONGEST HOME STREAK EARNING A POINT: 17 2003-04
LONGEST ROAD UNBEATEN STREAK: 10 1998-99, 2002-03
LONGEST ROAD STREAK EARNING A POINT: 11 2002-03
MOST CONSECUTIVE TIE GAMES: 4 1973-74
LONGEST LOSING STREAK: 10 1975-76
LONGEST HOME LOSING STREAK: 6 1969-70; 2008-09
LONGEST ROAD LOSING STREAK: 8 1975-76, 1987-88
LONGEST LOSING STREAK AT START OF SEASON: 6 1977-78
LONGEST HOME LOSING STREAK AT START OF SEASON: 3 1973-74, 1977-78
LONGEST ROAD LOSING STREAK AT START OF SEASON: 8 1975-76
LONGEST WINLESS STREAK, ONE SEASON: 20 1969-70
LONGEST HOME WINLESS STREAK, ONE SEASON: 12 1969-70
LONGEST ROAD WINLESS STREAK, ONE SEASON: 23 1974-75
LONGEST WINLESS STREAK AT START OF SEASON: 11 1973-74
LONGEST HOME WINLESS STREAK AT START OF SEASON: 5 1973-74
LONGEST ROAD WINLESS STREAK AT START OF SEASON: 9 1973-74

SHUTOUTS

MOST SHUTOUTS, ONE SEASON: 11 2000-01, 2002-03
MOST SHUTOUTS, HOME, ONE SEASON: 7 1997-98, 2003-04
MOST SHUTOUTS, ROAD, ONE SEASON: 6 2000-01
MOST TIMES SHUT OUT, ONE SEASON: 11 1974-75, 2003-04
MOST TIMES SHUT OUT, HOME, ONE SEASON: 5 1968-69
MOST TIMES SHUT OUT, ROAD, ONE SEASON: 9 1974-75, 1975-76, 2003-04
MOST CONSECUTIVE SHUTOUTS: 3 1967-68. Defeated L.A. 4-0 on 12/13; Defeated L.A. 3-0 on 12/15; Defeated Oakland 1-0 on 12/16.
MOST CONSECUTIVE TIMES SHUT OUT: 3 1967-68, 1975-76, 1987-88
LONGEST SHUTOUT SEQUENCE: 188:38 1967-68. (Includes 3 straight shutouts by Cesare Maniago)
LONGEST SHUTOUT SEQUENCE AGAINST: 262:03 1987-88
LONGEST NON-SHUTOUT STREAK: 88 games, last 51 games of 1992-93 and first 37 games of 1993-94 season.

PENALTY MINUTES

MOST PENALTY MINUTES, ONE SEASON: 2313 1987-88
FEWEST PENALTY MINUTES, ONE SEASON: 738 1967-68

* NHL Record

Tied NHL Record

TEAM RECORDS — GAME

GOALS, ASSISTS, POINTS

MOST GOALS, ONE GAME: 15, 15-2 win vs. Winnipeg, 11/11/81

MOST GOALS, HOME, ONE GAME: 15, 15-2 win vs. Winnipeg, 11/11/81

MOST GOALS, ROAD, ONE GAME: 10, 10-8 win @ St. Louis, 1/27/84; 10-2 win @ Detroit, 12/11/85

MOST GOALS, ONE GAME, BOTH TEAMS: 20, 12-8 loss @ Edmonton, 1/4/84

MOST GOALS, ONE GAME, BOTH TEAMS, HOME: 17, 15-2 win vs. Winnipeg, 11/11/81

MOST GOALS, ONE GAME, BOTH TEAMS, ROAD: 20, 12-8 loss @ Edmonton, 1/4/84

MOST GOALS ALLOWED, ONE GAME: 12, 12-8 loss @ Edmonton, 1/4/84

MOST GOALS ALLOWED, HOME, ONE GAME: 11, 11-4 loss vs. NY Rangers, 12/4/76

MOST GOALS ALLOWED, ROAD, ONE GAME: 12, 12-8 loss @ Edmonton, 1/4/84

MOST GOALS FOR IN DEFEAT: 9, 10-9 loss @ Vancouver, 10/7/83

MOST ASSISTS, ONE GAME: 24, in 15-2 win vs. Winnipeg, 11/11/81

MOST POINTS, ONE GAME: 39, in 15-2 win vs. Winnipeg, 11/11/81

MOST POINTS, ONE GAME, BOTH TEAMS: 53, in 12-8 loss @ Edmonton, 1/4/84; in 10-8 win @ St. Louis, 1/27/84

MOST PLAYERS SCORING POINTS, ONE GAME: 17, vs. Winnipeg, 11/11/81

DECISIVE GAMES

GREATEST WINNING MARGIN: 13, in 15-2 win vs. Winnipeg, 11/11/81

GREATEST WINNING MARGIN, HOME: 13, in 15-2 win vs. Winnipeg, 11/11/81

GREATEST WINNING MARGIN, ROAD: 8, in 10-2 win @ Detroit, 12/11/85

HIGHEST TIE SCORE: 8-8, @ NY Islanders, 11/23/82; vs. Winnipeg, 2/6/88

GREATEST LOSING MARGIN: 9, in 10-1 loss @ Boston, 11/3/74; 11-2 loss vs. Quebec, 10/22/83; 9-0 loss @ Detroit, 1/9/90

GREATEST LOSING MARGIN, HOME: 9, in 11-2 loss vs. Quebec, 10/22/83

GREATEST LOSING MARGIN, ROAD: 9, in 10-1 loss @ Boston, 11/3/74; 9-0 loss @ Detroit, 1/9/90

POWER PLAY GOALS

MOST POWER PLAY GOALS, ONE GAME: 5, vs. Winnipeg, 11/11/81; @ L.A., 11/16/82

MOST POWER PLAY GOALS, BOTH TEAMS, ONE GAME: 10, in 10-9 loss vs. Vancouver, 10/7/83; in 7-6 loss vs. Philadelphia, 10/13/88

MOST POWER PLAY GOALS ALLOWED, ONE GAME: 7, in 8-0 loss vs. Boston, 1/4/75

SHOTS ON GOAL

MOST SHOTS, ONE GAME: 68, vs. L.A., 3/24/81

FEWEST SHOTS, ONE GAME: 10, vs. Philadelphia, 3/22/75; vs. Vancouver, 4/4/75

MOST SHOTS ALLOWED, ONE GAME: 67, vs. Boston, 2/7/71

FEWEST SHOTS ALLOWED, ONE GAME: 9, @ San Jose, 11/4/98

PENALTIES/PENALTY MINUTES

MOST PENALTY MINUTES, ONE GAME BY STARS: *211 vs. Boston, 2/26/81

MOST PENALTY MINUTES, ONE GAME BY BOTH TEAMS: *406 vs. Boston, 2/26/81

MOST PENALTIES, ONE GAME: 42 vs. Boston, 2/26/81

MOST PENALTIES, BOTH TEAMS, ONE GAME: 84 vs. Boston, 2/26/81

FASTEST GOALS

FASTEST GOAL AFTER OPENING FACEOFF: 0:07, Joe Nieuwendyk @ Detroit, 11/13/98

FASTEST GOAL ALLOWED AFTER OPENING FACEOFF: 0:11, Richard Martin, Buf., 10/14/79

FASTEST TWO GOALS BY STARS: 0:07, Bill Goldsworthy vs. L.A., 11/27/71

FASTEST TWO GOALS VS. STARS: 0:07, Don McKenny & Frank St. Marseille, St. Louis, 1/24/68

FASTEST TWO GOALS BY BOTH TEAMS: 0:03, Steve Thomas, Chicago & Dave Gagner, Stars, 11/5/88

FASTEST THREE GOALS BY STARS: 0:44, Kevin Hatcher, Mike Modano & Guy Carbonneau vs. Boston, 10/14/95

FASTEST THREE GOALS VS. STARS: 0:43, Stan Weir, Dave Hrechkosy & Dave Gardner, California, 2/16/75

FASTEST THREE GOALS BY BOTH TEAMS: *0:15, Mark Pavelich & Ron Greschner, NY Rangers and Willi Plett, Stars, 2/10/83

FASTEST FOUR GOALS BY STARS: 3:08, Brent Gilchrist, Grant Ledyard, Neal Broten & Mike Craig @ Ottawa, 10/21/93

TEAM RECORDS — PERIOD

- MOST GOALS, ONE PERIOD:** 8, 2nd period, in 15-2 win vs. Winnipeg, 11/11/81
- MOST GOALS, ONE PERIOD, HOME:** 8, 2nd period, in 15-2 win vs. Winnipeg, 11/11/81
- MOST GOALS, ONE PERIOD, ROAD:** 6, 1st period, in 7-2 win @ Los Angeles, 3/16/71
- MOST GOALS, ONE PERIOD, BOTH TEAMS:** 9, 2nd period, in 15-2 win vs. Winnipeg, 11/11/81; 2nd period, in 12-8 loss @ Edmonton, 1/4/84
- MOST GOALS, ONE PERIOD, BOTH TEAMS, HOME:** 9, 2nd period, in 15-2 win vs. Winnipeg, 11/11/81
- MOST GOALS, ONE PERIOD, BOTH TEAMS, ROAD:** 9, 2nd period, in 12-8 loss @ Edmonton, 1/4/84
- MOST GOALS ALLOWED, ONE PERIOD:** 6, 2nd period in 8-0 loss vs. Boston, 1/4/75; 3rd period vs. Montreal, 11/19/75
- MOST GOALS ALLOWED, ONE PERIOD, HOME:** 6, 2nd period in 8-0 loss vs. Boston, 1/4/75; 3rd period vs. Montreal, 11/19/75
- MOST GOALS ALLOWED, ONE PERIOD, ROAD:** 5, many times, last in 3rd period in 7-2 loss @ New Jersey, 1/14/96
- MOST ASSISTS, ONE PERIOD:** 14, 2nd period, in 15-2 win vs. Winnipeg, 11/11/81
- MOST POINTS, ONE PERIOD:** 22, 2nd period, in 15-2 win vs. Winnipeg, 11/11/81
- MOST POINTS, BOTH TEAMS, ONE PERIOD:** 25, 2nd period, in 15-2 win vs. Winnipeg, 11/11/81
- MOST POWER PLAY GOALS, ONE PERIOD:** 4, 2nd period, @ L.A., 11/16/82 (Bobby Smith, Gordie Roberts, Brian Bellows & Neal Broten)
- MOST POWER PLAY GOALS ALLOWED, ONE PERIOD:** 5, 2nd period vs. Boston, 1/4/75
- MOST SHOTS, ONE PERIOD:** 32, 1st period vs. Philadelphia, 12/13/72
- MOST SHOTS ALLOWED, ONE PERIOD:** 26, 3rd period @ Toronto, 1/7/70; 2nd period @ Chicago, 3/15/87
- FEWEST SHOTS, ONE PERIOD:** 0, 3rd period vs. Washington, 12/26/75; 3rd period @ Calgary, 4/1/98; 3rd period @ Columbus, 12/27/03
- FEWEST SHOTS ALLOWED, ONE PERIOD:** 0, 2nd period vs. Edmonton, 2/20/91; 1st period vs. Anaheim, 12/27/00; 3rd period vs. Florida, 10/30/02; 3rd period vs. Colorado, 1/10/04
- MOST PENALTY MINUTES, ONE PERIOD:** 180, 1st period vs. Boston, 2/26/81
- MOST PENALTY MINUTES, ONE PERIOD BY BOTH TEAMS:** 342, 1st period vs. Boston, 2/26/81
- MOST PENALTIES, ONE PERIOD:** *34, 1st period vs. Boston, 2/26/81
- MOST PENALTIES, ONE PERIOD, BOTH TEAMS:** *67, 1st pd. vs. Boston, 2/26/81

On October 14, 1995, the Stars set a franchise record for the fastest three goals in a game, scoring three times in 44 seconds of the final minute of the third period to cap an exciting 6-5 comeback victory over Boston at Reunion Arena. Trailing 5-3, Kevin Hatcher banged home a rebound at 19:11 of the third period to pull the Stars within one goal. At the 19:44 mark, Mike Modano fired a wrist shot past Bruins' goalie Craig Billington to even the score at 5-5. On the ensuing faceoff, Mike Kennedy hustled to the corner to Billington's left, dug the puck loose and sent a centering pass to Guy Carbonneau, who fired the puck past Billington at 19:55 for the win. According to the Elias Sports Bureau, it is the only game in NHL history that a team trailed by two goals in the final minute of the game and came back to score three goals and win the game in regulation.

INDIVIDUAL PLAYER RECORDS — SEASON

GOALS

MOST GOALS: 55, Dino Ciccarelli, 1981-82; Brian Bellows, 1989-90
MOST GOALS BY A LEFT WING: 55, Brian Bellows, 1989-90
MOST GOALS BY A CENTER: 50, Mike Modano, 1993-94
MOST GOALS BY A RIGHT WING: 55, Dino Ciccarelli, 1981-82
MOST GOALS BY A DEFENSEMAN: 19, Brad Maxwell, 1983-84; Philippe Boucher, 2006-07
MOST GOALS BY A ROOKIE: 38, Neal Broten, 1981-82
MOST GOALS BY A ROOKIE DEFENSEMAN: 18, Brad Maxwell, 1977-78

ASSISTS

MOST ASSISTS: 76, Neal Broten, 1985-86
MOST ASSISTS BY A LEFT WING: 48, J.P. Parise, 1969-70 & 1972-73; Tom McCarthy, 1982-83
MOST ASSISTS BY A CENTER: 76, Neal Broten, 1985-86
MOST ASSISTS BY A RIGHT WING: 57, Russ Courtnall, 1993-94
MOST ASSISTS BY A DEFENSEMAN: 60, Craig Hartsburg, 1981-82
MOST ASSISTS BY A ROOKIE: 60, Neal Broten, 1981-82

POINTS

MOST POINTS: 114, Bobby Smith, 1981-82
MOST POINTS BY A LEFT WING: 99, Brian Bellows, 1989-90
MOST POINTS BY A CENTER: 114, Bobby Smith, 1981-82
MOST POINTS BY A RIGHT WING: 107, Dino Ciccarelli, 1981-82
MOST POINTS BY A DEFENSEMAN: 77, Craig Hartsburg, 1981-82
MOST POINTS BY A ROOKIE: 98, Neal Broten, 1981-82

MISCELLANEOUS

MOST PENALTY MINUTES: 382, Basil McCrae, 1987-88
MOST PENALTY MINUTES BY A DEFENSEMAN: 240, Mark Tinordi, 1989-90
MOST POWER PLAY GOALS: 22, Dino Ciccarelli, 1986-87
MOST POWER PLAY GOALS BY A DEFENSEMAN: 12, B. Maxwell, 1977-78; P. Boucher, 2006-07
MOST SHORTHANDED GOALS: 6, Bill Collins, 1969-70
MOST SHOTS: 321, Bill Goldsworthy, 1973-74
MOST SHOTS BY A DEFENSEMAN: 237, Kevin Hatcher, 1995-96
HIGHEST SHOOTING PERCENTAGE: 24.7%, Al MacAdam, 1979-80 (42 goals on 170 shots)
MOST GAME-WINNING GOALS: 11, Joe Nieuwendyk, 1997-98; Brett Hull, 1998-99
MOST CONSECUTIVE GAMES SCORING A GOAL: 10, Brian Bellows, 1989-90
MOST CONSECUTIVE GAMES SCORING A POINT: 20, Brian Bellows, 1985-86
MOST HAT TRICKS: 3, Bill Goldsworthy, 1973-74; Dino Ciccarelli, 1981-82 & 1985-86; Scott Bjugstad, 1985-86; Mike Modano, 1998-99; Bill Guerin, 2003-04
MOST SUCCESSIVE HAT TRICKS: 2, Bill Goldsworthy, March 16 & 21, 1971
MOST GOALS BY A LINE: 116, Scott Bjugstad, Neal Broten, Dino Ciccarelli, 1985-86
MOST ASSISTS BY A LINE: 154, Scott Bjugstad, Neal Broten, Dino Ciccarelli, 1985-86
MOST POINTS BY A LINE: 270, Scott Bjugstad, Neal Broten, Dino Ciccarelli, 1985-86

GOALTENDING

MOST GAMES BY A GOALTENDER: 74, Marty Turco, 2008-09
MOST MINUTES PLAYED BY A GOALTENDER: 4359, Marty Turco, 2003-04
MOST WINS BY A GOALTENDER: 41, Marty Turco, 2005-06
MOST WINS BY A GOALTENDER, INCLUDING PLAYOFFS: 51, Ed Belfour, 1998-99
MOST LOSSES BY A GOALTENDER: 33, Cesare Maniago, 1968-69
MOST TIES BY A GOALTENDER: 16, Cesare Maniago, 1969-70
LOWEST GOALS-AGAINST AVERAGE BY A GOALTENDER: 1.72, Marty Turco, 2002-03
HIGHEST SAVE PERCENTAGE BY A GOALTENDER: .932, Marty Turco, 2002-03
MOST SHUTOUTS BY A GOALTENDER: 9, Ed Belfour, 1997-98; Marty Turco, 2003-04
LONGEST WIN STREAK BY A GOALTENDER: 14, Don Beaupre, 1985-86
LONGEST UNBEATEN STREAK BY A GOALTENDER: 16, Marty Turco, 2002-03
MOST ASSISTS BY A GOALTENDER: 5, Ed Belfour 2001-02, Marty Turco 2008-09
MOST PENALTY MINUTES BY A GOALTENDER: 34, Don Beaupre, 1985-86; Darcy Wakaluk, 1993-94

INDIVIDUAL PLAYER RECORDS — GAME

MOST GOALS: 5, Tim Young, 1/15/79 @ NY Rangers

MOST GOALS BY A DEFENSEMAN: 3, Craig Hartsburg, 11/1/86 vs. Chicago; Kevin Hatcher, 1/24/96 @ Edmonton; Philippe Boucher, 11/24/06 vs. Los Angeles

NOTE: Darryl Sydor scored three goals on Jan. 3, 1998 @ Carolina, but two goals were scored as he was playing forward.

MOST GOALS BY A ROOKIE: 4, Dino Ciccarelli, 3/22/81 vs. Detroit

MOST ASSISTS: 5, Murray Oliver, 10/24/71 @ L.A.; Larry Murphy, 10/17/89 @ NY Islanders; Brad Richards, 2/28/08 vs. CHI

MOST ASSISTS BY A DEFENSEMAN: 5, Larry Murphy, 10/17/89 @ NY Islanders

MOST ASSISTS BY A ROOKIE: 4, Roland Eriksson, 10/6/76 @ NY Rangers (Also most assists and points by a Star in his first NHL game); Jere Lehtinen, 2/16/96 vs. Edmonton

MOST POINTS: 7, Bobby Smith (4-3-7), 11/11/81 vs. Winnipeg

MOST POINTS BY A DEFENSEMAN: 5, Craig Hartsburg (2-3-5), 1/27/82 vs. Detroit; Larry Murphy (0-5-5), 10/17/89 @ NY Islanders; Paul Cavallini (1-4-5), 4/12/94 vs. St. Louis

MOST POWER PLAY GOALS: 3, seven times, last by Philippe Boucher, 11/24/06 vs. Los Angeles

MOST SHOTS: 14, Dino Ciccarelli, 3/28/88 vs. Chicago

MOST PENALTY MINUTES: 39, Steve Payne, 2/26/81 @ Boston

MOST SAVES BY A GOALTENDER: 63, Gump Worsley, 2/7/71 @ Boston in 4-4 tie

INDIVIDUAL PLAYER RECORDS — PERIOD

MOST GOALS: 3, Bill Goldsworthy, 1st period, 12/11/73 vs. L.A.; Roland Eriksson, 2nd period, 11/27/76 vs. Washington; Harvey Bennett, 3rd period, 3/28/78 vs. Vancouver; Neal Broten, 2nd period, 11/17/85 @ Chicago; Dino Ciccarelli, 2nd period, 3/3/86 @ Detroit; Jussi Jokinen, 2nd period, 11/16/07 vs. Colorado

MOST ASSISTS: 3, accomplished many times, last by Mike Ribeiro, 1st period, 10/23/08 @ NY Islanders

MOST POINTS: 4, Barry Gibbs, 1st period, 12/21/74 vs. Pittsburgh (1-3-4); Neal Broten, 2nd period, 1/25/82 @ Toronto (1-3-4); Dino Ciccarelli, 2nd period, 1/25/82 @ Toronto (2-2-4); Dino Ciccarelli, 2nd period, 12/4/86 @ New Jersey (1-3-4).

MOST PENALTY MINUTES: 39, Steve Payne, 1st period, 2/26/81 @ Boston

MOST POWER PLAY GOALS: 3, Roland Eriksson, 2nd period, 11/27/76 vs. Washington

MOST SHOTS: 9, Brian Bellows, 2nd period, 10/22/85 vs. St. Louis

INDIVIDUAL PLAYER RECORDS — CAREER

MOST SEASONS: 19, Mike Modano 1989-2009

MOST GAMES: 1400, Mike Modano

MOST GOALS: 543, Mike Modano

MOST ASSISTS: 786, Mike Modano

MOST POINTS: 1329, Mike Modano

MOST POWER PLAY GOALS: 153, Mike Modano

MOST SHORTHANDED GOALS: 29, Mike Modano

MOST GAME-WINNING GOALS: 90, Mike Modano

MOST PENALTY MINUTES: 1883, Shane Churla

MOST CONSECUTIVE GAMES PLAYED: 442, Danny Grant

MOST HAT TRICKS: 16, Dino Ciccarelli

MOST 20-GOAL SEASONS: 16, Mike Modano

MOST 30-GOAL SEASONS: 9, Mike Modano

MOST 40-GOAL SEASONS: 4, Dino Ciccarelli

MOST 50-GOAL SEASONS: 2, Dino Ciccarelli

MOST SEASONS BY A GOALTENDER: 9, Cesare Maniago, 1967-68 to 1975-76

MOST GAMES BY A GOALTENDER: 456, Marty Turco

MOST WINS BY A GOALTENDER: 240, Marty Turco

MOST LOSSES BY A GOALTENDER: 192, Cesare Maniago

MOST TIES BY A GOALTENDER: 71, Cesare Maniago

BEST GOALS-AGAINST AVERAGE (MIN. 2 SEASONS): 2.14, Roman Turek

MOST SHUTOUTS BY A GOALTENDER: 36, Marty Turco

MOST ASSISTS BY A GOALTENDER: 18, Marty Turco

MOST 20-WIN SEASONS BY A GOALTENDER: 6, Marty Turco

2007-08



45-30-7 87 PTS.

PLAYER	GP	A/TOI	G	A	PTS	+/-	PIM	PP	SH	GW	S	PCTG
Ribeiro	76	18:25	27	56	83	21	46	7	0	5	107	25.2
Morrow	82	19:59	32	42	74	23	105	12	2	7	207	15.5
Richards	74	23:27	20	42	62	-27	15	9	2	4	249	8.0
Modano	82	19:14	21	36	57	-11	48	5	1	4	200	10.5
Hagman	82	15:35	27	14	41	4	51	4	4	8	178	15.2
Lehtinen	48	18:55	15	22	37	9	14	9	0	1	118	12.7
Zubov	46	25:41	4	31	35	6	12	2	0	0	84	4.8
Miettinen	69	13:59	15	19	34	4	34	5	0	3	136	11.0
Eriksson	69	14:01	14	17	31	5	28	4	0	0	120	11.7
Robidas	82	20:38	9	17	26	0	85	7	0	2	153	5.9
Niskanen	78	20:29	7	19	26	22	36	2	0	0	99	7.1
Daley	82	19:48	5	19	24	-1	85	7	0	2	153	5.9
Barnes	79	13:37	12	11	23	-3	26	0	2	4	71	16.9
Ott	73	14:27	11	11	22	2	147	0	1	2	89	12.4
Lundqvist	55	10:52	3	11	13	-3	22	0	0	0	48	6.3
Boucher	38	21:30	2	12	14	3	26	0	1	0	72	2.8
Norstrom	66	19:30	2	11	13	3	40	1	0	1	54	3.7
Grossman	62	15:33	0	7	7	10	22	0	0	0	34	0.0
Conner	22	11:59	3	2	5	0	6	0	0	0	27	11.1
Winchester	41	7:34	1	2	3	-9	46	0	0	0	36	2.8
Barch	48	6:30	1	2	3	-3	105	0	0	0	23	4.3
Petersen	8	7:50	0	3	3	0	4	0	0	0	6	0.0
Turco	62	58:31	0	3	3	0	16	0	0	0	0	0.0
Crombeen	8	6:42	0	2	2	1	39	0	0	0	9	0.0
Fistric	37	12:44	0	2	2	3	24	0	0	0	17	0.0
Holmqvist	47	54:14	0	1	1	0	0	0	0	0	0	0.0
Stephan	1	60:38	0	0	0	0	0	0	0	0	0	0.0
Jancevski	4	5:50	0	0	0	-1	2	0	0	0	3	0.0

GM#	DATE	OPP'T	RSLT	SCORE	RECORD	GM#	DATE	OPP'T	RSLT	SCORE	RECORD	
1	10-3	@ COL	L	3-4	0-1-0	42	1-3	@ MIN	L	3-6	23-15-4	
2	10-5	BOS	W	4-1	1-1-0	43	1-5	DET	L	0-3	23-16-4	
3	10-6	@ NSH	L	1-5	1-2-0	44	1-7	MIN	W	3-1	24-16-4	
4	10-10	LA	*W	5-1	2-2-0	45	1-9	@ CHI	W	3-1	25-16-4	
5	10-12	CGY	O*	2-3	2-2-1	46	1-10	@ STL	L	2-4	25-17-4	
6	10-13	@ CHI	O*	1-2	2-2-2	47	1-12	@ LA	O**	3-4	25-17-5	
7	10-17	@ CBJ	W**	3-2	3-2-2	48	1-15	@ ANA	L	2-4	25-18-5	
8	10-20	ANA	W	3-1	4-2-2	49	1-17	@ SJ	W	4-2	26-18-5	
9	10-25	@ LA	L	1-2	4-3-2	50	1-19	CBJ	W	3-1	27-18-5	
10	10-27	@ PHX	W	5-3	5-3-2	51	1-20	ANA	W	5-2	28-18-5	
11	10-29	SJ	L	2-4	5-4-2	52	1-22	CBJ	W	2-4	28-19-5	
12	10-31	CHI	L	4-5	5-5-2	53	1-24	BUF	L	1-2	28-20-5	
13	11-2	PHX	L	0-5	5-6-2	54	1-29	@ VAN	W	4-3	29-20-5	
14	11-5	@ ANA	W	5-0	6-6-2	55	2-1	@ EDM	W	4-1	30-20-5	
15	11-7	@ SJ	W	3-1	7-6-2	56	2-2	@ CGY	W	2-1	31-20-5	
16	11-8	@ PHX	L	2-5	7-7-2	57	2-5	VAN	W**	3-2	32-20-5	
17	11-10	@ LA	O*	5-6	7-7-3	58	2-7	@ MIN	W	1-0	33-20-5	
18	11-14	SJ	O**	3-4	7-7-4	59	2-9	STL	W	6-2	34-20-5	
19	11-16	COL	W	6-1	8-7-4	60	2-11	PHX	W	2-1	35-20-5	
20	11-19	LA	W	3-0	9-7-4	61	2-14	@ PHX	L	2-5	35-21-5	
21	11-21	ANA	W	2-1	10-7-4	62	2-15	@ ANA	W	4-2	36-21-5	
22	11-23	TOR	W	3-1	11-7-4	63	2-17	DET	W	1-0	37-21-5	
23	11-25	@ NYR	W	3-2	12-7-4	64	2-20	CGY	L	2-3	37-22-5	
24	11-26	@ NYI	W	3-2	13-7-4	65	2-22	EDM	W	5-2	38-22-5	
25	11-28	@ NJ	L	2-4	13-8-4	66	2-23	@ NSH	W	6-3	39-22-5	
26	11-30	@ PIT	L	1-4	13-9-4	67	2-26	@ STL	W	3-1	40-22-5	
27	12-1	PHI	W	4-1	14-9-4	68	2-28	CHI	W	7-4	41-22-5	
28	12-3	@ CBJ	W**	2-1	15-9-4	69	3-1	NSH	L	1-3	41-23-5	
29	12-5	SJ	L	2-3	15-10-4	70	3-5	PHX	L	1-2	41-24-5	
30	12-7	OTT	L	2-4	15-11-4	71	3-8	@ COL	L	1-3	41-25-5	
31	12-10	EDM	W*	5-4	16-11-4	72	3-9	COL	W	3-0	42-25-5	
32	12-13	LA	W	4-1	17-11-4	73	3-13	@ DET	L	3-5	42-26-5	
33	12-15	@ SJ	W	4-2	18-11-4	74	3-15	VAN	L	3-4	42-27-5	
34	12-18	@ EDM	W**	2-1	19-11-4	75	3-19	ANA	L	1-2	42-28-5	
35	12-20	@ VAN	L	2-3	19-12-4	76	3-22	LA	L	2-4	42-29-5	
36	12-21	@ CGY	W*	3-2	20-12-4	77	3-27	@ SJ	O*	2-3	42-30-5	
37	12-23	MTL	W	4-1	21-12-4	78	3-29	@ LA	W	7-2	43-29-5	
38	12-26	MIN	W	8-3	22-12-4	79	3-30	@ ANA	O**	2-3	43-29-7	
39	12-29	STL	W**	5-4	23-12-4	80	4-3	@ PHX	W	4-2	44-29-7	
40	12-31	NSH	L	0-1	23-13-4	81	4-4	PHX	L	2-4	44-30-7	
41	1-2	@ DET	L	1-4	23-14-4	82	4-6	SJ	W	4-2	45-30-7	
		OVERTIME										
		**SHOOTOUT										

PLAYER	GP	A/TOI	G	A	PTS	+/-	PIM	PP	SH	GW	S	PCTG
Ribeiro	81	14:56	18	41	59	3	22	6	0	3	111	16.2
Nagy	80	17:19	12	43	55	-5	54	4	0	1	146	8.2
Zubov	78	25:56	12	42	54	0	26	9	0	3	156	7.7
Boucher	76	22:53	19	32	51	2	104	12	0	4	222	8.6
Jokinen	82	13:53	14	34	48	8	18	6	0	1	121	11.6
Lehtinen	73	19:25	26	17	43	5	16	11	1	5	194	13.4
Modano	59	18:24	22	21	43	9	34	9	0	7	141	15.6
Morrow	40	18:16	16	15	31	-2	33	8	0	3	101	15.8
Hagman	82	14:25	17	12	29	3	34	2	1	2	152	11.2
Lindros	49	14:39	5	21	26	-1	70	1	0	0	95	5.3
Barnes	82	16:05	13	12	25	-2	40	1	0	2	118	11.0
Miettinen	74	14:19	11	14	25	-5	38	6	0	1	141	7.8
Halpern	76	16:47	8	17	25	-7	78	1	0	4	106	7.5
Sydr	74	20:08	5	16	21	-4	36	2	0	1	75	6.7
Eriksson	59	13:10	6	13	19	-3	18	2	0	0	78	7.7
Robidas	75	18:04	0	17	17	-1	86	0	0	0	106	0.0
Daley	74	19:22	4	8	12	2	63	0	0	1	68	5.9
Stefan	41	12:12	5	6	11	5	10	0	1	1	41	12.2
Norstrom	76	20:33	2	9	11	-18	48	0	0	0	60	3.3
Barnaby	39	8:07	1	6	7	5	127	0	0	0	22	4.5
Lundqvist	36	11:20	3	3	6	-5	14	0	0	0	36	8.3
Barch	26	5:38	3	2	5	2	107	0	0	2	12	25.0
Ott	19	9:11	0	4	4	-4	35	0	0	0	17	0.0
Turco	67	56:10	0	4	4	0	18	0	0	0	1	0.0
Conner	11	11:14	1	2	3	-3	4	0	0	0	18	5.6
Klemm	38	13:03	1	2	3	0	24	0	0	0	25	4.0
Baumgartner	13	13:30	0	3	3	0	21	0	0	0	8	0.0
Lessard	1	11:56	1	0	1	1	0	1	0	0	3	33.3
Polak	2	7:42	0	0	0	-1	0	0	0	0	2	0.0
Grossman	8	12:48	0	0	0	-1	4	0	0	0	8	0.0
Smith	23	52:45	0	0	0	0	2	0	0	0	0	0.0

GM#	DATE	OPP'T	RSLT	SCORE	RECORD	GM#	DATE	OPP'T	RSLT	SCORE	RECORD
1	10-4	@ COL	W*	3-2	1-0-0	42	1-4	@ EDM	W**	6-5	26-15-1
2	10-7	NJ	W	3-1	2-0-0	43	1-6	CGY	L	2-4	26-16-1
3	10-12	@ LA	W	4-1	3-0-0	44	1-9	PHX	L	2-5	26-17-1
4	10-14	@ LA	W	4-1	4-0-0	45	1-11	ANA	L	1-5	26-18-1
5	10-15	@ ANA	W**	4-3	5-0-0	46	1-15	LA	W	3-1	27-18-1
6	10-17	@ SJ	L	0-2	5-1-0	47	1-17	CGY	W	4-2	28-18-1
7	10-20	CHI	W	5-4	6-1-0	48	1-20	@ MIN	W**	2-1	29-18-1
8	10-21	@ PHX	W	4-0	7-1-0	49	1-26	PHX	O**	3-4	29-18-2
9	10-23	VAN	W	2-1	8-1-0	50	1-28	@ ANA	L	1-4	29-19-2
10	10-27	DET	L	3-4	8-2-0	51	1-30	@ SJ	W**	3-2	30-19-2
11	10-28	LA	W	3-2	9-2-0	52	2-1	SJ	W	4-2	31-19-2
12	11-1	STL	W	4-1	10-2-0	53	2-3	@ STL	L	0-2	31-20-2
13	11-3	@ EDM	W	3-2	11-2-0	54	2-6	MIN	W	4-2	32-20-2
14	11-6	@ VAN	L	1-2	11-3-0	55	2-10	ANA	W	1-0	33-20-2
15	11-7	@ CGY	L	1-3	11-4-0	56	2-11	COL	W	7-5	34-20-2
16	11-9	@ PHX	W	1-0	12-4-0	57	2-14	DET	L	1-3	34-21-2
17	11-15	NYI	L	0-3	12-5-0	58	2-18	SJ	W	5-2	35-21-2
18	11-17	@ ATL	W	5-3	13-5-0	59	2-20	@ MIN	O**	1-2	35-21-3
19	11-18	@ CAR	W	4-5	13-6-0	60	2-23	ANA	W	4-1	36-21-3
20	11-20	COL	L	5-4	14-6-0	61	2-25	VAN	W*	2-1	37-21-3
21	11-22	NSH	W	1-0	15-6-0	62	2-27	@ TB	W*	2-1	38-21-3
22	11-24	LA	W	5-3	16-6-0	63	3-1	@ FLA	O**	1-2	38-21-4
23	11-27	@ DET	L	1-2	16-7-0	64	3-2	CBJ	O**	2-3	38-21-5
24	11-29	@ CHI	L	1-2	16-8-0	65	3-4	SJ	L	0-4	38-22-5
25	11-30	@ WSH	L	3-4	16-9-0	66	3-8	@ STL	L	3-5	38-23-5
26	12-2	MIN	W**	4-3	17-9-0	67	3-9	@ CBJ	W	3-0	39-23-5
27	12-4	SJ	W	1-0	18-9-0	68	3-11	@ LA	W*	4-3	40-23-5
28	12-6	PHX	W	3-0	19-9-0	69	3-13	PHI	W	3-2	41-23-5
29	12-8	EDM	L	0-2	19-10-0	70	3-15	CGY	W	4-2	42-23-5
30	12-9	@ PHX	W*	4-3	20-10-0	71	3-17	@ NSH	L	2-3	42-24-5
31	12-12	CBJ	L	1-3	20-11-0	72	3-18	PHX	W	5-4	43-24-5
32	12-14	NYR	L	2-5	20-12-0	73	3-21	@ LA	W	4-2	44-24-5
33	12-16	@ LA	W**	4-3	21-12-0	74	3-23	@ ANA	O*	2-3	44-24-6
34	12-20	@ ANA	L	1-4	21-13-0	75	3-24	@ PHX	W**	4-3	45-24-6
35	12-21	@ SJ	W	3-0	22-13-0	76	3-27	PHX	W	6-0	46-24-6
36	12-23	EDM	W	3-2	23-13-0	77	3-30	@ DET	W**	4-3	47-24-6
37	12-26	@ CHI	L	1-2	23-14-0	78	3-31	@ NSH	W	4-2	48-24-6
38	12-27	@ COL	W	5-4	24-14-0	79	4-2	STL	L	2-4	48-25-6
39	12-29	NSH	W	4-1	25-14-0	80	4-5	@ CBJ	O*	1-2	48-25-7
40	12-31	SJ	L	2-4	25-15-0	81	4-6	ANA	W**	2-1	48-25-7
41	1-3	@ VAN	O**	1-2	25-15-1	82	4-8	VAN	W	3-2	50-25-7

*OVERTIME

**SHOOTOUT

53-23-6

112 PTS.

PLAYER	GP	A/TOI	G	A	PTS	+/-	PIM	PP	SH	GW	S	PCTG
Modano	78	19:33	27	50	77	23	58	12	1	4	207	13.0
Arnott	81	17:11	32	44	76	13	102	11	1	5	167	19.2
Zubov	78	26:26	13	58	71	20	46	9	0	0	141	9.2
Morrow	81	19:15	23	42	65	30	183	8	1	4	146	15.8
Jokinen	81	13:34	17	38	55	2	30	8	0	2	107	15.9
Lehtinen	80	18:42	33	19	52	9	30	14	1	6	216	15.3
Boucher	66	23:24	16	27	43	28	77	8	0	3	174	9.2
Guerin	70	16:25	13	27	40	0	115	3	0	2	210	6.2
Barnes	78	16:28	15	21	36	9	44	0	1	2	123	12.2
Kapanen	81	14:13	14	21	35	-10	36	5	2	4	97	14.4
Miettinen	79	12:06	11	20	31	0	46	4	0	1	107	10.3
Ott	82	11:54	5	17	22	1	178	0	0	1	89	5.6
Hagman	(FLA)	30	13:59	2	4	6	-8	2	0	0	52	3.8
	(DAL)	54	11:16	6	9	15	-2	16	0	1	74	8.1
	(TOTAL)	84	12:14	8	13	21	-10	18	0	1	126	6.3
Robidas	75	16:58	5	15	20	15	67	1	1	0	95	5.3
Niinimaa	(NYI)	41	20:29	1	9	10	-7	62	0	0	23	4.3
	(DAL)	22	18:25	2	4	6	-5	24	1	1	26	7.7
	(TOTAL)	63	19:46	3	13	16	-12	86	1	1	49	6.1
Daley	81	18:40	3	11	14	-2	87	0	1	1	91	3.3
Klemm	76	16:55	4	7	11	-3	60	1	0	1	57	7.0
Mitchell	(MIN)	64	20:52	2	6	8	15	87	0	0	48	4.2
	(DAL)	16	20:45	0	2	2	4	26	0	0	10	0.0
	(TOTAL)	80	20:50	2	8	10	19	113	0	0	58	3.4
Stevenson	(NSH)	35	7:23	4	3	7	0	74	0	0	36	11.1
	(DAL)	16	6:53	1	0	1	-3	21	0	0	12	8.3
	(TOTAL)	51	7:14	5	3	8	-3	95	0	0	48	10.4
Svoboda	43	7:03	4	3	7	-3	22	0	0	2	33	12.1
Tjarnqvist	33	8:09	2	4	6	4	18	0	0	0	36	5.6
Perrott	(TOR)	3	9:07	0	0	0	-5	2	0	0	2	0.0
	(DAL)	23	5:02	2	1	3	2	54	0	0	17	11.8
	(TOTAL)	26	5:30	2	1	3	-3	56	0	0	19	10.5
Hedberg	19	56:46	0	2	2	0	6	0	0	0	0	0.0
Turco	68	57:30	0	2	2	0	28	0	0	0	3	0.0
Lessard	5	7:23	1	0	1	0	12	0	0	0	6	16.7
Traverse	1	11:27	0	0	0	0	0	0	0	0	1	0.0
Jancevski	2	9:13	0	0	0	1	0	0	0	0	0	0.0
Oliver	3	7:37	0	0	0	-1	0	0	0	0	1	0.0
Polak	3	6:31	0	0	0	0	0	0	0	0	3	0.0

GM#	DATE	OPP'T	RSLT	SCORE	RECORD	GM#	DATE	OPP'T	RSLT	SCORE	RECORD
1	10-5	LA	W	5-4	1-0-0	42	1-9	@ MIN	W	2-1	28-12-12
2	10-8	COL	L	2-3	1-1-0	43	1-12	WSH	W	4-1	29-12-2
3	10-11	PHX	W	3-2	2-1-0	44	1-14	@ BOS	**W	2-1	30-12-2
4	10-13	@ CGY	*W	3-2	3-1-0	45	1-16	@ MTL	L	2-4	30-13-2
5	10-14	@ EDM	W	3-2	4-1-0	46	1-18	ATL	L	2-5	30-14-2
6	10-16	@ VAN	L	2-5	4-2-0	47	1-20	TB	L	3-6	30-15-2
7	10-20	LA	L	2-7	4-3-0	48	1-23	PHX	W	4-1	31-15-2
8	10-22	CGY	W	2-1	5-3-0	49	1-25	STL	**W	4-3	32-15-2
9	10-26	SJ	*O	4-5	5-3-1	50	1-26	@ COL	**W	3-2	33-15-2
10	10-28	EDM	L	3-5	5-4-1	51	1-28	DET	**W	2-1	34-15-2
11	10-29	@ PHX	W	5-3	6-4-1	52	1-30	SJ	*W	3-2	35-15-2
12	11-2	LA	L	3-6	6-5-1	53	2-1	NSH	W	2-1	36-15-2
13	11-4	CHI	W	9-1	7-5-1	54	2-4	@ STL	*O	3-4	36-15-3
14	11-5	@ COL	**W	3-2	8-5-1	55	2-6	NSH	W	4-2	37-15-3
15	11-7	@ EDM	W	4-0	9-5-1	56	2-9	@ PHX	W	5-1	38-15-3
16	11-10	@ NSH	L	3-5	9-6-1	57	2-10	@ SJ	L	3-6	38-16-3
17	11-12	@ SJ	**W	3-2	10-6-1	58	2-12	@ PHX	L	5-6	38-17-3
18	11-13	@ ANA	W	3-1	11-6-1	59	3-2	@ LA	L	2-6	38-18-3
19	11-16	@ ANA	W	4-2	12-6-1	60	3-4	COL	W	5-3	39-18-3
20	11-18	CBJ	W	6-3	13-6-1	61	3-5	@ CHI	W	7-2	40-18-3
21	11-23	ANA	W	3-1	14-6-1	62	3-7	@ EDM	**W	4-3	41-18-3
22	11-25	PHX	L	1-4	14-7-1	63	3-9	@ CGY	W	1-0	41-19-3
23	11-26	@ NSH	W	3-1	15-7-1	64	3-11	@ VAN	W	2-1	42-19-3
24	11-30	SJ	W	4-1	16-7-1	65	3-13	VAN	W	4-2	43-19-3
25	12-2	CAR	**W	5-4	17-7-1	66	3-16	@ LA	W	4-1	44-19-3
26	12-7	FLA	W	4-3	18-7-1	67	3-18	@ SJ	**W	4-3	45-19-3
27	12-10	@ TOR	W	2-1	19-7-1	68	3-20	ANA	L	1-2	45-20-3
28	12-14	@ BUF	L	3-4	19-8-1	69	3-22	MIN	W	4-2	46-20-3
29	12-15	@ OTT	W	2-0	20-8-1	70	3-24	CHI	**W	3-2	47-20-3
30	12-18	@ CHI	W	5-3	21-8-1	71	3-26	CGY	W	3-2	48-20-3
31	12-19	@ MIN	L	1-2	21-9-1	72	3-29	ANA	W	2-1	49-20-3
32	12-21	@ CBJ	W	5-3	22-9-1	73	3-31	@ ANA	**O	4-5	49-20-4
33	12-23	PHX	L	2-3	22-10-1	74	4-1	@ LA	L	0-1	49-21-4
34	12-26	@ STL	W	6-1	23-10-1	75	4-3	SJ	*O	2-3	49-21-5
35	12-27	DET	L	1-4	23-11-1	76	4-6	@ ANA	W	5-3	50-21-5
36	12-29	STL	W	3-0	24-11-1	77	4-8	@ PHX	**W	3-2	51-21-5
37	12-31	LA	L	2-3	24-12-1	78	4-9	@ SJ	L	1-4	51-22-5
38	1-2	@ LA	*O	2-3	24-12-2	79	4-11	CBJ	W	3-2	52-22-5
39	1-4	VAN	W	3-1	25-12-2	80	4-15	MIN	*W	4-3	53-22-5
40	1-6	ANA	**W	4-3	26-12-2	81	4-17	@ DET	L	2-3	53-23-5
41	1-8	@ DET	W	6-3	27-12-2	82	4-18	@ CBJ	*O	4-5	53-23-6

*OVERTIME **SHOOTOUT

PLAYER	GP	A/TOI	G	A	PTS	+/-	PIM	PP	SH	GW	GT	S	PCTG	
Guerin	82	18:41	34	35	69	14	109	9	0	10	1	263	12.9	
Arnott	73	16:59	21	36	57	23	66	5	0	5	0	143	14.7	
Bure	(FLA)	55	19:13	20	25	45	0	20	8	0	4	1	175	11.4
	(DAL)	13	17:51	2	5	7	3	6	0	0	0	34	5.9	
	(TOTAL)	68	18:57	22	30	52	3	26	8	0	4	1	209	10.5
Morrow	81	19:23	25	24	49	10	121	9	0	3	1	132	18.9	
Modano	76	20:27	14	30	44	-21	46	6	0	0	0	152	9.2	
Zubov	77	25:50	7	35	42	0	20	4	1	1	1	154	4.5	
Turgeon	76	14:13	15	25	40	17	20	6	0	1	1	104	14.4	
Barnes	77	18:04	11	18	29	7	18	0	1	4	0	135	8.1	
Lehtinen	58	19:26	13	13	26	0	20	4	1	4	0	138	9.4	
DiMaio	69	12:58	9	15	24	2	52	0	1	1	1	76	11.8	
Boucher	70	22:24	8	16	24	15	64	2	0	2	0	134	6.0	
Matvichuk	75	21:50	1	20	21	0	36	0	0	1	0	85	1.2	
Numminen	62	21:39	3	14	17	-5	18	0	0	0	1	83	3.6	
Young	53	14:44	8	8	16	-15	14	2	0	2	0	134	6.0	
Oliver	36	9:51	7	5	12	6	12	3	0	1	0	30	23.3	
Ott	73	10:13	2	10	12	-2	152	0	0	1	0	74	2.7	
Sweeney	63	15:53	0	11	11	22	18	0	0	0	0	39	0.0	
Corson	17	13:30	5	5	10	12	29	0	1	1	0	21	23.8	
Therien	(PHI)	56	18:31	1	9	10	2	50	0	0	0	59	1.7	
	(DAL)	11	18:13	0	0	0	4	2	0	0	0	9	0.0	
	(TOTAL)	67	18:28	1	9	10	6	52	0	0	0	68	1.5	
Klemm	77	17:19	2	5	7	16	44	0	0	1	0	71	2.8	
Daley	27	16:01	1	5	6	-6	14	1	0	0	0	34	2.9	
Kapanen	67	11:30	1	5	6	-15	16	0	0	0	0	57	1.8	
Sekeras	4	16:29	1	1	2	0	2	0	0	0	0	2	50.0	
Tjarnqvist	18	9:43	1	1	2	-6	2	0	0	1	0	11	9.1	
Downey	37	4:30	1	1	2	2	77	0	0	1	0	11	9.1	
Miettinen	16	9:50	1	0	1	-9	0	0	0	1	0	17	5.9	
Erskine	32	12:36	0	1	1	-9	84	0	0	0	0	23	0.0	
Turco	73	59:42	0	1	1	0	32	0	0	0	0	0	0.0	
Ellis	1	60:00	0	0	0	0	0	0	0	0	0	0	0.0	
MacMillan	4	8:19	0	0	0	-2	0	0	0	0	0	3	0.0	
Morgan	6	5:48	0	0	0	0	21	0	0	0	0	7	0.0	
Valicevic	7	7:49	0	0	0	-1	2	0	0	0	0	4	0.0	
Gainey	7	5:27	0	0	0	1	7	0	0	0	0	0	0.0	
Tugnutt	11	49:47	0	0	0	0	0	0	0	0	0	0	0.0	
Sloan	28	7:11	0	0	0	-1	7	0	0	0	0	23	0.0	

GM#	DATE	OPP'T	RSLT	SCORE	RECORD	GM#	DATE	OPP'T	RSLT	SCORE	RECORD
1	10-8	ANA	W	4-1	1-0-0	42	1-5	@ ANA	*T	2-2	17-17-8
2	10-11	@ NSH	W	3-1	2-0-0	43	1-8	@ ATL	L	2-1	18-17-8
3	10-13	@ BUF	L	3-4	2-1-0	44	1-10	@ COL	L	2-4	18-18-8
4	10-15	BOS	L	0-2	2-2-0	45	1-13	@ SJ	W	3-0	19-18-8
5	10-17	WSH	W	4-2	3-2-0	46	1-15	@ COL	L	1-4	19-19-8
6	10-19	MIN	W	3-1	4-2-0	47	1-17	@ CGY	W	3-2	20-19-8
7	10-22	TOR	L	1-3	4-3-0	48	1-19	@ VAN	W	3-2	21-19-8
8	10-24	@ DET	L	0-4	4-4-0	49	1-20	@ EDM	L	3-2	21-20-8
9	10-25	@ CBJ	W	3-2	5-4-0	50	1-23	STL	W	2-0	22-20-8
10	10-29	CGY	*W	4-3	6-4-0	51	1-24	@ STL	W	3-2	23-20-8
11	11-1	@ NSH	*T	1-1	6-4-1	52	1-26	DET	*T	2-2	23-20-9
12	11-2	NSH	W	7-3	7-4-1	53	1-28	OTT	W	5-3	24-20-9
13	11-4	@ NYR	L	0-3	7-5-1	54	1-30	SJ	W	3-1	25-20-9
14	11-6	@ NYI	L	1-4	7-6-1	55	1-31	@ PHX	W	5-4	26-20-9
15	11-8	@ BOS	L	1-4	7-7-1	56	2-4	CBJ	W	1-0	27-20-9
16	11-12	DET	L	2-6	7-8-1	57	2-11	NYI	*T	4-4	27-20-10
17	11-14	PHX	*T	3-3	7-8-2	58	2-14	@ PHX	L	2-3	27-21-10
18	11-15	@ COL	L	0-3	7-9-2	59	2-16	@ ANA	L	1-3	27-22-10
19	11-19	ANA	*T	3-3	7-9-3	60	2-18	LA	W	4-3	28-22-10
20	11-21	LA	W	3-1	8-9-3	61	2-20	COL	W	5-1	29-22-10
21	11-22	@ STL	L	1-2	8-10-3	62	2-22	ANA	W	4-0	30-22-10
22	11-24	PHX	W	5-2	9-10-3	63	2-25	LA	*T	1-1	30-22-11
23	11-26	@ MIN	W	3-1	10-10-3	64	2-27	MIN	W	3-1	31-22-11
24	11-28	NJ	W	2-0	11-10-3	65	2-29	EDM	*W	5-4	32-22-11
25	11-30	LA	L	1-2	11-11-3	66	3-3	CBJ	W	4-2	33-22-11
26	12-4	@ LA	L	0-3	11-12-3	67	3-5	CGY	W	5-1	34-22-11
27	12-6	@ SJ	L	1-2	11-13-3	68	3-7	SJ	W	4-0	35-22-11
28	12-7	@ ANA	L	0-4	11-14-3	69	3-9	@ PIT	L	0-4	35-23-11
29	12-10	@ PHX	L	1-2	11-15-3	70	3-11	PHI	*T	2-2	35-23-12
30	12-12	CHI	W	1-0	12-15-3	71	3-13	DET	L	0-3	35-24-12
31	12-14	@ CHI	*T	1-1	12-15-4	72	3-14	@ CHI	W	4-0	36-24-12
32	12-17	VAN	W	3-1	13-15-4	73	3-16	SJ	*T	3-3	36-24-13
33	12-19	@ FLA	L	0-1	13-16-4	74	3-18	VAN	W	3-0	37-24-13
34	12-20	@ TB	W	2-1	14-16-4	75	3-20	STL	W	3-1	38-24-13
35	12-22	@ CAR	W	3-1	15-16-4	76	3-22	@ CGY	W	4-0	38-24-13
36	12-26	NSH	W	2-1	16-16-4	77	3-24	@ EDM	*W	4-3	40-24-13
37	12-27	@ CBJ	W	4-3	17-16-4	78	3-27	@ VAN	*O	2-3	40-24-14
38	12-29	PHI	*T	2-2	17-16-5	79	3-28	@ SJ	*O	1-2	40-24-15
39	12-31	MTL	*T	1-1	17-16-6	80	3-31	EDM	L	1-3	40-25-15
40	1-2	PHX	L	0-6	17-17-6	81	4-2	@ MIN	L	2-4	40-26-15
41	1-3	@ LA	*T	2-2	17-17-7	82	4-4	CHI	W	5-2	41-26-15

*OVERTIME *O=OVERTIME LOSS (1 point)

2002-03



46-17-19 111 PTS.

PLAYER	GP	A/TOI	G	A	PTS	+/-	PIM	PP	SH	GW	GT	S	PCTG	
Modano	79	20:52	28	57	85	34	30	5	2	6	0	193	14.5	
Zubov	82	25:50	11	44	55	21	26	8	0	2	0	158	7.0	
Guerin	64	18:33	25	25	50	5	113	11	0	2	1	229	10.9	
Lehtinen	80	18:47	31	17	48	39	20	5	0	3	2	238	13.0	
Arnott	72	16:11	23	24	47	9	51	7	0	6	1	169	13.6	
Morrow	71	15:42	21	22	43	20	134	2	3	4	2	105	20.0	
Young	79	16:08	23	19	42	24	30	5	1	4	1	237	9.7	
Turgeon	65	14:37	12	30	42	4	18	3	0	5	1	76	15.8	
Barnes	(BUF)	68	18:29	11	21	32	-13	20	2	1	2	0	124	8.9
	(DAL)	13	17:23	2	5	7	2	8	2	0	1	0	25	8.0
	(TOTAL)	81	18:18	13	26	39	-11	28	4	1	3	0	149	8.7
Dahlen	63	13:49	17	20	37	11	14	9	0	1	0	100	17.0	
Sydor	81	18:19	5	31	36	22	40	2	0	1	0	132	3.8	
Kapanen	82	14:39	5	29	34	25	44	0	1	1	0	80	6.3	
Hatcher	82	25:51	8	22	30	37	106	1	1	2	0	159	5.0	
Boucher	80	20:29	7	20	27	28	94	1	1	3	1	137	5.1	
Lemieux	(PHX)	36	14:01	6	8	14	-3	30	1	1	0	1	74	8.1
	(DAL)	32	13:13	2	4	6	-9	14	0	0	0	0	45	4.4
	(TOTAL)	68	13:39	8	12	20	-12	44	1	1	0	1	119	6.7
DiMaio	69	12:57	10	9	19	18	76	0	0	2	0	81	12.3	
Odelein	(CHI)	65	19:05	7	4	11	7	76	0	0	0	0	77	9.1
	(DAL)	3	17:48	0	0	0	0	6	0	0	0	0	1	.0
	(TOTAL)	68	19:02	7	4	11	7	82	0	0	0	0	78	9.0
Malhotra	59	9:21	3	7	10	-2	42	0	0	1	0	62	4.8	
Robidas	76	12:53	3	7	10	15	35	0	0	1	0	47	6.4	
Ott	26	8:46	3	4	7	6	31	0	0	0	0	25	12.0	
Muller	55	9:28	1	5	6	-6	18	0	0	0	0	48	2.1	
Matvichuk	68	19:23	1	5	6	1	58	0	0	1	0	59	1.7	
Oliver	6	9:13	0	3	3	1	2	0	0	0	0	5	.0	
Turco	55	58:03	0	3	3	0	16	0	0	0	0	0	.0	
Erskine	16	10:44	2	0	2	1	29	0	0	0	0	12	16.7	
Downey	43	4:46	1	1	2	1	69	0	0	0	0	14	7.1	
Montgomery	1	6:41	0	0	0	0	0	0	0	0	0	0	.0	
Hirsch	2	48:42	0	0	0	0	0	0	0	0	0	0	.0	
Tugnutt	31	54:52	0	0	0	0	0	0	0	0	0	0	.0	

GM#	DATE	OPP'T	RSLT	SCORE	RECORD	GM#	DATE	OPP'T	RSLT	SCORE	RECORD
1	10-9	@ COL	*T	1-1	0-0-1	42	1-4	@ LA	W	3-2	22-10-10
2	10-11	ANA	W	4-2	1-0-1	43	1-5	@ ANA	*T	1-1	22-10-11
3	10-12	@ PHX	W	5-2	2-0-1	44	1-7	LA	W	7-4	23-10-11
4	10-15	EDM	W	3-0	3-0-1	45	1-9	CHI	*W	4-3	24-10-11
5	10-17	@ MIN	L	1-3	3-1-1	46	1-11	COL	W	6-3	25-10-11
6	10-19	@ STL	L	3-5	3-2-1	47	1-18	@ SJ	W	3-1	26-10-11
7	10-20	WSH	W	5-2	4-2-1	48	1-20	@ COL	*T	1-1	26-10-12
8	10-24	@ CGY	*T	3-3	4-2-2	49	1-22	CBJ	W	4-2	27-10-12
9	10-26	@ VAN	W	4-1	5-2-2	50	1-24	TB	L	1-4	27-11-12
10	10-28	@ EDM	*W	4-3	6-2-2	51	1-25	@ STL	W	4-2	28-11-12
11	10-30	FLA	*O	2-3	6-2-3	52	1-27	OTT	W	5-3	29-11-12
12	11-1	@ CBJ	L	2-4	6-3-3	53	1-29	CGY	W	4-1	30-11-12
13	11-3	@ DET	*T	3-3	6-3-4	54	2-5	STL	*T	2-2	30-11-13
14	11-6	VAN	W	4-0	7-3-4	55	2-8	@ PHX	W	3-1	31-11-13
15	11-8	TOR	W	2-1	8-3-4	56	2-9	LA	W	3-1	32-11-13
16	11-10	@ NYI	L	2-3	8-4-4	57	2-11	CAR	*W	2-1	33-11-13
17	11-12	@ MTL	W	4-2	9-4-4	58	2-14	ANA	L	2-4	33-12-13
18	11-13	@ WSH	W	6-1	10-4-4	59	2-16	SJ	W	3-1	34-12-13
19	11-15	COL	W	4-2	11-4-4	60	2-19	CGY	*T	1-1	34-12-14
20	11-17	CBJ	*W	3-2	12-4-4	61	2-21	@ PHX	*T	2-2	34-12-15
21	11-20	@ PHX	*T	2-2	12-4-5	62	2-23	@ CHI	W	3-0	35-12-15
22	11-22	@ ANA	W	4-0	13-4-5	63	2-25	@ BOS	*T	5-5	35-12-16
23	11-23	@ LA	L	0-2	13-5-5	64	2-27	@ OTT	*O	2-3	35-12-17
24	11-25	PHX	W	5-1	14-5-5	65	2-28	@ BUF	L	3-5	35-13-17
25	11-27	MIN	W	5-0	15-5-5	66	3-2	PIT	W	3-1	36-13-17
26	11-29	NYR	*T	3-3	15-5-6	67	3-5	CHI	W	7-4	37-13-17
27	11-30	@ NSH	L	2-5	15-6-6	68	3-7	NSH	L	1-2	37-14-17
28	12-4	MTL	W	5-1	16-6-6	69	3-9	SJ	W	3-0	38-14-17
29	12-6	DET	*T	3-3	16-6-7	70	3-11	@ CBJ	W	2-0	39-14-17
30	12-11	LA	L	0-3	16-7-7	71	3-12	@ MIN	L	2-4	39-15-17
31	12-13	ATL	W	3-1	17-7-7	72	3-15	@ EDM	L	3-4	39-16-17
32	12-15	@ CHI	W	5-0	18-7-7	73	3-17	VAN	L	2-4	39-17-17
33	12-17	@ PHI	*T	2-2	18-7-8	74	3-19	@ ATL	*W	5-4	40-17-17
34	12-19	@ DET	*T	1-1	18-7-9	75	3-21	MIN	*O	2-3	40-17-18
35	12-21	@ NJ	L	3-5	18-8-9	76	3-23	STL	W	3-1	41-17-18
36	12-22	@ CAR	L	0-1	18-9-9	77	3-25	@ VAN	W	4-3	42-17-18
37	12-26	@ NSH	L	1-3	18-10-9	78	3-27	@ CGY	*O	1-2	42-17-19
38	12-27	@ FLA	W	4-0	19-10-9	79	3-29	@ SJ	W	4-3	43-17-19
39	12-29	DET	*T	2-2	19-10-10	80	3-31	BUF	W	3-0	44-17-19
40	12-31	EDM	W	4-1	20-10-10	81	4-2	ANA	W	2-1	45-17-19
41	1-2	@ SJ	W	3-1	21-10-10	82	4-6	NSH	W	2-0	46-17-19

*O=OVERTIME *O=OVERTIME LOSS (1 point)

PLAYER	GP	G	A	PTS	+/-	PIM	PP	SH	GW	GT	S	PCTG
Modano	78	34	43	77	14	38	6	2	5	0	219	15.5
Lehtinen	73	25	24	49	27	14	7	1	4	2	198	12.6
Turgeon	66	15	32	47	-4	16	7	0	1	1	121	12.4
Arnott	63	22	19	41	3	59	8	0	1	0	169	13.0
(N.J.)	10	3	1	4	-1	6	2	0	2	0	28	10.7
(DAL)	73	25	20	45	2	65	10	0	3	0	197	12.7
(TOTAL)	80	12	32	44	-4	22	8	0	2	0	198	6.1
Zubov	72	17	28	35	12	109	4	0	3	0	102	16.7
Morrow	78	4	29	33	3	50	2	0	0	0	183	2.2
Sydor	78	10	20	30	-12	28	4	0	1	0	111	9.0
Muller	80	4	21	25	12	87	1	0	0	2	111	3.6
Hatcher	82	9	12	21	11	52	4	0	2	0	109	8.3
Matvichuk	64	7	13	20	-4	72	3	0	1	0	81	8.6
Verbeek	55	6	7	13	2	65	3	0	1	0	63	9.5
McKay	14	1	4	5	2	7	0	0	0	0	10	10.0
(N.J.)	69	7	11	18	4	72	3	0	1	0	73	9.6
(DAL)	56	7	6	13	-1	42	0	1	1	0	41	17.1
(TOTAL)	16	1	0	1	-3	5	0	0	0	0	19	5.3
Malhotra	72	8	6	14	-4	47	0	1	1	0	60	13.3
(N.Y.R.)	35	1	5	6	-6	6	0	0	0	0	41	2.4
(DAL)	33	3	5	8	-5	15	0	0	0	0	22	13.6
(TOTAL)	68	4	10	14	-11	21	0	0	0	0	63	6.3
Pellerin	61	6	6	12	-2	25	0	2	2	0	63	9.5
(DET)	19	1	1	2	-3	8	0	0	1	0	24	4.2
(DAL)	26	2	5	7	-6	6	0	0	0	0	29	6.9
(TOTAL)	45	3	6	9	-9	14	0	0	1	0	53	5.6
Dimaio	66	1	6	7	-1	40	0	0	0	1	56	1.8
Gilchrist	20	3	3	6	-1	17	0	0	1	0	40	7.5
(DAL)	60	0	5	5	0	12	0	0	0	0	0	0.0
(TOTAL)	26	3	0	3	-3	10	1	0	0	0	43	7.0
Lukowich	8	0	2	2	-1	0	0	0	0	0	8	0.0
MaClean	47	0	2	2	2	33	0	0	0	0	36	0.0
Belfour	5	0	1	1	-1	7	0	0	0	0	1	0.0
Sim	9	0	1	1	-1	2	0	0	0	0	3	0.0
Montgomery	33	0	1	1	-8	62	0	0	0	0	16	0.0
Manson	2	0	0	0	0	2	0	0	0	0	1	0.0
Gainey	31	0	0	0	0	10	0	0	0	0	0	0.0
Kapanen	39	0	0	0	-4	58	0	0	0	0	18	0.0
Erskine												
Hawgood												
Turco												
Helenius												

GM#	DATE	OPP'T	RSLT	SCORE	RECORD	GM#	DATE	OPP'T	RSLT	SCORE	RECORD
1	10-5	NSH	W	4-1	1-0-0	42	1-8	@ TB	W	2-1	19-13-10
2	10-7	@ CAR	L	0-3	1-1-0	43	1-9	@ FLA	W	3-2	20-13-10
3	10-9	LA	W	2-1	2-1-0	44	1-12	@ DET	L	2-5	20-14-10
4	10-11	VAN	L	1-4	2-2-0	45	1-13	@ MIN	W	3-1	21-14-10
5	10-13	CGY	*O	3-4	2-2-1	46	1-16	DET	W	3-2	22-14-10
6	10-17	@ STL	*T	2-2	2-2-2	47	1-18	FLA	L	2-3	22-15-10
7	10-18	PHX	W	3-1	3-2-2	48	1-20	@ CHI	W	2-3	22-16-10
8	10-20	CHI	*T	2-2	3-2-3	49	1-21	@ CBJ	W	5-3	23-16-10
9	10-24	@ PIT	L	2-3	3-3-3	50	1-23	VAN	L	2-4	23-17-10
10	10-26	@ DET	W	5-3	4-3-3	51	1-25	ANA	L	1-6	23-18-10
11	10-28	@ NYI	*O	2-3	4-3-4	52	1-28	CBJ	W	4-2	24-18-10
12	10-29	@ NYR	L	2-4	4-4-4	53	2-6	@ NSH	L	1-2	24-19-10
13	10-31	DET	*O	3-4	4-4-5	54	2-8	EDM	*T	1-1	24-19-11
14	11-2	NSH	W	3-0	5-4-5	55	2-10	@ ANA	W	5-1	25-19-11
15	11-3	@ NSH	L	1-4	5-5-5	56	2-11	@ LA	L	1-2	25-20-11
16	11-7	SJ	*T	2-2	5-5-6	57	2-13	NYR	W	4-2	26-20-11
17	11-9	PHX	L	1-5	5-6-6	58	2-26	@ PHX	L	1-5	26-21-11
18	11-11	@ ANA	*T	2-2	5-6-7	59	2-28	@ VAN	*W	4-3	27-21-11
19	11-15	@ LA	W	4-3	6-6-7	60	3-2	@ COL	W	2-1	28-21-11
20	11-17	@ SJ	*W	3-2	7-6-7	61	3-3	SJ	W	4-1	29-21-11
21	11-19	NYI	L	2-3	7-7-7	62	3-6	LA	*W	3-2	30-21-11
22	11-21	CAR	*T	4-4	7-7-8	63	3-8	MIN	L	3-5	30-22-11
23	11-23	PHI	*T	3-3	7-7-9	64	3-10	NJ	L	0-3	30-23-11
24	11-25	@ MIN	W	4-3	8-7-9	65	3-12	@ WSH	W	5-2	31-23-11
25	11-29	@ CGY	W	3-0	9-7-9	66	3-14	@ TTL	*T	3-3	31-23-12
26	12-1	@ EDM	W	6-4	10-7-9	67	3-16	TOR	*T	5-5	31-23-13
27	12-2	@ VAN	W	4-2	11-7-9	68	3-18	@ CHI	*T	2-2	31-23-14
28	12-5	OTT	L	3-6	11-8-9	69	3-20	STL	W	3-2	32-23-14
29	12-7	EDM	W	5-0	12-8-9	70	3-22	PHX	W	4-3	33-23-14
30	12-12	BUF	W	4-3	13-8-9	71	3-24	ANA	L	1-2	33-24-14
31	12-14	CGY	W	3-4	13-9-9	72	3-26	@ SJ	L	2-3	33-25-14
32	12-15	@ PHX	L	6-2	14-9-9	73	3-28	@ CGY	*T	2-2	33-25-15
33	12-17	SJ	L	1-4	14-10-9	74	3-30	@ EDM	L	1-3	33-26-15
34	12-20	@ PHI	L	1-2	14-11-9	75	4-1	CBJ	W	3-1	34-26-15
35	12-22	@ CBJ	L	4-2	15-11-9	76	4-3	STL	*O	1-2	34-26-16
36	12-23	@ ATL	W	4-1	16-11-9	77	4-5	COL	W	3-1	35-26-16
37	12-26	COL	L	0-2	16-12-9	78	4-7	@ ANA	L	1-4	35-27-16
38	12-28	WSH	*O	2-3	16-12-10	79	4-8	@ LA	0-3	35-28-16	
39	12-31	BOS	W	2-1	17-12-10	80	4-10	MIN	*T	4-4	36-28-17
40	1-2	@ ATL	L	2-1	18-12-10	81	4-12	CHI	W	3-1	36-28-17
41	1-5	@ STL	L	2-5	18-13-10	82	4-14	@ COL	*T	2-2	36-28-18

*OVERTIME *O=OVERTIME LOSS (1 point)

2000-01



48-24-10 106 PTS.

PLAYER	GP	G	A	PTS	+/-	PIM	PP	SH	GW	GT	S	PCTG
Modano	81	33	51	84	26	52	8	3	7	1	208	15.9
Hull	79	39	40	79	10	18	11	0	8	1	219	17.8
Nieuwendyk	69	29	23	52	5	30	12	0	4	0	166	17.5
Zubov	79	10	41	51	22	24	6	0	1	1	173	5.8
Sydor	81	10	37	47	5	34	8	0	1	0	140	7.1
Lehtinen	74	20	25	45	14	24	7	0	1	1	148	13.5
Morrow	82	20	24	44	18	128	7	0	6	0	121	16.5
Marshall	75	13	24	37	1	64	4	0	1	0	93	14.0
Langenbrunner	53	12	18	30	4	57	3	2	4	0	104	11.5
Donato	65	8	17	25	6	26	1	0	3	0	71	11.3
Keane	67	10	14	24	4	35	1	0	1	0	64	15.6
Van Allen	59	7	16	23	5	16	0	2	3	0	51	13.7
Hatcher	80	2	21	23	5	77	1	0	2	0	97	2.1
Matvichuk	78	4	16	20	5	62	2	0	1	0	85	4.7
Lukowich	80	4	10	14	28	76	0	0	2	0	43	9.3
Hogue	34	3	7	10	-1	26	0	0	0	0	35	8.6
Muller	55	1	9	10	-4	26	0	0	0	0	54	1.9
Lyashenko	60	6	3	9	-1	45	0	0	1	0	48	12.5
Bouck	48	2	5	7	-3	29	0	0	1	0	41	4.9
MacLean	(NYR)	2	0	0	0	-2	0	0	0	0	0	0.0
	(DAL)	28	4	2	6	0	17	1	0	0	41	9.8
	(TOTAL)	30	4	2	6	-2	17	1	0	0	41	9.8
Ledyard	(TB)	14	2	2	4	-5	12	0	0	0	12	16.7
	(DAL)	8	0	1	1	3	4	0	0	0	7	0.0
	(TOTAL)	22	2	3	5	-2	16	0	0	0	19	10.5
Sloan	33	2	2	4	-2	4	0	0	1	0	29	6.9
Helenius	57	1	2	3	1	99	0	0	0	0	18	5.6
Sim	15	0	3	3	-2	6	0	0	0	0	18	0.0
Wright	2	1	0	1	-3	0	0	0	0	0	4	25.0
Belfour	63	0	1	1	0	4	0	0	0	0	0	0.0
Wotton	1	0	0	0	0	0	0	0	0	0	0	0.0
Gainey	1	0	0	0	0	0	0	0	0	0	0	0.0
Leeb	2	0	0	0	-1	0	0	0	0	0	4	0.0
Diduck	14	0	0	0	4	18	0	0	0	0	8	0.0
Jackman	16	0	0	0	-6	18	0	0	0	0	10	0.0
Turco	26	0	0	0	0	12	0	0	0	0	0	0.0

GM#	DATE	OPP'T	RSLT	SCORE	RECORD	GM#	DATE	OPP'T	RSLT	SCORE	RECORD	
1	10-4	COL	*T	2-2	0-0-1	42	1-12	DET	L	2-3	24-13-5	
2	10-7	@ OTT	L	1-3	0-1-1	43	1-14	@ TB	L	3-2	25-13-5	
3	10-9	@ TOR	W	3-1	1-1-1	44	1-15	@ FLA	L	0-2	25-14-5	
4	10-10	@ CAR	L	2-5	1-2-1	45	1-17	NSH	*W	4-3	26-14-5	
5	10-12	PHI	W	4-1	2-2-1	46	1-19	PIT	*W	5-3	27-14-5	
6	10-14	WSH	W	3-0	3-2-1	47	1-21	@ PHX	L	2-5	27-15-5	
7	10-18	SJ	W	2-1	4-2-1	48	1-22	VAN	W	1-1	28-15-5	
8	10-20	@ CHI	W	5-1	5-2-1	49	1-24	NJ	L	2-4	28-16-5	
9	10-21	LA	W	4-3	6-2-1	50	1-26	SJ	L	1-2	28-17-5	
10	10-25	VAN	L	2-6	6-3-1	51	1-30	@ LA	L	0-8	28-18-5	
11	10-27	PHX	L	2-4	6-4-1	52	2-1	@ SJ	W	4-2	29-18-5	
12	10-28	@ STL	*O	3-4	6-4-2	53	2-7	EDM	W	3-2	30-18-5	
13	11-1	CBJ	W	4-0	7-4-2	54	2-9	MIN	L	1-2	30-19-5	
14	11-3	@ PHX	*T	2-2	7-4-3	55	2-11	STL	*T	3-3	30-19-6	
15	11-11	MTL	W	2-0	8-4-3	56	2-13	@ NSH	W	2-1	31-19-6	
16	11-14	@ CBJ	L	2-3	8-5-3	57	2-14	LA	W	4-2	32-19-6	
17	11-15	@ BUF	*T	2-2	8-5-4	58	2-16	ANA	*W	3-2	33-19-6	
18	11-17	@ DET	W	1-0	9-5-4	59	2-18	DET	L	1-2	33-20-6	
19	11-20	TB	W	6-2	10-5-4	60	2-21	MIN	W	6-2	34-20-6	
20	11-22	@ NSH	W	1-0	11-5-4	61	2-23	BOS	*W	5-4	35-20-6	
21	11-24	CBJ	W	3-0	12-5-4	62	2-25	@ EDM	*O	2-3	35-20-7	
22	11-25	@ CBJ	W	4-2	13-5-4	63	2-26	@ CGY	L	2-3	35-21-7	
23	11-29	CGY	L	3-4	13-6-4	64	2-28	@ VAN	L	4-5	35-22-7	
24	12-1	@ COL	L	2-4	13-7-4	65	3-2	@ ANA	W	5-2	36-22-7	
25	12-2	@ PHX	W	5-2	14-7-4	66	3-4	BUF	W	4-1	37-22-7	
26	12-6	@ SJ	*T	2-2	14-7-5	67	3-7	CHI	L	1-4	37-23-7	
27	12-7	@ LA	L	2-5	14-8-5	68	3-10	COL	*W	L	3-2	38-23-7
28	12-10	@ ANA	W	1-0	15-8-5	69	3-11	@ COL	L	2-3	38-24-7	
29	12-13	EDM	W	5-2	16-8-5	70	3-13	@ CHI	W	3-0	39-24-7	
30	12-15	CHI	W	4-1	17-8-5	71	3-16	PHX	*T	1-1	39-24-8	
31	12-17	@ MIN	L	0-6	17-9-5	72	3-18	OTT	W	5-1	40-24-8	
32	12-20	NJ	L	1-4	17-10-5	73	3-19	@ MIN	W	4-1	41-24-8	
33	12-21	@ NYI	W	3-1	18-10-5	74	3-21	ANA	W	8-0	42-24-8	
34	12-23	@ PIT	W	8-2	19-10-5	75	3-23	NYI	W	2-1	43-24-8	
35	12-27	ANA	W	3-1	20-10-5	76	3-25	STL	*T	1-1	43-24-9	
36	12-29	LA	L	1-4	20-11-5	77	3-28	@ VAN	W	3-1	44-24-9	
37	12-31	NYR	W	6-1	21-11-5	78	3-30	@ EDM	W	5-4	45-24-9	
38	1-4	DET	L	2-4	21-12-5	79	3-31	@ CGY	*W	2-0	46-24-9	
39	1-6	@ BOS	L	4-0	22-12-5	80	4-2	CGY	*T	4-4	46-24-10	
40	1-8	@ NYR	W	2-1	23-12-5	81	4-4	NSH	W	5-1	47-24-10	
41	1-10	@ ATL	W	3-2	24-12-5	82	4-7	@ SJ	*W	5-4	48-24-10	

*OVERTIME *O=OVERTIME LOSS (1 point)

PLAYER	GP	G	A	PTS	+/-	PIM	PP	SH	GW	GT	S	PCTG
Modano	77	38	43	81	0	48	11	1	8	3	188	20.2
Hull	79	24	35	59	-2	43	11	0	3	0	223	10.8
Zubov	77	9	33	42	-2	18	3	1	3	0	179	5.0
Langenbrunner	65	18	21	39	16	68	0	2	6	0	153	11.8
Langenbrunner (TOR)	3	0	1	1	1	0	0	0	0	0	0	0.0
Cote (CHI)	45	6	18	24	-4	14	5	0	2	0	78	7.7
Cote (DAL)	28	2	8	10	6	14	0	0	2	0	47	4.3
Cote (TOTAL)	76	8	27	35	3	28	5	0	0	0	128	6.3
Nieuwendyk	48	15	19	34	-1	26	7	0	0	0	110	13.6
Keane	81	13	21	34	9	41	0	4	3	0	85	15.3
Sydor	74	8	26	34	6	32	5	0	0	0	132	6.1
Morrow	64	14	19	33	8	81	3	0	3	0	113	12.4
Matvichuk	70	4	21	25	7	42	0	0	0	0	73	5.5
Hatcher	57	2	22	24	6	68	0	0	0	0	90	2.2
Muller	47	7	15	22	-3	24	3	0	2	0	57	12.3
Sloan	67	4	13	17	11	50	0	0	1	0	78	5.1
Carbonneau	69	10	6	16	10	36	0	1	4	0	70	14.3
Thornton	35	2	3	5	-7	70	0	0	1	0	36	5.6
Thornton (DAL)	30	6	3	9	-5	38	1	0	0	0	47	12.8
Thornton (TOTAL)	65	8	6	14	-12	108	1	0	0	0	83	9.6
Gavey	41	7	6	13	0	44	1	0	2	0	39	17.9
Lyashenko	58	6	6	12	-2	10	0	0	0	0	51	11.8
Manson	37	0	7	7	2	40	0	0	0	0	45	0.0
Manson (CHI)	26	1	2	3	10	22	0	0	0	0	21	4.8
Manson (DAL)	63	5	5	10	12	62	0	0	0	0	66	1.5
Manson (TOTAL)	17	3	3	6	4	10	2	0	1	0	44	11.4
Sim	45	2	6	8	-5	38	1	0	0	0	29	10.3
Lehtinen	62	0	8	8	0	53	1	0	0	0	47	0.0
Marshall	23	1	4	5	-4	16	0	0	0	0	18	5.6
Pushor	52	1	4	5	-11	23	0	0	0	0	60	1.7
Patera	2	0	0	1	2	0	0	0	0	0	1	0.0
Wright	54	1	4	5	-10	25	0	0	0	0	61	1.6
Bouchard	60	3	1	4	-14	50	0	0	1	0	33	9.1
Lukowich	32	2	1	3	-7	62	0	0	0	1	25	8.0
Murray	22	1	2	3	0	22	0	0	0	0	16	6.3
Skrudland	22	1	2	3	-1	6	1	0	0	0	16	6.3
Jackman	62	0	3	3	0	10	0	0	0	0	0	0.0
Belfour	24	0	2	2	0	2	0	0	0	0	0	0.0
Fernandez	10	0	1	1	-2	13	0	0	0	0	7	0.0
Luhning	4	0	0	0	-2	4	0	0	0	0	2	0.0
Chambers	4	0	0	0	0	1	0	0	0	0	6	0.0
Aldridge	4	0	0	0	0	0	0	0	0	0	1	0.0
Christie	8	0	0	0	-1	0	0	0	0	0	1	0.0
Letang	5	0	0	0	-5	2	0	0	0	0	1	0.0

GM#	DATE	OPP'T	RSLT	SCORE	RECORD	GM#	DATE	OPP'T	RSLT	SCORE	RECORD
1	10-1	PIT	W	6-4	1-0-0	42	1-7	VAN	L	1-3	21-15-6
2	10-2	ANA	W	2-0	2-0-0	43	1-11	@ EDM	W	3-2	22-15-6
3	10-5	@ DET	W	3-2	3-0-0	44	1-12	@ CGY	*O	1-2	22-15-7
4	10-8	@ ANA	L	0-3	3-1-0	45	1-15	@ VAN	W	2-1	23-15-7
5	10-9	@ SJ	W	3-2	4-1-0	46	1-19	@ ANA	L	1-3	23-16-7
6	10-13	SJ	L	0-2	4-2-0	47	1-20	@ LAK	W	5-2	24-16-7
7	10-15	BOS	*T	2-2	4-2-1	48	1-23	CHI	W	3-2	25-16-7
8	10-16	@ NSH	L	2-3	4-3-1	49	1-26	LA	W	3-1	26-16-7
9	10-20	EDM	W	2-1	5-3-1	50	1-28	STL	L	1-3	26-17-7
10	10-22	NJ	*W	2-1	6-3-1	51	1-31	EDM	W	2-1	27-17-7
11	10-25	@ TOR	L	0-4	6-4-1	52	2-2	ATL	W	2-1	28-17-7
12	10-30	TB	L	1-2	6-5-1	53	2-3	@ PHX	W	2-0	29-17-7
13	11-3	BUF	L	1-3	6-6-1	54	2-9	@ ANA	W	5-3	30-17-7
14	11-5	@ PHX	L	6-4	7-6-1	55	2-11	@ LA	L	2-3	30-18-7
15	11-6	@ SJ	L	1-2	7-7-1	56	2-13	WSH	W	2-1	31-18-7
16	11-9	@ STL	L	5-2	8-7-1	57	2-16	NSH	W	3-0	32-18-7
17	11-10	DET	L	2-4	8-8-1	58	2-18	PHX	L	3-4	32-19-7
18	11-17	@ WSH	*T	2-2	8-8-2	59	2-20	@ COL	W	2-1	33-19-7
19	11-18	PHI	*T	1-1	8-8-3	60	2-21	@ NSH	L	2-5	33-20-7
20	11-20	@ CAR	L	0-1	8-9-3	61	2-23	@ DET	W	5-2	34-20-7
21	11-22	@ COL	*O	2-3	8-9-4	62	2-25	CHI	*O	3-4	34-20-8
22	11-24	LA	*W	3-2	9-9-4	63	2-27	COL	*T	1-1	34-20-9
23	11-26	ANA	L	2-4	9-10-4	64	3-1	PHI	W	4-0	35-20-9
24	11-28	@ ATL	L	4-2	10-10-4	65	3-3	@ PHX	W	2-1	36-20-9
25	11-30	NYI	W	2-1	11-10-4	66	3-5	DET	L	3-5	36-21-9
26	12-1	@ MTL	W	3-2	12-10-4	67	3-8	VAN	*T	3-3	36-21-10
27	12-4	OTT	W	3-1	13-10-4	68	3-10	NYI	W	3-4	36-21-11
28	12-6	PHX	L	2-3	13-11-4	69	3-12	STL	W	4-2	37-21-11
29	12-8	CAR	W	2-1	14-11-4	70	3-13	@ NYR	W	4-3	38-21-11
30	12-10	FLA	W	4-3	15-11-4	71	3-15	@ NJ	W	3-2	39-21-11
31	12-11	@ STL	L	2-4	15-12-4	72	3-18	@ CHI	*T	2-2	39-21-12
32	12-15	CGY	W	5-1	16-12-4	73	3-19	SJ	W	5-3	40-21-12
33	12-17	@ EDM	*T	2-2	16-12-5	74	3-24	CHI	W	5-1	41-21-12
34	12-18	@ VAN	W	4-2	17-12-5	75	3-26	COL	*O	1-2	41-21-13
35	12-21	@ CGY	*T	0-0	17-12-6	76	3-28	@ TB	W	4-2	42-21-13
36	12-23	@ CHI	L	2-5	17-13-6	77	3-29	@ FLA	W	4-1	43-21-13
37	12-27	SJ	L	1-3	17-14-6	78	4-2	@ COL	*O	2-3	43-21-14
38	12-29	NYR	*W	4-3	18-14-6	79	4-3	CGY	*T	2-2	43-21-15
39	12-31	ANA	W	5-4	19-14-6	80	4-5	@ SJ	L	2-5	43-22-15
40	1-3	LA	W	4-1	20-14-6	81	4-7	@ NYI	L	2-3	43-23-15
41	1-5	NSH	W	3-1	21-14-6	82	4-9	LA PHX	*T	2-2	43-23-16

*OVERTIME *O=OVERTIME LOSS (1 point)

1998-99



51-19-12 114 PTS. STANLEY CUP CHAMPIONS

PLAYER	GP	G	A	PTS	PIM	PP	SH	GW	GT	SHOTS	SPCTG	+/-
Modano	77	34	47	81	44	6	4	7	1	224	15.2	29
Hull	60	32	26	58	30	15	0	11	0	192	16.7	19
Nieuwendyk	67	28	27	55	34	8	0	8	1	157	17.8	11
Lehtinen	74	20	32	52	18	7	1	2	0	173	11.6	29
Zubov	81	10	41	51	20	5	0	3	0	155	6.5	9
Sydor	74	14	34	48	50	9	0	2	1	163	8.6	-1
Langenbrunner	75	12	33	45	62	4	0	1	0	145	8.3	10
Verbeek	78	17	17	34	133	8	0	2	1	134	12.7	11
Marshall	82	13	18	31	85	2	0	4	0	112	11.6	1
Hatcher	80	9	21	30	102	3	0	2	0	125	7.2	21
Hogue (TB)	62	11	14	25	50	2	0	3	0	101	10.9	-12
(DAL)	12	1	3	4	4	0	0	0	0	20	5.0	2
Keane	81	6	23	29	62	1	1	1	0	106	5.7	-2
Hrkac	69	13	14	27	26	2	0	2	2	67	19.4	2
Plante (BUF)	41	4	11	15	12	0	0	0	0	66	6.1	3
(DAL)	10	2	3	5	4	1	0	0	0	24	8.3	1
Reid	73	6	11	17	16	1	0	1	0	81	7.4	0
Carboneau	74	4	12	16	31	0	0	2	0	60	6.7	-3
Matvichuk	64	3	9	12	51	1	0	0	0	54	5.6	23
Chambers	61	2	9	11	18	1	0	1	0	82	2.4	6
Ludwig	80	2	6	8	87	0	0	0	0	39	5.1	5
Skrudland	40	4	1	5	33	0	0	1	0	33	12.1	2
Lukowich	14	1	2	3	19	0	0	0	0	8	12.5	3
Severyn	30	1	2	3	50	0	0	0	0	22	4.5	-2
Sim	7	1	0	1	12	0	0	0	0	8	12.5	1
Fairchild	1	0	0	0	0	0	0	0	0	4	.0	0
Fernandez	1	0	0	0	0	0	0	0	0	0	.0	0
Buzek	2	0	0	0	2	0	0	0	0	0	.0	0
Gavey	7	0	0	0	10	0	0	0	0	4	.0	-1
Wright	11	0	0	0	0	0	0	0	0	10	.0	-3
Sloan	14	0	0	0	10	0	0	0	0	7	.0	-1
Lidster	17	0	0	0	10	0	0	0	0	7	.0	0
Botterill	17	0	0	0	23	0	0	0	0	8	.0	-2
Turek	26	0	0	0	0	0	0	0	0	0	.0	0
Belfour	61	0	0	0	26	0	0	0	0	0	.0	0

GM#	DATE	OPP'T	RSLT	SCORE	RECORD	GM#	DATE	OPP'T	RSLT	SCORE	RECORD
1	10-10	BUF	W	4-1	1-0-0	42	1-18	VAN	L	3-5	27-8-7
2	10-13	CHI	W	3-1	2-0-0	43	1-20	TOR	L	4-6	27-9-7
3	10-15	@ CAR	*T	2-2	2-0-1	44	1-27	LA	W	3-2	28-9-7
4	10-17	@ CHI	L	3-4	2-1-1	45	1-29	@ TB	W	4-1	29-9-7
5	10-20	CGY	W	3-1	3-1-1	46	1-30	@ FLA	W	5-2	30-9-7
6	10-22	PHX	W	2-1	4-1-1	47	2-1	CGY	*T	2-2	30-9-8
7	10-24	SJ	W	2-1	5-1-1	48	2-7	COL	L	0-3	30-10-8
8	10-30	ANA	*T	3-3	5-1-2	49	2-12	@ ANA	W	3-2	31-10-8
9	10-31	DET	W	3-2	6-1-2	50	2-13	@ LA	W	3-2	32-10-8
10	11-4	@ SJ	L	0-4	6-2-2	51	2-15	EDM	W	4-1	33-10-8
11	11-7	@ LA	W	4-3	7-2-2	52	2-17	FLA	W	2-1	34-10-8
12	11-11	PHX	L	0-2	7-3-2	53	2-19	CHI	W	5-1	35-10-8
13	11-13	@ DET	W	5-1	8-3-2	54	2-21	COL	*T	1-1	35-10-9
14	11-14	@ BOS	W	3-1	9-3-2	55	2-23	@ NSH	W	4-3	36-10-9
15	11-20	NYI	W	4-2	10-3-2	56	2-24	NSH	L	1-2	36-11-9
16	11-21	@ STL	*T	3-3	10-3-3	57	2-26	PIT	W	6-4	37-11-9
17	11-23	SJ	W	3-2	11-3-3	58	2-28	LA	W	1-0	38-11-9
18	11-25	NJ	L	2-5	11-4-3	59	3-2	@ NYR	*T	2-2	38-11-10
19	11-27	WSH	W	4-0	12-4-3	60	3-4	@ NYI	*W	3-2	39-11-10
20	12-2	@ SJ	W	3-0	13-4-3	61	3-5	@ BUF	L	1-2	39-12-10
21	12-4	@ VAN	L	1-4	13-5-3	62	3-7	EDM	W	4-3	40-12-10
22	12-6	@ EDM	W	6-2	14-5-3	63	3-10	STL	W	7-4	41-12-10
23	12-7	@ CGY	W	3-2	15-5-3	64	3-12	ANA	W	4-0	42-12-10
24	12-9	SJ	*T	3-3	15-5-4	65	3-14	@ PHI	*T	1-1	42-12-11
25	12-11	MTL	W	3-2	16-5-4	66	3-16	@ PIT	*T	2-2	42-12-12
26	12-13	@ CHI	*T	2-2	16-5-5	67	3-17	@ WSH	*L	1-2	42-13-12
27	12-15	STL	W	7-3	17-5-5	68	3-19	OTT	L	1-2	42-14-12
28	12-18	@ DET	W	3-1	18-5-5	69	3-21	CAR	*W	3-2	43-14-12
29	12-20	@ OTT	W	3-2	19-5-5	70	3-23	@ PHX	W	3-2	44-14-12
30	12-21	@ MTL	*T	2-2	19-5-6	71	3-25	@ LA	W	2-1	45-14-12
31	12-23	@ TOR	W	5-1	20-5-6	72	3-26	@ ANA	L	1-5	45-15-12
32	12-26	@ COL	W	4-2	21-5-6	73	3-28	@ NSH	W	3-0	46-15-12
33	12-28	NSH	W	1-0	22-5-6	74	3-31	TB	W	6-4	47-15-12
34	12-31	BOS	W	6-1	23-5-6	75	4-3	@ STL	L	2-5	47-16-12
35	1-1	@ PHX	*W	2-1	24-5-6	76	4-4	DET	L	0-3	47-17-12
36	1-6	VAN	W	6-4	25-5-6	77	4-7	ANA	W	5-1	48-17-12
37	1-8	@ CGY	L	0-1	25-6-6	78	4-9	NYR	W	3-1	49-17-12
38	1-10	@ VAN	L	0-2	25-7-6	79	4-11	LA	W	6-2	50-17-12
39	1-12	@ EDM	*T	2-2	25-7-7	80	4-14	PHX	W	4-2	51-17-12
40	1-13	@ SJ	W	2-1	26-7-7	81	4-17	@ PHX	L	0-2	51-18-12
41	1-15	@ ANA	W	3-1	27-7-7	82	4-18	@ COL	L	1-2	51-19-12

*OVERTIME



1997-98

49-22-11 109 PTS.

PLAYER	GP	G	A	PTS	PIM	PP	SH	GW	GT	SHOTS	SPECT	+/-
Nieuwendyk	73	39	30	69	30	14	0	11	0	203	19.2	16
Modano	52	21	38	59	32	7	5	2	1	191	11.0	25
Verbeek	82	31	26	57	170	9	0	8	1	190	16.3	15
Zubov	73	10	47	57	16	5	1	2	1	148	6.8	16
Langenbrunner	81	23	29	52	61	8	0	6	1	159	14.5	9
Sydor	79	11	35	46	51	4	1	1	0	166	6.6	17
Lehtinen	72	23	19	42	20	7	2	6	1	201	11.4	19
Adams	49	14	18	32	20	7	0	1	0	75	18.7	11
Hatcher	70	6	25	31	132	3	0	2	0	74	8.1	9
Carbonneau	77	7	17	24	40	0	1	1	0	81	8.6	3
Chambers	57	2	22	24	26	1	1	0	0	73	2.7	11
Keane (NJR)	70	8	10	18	47	2	0	0	0	113	7.1	-12
(DAL)	13	2	3	5	5	0	0	1	0	15	13.3	0
Hogue	53	6	16	22	35	3	0	1	0	55	10.9	7
Harvey	59	9	19	19	104	0	0	1	0	88	10.2	5
Marshall	72	9	10	19	96	3	0	1	0	91	9.9	-2
Reid	65	6	12	18	14	3	0	1	0	90	6.7	-15
Matvichuk	74	3	15	18	63	0	0	0	0	71	4.2	7
Skrudland (NJR)	59	5	6	11	39	0	0	1	0	42	11.9	-4
(DAL)	13	2	0	2	10	0	0	0	0	13	15.4	-2
Errey	59	2	9	11	46	0	0	0	0	34	5.9	7
Hrkac	13	5	3	8	0	3	0	0	0	14	35.7	0
Bassen	58	3	4	7	57	0	0	1	0	40	7.5	-4
Ludwig	80	3	7	7	131	0	0	0	0	46	0.0	21
Wright	21	4	2	6	2	0	0	2	0	15	26.7	8
Lind	39	2	3	5	6	0	0	0	0	27	7.4	4
Keczmer	17	1	2	3	26	0	0	0	0	9	11.1	5
Muni	40	2	1	3	25	0	0	1	0	12	8.3	0
Tancill	2	0	1	1	0	0	0	0	0	1	0.0	-1
Lukowich	4	0	1	1	2	0	0	0	0	2	0.0	-2
Kennedy (TOR)	13	0	1	1	14	0	0	0	0	12	0.0	-2
(DAL)	2	0	0	0	2	0	0	0	0	0	0.0	1
Douris	1	0	0	0	0	0	0	0	0	3	0.0	-1
Skalde	1	0	0	0	0	0	0	0	0	0	0.0	0
Fernandez	2	0	0	0	0	0	0	0	0	0	0.0	0
Buzek	2	0	0	0	0	0	0	0	0	0	0.0	1
Cote	3	0	0	0	15	0	0	0	0	3	0.0	-1
Botterill	4	0	0	0	19	0	0	0	0	3	0.0	-1
Mitchell	7	0	0	0	7	0	0	0	0	3	0.0	0
Gusev	9	0	0	0	2	0	0	0	0	5	0.0	-5
Turek	23	0	0	0	2	0	0	0	0	0	0.0	0
Belfour	61	0	0	0	18	0	0	0	0	0	0.0	0

GM#	DATE	OPP'T	RSLT	SCORE	RECORD	GM#	DATE	OPP'T	RSLT	SCORE	RECORD
1	10-1	@ COL	*T	2-2	0-0-1	42	1-2	NYI	W	2-1	26-9-7
2	10-4	STL	L	1-2	0-1-1	43	1-3	@ CAR	W	6-1	27-9-7
3	10-7	@ BUF	W	4-2	1-1-1	44	1-5	@ NJJ	*W	4-3	28-9-7
4	10-8	@ DET	L	1-3	1-2-1	45	1-7	OTT	L	0-2	28-10-7
5	10-10	CHI	W	7-0	2-2-1	46	1-9	DET	*T	3-3	28-10-8
6	10-14	CGY	*W	5-4	3-2-1	47	1-11	@ ANA	*L	1-2	28-11-8
7	10-16	FLA	W	4-0	4-2-1	48	1-12	@ SJ	*W	3-1	29-11-8
8	10-18	@ TOR	W	5-4	5-2-1	49	1-14	@ STL	*W	2-1	30-11-8
9	10-19	@ OTT	L	1-3	5-3-1	50	1-21	COL	W	3-2	31-11-8
10	10-21	VAN	L	1-5	5-4-1	51	1-24	@ COL	W	3-2	32-11-8
11	10-24	@ CHI	W	2-0	6-4-1	52	1-26	TOR	W	5-1	33-11-8
12	10-25	COL	W	3-1	7-4-1	53	1-29	@ FLA	W	2-3	33-12-8
13	10-28	@ NYR	W	3-2	8-4-1	54	1-31	@ STL	L	3-6	33-13-8
14	10-29	@ WSH	W	4-3	9-4-1	55	2-2	@ TOR	W	5-1	34-13-8
15	11-2	PHI	*T	3-3	9-4-2	56	2-4	PHI	W	1-0	35-13-8
16	11-3	MTL	W	4-6	9-5-2	57	2-7	CHI	W	3-1	36-13-8
17	11-5	@ PIT	W	5-2	10-5-2	58	2-25	@ NYI	W	4-1	37-13-8
18	11-7	NYR	*T	2-2	10-5-3	59	2-28	@ PHX	W	4-0	38-13-8
19	11-10	STL	L	1-7	10-6-3	60	3-1	@ CHI	*T	2-2	38-13-9
20	11-12	BOS	*T	3-3	10-6-4	61	3-4	MTL	L	1-3	38-14-9
21	11-15	@ LA	W	5-1	11-6-4	62	3-7	@ STL	L	1-2	38-15-9
22	11-16	@ ANA	W	4-0	12-6-4	63	3-8	@ PIT	*T	1-1	38-15-10
23	11-19	EDM	W	3-2	13-6-4	64	3-12	@ PHX	L	4-5	38-16-10
24	11-21	@ DET	L	2-4	13-7-4	65	3-13	ANA	W	6-3	39-16-10
25	11-22	@ BOS	W	2-0	14-7-4	66	3-17	@ LA	W	4-3	40-16-10
26	11-24	ANA	W	5-0	15-7-4	67	3-18	@ SJ	W	3-1	41-16-10
27	11-26	LA	W	4-1	16-7-4	68	3-20	CAR	W	6-1	42-16-10
28	11-27	@ PHX	W	4-1	17-7-4	69	3-22	PIT	*T	0-0	42-16-11
29	11-29	PHX	W	5-2	18-7-4	70	3-26	TOR	L	0-1	42-17-11
30	12-3	EDM	W	4-1	19-7-4	71	3-28	SJ	L	1-4	42-18-11
31	12-5	CGY	W	4-1	20-7-4	72	3-29	NJ	W	3-1	43-18-11
32	12-8	@ TOR	L	0-3	20-8-4	73	4-1	@ EDG	L	1-3	43-19-11
33	12-10	TB	W	3-0	21-8-4	74	4-3	@ CGY	L	1-4	43-20-11
34	12-12	SJ	L	0-1	21-9-4	75	4-4	@ VAN	L	3-5	43-21-11
35	12-15	BUF	W	8-4	22-9-4	76	4-6	TOR	W	4-2	44-21-11
36	12-18	CGY	W	2-1	23-9-4	77	4-8	WSH	*W	2-1	45-21-11
37	12-20	@ EDM	W	2-1	24-9-4	78	4-11	@ TB	W	5-1	46-21-11
38	12-23	@ VAN	W	3-1	25-9-4	79	4-12	STL	W	4-3	47-21-11
39	12-27	VAN	*T	3-3	25-9-5	80	4-15	DET	W	3-1	48-21-11
40	12-29	@ DET	*T	2-2	25-9-6	81	4-16	@ PHX	L	2-3	48-22-11
41	12-31	LA	*T	2-2	25-9-7	82	4-18	CHI	W	3-1	49-22-11

*OVERTIME

DALLAS STARS MEDIA GUIDE

1996-97



48-26-8 104 PTS.

PLAYER	GP	G	A	PTS	PIM	PP	SH	GW	GT	SHOTS	SPCTG	+/-
Modano	80	35	48	83	42	9	5	9	2	291	12.0	43
Verbeek	81	17	36	53	128	5	0	4	0	172	9.9	3
Nieuwendyk	66	30	21	51	32	8	0	2	2	173	17.3	-5
Sydor	82	8	40	48	51	2	0	2	0	142	5.6	37
Hogue	73	19	24	43	54	5	0	5	0	131	14.5	8
Lehtinen	63	16	27	43	2	3	1	2	0	134	11.9	26
Zubov	78	13	30	43	24	1	0	3	0	133	9.8	19
Reid	82	19	20	39	10	1	1	4	0	135	14.1	12
Langenbrunner	76	13	26	39	51	3	0	3	0	112	11.6	-2
Adams	50	21	15	36	2	5	0	4	1	113	18.6	27
Harvey	71	9	22	31	142	1	0	2	0	99	9.1	19
Gilchrist	67	10	20	30	24	2	0	2	0	116	8.6	6
Hatcher	63	3	19	22	97	0	0	0	0	96	3.1	8
Carbonneau	73	5	16	21	36	0	1	0	0	99	5.1	9
Broten (NJ)	3	0	1	1	0	0	0	0	0	3	0.0	-1
(LA)	19	0	4	4	0	0	0	0	0	17	0.0	-9
(DAL)	20	8	7	15	12	1	1	2	0	35	22.9	6
(TOTAL)	42	8	12	20	12	1	1	2	0	55	14.5	-4
Ledyard	67	1	15	16	61	0	0	0	0	99	1.0	31
Ludwig	77	2	11	13	62	0	0	1	0	59	3.4	17
Bassen	46	5	7	12	41	0	0	2	0	50	10.0	5
Matvichuk	57	5	7	12	87	0	2	0	0	83	6.0	1
Huard	40	5	6	11	105	0	0	0	0	34	14.7	5
Marshall	56	6	4	10	98	0	0	0	0	62	9.7	5
Kennedy	24	1	6	7	13	0	0	1	0	26	3.8	3
Lator	55	1	1	2	42	0	0	0	0	32	3.1	3
Irbe	35	0	2	2	8	0	0	0	0	0	.0	0
Keczmer	13	0	1	1	6	0	0	0	0	10	.0	3
Moog	48	0	1	1	12	0	0	0	0	0	.0	0
Cote	3	0	0	0	27	0	0	0	0	1	.0	0
Makarov	4	0	0	0	0	0	0	0	0	0	.0	-2
Turek	6	0	0	0	0	0	0	0	0	0	.0	0
Labelle	9	0	0	0	46	0	0	0	0	2	.0	-4

GM#	DATE	OPP'T	RSLT	SCORE	RECORD	GM#	DATE	OPP'T	RSLT	SCORE	RECORD
1	10-5	COL	W	4-1	1-0-0	42	1-8	DET	W	6-3	24-15-3
2	10-8	WSH	W	5-3	2-0-0	43	1-10	PHO	L	3-4	24-16-3
3	10-10	@ NYR	W	2-1	3-0-0	44	1-13	@ MTL	W	1-1	25-16-3
4	10-12	NJ	W	4-2	4-0-0	45	1-14	@ PIT	L	1-3	25-17-3
5	10-13	@ CHI	W	5-3	5-0-0	46	1-21	@ PHI	*T	3-3	25-17-4
6	10-15	DET	W	3-1	6-0-0	47	1-24	@ WSH	W	5-2	26-17-4
7	10-17	VAN	L	1-6	6-1-0	48	1-25	@ TOR	W	5-1	27-17-4
8	10-19	TOR	W	2-0	7-1-0	49	1-27	LA	W	7-2	28-17-4
9	10-23	@ DET	L	1-4	7-2-0	50	1-29	ANA	W	3-1	29-17-4
10	10-26	OTT	W	5-1	8-2-0	51	1-31	@ BUF	W	1-3	29-18-4
11	10-30	BUF	W	2-0	9-2-0	52	2-2	@ DET	*L	3-4	29-19-4
12	11-1	CHI	*L	2-3	9-3-0	53	2-5	TB	W	4-0	30-19-4
13	11-3	@ STL	L	3-6	9-4-0	54	2-6	@ STL	L	4-6	30-20-4
14	11-6	PHO	W	3-2	10-4-0	55	2-8	@ PHO	*W	5-4	31-20-4
15	11-8	@ SJ	L	1-3	10-5-0	56	2-9	LA	*W	2-1	32-20-4
16	11-11	ANA	W	3-2	11-5-0	57	2-12	PHO	L	0-5	32-21-4
17	11-13	CGY	*T	3-3	11-5-1	58	2-14	DET	*W	4-3	33-21-4
18	11-15	ANA	W	4-3	12-5-1	59	2-17	@ LA	*W	2-1	34-21-4
19	11-17	@ EDM	W	7-3	13-5-1	60	2-18	@ SJ	L	1-3	34-22-4
20	11-19	VAN	L	0-2	13-6-1	61	2-21	CGY	W	4-2	35-22-4
21	11-20	@ CGY	W	3-1	14-6-1	62	2-23	EDM	W	6-1	36-22-4
22	11-22	FLA	*L	1-2	14-7-1	63	2-25	@ CHI	W	1-0	37-22-4
23	11-27	NJ	L	2-3	14-8-1	64	2-27	@ COL	W	6-2	38-22-4
24	11-29	@ TB	W	2-1	15-8-1	65	3-1	@ CGY	L	1-4	38-23-4
25	11-30	SJ	W	5-2	16-8-1	66	3-5	STL	W	3-2	39-23-4
26	12-4	SJ	L	1-2	16-9-1	67	3-7	EDM	W	2-1	40-23-4
27	12-6	PHI	L	3-6	16-10-1	68	3-10	@ TOR	*T	3-3	40-23-5
28	12-8	@ FLA	*T	1-1	16-10-2	69	3-14	CHI	*T	4-4	40-23-6
29	12-11	STL	*T	5-5	16-10-3	70	3-16	PIT	W	6-2	41-23-6
30	12-13	VAN	W	2-1	17-10-3	71	3-19	PHO	W	7-2	42-23-6
31	12-15	@ OTT	W	4-0	18-10-3	72	3-21	HFD	W	2-0	43-23-6
32	12-18	CHI	W	3-2	19-10-3	73	3-23	@ STL	W	4-1	44-23-6
33	12-20	HFD	W	4-1	20-10-3	74	3-30	@ VAN	W	3-2	45-23-6
34	12-21	NJ	L	3-2	21-10-3	75	3-31	@ EDM	W	3-1	46-23-6
35	12-23	SJ	W	1-2	21-11-3	76	4-2	NYI	W	5-4	47-23-6
36	12-27	BOS	W	6-4	22-11-3	77	4-4	@ ANA	L	2-3	47-24-6
37	12-29	@ COL	L	2-3	22-12-3	78	4-5	@ LA	*T	3-3	47-24-7
38	12-30	NYR	L	2-3	22-13-3	79	4-7	@ PHO	*T	2-2	47-24-8
39	1-1	MTL	L	4-6	22-14-3	80	4-9	TOR	W	3-2	48-24-8
40	1-3	@ DET	W	2-1	23-14-3	81	4-11	COL	L	1-2	48-25-8
41	1-4	@ BOS	L	2-3	23-15-3	82	4-13	CHI	L	2-5	48-26-8

*OVERTIME

PLAYER	GP	G	A	PTS	PIM	PP	SH	GW	GT	SHOTS	SPCTG	+/-
Modano	78	36	45	81	63	8	4	4	1	320	11.3	-12
Hogue (TOR)	44	12	25	37	68	3	0	0	0	94	12.8	6
(DAL)	34	7	20	27	36	2	0	0	0	61	11.5	4
Adams	66	22	21	43	33	11	1	1	0	140	15.7	-21
Gilchrist	77	20	22	42	36	6	1	2	0	164	12.2	-11
K.Hatcher	74	15	26	41	58	7	0	3	2	237	6.3	-24
Fedyk (PHI)	41	10	10	15	24	4	0	0	0	42	23.8	1
(DAL)	24	10	10	19	30	4	0	0	0	71	14.1	-7
Nieuwendyk	52	14	18	31	41	8	0	3	0	138	10.1	-17
D.Hatcher	79	8	23	31	129	2	0	1	0	125	6.4	-12
Harvey	69	9	20	29	136	3	0	1	0	101	8.9	-13
Marshall	70	9	19	28	111	0	0	0	1	62	14.5	0
Lehtinen	57	6	22	28	16	0	0	1	0	109	5.5	5
Gagner	45	14	13	27	44	6	0	2	0	145	9.7	-17
Kennedy	61	9	17	26	48	4	0	1	0	111	8.1	-7
Ledyard	73	5	19	24	20	2	0	1	0	123	4.1	-15
Carbonneau	71	8	15	23	38	0	2	1	0	54	14.8	-2
Maticvchuk	73	6	16	22	71	0	0	1	0	81	7.4	4
Wood (TOR)	46	7	7	9	16	36	1	0	0	101	6.9	-4
(DAL)	30	1	1	4	5	26	0	0	0	58	1.7	-11
(LA)	58	1	1	1	12	34	1	0	0	84	1.2	-11
(DAL)	26	5	6	12	8	41	1	0	0	33	6.1	-1
Huard	51	6	6	12	176	0	0	0	0	34	17.6	3
Kiatt	22	4	4	8	23	0	0	1	0	21	10.8	0
Millen	13	3	4	7	8	1	0	0	1	25	12.0	4
Churla	34	3	4	7	160	0	0	0	1	18	16.7	0
Domelly	42	3	7	6	10	0	0	0	0	21	9.5	-2
Zmolek	24	1	5	2	65	0	0	0	0	25	3.8	-2
Langenbrunner	12	2	2	4	6	0	0	0	0	15	13.3	-2
Borschevsky	12	1	3	4	6	1	0	0	0	22	4.5	-7
Storm	10	1	2	3	17	0	0	1	0	11	9.1	-1
Lalor	63	1	2	3	31	0	0	0	0	46	2.2	-10
Ludwig	65	1	2	3	70	0	0	0	0	47	2.1	-17
Petrovicky	5	1	1	2	0	1	0	1	0	3	33.3	1
Bassen	13	0	0	1	15	0	0	0	0	9	0.0	-6
Lawrence	13	0	1	1	17	0	0	0	0	13	0.0	0
Richards	1	0	0	0	2	0	0	0	0	0	0.0	-1
Willis	1	0	0	0	0	0	0	0	0	0	0.0	0
MacLeod	2	0	0	0	0	0	0	0	0	0	0.0	0
Boyer	2	0	0	0	0	0	0	0	0	3	0.0	0
Cote	2	0	0	0	0	0	0	0	0	0	0.0	-2
Marois	3	0	0	0	0	0	0	0	0	1	0.0	0
Kesa	3	0	0	0	0	0	0	0	0	0	0.0	-1
Fernandez	8	0	0	0	6	0	0	0	0	5	0.0	-3
Cavallini	8	0	0	0	6	0	0	0	0	0	0.0	0
Bester	10	0	0	0	2	0	0	0	0	0	0.0	0

GM#	DATE	OPP'T	RSLT	SCORE	RECORD	GM#	DATE	OPP'T	RSLT	SCORE	RECORD
1	10-7	@ WPG	L	5-7	0-1-0	42	1-14	@ NJ	L	2-7	11-21-10
2	10-10	CGY	L	7-3	1-1-0	43	1-15	@ PHI	L	1-6	11-22-10
3	10-12	STL	L	1-3	1-2-0	44	1-17	@ EDM	L	3-4	11-23-10
4	10-14	BOS	L	6-5	2-2-0	45	1-22	@ VAN	W	6-4	12-23-10
5	10-17	WSH	L	3-4	2-3-0	46	1-24	@ EDM	W	5-3	13-23-10
6	10-19	@ STL	*T	1-1	2-3-1	47	1-26	@ CGY	W	4-2	14-23-10
7	10-21	TB	*T	3-3	2-3-2	48	1-29	WPG	L	1-2	14-24-10
8	10-24	BUF	W	3-0	3-3-2	49	1-31	NYR	*T	1-1	14-24-11
9	10-26	ANA	W	5-2	4-3-2	50	2-2	VAN	L	4-5	14-25-11
10	10-28	@ SJ	W	4-3	5-3-2	51	2-4	@ NYI	L	3-5	14-26-11
11	10-30	COL	L	1-6	5-4-2	52	2-6	@ STL	L	5-2	15-26-11
12	11-1	CHI	*T	1-1	5-4-3	53	2-7	MTL	L	2-4	15-27-11
13	11-4	@ DET	L	1-5	5-5-3	54	2-10	STL	L	3-6	15-28-11
14	11-8	LA	*T	3-3	5-5-4	55	2-11	HFD	L	3-5	15-29-11
15	11-9	@ COL	*T	1-1	5-5-5	56	2-16	EDM	W	6-1	16-29-11
16	11-14	@ PIT	L	2-4	5-6-5	57	2-18	@ FLA	L	4-6	16-30-11
17	11-15	@ BUF	L	1-2	5-7-5	58	2-19	TB	L	2-4	16-31-11
18	11-17	SJ	W	2-1	6-7-5	59	2-22	OTT	W	3-2	17-31-11
19	11-22	VAN	W	4-3	7-7-5	60	2-24	@ TOR	W	3-2	18-31-11
20	11-25	NJ	W	2-0	8-7-5	61	2-25	@ HFD	W	6-2	19-31-11
21	12-2	@ LA	*T	2-2	8-7-6	62	2-28	PHI	*T	4-4	19-31-12
22	12-3	@ COL	L	7-6	9-7-6	63	3-2	TOR	W	5-1	20-31-12
23	12-5	@ BOS	L	4-6	9-8-6	64	3-5	@ ANA	W	3-1	21-31-12
24	12-7	@ DET	L	1-3	9-9-6	65	3-6	@ SJ	W	2-1	22-31-12
25	12-9	@ TOR	L	1-3	9-10-6	66	3-11	@ MTL	L	1-4	22-32-12
26	12-11	@ NYR	0	2-3	9-11-6	67	3-13	@ OTT	L	1-4	22-33-12
27	12-13	CGY	L	4-8	9-12-6	68	3-15	@ TOR	L	0-3	22-34-12
28	12-15	PIT	L	1-5	9-13-6	69	3-17	@ WSH	L	1-2	22-35-12
29	12-17	SJ	W	4-2	10-13-6	70	3-20	STL	W	2-1	23-35-12
30	12-21	NYI	*T	3-3	10-13-7	71	3-22	@ VAN	L	2-5	23-36-12
31	12-23	CHI	L	0-2	10-14-7	72	3-23	@ LA	*T	4-4	23-36-13
32	12-26	@ CHI	L	3-5	10-15-7	73	3-26	WPG	L	2-8	23-37-13
33	12-28	@ STL	L	1-4	10-16-7	74	3-28	ANA	W	3-1	24-37-13
34	12-29	DET	L	1-2	10-17-7	75	3-31	@ CHI	L	3-5	24-38-13
35	1-1	TOR	*T	0-1	10-18-7	76	4-3	@ WPG	L	1-3	24-39-13
36	1-3	@ DET	*T	3-3	10-18-8	77	4-5	CHI	*T	3-3	24-39-14
37	1-5	WPG	*L	5-4	11-18-8	78	4-7	COL	L	1-4	24-40-14
38	1-7	@ CHI	L	2-5	11-19-8	79	4-9	@ CGY	*W	4-3	25-40-14
39	1-8	LA	*T	4-4	11-19-9	80	4-10	@ EDM	W	4-2	26-40-14
40	1-10	DET	L	0-4	11-20-9	81	4-12	@ ANA	L	3-5	26-41-14
41	1-12	FLA	*T	6-6	11-20-10	82	4-14	DET	L	1-5	26-42-14

1994-95



17-23-8

42 PTS.

PLAYER	GP	G	A	PTS	PIM	PP	SH	GW	GT	SHOTS	SPCTG	+/-
Gagner	48	14	28	42	42	7	0	2	1	138	10.1	2
Modano	30	12	17	29	8	4	1	0	0	100	12.0	7
K. Hatcher	47	10	19	29	66	3	0	2	1	138	7.2	-4
M. Donnelly (LA)	9	1	1	2	4	0	0	0	0	22	4.5	-7
(DAL)	35	11	14	25	29	3	0	3	0	94	11.7	3
(TOTAL)	44	12	15	27	33	3	0	3	0	116	10.3	-4
Millen	17	2	3	5	8	0	0	0	0	30	6.7	2
(NJ)	28	3	15	18	28	1	0	0	0	44	6.8	4
(DAL)	45	5	18	23	36	1	0	0	0	74	6.8	6
(TOTAL)	47	12	10	22	26	5	0	3	0	91	13.2	-2
Klatt	31	5	10	15	12	2	2	0	0	56	8.9	1
Adams (VAN)	12	3	3	6	4	1	0	0	0	16	18.8	-4
(DAL)	43	8	13	21	16	3	2	0	0	72	11.1	-3
(TOTAL)	40	11	9	20	67	2	0	1	0	64	17.2	-3
Harvey	44	6	12	18	33	2	0	0	0	76	7.9	4
Kennedy	38	5	13	18	20	4	0	0	1	79	6.3	6
Ledyard	32	7	10	17	13	2	0	1	0	90	7.8	-8
Courttnall	47	7	9	16	36	0	0	0	1	67	10.4	-7
P. Broten	43	5	11	16	105	2	0	2	0	74	6.8	3
D. Hatcher	47	8	7	15	48	1	0	0	0	53	15.1	3
Evason	32	9	4	13	16	1	3	1	0	70	12.9	-3
Gilchrist	44	1	11	12	28	0	0	0	0	69	1.4	8
Cavallini	30	6	5	11	19	0	0	1	0	47	12.8	-6
Zezel	47	2	7	9	61	0	0	0	0	55	3.6	-6
Ludwig	42	0	5	5	67	0	0	0	0	28	0.0	-6
Zmolek	27	1	3	4	186	0	0	1	0	22	4.5	0
Churla	17	0	4	4	0	0	0	0	0	29	0.0	-8
N. Broten	5	1	1	2	0	1	0	0	0	9	11.1	1
Varvio	27	1	1	2	106	0	0	0	0	23	4.3	1
May	14	0	2	2	14	0	0	0	0	21	0.0	-7
Matvichuk	16	1	0	1	52	0	0	0	0	9	11.1	1
G. Donnelly	2	0	1	1	0	0	0	0	0	0	0.0	1
Marshall	31	0	1	1	14	0	0	0	0	0	0.0	0
Moog	1	0	0	0	0	0	0	0	0	1	0.0	0
Boyer	1	0	0	0	0	0	0	0	0	0	0.0	0
Fernandez	2	0	0	0	2	0	0	0	0	1	0.0	0
Langenbrunner	2	0	0	0	0	0	0	0	0	3	0.0	0
Lawrence	2	0	0	0	0	0	0	0	0	1	0.0	0
Richards	4	0	0	0	0	0	0	0	0	2	0.0	-3
Fraser	6	0	0	0	0	0	0	0	0	0	0.0	0
Torchia	12	0	0	0	9	0	0	0	0	6	0.0	0
Lalor	15	0	0	0	4	0	0	0	0	0	0.0	0
Wakaluk												

GM#	DATE	OPP'T	RSLT	SCORE	RECORD	GM#	DATE	OPP'T	RSLT	SCORE	RECORD
1	1-20	@ VAN	*T	1-1	0-0-1	25	3-12	CGY	*T	4-4	9-12-4
2	1-24	@ LA	W	4-2	1-0-1	26	3-13	CHI	W	4-2	10-12-4
3	1-25	@ ANA	W	4-1	2-0-1	27	3-16	@ DET	L	4-5	10-13-4
4	1-28	@ SJ	L	2-3	2-1-1	28	3-22	EDM	*T	4-4	10-13-5
5	1-30	TOR	L	1-2	2-2-1	29	3-23	EDM	W	2-1	11-13-5
6	2-1	ANA	W	9-2	3-2-1	30	3-27	STL	L	2-3	11-14-5
7	2-2	SJ	L	1-2	3-3-1	31	3-30	@ DET	L	2-3	11-15-5
8	2-4	@ STL	L	4-7	3-4-1	32	4-1	DET	L	2-3	11-16-5
9	2-8	@ TOR	*T	3-3	3-4-2	33	4-2	@ CHI	W	2-1	12-16-5
10	2-11	CGY	L	0-6	3-5-2	34	4-4	@ VAN	*T	2-2	12-16-6
11	2-13	WPG	L	4-7	3-6-2	35	4-6	@ LA	L	2-3	12-17-6
12	2-15	LA	L	1-3	3-7-2	36	4-7	@ ANA	W	2-0	13-17-6
13	2-18	@ CGY	*L	2-3	3-8-2	37	4-9	@ STL	W	3-2	14-17-6
14	2-20	@ CGY	W	2-1	4-8-2	38	4-11	DET	L	1-4	14-18-6
15	2-22	@ EDM	L	1-2	4-9-2	39	4-14	@ TOR	L	1-2	14-19-6
16	2-24	VAN	*T	3-3	4-9-3	40	4-16	CHI	W	2-0	15-19-6
17	2-26	CHI	L	1-2	4-10-3	41	4-17	VAN	*T	2-2	15-19-7
18	2-28	@ WPG	W	4-0	5-10-3	42	4-19	SJ	*T	5-5	15-19-8
19	3-1	@ EDM	W	5-3	6-10-3	43	4-22	TOR	W	6-4	16-19-8
20	3-3	ANA	W	4-0	7-10-3	44	4-23	WPG	W	5-2	17-19-8
21	3-5	STL	W	2-1	8-10-3	45	4-25	STL	L	4-8	17-20-8
22	3-6	LA	W	8-2	9-10-3	46	4-27	@ CHI	L	1-5	17-21-8
23	3-8	@ TOR	L	2-3	9-11-3	47	4-29	@ DET	L	2-4	17-22-8
24	3-10	@ WPG	L	3-4	9-12-3	48	5-1	@ SJ	L	1-3	17-23-8

*OVERTIME

PLAYER	GP	G	A	PTS	PIM	PP	SH	GW	GT	SHOTS	SPECTG	+/-
Modano	76	50	43	93	54	18	0	4	2	281	17.8	-8
Courtnall	84	23	29	46	59	5	0	4	0	213	10.0	6
Gagner	76	36	29	61	10	12	0	3	1	213	15.0	13
Dahlen	69	19	38	57	80	12	0	3	1	147	12.9	-1
N. Broten	79	17	37	52	62	2	1	1	0	153	11.1	10
Levyard	84	9	37	46	42	2	1	0	0	153	5.1	-1
Cavallini	74	11	33	44	82	6	0	3	0	145	7.6	13
Evason	80	11	33	44	66	3	2	2	1	118	9.3	-12
Klatt	61	14	24	38	30	3	0	2	0	86	16.3	13
Craig	72	13	24	37	139	3	0	2	0	150	8.7	-14
McPhee	79	20	15	35	36	1	3	1	1	115	17.4	8
Gilchrist	76	17	14	31	31	3	1	5	0	103	16.5	0
Hatcher	83	12	19	31	211	2	1	2	0	132	9.1	19
P. Broten	64	12	12	24	30	0	0	3	0	76	15.8	18
Tinordi	61	6	18	24	143	1	0	0	0	112	3.4	6
Eklund (PHI)	48	1	16	3	2	0	0	0	0	4	50.0	-1
(DAL)	5	1	1	3	2	0	0	0	0	4	1.5	-1
Ludwig	84	1	13	14	123	1	0	0	0	65	9.7	-8
Churlia	69	6	7	13	333	3	0	0	1	62	12.1	-2
May (WSH)	43	4	7	11	97	0	0	0	0	33	14.3	-1
(DAL)	8	1	0	0	18	0	0	1	0	7	10.0	-6
Barr	20	2	5	7	21	0	0	0	0	20	11.8	1
Johnson	53	0	7	7	51	0	0	0	0	44	0.0	-6
Varvio	8	2	3	5	4	0	0	0	1	17	11.1	1
Black	13	2	3	5	2	2	0	0	0	16	12.5	-4
McKenzie	34	2	3	5	5	0	0	1	0	18	11.1	4
Zmolek (SJ)	68	0	4	4	122	0	0	0	0	29	0.0	-9
(DAL)	1	0	1	1	11	0	0	0	0	3	33.3	-7
Tancill	12	1	3	4	8	0	0	0	0	18	3.6	0
Matvichuk	25	0	3	4	22	0	0	0	0	18	0.0	1
(SJ)	23	0	3	3	8	0	0	0	0	19	0.0	-5
Lalor (DAL)	12	0	1	1	6	0	0	0	0	8	0.0	-1
Sjodin	7	0	2	2	4	0	0	0	0	3	0.0	0
Wakutuk	36	0	2	2	34	0	0	0	0	0	0.0	0
Needham (PIT)	25	1	1	2	2	0	0	1	0	6	16.7	0
(DAL)	5	0	0	0	0	0	0	0	0	3	0.0	-2
Brady	5	0	0	0	0	0	0	0	0	1	0.0	-1
Donnelly (BUF)	18	0	0	0	31	0	0	0	0	5	0.0	1
(DAL)	7	0	1	1	66	0	0	0	0	2	0.0	-4
Moog	55	1	1	0	16	0	0	0	0	0	0.0	0
Brown	1	0	0	0	0	0	0	0	0	1	0.0	-1
Smith	1	0	0	0	0	0	0	0	0	0	0.0	0
Joyce	1	0	0	0	0	0	0	0	0	1	0.0	-1
Berry	8	0	0	0	12	0	0	0	0	4	0.0	0

GM#	DATE	OPP'T	RSLT	SCORE	RECORD	GM#	DATE	OPP'T	RSLT	SCORE	RECORD
1	10-5	DET	W	6-4	1-0-0	43	1-6	PHI	W	8-0	21-15-7
2	10-7	@ TOR	L	3-6	1-1-0	44	1-9	STL	W	2-1	22-15-7
3	10-9	WPG	*T	3-3	1-1-1	45	1-11	EDM	W	5-2	23-15-7
4	10-12	CHI	*W	3-3	1-1-2	46	1-13	@ TOR	*L	3-4	23-16-7
5	10-16	STL	W	4-0	2-1-2	47	1-14	DET	L	3-9	23-17-7
6	10-18	@ CHI	W	5-3	3-1-2	48	1-16	BUF	L	2-4	23-18-7
7	10-20	@ MTL	L	2-5	3-2-2	49	1-18	LA	W	5-3	24-18-7
8	10-21	@ OTT	*W	6-5	4-2-2	50	1-24	NJ	L	2-6	24-19-7
9	10-23	@ QUE	L	2-3	4-3-2	51	1-26	@ CGY	W	3-2	25-19-7
10	10-25	@ DET	W	5-3	5-3-2	52	1-27	@ VAN	*W	3-2	26-19-7
11	10-27	HFD	W	5-1	6-3-2	53	1-29	@ EDM	W	5-3	27-19-7
12	10-30	OTT	*L	4-5	6-4-2	54	2-2	@ WPG	W	7-3	28-19-7
13	11-1	TOR	*T	3-3	6-4-3	55	2-6	SJ	L	1-7	28-20-7
14	11-3	@ ANA	L	4-5	6-5-3	56	2-9	WPG	W	4-2	29-20-7
15	11-5	@ SJ	L	2-4	6-6-3	57	2-12	@ PIT	W	9-3	30-20-7
16	11-7	WPG	*T	1-1	6-6-4	58	2-13	@ BUF	W	5-3	31-20-7
17	11-9	@ ANA+	L	2-4	6-7-4	59	2-16	BOS	L	0-3	31-21-7
18	11-11	SJ	W	4-0	7-7-4	60	2-18	CGY	W	4-2	32-21-7
19	11-13	@ WPG	W	3-2	8-7-4	61	2-21	@ SJ	W	6-3	33-21-7
20	11-14	@ CHI	L	1-4	8-8-4	62	2-23	@ LA	*T	0-0	33-21-8
21	11-17	TB	W	4-3	9-8-4	63	2-26	NYR	W	3-1	34-21-8
22	11-20	CGY	W	4-3	10-8-4	64	3-2	@ WPG	L	2-4	34-22-8
23	11-21	LA	W	7-4	11-8-4	65	3-4	VAN	L	1-4	34-23-8
24	11-24	NYI	*T	2-2	11-8-5	66	3-6	MTL	*T	2-2	34-23-9
25	11-27	@ DET	L	4-10	11-9-5	67	3-8	@ PHI	*W	4-3	35-23-9
26	11-29	@ EDM	*W	6-5	12-9-5	68	3-9	@ TOR	L	2-4	35-24-9
27	11-30	@ CGY	*T	2-2	12-9-6	69	3-12	HFD	*T	2-2	35-24-10
28	12-4	@ STL	L	3-4	12-10-6	70	3-13	@ NJ	L	0-4	35-25-10
29	12-5	EDM	W	4-3	13-10-6	71	3-18	WSH	W	6-2	36-25-10
30	12-8	PIT	W	3-2	14-10-6	72	3-20	VAN	*W	2-1	37-25-10
31	12-9	OTT%	W	6-1	15-10-6	73	3-22	ANA	W	4-3	38-25-10
32	12-12	FLA	*T	4-4	15-10-7	74	3-25	@ STL	L	3-5	38-26-10
33	12-15	CHI	L	2-3	15-11-7	75	3-27	@ TB	*T	2-2	38-26-11
34	12-17	ANA	L	2-3	15-12-7	76	3-28	@ FLA	W	5-4	39-26-11
35	12-19	@ VAN	W	3-1	16-12-7	77	3-31	@ BOS	*T	2-2	39-26-12
36	12-22	@ ANA	*W	3-2	17-12-7	78	4-1	@ NYR	L	0-3	39-27-12
37	12-23	@ LA	W	2-1	18-12-7	79	4-3	@ WSH	L	6-3	40-27-12
38	12-27	DET	L	0-6	18-13-7	80	4-5	TOR	L	4-6	40-28-12
39	12-29	TOR	W	4-0	19-13-7	81	4-8	@ NYI	L	1-5	40-29-12
40	12-31	@ CHI	W	5-2	20-13-7	82	4-10	@ STL	*T	2-2	40-29-13
41	1-2	QUE	L	4-6	20-14-7	83	4-12	STL	W	9-5	41-29-13
42	1-4	CHI	*L	1-2	20-15-7	84	4-14	DET	W	4-3	42-29-13

*OVERTIME + Neutral Site Game in Phoenix % Neutral Site Game in Minneapolis

1992-93

36-38-10

82 PTS.



PLAYER	GP	G	A	PTS	PIM	PP	SH	GW	GT	SHOTS	PCTG	+/-
Modano	82	33	60	93	83	9	0	7	0	307	10.7	-7
Courtnall	84	36	43	79	49	14	2	3	2	294	12.2	1
Gagner	84	33	43	76	143	17	0	5	1	230	14.3	-13
Dahlen	83	35	39	74	6	13	0	6	0	223	15.7	-20
Tinordi	69	15	27	42	157	7	0	2	0	122	12.3	-1
McPhee	84	18	22	40	44	1	2	2	0	161	11.2	-2
Craig	70	15	23	38	106	7	0	0	0	131	11.5	-11
Sjodin	77	7	29	36	30	5	0	1	0	175	4.0	-25
N. Broten	82	12	21	33	22	0	3	3	0	123	9.8	7
Elik	46	13	18	31	48	4	0	1	1	76	17.1	-5
Duchesne	84	16	13	29	30	0	2	3	0	134	11.9	6
Klatt	47	4	19	23	38	1	0	0	0	69	5.8	2
Jim Johnson	79	3	20	23	105	1	0	0	0	67	4.5	9
Gilchrist (Edm)	60	10	10	20	47	2	0	0	0	94	10.6	-10
(Min)	8	0	1	1	2	0	0	0	0	12	0.0	-2
Churla	73	5	16	21	286	1	0	1	0	61	8.2	-8
Hatcher	67	4	15	19	178	0	0	1	1	73	5.5	-27
Gavin	63	10	8	18	59	0	0	0	0	114	8.8	-4
Bobby Smith	45	5	7	12	10	3	0	0	0	53	9.4	-9
Ludwig	78	1	10	11	153	0	0	0	0	66	1.5	1
Propp	17	3	3	6	0	1	0	1	0	35	8.6	-10
Matvichuk	53	2	3	5	26	1	0	0	0	51	3.9	-8
Osiecki (Ott)	34	0	4	4	12	0	0	0	0	20	0.0	-21
(Wpg)	4	1	0	1	2	1	0	0	0	5	20.0	1
(Min)	5	0	0	0	5	0	0	0	0	1	0.0	0
Quinn	11	0	4	4	6	0	0	0	0	20	0.0	-4
Black	10	2	1	3	4	0	0	0	0	10	20.0	0
Wakaluk	29	0	3	3	20	0	0	0	0	0	0.0	0
Casey	60	0	3	3	28	0	0	0	0	0	0.0	0
Berry	63	0	3	3	109	0	0	0	0	49	0.0	-2
D. Smith	9	0	1	1	2	0	0	0	0	3	0.0	-2
Ciccone	31	0	1	1	115	0	0	0	0	13	0.0	2
Simpson	1	0	0	0	5	0	0	0	0	0	0.0	0
Barraut	2	0	0	0	2	0	0	0	0	0	0.0	-1
Mitchell	3	0	0	0	0	0	0	0	0	0	0.0	0

GM#	DATE	OPP'T	RSLT	SCORE	RECORD	GM#	DATE	OPP'T	RSLT	SCORE	RECORD
1	10-6	@ STL	L	4-6	0-1-0	43	1-12	@ CHI	L	1-3	21-16-6
2	10-8	STL	W	5-2	1-1-0	44	1-14	@ CHI	L	1-3	21-17-6
3	10-10	TB	W	2-1	2-1-0	45	1-16	@ CGY	W	4-3	22-17-6
4	10-13	CGY+	L	3-4	2-2-0	46	1-19	@ TB	W	4-2	23-17-6
5	10-15	@ STL	W	5-4	3-2-0	47	1-21	OTT	W	7-2	24-17-6
6	10-17	@ MTL	L	1-8	3-3-0	48	1-23	@ VAN	*T	3-3	24-17-7
7	10-18	@ TOR	W	5-1	4-3-0	49	1-24	@ TB	*T	2-2	24-17-8
8	10-22	QUE	W	5-2	5-3-0	50	1-26	@ TOR	W	2-1	25-17-8
9	10-24	LA	*T	5-5	5-3-1	51	1-28	NJ	W	4-2	26-17-8
10	10-28	@ EDM	L	2-5	5-4-1	52	1-30	TB	L	3-4	26-18-8
11	10-30	@ VAN	W	3-2	6-4-1	53	2-1	@ VAN	W	5-4	27-18-8
12	10-31	@ CGY	L	3-5	6-5-1	54	2-3	@ SJ	W	7-3	28-18-8
13	11-5	NYI	W	3-0	7-5-1	55	2-9	WSH	L	2-3	28-19-8
14	11-7	EDM	*T	2-2	7-5-2	56	2-11	@ TB	W	1-0	29-19-8
15	11-10	PIT	L	1-4	7-6-2	57	2-13	@ TOR	L	1-6	29-20-8
16	11-12	WPG	L	2-7	7-7-2	58	2-14	TOR	L	5-6	29-21-8
17	11-14	CHI	W	3-0	8-7-2	59	2-17	LA	L	5-10	29-22-8
18	11-15	@ CHI	L	1-2	8-8-2	60	2-20	PHI	W	5-2	30-22-8
19	11-18	@ WSH	W	5-4	9-8-2	61	2-21	DET	L	1-4	30-23-8
20	11-19	@ TB	W	4-1	10-8-2	62	2-25	@ BOS	*T	3-3	30-23-9
21	11-21	@ BUF	W	4-3	11-8-2	63	2-27	@ STL	L	2-3	30-24-9
22	11-25	VAN	L	2-4	11-9-2	64	2-28	@ WPG	L	6-7	30-25-9
23	11-27	NYR	*T	4-4	11-9-3	65	3-3	@ TOR	L	1-3	30-26-9
24	11-28	SJ	W	10-3	12-9-3	66	3-6	MTL	W	4-3	31-26-9
25	11-30	@ NYR	W	4-2	13-9-3	67	3-7	DET	L	1-7	31-27-9
26	12-1	@ OTT	W	3-1	14-9-3	68	3-9	SJ	W	4-2	32-27-9
27	12-3	@ DET	W	4-2	15-9-3	69	3-11	@ VAN+	W	4-3	33-27-9
28	12-5	@ QUE	W	7-4	16-9-3	70	3-13	@ STL	L	2-6	33-28-9
29	12-10	EDM	L	2-3	16-10-3	71	3-14	STL	L	1-3	33-29-9
30	12-12	CHI	L	0-3	16-11-3	72	3-16	@ PHI	L	3-4	33-30-9
31	12-15	TOR	W	6-5	17-11-3	73	3-18	@ DET	L	1-5	33-31-9
32	12-19	DET	*T	3-3	17-11-4	74	3-21	DET	L	2-6	33-32-9
33	12-20	@ CHI	L	0-4	17-12-4	75	3-25	TOR	*T	3-3	33-32-10
34	12-22	STL	*T	2-2	17-12-5	76	3-27	HFD	L	1-2	33-33-10
35	12-26	WPG	W	5-4	18-12-5	77	3-31	@ EDM	L	2-5	33-34-10
36	12-27	@ WPG	L	4-7	18-13-5	78	4-1	@ CGY	L	3-5	33-35-10
37	12-31	BOS	W	5-3	19-13-5	79	4-3	@ LA	W	3-0	34-35-10
38	1-2	@ NYI	L	2-3	19-14-5	80	4-6	BUF	W	3-1	35-35-10
39	1-3	@ HFD	*T	6-6	19-14-6	81	4-10	STL	W	4-3	36-35-10
40	1-6	@ NJ	L	1-5	19-15-6	82	4-11	@ STL	L	1-5	36-36-10
41	1-7	@ PIT	W	6-3	20-15-6	83	4-13	CHI	L	2-3	36-37-10
42	1-9	TB	W	6-4	21-15-6	84	4-15	@ DET	L	3-5	36-38-10

*OVERTIME

+ Neutral Site Games in Saskatoon



1991-92

32-42-6

70 PTS.

PLAYER	GP	G	A	PTS	PIM	PP	SH	GW	GT	SHOTS	SPCTG	+/-
Modano	76	33	44	77	46	5	0	8	2	256	12.9	-9
Bellows	80	30	45	75	41	12	1	4	0	255	11.8	-20
Gagner	78	31	40	71	107	17	0	3	0	229	13.5	-4
Dahlen	79	36	30	66	10	16	1	5	0	216	16.7	-5
Elik	62	14	32	46	125	4	3	1	0	118	11.9	0
Bobby Smith	68	9	37	46	109	3	0	1	0	129	7.0	-24
Propp	51	12	23	35	49	4	0	0	0	115	10.4	-3
N. Broten	76	8	26	34	16	4	1	1	0	119	6.7	-15
Craig	67	15	16	31	155	4	0	4	0	136	11.0	-12
Tinordi	63	4	24	28	179	4	0	0	0	93	4.3	-13
Duchesne	73	8	15	23	102	0	2	1	0	106	7.5	6
Miller (QUE)	36	5	10	15	12	1	0	2	0	46	10.9	-21
(MIN)	3	1	2	3	2	1	0	0	0	3	33.3	-1
Jim Johnson	71	4	10	14	102	0	0	1	0	86	4.7	11
Dahlquist	74	1	13	14	68	0	0	0	0	63	1.6	-10
Glynn	37	2	12	14	24	0	0	0	1	53	3.8	-16
McRae	59	5	8	13	245	0	0	0	0	64	7.8	-14
Hatcher	43	8	4	12	88	0	0	2	0	51	15.7	7
Ludwig	73	2	9	11	54	0	0	0	0	51	3.9	0
Bureau	46	6	4	10	50	0	0	0	0	53	11.3	-5
Shaw (NJR)	10	0	1	1	15	0	0	0	0	6	.0	1
(EDM)	12	1	1	2	8	0	0	0	0	15	6.7	-8
(MIN)	37	0	7	7	49	0	0	0	0	49	.0	-5
Gavin	35	5	4	9	27	0	1	1	0	49	10.2	0
Ramage	34	4	5	9	69	2	0	0	0	63	6.3	-4
D. Smith	33	2	4	6	33	0	0	0	0	29	6.9	-8
Churla	57	4	1	5	278	0	0	0	0	42	9.5	-12
Maltais	12	2	1	3	2	0	0	0	0	6	33.3	-1
Casey	52	0	2	2	26	0	0	0	0	0	.0	0
Pedersen	29	0	1	1	10	0	0	0	0	17	.0	-1
Martinson	1	0	0	0	9	0	0	0	0	0	.0	0
Sandelin	1	0	0	0	0	0	0	0	0	1	.0	-1
Klatt	1	0	0	0	0	0	0	0	0	1	.0	0
Berry	7	0	0	0	6	0	0	0	0	2	.0	-1
Janssens (NJR)	4	0	0	0	5	0	0	0	0	0	.0	-1
(MIN)	3	0	0	0	0	0	0	0	0	1	.0	-1
Ciccone	11	0	0	0	48	0	0	0	0	2	.0	2

GM#	DATE	OPP'T	RSLT	SCORE	RECORD	GM#	DATE	OPP'T	RSLT	SCORE	RECORD
1	10/5	CHI	W	4-2	1-0-0	41	1/11	SJ	W	7-4	19-19-3
2	10/10	QUE	W	3-2	2-0-0	42	1/13	EDM	L	4-7	19-20-3
3	10/12	DET	W	3-2	3-0-0	43	1/15	MTL	W	5-2	20-20-3
4	10/15	@ CGY	L	3-6	3-1-0	44	1/22	LA	*T	3-3	20-20-4
5	10/17	@ SJ	W	8-2	4-1-0	45	1/25	CHI	L	0-2	20-21-4
6	10/19	@ LA	L	2-5	4-2-0	46	1/27	@ BOS	L	2-3	20-22-4
7	10/22	CGY	L	2-4	4-3-0	47	1/28	@ HFD	W	4-3	21-22-4
8	10/24	PHI	L	2-5	4-4-0	48	1/30	@ PHI	L	3-5	21-23-4
9	10/26	BOS	W	4-0	5-4-0	49	2/1	NJR	L	1-2	21-24-4
10	10/29	@ NJR	L	2-3	5-5-0	50	2/3	TOR	W	4-2	22-24-4
11	10/31	@ PIT	L	1-8	5-6-0	51	2/5	@ TOR	*L	2-3	22-25-4
12	11/2	CHI	W	4-3	6-6-0	52	2/7	@ BUF	W	2-0	23-25-4
13	11/3	@ CHI	*T	4-4	6-6-1	53	2/9	@ HFD	*T	4-4	23-25-5
14	11/5	@ DET	W	3-2	7-6-1	54	2/11	EDM	L	4-5	23-26-5
15	11/6	@ TOR	L	3-4	7-7-1	55	2/13	WPG	W	6-1	24-26-5
16	11/9	PIT	L	2-3	7-8-1	56	2/15	PIT	W	5-2	25-26-5
17	11/12	TOR	W	7-0	8-8-1	57	2/17	@ MTL	L	0-8	25-27-5
18	11/16	@ STL	L	3-5	8-9-1	58	2/18	@ QUE	L	0-4	25-28-5
19	11/19	NJR	L	4-7	8-10-1	59	2/21	@ NJR	L	4-5	25-29-5
20	11/22	@ DET	L	3-4	8-11-1	60	2/22	@ NYI	L	1-2	25-30-5
21	11/23	DET	*T	2-2	8-11-2	61	2/24	@ NJ	W	3-1	26-30-5
22	11/29	TOR	L	2-3	8-12-2	62	2/26	MTL	L	1-4	26-31-5
23	11/30	@ TOR	W	4-3	9-12-2	63	2/29	HFD	*L	4-5	26-32-5
24	12/3	STL	*T	3-3	9-12-3	64	3/1	@ TOR	L	2-6	26-33-5
25	12/4	STL	W	5-2	10-12-3	65	3/3	@ WSH	W	3-1	27-33-5
26	12/7	WSH	L	2-4	10-13-3	66	3/5	@ DET	W	4-2	28-33-5
27	12/8	@ CHI	L	2-7	10-14-3	67	3/8	WPG	W	4-2	29-33-5
28	12/10	NJ	W	4-3	11-14-3	68	3/10	@ STL	L	2-5	29-34-5
29	12/12	@ VAN	L	5-7	11-15-3	69	3/11	TOR	L	0-3	29-35-5
30	12/14	@ SJ	W	3-2	12-15-3	70	3/14	DET	W	4-1	30-35-5
31	12/17	@ LA	W	2-1	13-15-3	71	3/17	BUF	W	3-1	31-35-5
32	12/21	PHI	L	0-3	13-16-3	72	3/19	@ CHI	L	1-4	31-36-5
33	12/26	@ WPG	W	3-2	14-16-3	73	3/21	@ QUE	L	2-4	31-37-5
34	12/28	STL	W	5-2	15-16-3	74	3/24	VAN	L	2-4	31-38-5
35	12/31	CHI	W	6-2	16-16-3	75	3/27	@ EDM	L	3-5	31-39-5
36	1/2	@ STL	L	1-6	16-17-3	76	3/28	@ CGY	L	3-4	31-40-5
37	1/4	VAN	W	4-3	17-17-3	77	3/31	BUF	W	5-3	32-40-5
38	1/5	@ CHI	L	2-5	17-18-3	78	4/12	STL	*T	1-1	32-40-6
39	1/7	@ WSH	W	5-3	18-18-3	79	4/14	DET	L	4-7	32-41-6
40	1/9	@ DET	L	4-9	18-19-3	80	4/16	@ DET	L	3-5	32-42-6

*OVERTIME

1990-91

27-39-14 68 PTS.



PLAYER	GP	G	A	PTS	PIM	PP	SH	GW	GT	SHOTS	SPCTG	+/-
Gagner	73	40	42	82	114	20	0	5	2	223	17.9	9
Bellows	80	35	40	75	43	17	0	4	0	296	11.8	-13
Propp	79	26	47	73	58	9	0	1	0	171	15.2	7
N. Broten	79	13	56	69	26	1	2	0	1	191	6.8	-3
Modano	79	28	36	64	65	9	0	2	2	232	12.1	2
Bobby Smith	73	15	31	46	60	7	0	2	1	121	12.4	-9
Dahlen	66	21	18	39	6	4	0	3	0	133	15.8	7
Tinordi	69	5	27	32	189	1	0	2	0	92	5.4	1
Smail (MIN)	57	7	13	20	38	0	2	0	0	89	7.9	-2
Glynn	66	8	11	19	83	3	0	0	0	111	7.2	-5
Duchesne	68	9	9	18	18	0	0	1	0	100	9.0	4
Berezan	52	11	6	17	30	1	3	1	0	73	15.1	-2
Sinisalo	46	5	12	17	24	1	1	1	0	68	7.4	-10
Murphy	31	4	11	15	38	1	0	2	0	103	3.9	-8
Jim Johnson	44	1	9	10	100	0	0	0	0	61	1.6	9
Giles	70	4	10	14	48	0	0	0	0	53	7.5	3
Craig	39	8	4	12	32	1	0	2	0	59	13.6	-11
Dahlquist (MIN)	42	2	6	8	33	0	0	0	0	37	5.4	-1
Wilkinson	50	2	9	11	117	0	0	0	0	55	3.6	-5
Gavin	38	4	4	8	36	0	1	0	0	56	7.1	-3
Bureau (MIN)	9	0	6	6	4	0	0	0	0	8	0.0	-3
Zettler	47	1	4	5	119	0	0	0	0	30	3.3	-10
Churla	40	2	2	4	286	0	0	0	0	32	6.3	1
Chambers	29	1	3	4	24	0	0	0	0	55	1.8	2
McRae	40	1	3	4	224	0	0	0	0	44	2.3	-8
DePalma	14	3	0	3	26	1	0	1	0	18	16.7	-5
Musil	8	0	2	2	23	0	0	0	0	5	0.0	0
Casey	55	0	2	2	22	0	0	0	0	0	0.0	0
Babe	1	0	1	1	0	0	0	0	0	0	0.0	1
MacLeod	1	0	1	1	0	0	0	0	0	1	0.0	1
Keczmer	9	0	1	1	6	0	0	0	0	6	0.0	0
Taglianetti	16	0	1	1	14	0	0	0	0	15	0.0	0
Gotaas	1	0	0	0	2	0	0	0	0	2	0.0	-1
Messier	2	0	0	0	0	0	0	0	0	0	0.0	0
Myllys	2	0	0	0	2	0	0	0	0	0	0.0	0
Evanis	4	0	0	0	19	0	0	0	0	2	0.0	-3
Kolstad	5	0	0	0	15	0	0	0	0	9	0.0	-2
McHugh	7	0	0	0	0	0	0	0	0	4	0.0	-3
Barber	7	0	0	0	4	0	0	0	0	10	0.0	0
Hayward (MIN)	26	0	0	0	2	0	0	0	0	0	0.0	0

GM#	DATE	OPP'T	SCORE	RSLT	RECORD	GM#	DATE	OPP'T	SCORE	RSLT	RECORD
1	10-4	STL	2-3	L	0-1-0	41	12-31	LA	2-4	L	11-23-7
2	10-6	NYI	4-2	W	1-1-0	42	1-2	@ DET	2-6	L	11-24-7
3	10-8	@ NYR	3-6	L	1-2-0	43	1-3	TOR	3-3	*T	11-24-8
4	10-9	@ NJ	2-5	L	1-3-0	44	1-5	VAN	5-6	L	11-25-8
5	10-11	BOS	3-3	*T	1-3-1	45	1-8	@ NYI	3-0	W	12-25-8
6	10-13	CHI	1-4	L	1-4-1	46	1-12	BUF	3-5	L	12-26-8
7	10-17	@ LA	2-5	L	1-5-1	47	1-13	@ CHI	3-5	L	12-27-8
8	10-20	@ STL	2-2	*T	1-5-2	48	1-15	MTL	1-5	L	12-28-8
9	10-21	@ CHI	1-7	L	1-6-2	49	1-17	WSH	5-2	W	13-28-8
10	10-24	HFD	3-0	W	2-6-2	50	1-21	@ WPG	0-2	L	13-29-8
11	10-26	@ DET	6-8	L	2-7-2	51	1-22	STL	7-3	W	14-29-8
12	10-27	DET	2-2	*T	2-7-3	52	1-25	@ WSH	2-2	*T	14-29-9
13	10-30	@ TOR	4-5	L	2-8-3	53	1-26	@ NJ	3-1	W	15-29-9
14	11-1	@ PHI	3-6	L	2-9-3	54	1-28	@ TOR	0-4	L	15-30-9
15	11-3	@ QUE	2-0	W	3-9-3	55	1-30	DET	5-2	W	16-30-9
16	11-4	@ MTL	2-2	*T	3-9-4	56	2-2	@ QUE	6-4	W	17-30-9
17	11-8	QUE	3-2	W	4-9-4	57	2-4	@ MTL	3-5	L	17-31-9
18	11-10	HFD	2-3	*L	4-10-4	58	2-7	TOR	4-2	W	18-31-9
19	11-13	PIT	1-4	L	4-11-4	59	2-9	DET	6-5	W	19-31-9
20	11-15	NYR	2-4	L	4-12-4	60	2-12	@ NYI	4-5	L	19-32-9
21	11-17	STL	2-3	L	4-13-4	61	2-13	@ BUF	6-6	*T	19-32-10
22	11-19	@ NYR	2-2	*T	4-13-5	62	2-16	@ DET	3-0	W	20-32-10
23	11-21	@ DET	3-4	L	4-14-5	63	2-20	EDM	5-1	W	21-32-10
24	11-23	VAN	6-4	W	5-14-5	64	2-23	CHI	3-3	*T	21-32-11
25	11-24	NJ	3-5	L	5-15-5	65	2-26	PHI	2-2	*T	21-32-12
26	11-27	@ VAN	1-1	*T	5-15-6	66	3-1	@ EDM	1-1	*T	21-32-13
27	11-30	@ WPG	4-2	W	6-15-6	67	3-2	@ CGY	1-5	L	21-33-13
28	12-1	PIT	6-3	W	7-15-6	68	3-6	EDM	5-1	W	22-33-13
29	12-5	@ TOR	3-2	W	8-15-6	69	3-9	DET	6-2	W	23-33-13
30	12-6	TOR	1-2	*L	8-16-6	70	3-10	CGY	7-3	W	24-33-13
31	12-8	PHI	7-0	W	9-16-6	71	3-12	BUF	5-2	W	25-33-13
32	12-11	CGY	4-5	L	9-17-6	72	3-14	@ STL	2-2	*T	25-33-14
33	12-13	@ STL	2-4	L	9-18-6	73	3-16	@ TOR	3-4	*L	25-34-14
34	12-15	CHI	5-1	W	10-18-6	74	3-17	TOR	4-3	W	26-34-14
35	12-16	@ CHI	2-5	L	10-19-6	75	3-22	@ WSH	1-3	L	26-35-14
36	12-20	@ PIT	3-4	L	10-20-6	76	3-24	@ CHI	4-5	L	26-36-14
37	12-22	@ BOS	2-6	L	10-21-6	77	3-25	STL	4-5	L	26-37-14
38	12-23	@ HFD	5-2	W	11-21-6	78	3-28	@ LA	5-6	L	26-38-14
39	12-26	WPG	4-6	L	11-22-6	79	3-30	CHI	2-1	W	27-38-14
40	12-29	BOS	4-4	*T	11-22-7	80	3-31	@ STL	1-2	L	27-39-14

*OVERTIME



1989-90

36-40-4 76 PTS.

PLAYER	GP	G	A	PTS	PIM	PP	SH	GW	GT	SHOTS	SPCTG	+/-
Bellows	80	55	44	99	72	21	1	9	0	300	18.3	-3
N. Broten	80	23	62	85	45	9	1	4	0	212	10.8	-16
Gagner	79	40	38	78	54	10	0	3	0	238	16.8	-1
Modano	80	29	46	75	63	12	0	2	0	172	16.9	-7
Gartner	67	34	36	70	32	15	4	2	0	240	14.2	-8
Murphy	77	10	58	68	44	4	0	1	1	173	5.8	-13
Dahlen (NYR)	63	18	18	36	30	13	0	4	0	111	16.2	-4
(MIN)	13	2	4	6	0	0	0	0	0	24	8.3	1
A. Broten (NJ)	42	10	8	18	36	1	2	0	0	83	12.0	-15
(MIN)	35	9	9	18	22	0	0	2	0	65	13.8	-8
Barber	44	15	19	34	32	4	0	2	0	100	15.0	4
McRae	66	9	17	26	351	2	0	2	0	95	9.5	-5
Chambers	78	8	18	26	81	0	1	2	0	116	6.9	-2
Gavin	80	12	13	25	76	0	3	1	0	146	8.2	9
Duchesne	72	12	8	20	33	0	1	1	0	93	12.9	5
Berezan	64	3	12	15	31	0	0	0	0	75	4.0	-4
Siren	53	1	13	14	60	0	0	0	0	53	1.9	1
Giles	74	1	12	13	48	0	0	0	0	55	1.8	3
Tinordi	66	3	7	10	240	1	0	0	0	50	6.0	0
Musil	56	2	8	10	109	0	0	1	0	78	2.6	0
Balderis	26	3	6	9	2	2	0	0	0	30	10.0	0
Brooke	38	4	4	8	33	0	3	0	0	65	6.2	-5
Zettler	31	0	8	8	45	0	0	0	0	21	0.0	-7
Donatelli	25	3	3	6	17	0	0	1	0	25	12.0	-11
Archibald	12	1	5	6	6	1	0	1	0	26	3.8	1
Churla	53	2	3	5	292	0	0	1	0	40	5.0	-4
Wilkinson	36	0	5	5	100	0	0	0	0	36	0.0	-1
Casey	61	0	3	3	18	0	0	0	0	0	0.0	0
Mackey	16	2	0	2	28	0	0	1	0	8	25.0	-3
Fraser	8	1	0	1	22	0	0	0	0	7	14.3	-5
Takko	21	0	1	1	2	0	0	0	0	0	0.0	0
Robinson	1	0	0	0	2	0	0	0	0	0	0.0	0
Messier	2	0	0	0	0	0	0	0	0	1	0.0	-2
McHugh	3	0	0	0	0	0	0	0	0	2	0.0	-1
Leiter	4	0	0	0	0	0	0	0	0	5	0.0	-2
Gaetz	5	0	0	0	33	0	0	0	0	4	0.0	-5
More	5	0	0	0	16	0	0	0	0	4	0.0	1
Thyer	5	0	0	0	0	0	0	0	0	4	0.0	-3
Lappin	6	0	0	0	2	0	0	0	0	8	0.0	-5
Myljys	4	0	0	0	0	0	0	0	0	0	0.0	0

GM#	DATE	OPP'T	SCORE	RSLT	RECORD	GM#	DATE	OPP'T	SCORE	RSLT	RECORD
1	10-5	NYI	6-5	W	1-0-0	41	12-31	STL	2-1	*W	18-20-3
2	10-7	@ HFD	6-4	W	2-0-0	42	1-4	NYR	8-2	W	19-20-3
3	10-8	@ BUF	2-2	*T	2-0-1	43	1-6	DET	4-3	W	20-20-3
4	10-12	STL	3-0	W	3-0-1	44	1-9	@ DET	0-9	L	20-21-3
5	10-14	QUE	3-2	W	4-0-1	45	1-11	NYI	4-8	L	20-22-3
6	10-17	@ NYI	6-3	W	5-0-1	46	1-13	DET	6-4	W	21-22-3
7	10-18	@ DET	3-4	L	5-1-1	47	1-15	@ MTL	3-4	L	21-23-3
8	10-21	@ QUE	2-7	L	5-2-1	48	1-17	@ CHI	1-3	L	21-24-3
9	10-25	BUF	4-2	W	6-2-1	49	1-18	QUE	7-4	W	22-24-3
10	10-26	@ STL	1-4	L	6-3-1	50	1-24	@ TOR	3-7	L	22-25-3
11	10-28	PHI	6-5	W	7-3-1	51	1-26	@ VAN	6-3	W	23-25-3
12	10-31	TOR	4-6	L	7-4-1	52	1-27	@ CGY	1-3	L	23-26-3
13	11-2	@ CHI	3-4	*L	7-5-1	53	1-29	WPG	4-2	W	24-26-3
14	11-4	CHI	3-0	W	8-5-1	54	1-31	WSH	3-4	*L	24-27-3
15	11-6	@ TOR	1-2	L	8-6-1	55	2-3	@ PHI	6-7	*L	24-28-3
16	11-9	DET	5-1	W	9-6-1	56	2-4	@ NYR	3-4	L	24-29-3
17	11-11	CGY	3-2	*W	10-6-1	57	2-7	HFD	3-5	L	24-30-3
18	11-12	TOR	6-3	W	11-6-1	58	2-10	CHI	6-4	W	25-30-3
19	11-15	@ NJ	2-1	*W	12-6-1	59	2-11	@ WSH	3-5	L	25-31-3
20	11-16	@ PHI	3-6	L	12-7-1	60	2-13	STL	1-2	*L	25-32-3
21	11-18	STL	3-0	W	13-7-1	61	2-15	LA	6-3	W	26-32-3
22	11-21	@ STL	4-7	L	13-8-1	62	2-18	@ EDM	2-3	L	26-33-3
23	11-22	TOR	6-3	W	14-8-1	63	2-21	@ LA	2-4	L	26-34-3
24	11-24	NJ	7-6	W	15-8-1	64	2-24	BOS	2-3	L	26-35-3
25	11-26	CHI	5-3	W	16-8-1	65	2-27	WPG	8-3	W	27-35-3
26	11-30	@ CGY	2-5	L	16-9-1	66	3-3	MTL	3-2	W	28-35-3
27	12-2	@ EDM	1-6	L	16-10-1	67	3-4	@ PIT	6-8	L	28-36-3
28	12-3	@ VAN	5-6	L	16-11-1	68	3-7	CHI	5-4	W	29-36-3
29	12-6	MTL	1-4	L	16-12-1	69	3-10	NYR	2-2	*T	29-36-4
30	12-8	@ DET	1-2	L	16-13-1	70	3-12	@ TOR	4-1	W	30-36-4
31	12-9	DET	1-3	L	16-14-1	71	3-13	NJ	1-3	L	30-37-4
32	12-12	VAN	2-4	L	16-15-1	72	3-17	@ PIT	6-2	W	31-37-4
33	12-14	PIT	4-4	*T	16-15-2	73	3-18	WSH	3-4	L	31-38-4
34	12-16	@ TOR	4-3	W	17-15-2	74	3-20	LA	5-2	W	32-38-4
35	12-19	EDM	0-5	L	17-16-2	75	3-22	@ DET	5-1	W	33-38-4
36	12-21	@ BOS	2-4	L	17-17-2	76	3-24	@ BOS	7-6	W	34-38-4
37	12-23	@ HFD	3-4	L	17-18-2	77	3-26	TOR	5-4	W	35-38-4
38	12-26	@ WPG	3-5	L	17-19-2	78	3-29	@ BUF	2-4	L	35-39-4
39	12-28	@ CHI	1-1	*T	17-19-3	79	3-31	@ STL	6-3	W	36-39-4
40	12-30	@ STL	2-3	L	17-20-3	80	4-1	@ CHI	1-4	L	36-40-4

*OVERTIME

1988-89



27-37-16 70 PTS.

PLAYER	GP	G	A	PTS	PIM	PP	SH	GW	GT	SHOTS	SPCTG	+/-
Gagner	75	35	43	78	104	11	3	3	2	183	19.1	13
Ciccarelli	65	32	37	64	64	3	0	0	0	208	15.4	-16
Gartner (WSH)	56	26	29	55	71	2	0	0	1	190	13.7	8
(MIN)	13	7	7	14	2	0	0	0	0	43	21.0	0
N. Broten	68	18	38	56	57	4	5	5	0	160	11.3	1
Habscheid	76	23	31	54	40	7	3	3	0	182	12.6	2
Bellows	60	23	27	50	55	7	7	4	0	196	11.7	-14
Murphy (WSH)	65	7	29	36	70	3	0	0	0	129	5.4	-5
(MIN)	13	4	6	10	12	3	0	0	1	31	12.9	5
MacLellan	60	16	23	39	104	7	0	0	0	114	14.0	0
Larson (MIN)	11	0	0	0	18	0	0	0	0	19	0.0	-3
Archibald	72	14	19	33	14	4	0	2	0	105	13.3	-1
McHae	78	28	31	55	34	0	0	0	0	125	11.9	-8
Chavin	79	18	26	36	34	0	0	0	0	126	6.8	-4
Chambers	19	5	5	10	80	1	2	0	0	41	6.8	-4
Musi	55	1	20	24	24	0	0	0	0	78	1.3	-4
Hartsburg	30	4	14	18	47	1	0	0	0	75	5.3	-8
Rouse	66	4	13	17	124	0	1	0	0	66	6.1	-5
Brooke	57	7	9	16	57	0	1	2	0	77	9.1	-12
Giles	76	5	10	15	77	0	1	0	0	64	7.8	2
Pasek	48	4	10	14	30	0	0	0	0	86	4.7	-8
Barber	23	1	8	2	8	3	0	0	2	42	19.0	7
Berezan (MIN)	23	1	3	2	4	0	0	0	0	16	6.3	0
Sirgn (MIN)	38	10	10	20	58	0	0	0	0	39	5.1	-14
DePalma	38	7	7	15	108	1	0	0	0	42	11.9	-14
Fraser	35	5	5	10	76	1	1	0	0	58	8.6	-15
Schreiber	25	2	2	4	10	0	0	0	0	41	4.9	-5
Mantha	16	6	6	12	10	1	1	0	0	32	3.1	-1
Kolstad	25	5	5	10	42	1	1	0	0	41	2.4	-5
Hardy	15	2	2	4	26	0	0	0	1	19	10.5	-1
Babe	14	3	3	6	19	0	0	0	0	15	13.3	3
Tinordi	47	2	2	4	107	0	0	0	0	39	5.1	-9
Gotaas	12	3	3	6	6	1	0	0	0	18	5.6	-1
Nuskowski	4	1	1	2	4	0	0	0	0	6	50.0	0
Martin	1	1	1	2	4	0	0	0	0	6	16.7	1
Hodge	5	5	5	10	0	0	0	0	0	6	16.7	1
Gaetz	12	0	2	2	53	0	0	0	0	88	0.0	-3
Churlia (MIN)	13	0	0	0	54	0	0	0	0	6	16.7	0
Dineen	2	0	1	1	2	0	0	0	0	7	0.0	-4
Messier	3	0	1	1	0	0	0	0	0	3	0.0	-1
Maruk	0	0	0	0	0	0	0	0	0	0	0.0	0
Casey	55	1	1	2	10	0	0	0	0	6	0.0	0
Berger	0	0	0	0	0	0	0	0	0	0	0.0	0
Kaminski	1	0	0	0	0	0	0	0	0	0	0.0	-1
Zettler	0	0	0	0	0	0	0	0	0	0	0.0	0
Zetter	1	0	0	0	0	0	0	0	0	0	0.0	-1
McHugh	3	0	0	0	2	0	0	0	0	0	0.0	-1
Zemlak	3	0	0	0	13	0	0	0	0	1	0.0	0
Jerrard	5	0	0	0	4	0	0	0	0	8	0.0	1

GM#	DATE	OPP'T	RSLT	SCORE	RECORD	GM#	DATE	OPP'T	RSLT	SCORE	RECORD
1	10-6	STL	L	3-8	0-1-0	41	1-10	@ PHI	L	2-3	13-21-7
2	10-8	MTL	L	3-4	0-2-0	42	1-12	PIT	L	2-9	13-22-7
3	10-9	@ QUE	L	1-4	0-3-0	43	1-14	CGY	*T	1-1	13-22-8
4	10-13	PHI	L	6-7	0-4-0	44	1-15	@ WPG	W	4-1	14-22-8
5	10-15	BOS	W	5-1	1-4-0	45	1-18	@ BUF	*T	3-3	14-22-9
6	10-17	@ EDM	*T	3-3	1-4-1	46	1-19	@ TOR	*T	3-3	14-22-10
7	10-19	CGY	L	1-2	1-5-1	47	1-21	@ NYI	L	6-8	14-23-10
8	10-22	@ TOR	L	2-8	1-6-1	48	1-23	NJ	W	7-2	15-23-10
9	10-26	DET	L	2-3	1-7-1	49	1-26	QUE	W	5-3	16-23-10
10	10-28	@ DET	L	1-4	1-8-1	50	1-28	NJ	*T	4-4	16-23-11
11	10-29	DET	W	3-2	2-8-1	51	1-30	WSH	*T	4-4	16-23-12
12	11-3	@ CHI	L	1-4	2-9-1	52	2-1	BOS	*T	4-4	16-23-13
13	11-5	CHI	*T	5-5	2-9-2	53	2-4	@ QUE	L	3-6	16-24-13
14	11-9	DET	L	3-6	2-10-2	54	2-5	@ NYR	L	5-3	17-24-13
15	11-10	@ HFD	*T	5-3	2-10-3	55	2-9	VAN	W	3-2	18-24-13
16	11-12	HFD	L	1-3	2-11-3	56	2-11	DET	L	1-5	18-25-13
17	11-14	@ TOR	L	5-4	3-11-3	57	2-14	CHI	L	2-4	18-26-13
18	11-15	WSH	L	2-4	3-12-3	58	2-15	@ DET	L	2-4	18-27-13
19	11-17	VAN	L	7-6	4-12-3	59	2-18	HFD	L	3-4	18-28-13
20	11-19	NYR	W	1-4	4-13-3	60	2-21	@ PIT	*T	3-2	19-28-13
21	11-23	EDM	*T	3-3	4-13-4	61	2-22	@ CHI	*T	5-5	19-28-14
22	11-25	TOR	W	5-3	5-13-4	62	2-25	CHI	L	2-4	19-29-14
23	11-26	TOR	W	6-3	6-13-4	63	2-28	@ TOR	L	4-2	20-29-14
24	11-29	CHI	W	4-2	7-13-4	64	3-1	@ WSH	L	1-5	20-30-14
25	12-1	@ BOS	L	1-1	8-13-4	65	3-4	@ CHI	W	4-3	21-30-14
26	12-3	HFD	L	4-2	9-13-4	66	3-5	@ NYI	L	0-2	21-31-14
27	12-6	STL	W	0-3	9-14-4	67	3-7	@ NJ	*T	5-3	22-31-14
28	12-7	MTL	*T	2-2	9-14-5	68	3-11	DET	W	2-2	22-31-15
29	12-10	STL	L	1-3	9-15-5	69	3-12	@ STL	L	5-3	23-31-15
30	12-13	@ DET	L	4-5	9-16-5	70	3-14	TOR	L	3-5	23-32-15
31	12-15	BUF	*T	2-2	9-16-6	71	3-16	CHI	W	6-1	24-32-15
32	12-17	LA	W	3-2	10-16-6	72	3-18	BUF	W	3-0	25-32-15
33	12-19	@ VAN	L	1-5	10-17-6	73	3-20	PIT	L	7-2	26-32-15
34	12-21	LA	L	6-8	10-18-6	74	3-22	@ NYR	L	1-3	26-33-15
35	12-26	WPG	L	5-1	11-18-6	75	3-23	@ NYI	L	1-3	26-34-15
36	12-28	@ CHI	L	3-4	11-19-6	76	3-25	@ MTL	*T	1-1	26-34-16
37	12-30	STL	*T	5-5	11-19-7	77	3-27	CGY	L	2-3	26-35-16
38	12-31	STL	W	6-2	12-19-7	78	3-29	@ TOR	L	1-3	26-36-16
39	1-2	EDM	*L	2-3	12-20-7	79	3-31	@ DET	L	5-1	27-36-16
40	1-5	PHI	W	5-3	13-20-7	80	4-2	@ WPG	L	2-3	27-37-16



1987-88

19-48-13

51 PTS.

PLAYER	GP	G	A	PTS	PIM	PP	SH	GW	GT	SHOTS	SPCTG	+/-
Ciccarelli	67	41	45	86	79	13	1	2	0	262	15.6	-29
Bellows	77	40	41	81	81	21	1	4	2	283	14.2	-44
MacLellan	75	22	29	48	74	7	0	0	0	194	8.2	-44
Lawton	74	17	34	41	71	7	0	4	0	185	11.0	-10
N. Broten	54	9	30	39	32	4	1	0	1	121	7.4	-23
Martha (MIN)	30	9	13	22	4	2	0	0	3	107	8.4	-14
D. Archibald	78	23	20	33	26	3	0	2	0	96	13.5	-17
Brooke	77	5	20	25	108	1	1	1	0	127	3.9	-6
Bugstad	33	10	12	22	15	3	0	3	1	72	13.9	2
Acton	46	8	11	19	74	0	1	0	0	49	16.3	-9
Gagner	51	8	11	19	55	2	2	0	0	87	9.2	-14
Hartsburg	27	3	16	19	62	2	1	1	0	83	8.6	-2
Go. Dineen (NYI)	57	3	12	19	62	0	0	0	0	56	8.6	-9
(MIN)	13	1	1	2	21	0	0	0	0	6	6.6	-
Musul	80	1	8	17	213	1	1	1	0	78	16.5	-2
Ruskowski	47	12	12	17	76	2	0	0	0	33	15.2	-15
McRae	80	5	11	16	382	0	0	0	0	107	4.7	-28
Habscheid	16	4	11	15	6	3	0	0	0	44	9.1	-4
R. Wilson	24	2	12	14	16	1	1	0	0	40	5.0	-4
Giles (MIN)	59	1	12	13	66	0	0	0	0	60	1.7	-28
Graham	28	7	5	12	2	4	0	0	0	66	10.6	-11
Fraser (MIN)	10	0	1	1	20	0	0	0	0	2	4.8	-7
Rouse	74	12	12	16	168	0	0	0	1	67	10.9	-30
Mruk	22	4	5	11	3	2	2	1	0	45	10.0	-4
Schreiber	16	7	6	11	11	0	0	0	0	29	20.7	-4
Roberts	48	1	10	11	103	0	0	0	0	33	3.0	-17
Viveiros	24	1	9	11	6	0	0	0	0	35	2.9	-5
Chambers	19	1	7	8	21	1	0	0	0	28	3.6	-6
Zemlak	54	1	4	5	307	0	0	0	0	19	5.3	-15
Berger	29	3	3	4	65	3	0	0	0	41	7.3	-19
Payhe	9	1	1	2	12	0	0	0	0	15	6.7	-1
Boh	88	2	1	3	3	0	0	0	0	188	25.0	1
Micheletti	12	2	0	4	4	0	0	0	0	18	11.1	2
DePalma	17	0	1	1	16	0	0	0	0	12	12.5	2
Price	14	0	2	2	20	0	0	0	0	10	10.0	0
Luer	6	0	0	0	29	0	0	0	0	1	100.0	0
Roy	12	1	0	1	0	0	0	0	0	14	7.1	-6
J. Barrett	1	0	1	1	2	0	0	0	0	0	0.0	-3
Babe	6	0	0	0	4	0	0	0	0	0	0.0	-1
Messier	13	1	1	1	11	0	0	0	0	5	0.0	-5
Caulfield	1	0	0	0	0	0	0	0	0	0	0.0	0
Duggan	1	0	0	0	0	0	0	0	0	0	0.0	0
Hirsch	1	0	0	0	0	0	0	0	0	0	0.0	1
Houck	1	0	0	0	0	0	0	0	0	0	0.0	0
Tomlinson	1	0	0	0	0	0	0	0	0	0	0.0	0
Pryor	3	0	0	0	6	0	0	0	0	3	0.0	-1
Servinis	5	0	0	0	0	0	0	0	0	0	0.0	-2
Terry	5	0	0	0	0	0	0	0	0	3	0.0	-4

GM#	DATE	OPP'T	RSLT	SCORE	RECORD	GM#	DATE	OPP'T	RSLT	SCORE	RECORD
1	10-8	@ BUF	*T	2-2	0-0-1	41	1-5	@ NYI	*T	3-3	13-22-6
2	10-10	@ PHI	L	4-5	0-1-1	42	1-6	@ TOR	*T	5-5	13-22-7
3	10-12	@ NYR	L	2-4	0-2-1	43	1-9	L NJ	L	3-4	13-23-7
4	10-14	L TOR	L	4-3	1-2-1	44	1-11	L LA	L	4-5	13-24-7
5	10-17	L WPG	L	2-5	1-3-1	45	1-13	L TOR	*T	3-3	13-24-8
6	10-19	@ MTL	L	1-5	1-4-1	46	1-15	@ DET	L	1-2	13-25-8
7	10-22	@ QUE	W	5-3	2-4-1	47	1-16	L DET	L	4-2	14-25-8
8	10-24	@ TOR	W	7-4	3-4-1	48	1-19	L HFD	L	3-6	14-26-8
9	10-27	@ STL	W	5-3	4-4-1	49	1-21	@ BOS	L	1-6	14-27-8
10	10-29	L STL	W	2-3	4-5-1	50	1-23	@ HFD	L	0-5	14-28-8
11	10-31	L WSH	*T	3-3	4-5-2	51	1-24	@ PHI	W	5-3	15-28-8
12	11-3	@ DET	*T	2-2	4-5-3	52	1-27	@ NYI	W	2-1	16-28-9
13	11-4	L DET	W	7-4	5-5-3	53	1-28	@ STL	L	1-9	16-29-9
14	11-7	L VAN	L	1-4	5-6-3	54	1-30	@ LA	L	0-5	16-30-9
15	11-8	@ CHI	L	5-8	5-7-3	55	2-3	L STL	L	0-2	16-31-9
16	11-11	L CGY	L	3-4	5-8-3	56	2-4	@ PIT	L	0-1	16-32-9
17	11-13	@ BUF	W	5-4	6-8-3	57	2-6	L WPG	*T	8-8	16-32-9
18	11-14	@ WSH	L	1-4	6-9-3	58	2-13	L QUE	L	3-7	16-33-9
19	11-18	L CHI	L	2-5	6-10-3	59	2-17	L LA	L	4-5	16-34-9
20	11-19	L NYR	L	4-3	7-10-3	60	2-20	L WSH	L	0-3	16-35-9
21	11-21	L BOS	L	5-7	7-11-3	61	2-22	L TOR	W	4-2	17-35-9
22	11-25	L STL	L	3-4	7-12-3	62	2-24	@ TOR	L	2-4	17-36-9
23	11-27	L MTL	W	4-2	8-12-3	63	2-27	@ BOS	L	4-7	17-37-9
24	11-28	@ STL	L	6-4	9-12-3	64	2-28	@ NYI	L	6-8	17-38-9
25	12-1	@ TOR	*W	3-2	10-12-3	65	3-1	@ PIT	L	3-8	17-39-9
26	12-5	@ CGY	*T	4-4	10-12-4	66	3-3	L DET	L	3-6	17-40-9
27	12-6	@ EDM	L	4-10	10-13-4	67	3-5	L CHI	L	2-4	17-41-9
28	12-8	@ VAN	L	3-2	11-13-4	68	3-9	L BUF	L	2-6	17-42-9
29	12-10	L STL	L	4-5	11-14-4	69	3-12	L PIT	*W	6-3	18-42-9
30	12-12	L QUE	L	0-5	11-15-4	70	3-14	L MTL	*T	2-2	18-42-10
31	12-16	L CHI	L	2-4	11-16-4	71	3-16	L DET	L	1-2	18-43-10
32	12-18	@ DET	L	3-8	11-17-4	72	3-17	@ STL	*T	2-2	18-43-11
33	12-19	L NJ	L	1-3	11-18-4	73	3-20	L EDM	*T	5-5	18-43-12
34	12-21	@ TOR	*T	0-0	11-18-5	74	3-21	L NYI	L	1-5	18-44-12
35	12-23	@ PHI	L	3-5	11-19-5	75	3-23	@ CHI	L	5-4	19-44-12
36	12-26	@ WPG	*L	4-5	11-20-5	76	3-26	L HFD	L	1-8	19-45-12
37	12-27	L DET	L	4-4	12-20-5	77	3-28	L CHI	*T	7-7	19-45-13
38	12-30	@ CHI	W	6-4	13-20-5	78	3-30	L EDM	L	3-6	19-46-13
39	12-31	L CHI	L	1-4	13-21-5	79	4-1	@ VAN	L	1-6	19-47-13
40	1-2	L NYR	L	3-5	13-22-5	80	4-3	@ CGY	L	1-4	19-48-13

1986-87



30-40-10 70 PTS.

PLAYER	GP	G	A	PTS	PIM	PP	SH	GW	GT	SHOTS	SPCTG	+/-
Ciccarelli	80	52	51	103	88	22	0	5	3	255	20.4	10
MacLellan	76	32	31	63	69	13	0	5	1	146	21.9	-12
Hartsburg	73	11	50	61	93	4	0	1	1	189	5.8	-2
Graham	76	25	29	54	142	6	5	2	0	197	12.7	-2
Bellows	65	26	27	53	34	8	1	2	0	200	13.0	-13
N. Broten	46	18	35	53	33	4	0	2	0	112	11.1	12
N. Broten	67	16	30	46	32	4	0	2	0	144	11.1	5
Musik	44	13	33	46	12	8	2	3	0	89	14.6	2
Nilsson	78	16	29	45	56	1	1	3	0	126	12.7	-15
Lawton	66	21	23	44	86	2	0	2	0	125	16.8	20
Wilson	56	12	29	41	36	6	0	2	1	138	8.7	-9
Brooke (NYR)	15	3	5	8	20	0	0	0	0	24	12.5	-3
Brooke (MIN)	65	10	18	28	78	1	1	0	0	114	8.8	-6
Brad Maxwell (MIN)	17	2	7	9	31	0	0	1	0	33	6.1	3
Boutilier (BOS)	52	5	9	14	84	1	1	0	0	68	7.4	-2
Boutilier (MIN)	10	2	4	6	8	0	0	0	0	21	9.5	1
DePalma	56	9	6	15	219	2	0	0	0	56	16.1	-7
Bjugstad	39	4	9	13	43	0	0	0	0	58	6.9	-6
G. Roberts	67	3	10	13	68	0	0	1	0	43	7.0	-7
Rouse	72	2	10	12	179	0	0	0	0	71	2.8	6
Plett	67	6	5	11	263	0	0	1	0	50	12.0	1
Musil	72	2	9	11	148	0	0	0	0	83	2.4	0
Pavelich	12	4	6	10	10	0	0	0	0	25	16.0	7
Payne	48	4	6	10	19	0	0	0	0	67	6.0	-12
Helminen (NYR)	21	2	4	6	2	1	0	0	0	24	8.3	-8
Helminen (MIN)	6	0	1	1	0	0	0	0	0	6	0.0	-3
Gronstrand	47	1	6	7	27	0	0	0	0	32	3.1	4
McKegney	11	2	3	5	16	0	0	0	0	15	13.3	2
Pryor	50	1	3	4	49	0	0	0	0	20	5.0	-6
Giles	11	0	3	3	2	0	0	0	0	5	0.0	4
Habscheid	15	2	0	2	2	1	0	0	0	14	14.3	-6
Houck	12	0	2	2	2	0	0	0	0	10	0.0	-2
Viveiros	1	0	1	1	0	0	0	0	0	1	0.0	0
J. Archibald	1	0	0	0	2	0	0	0	0	1	0.0	-1
Chisholm	1	0	0	0	0	0	0	0	0	0	0.0	0
Toomey	1	0	0	0	0	0	0	0	0	2	0.0	-1
R. Smith	2	0	0	0	0	0	0	0	0	0	0.0	-2
Sands	3	0	0	0	0	0	0	0	0	0	0.0	0
Hallin	6	0	0	0	4	0	0	0	0	5	0.0	-3
Carlson	8	0	0	0	13	0	0	0	0	1	0.0	0
Takko	38	0	0	0	14	0	0	0	0	1	0.0	0
Beaupre	47	0	0	0	16	0	0	0	0	0	0.0	0

GM#	DATE	OPP'T	RSLT	SCORE	RECORD	GM#	DATE	OPP'T	RSLT	SCORE	RECORD
1	10-11	@ QUE	*T	4-4	0-0-1	41	1-8	BUF	*W	5-4	17-20-4
2	10-13	@ MTL	L	4-6	0-1-1	42	1-10	HFD	W	4-3	18-20-4
3	10-16	BOS	L	3-5	0-2-1	43	1-12	STL	*T	4-4	18-20-5
4	10-18	VAN	W	4-1	1-2-1	44	1-14	@ TOR	W	3-2	19-20-5
5	10-19	@ CHI	W	8-5	2-2-1	45	1-17	CHI	W	3-2	20-20-5
6	10-22	@ STL	W	8-3	3-2-1	46	1-18	@ WPG	L	3-5	20-21-5
7	10-24	@ WSH	L	2-8	3-3-1	47	1-20	BUF	W	5-0	21-21-5
8	10-26	@ PHI	L	1-4	3-4-1	48	1-23	@ LA	W	6-3	22-21-5
9	10-28	CGY	W	7-4	4-4-1	49	1-29	@ CGY	*T	3-3	22-21-6
10	10-30	DET	L	1-3	4-5-1	50	1-30	@ EDM	*T	2-2	22-21-7
11	11-1	CHI	L	5-6	4-6-1	51	2-1	@ VAN	W	4-3	23-21-7
12	11-5	@ CHI	L	2-4	4-7-1	52	2-4	EDM	*L	5-6	23-22-7
13	11-6	PIT	W	4-1	5-7-1	53	2-6	@ DET	L	4-6	23-23-7
14	11-8	TOR	L	2-4	5-8-1	54	2-7	DET	L	3-5	23-24-7
15	11-11	WSH	*T	2-2	5-8-2	55	2-14	CGY	L	2-3	23-25-7
16	11-15	NYI	L	3-7	5-9-2	56	2-15	STL	W	3-2	24-25-7
17	11-18	STL	L	3-4	5-10-2	57	2-18	VAN	W	7-3	25-25-7
18	11-19	@ STL	L	5-7	5-11-2	58	2-19	@ STL	L	2-6	25-26-7
19	11-22	NJ	W	6-2	6-11-2	59	2-21	@ BOS	L	0-1	25-27-7
20	11-26	CHI	W	5-2	7-11-2	60	2-23	@ MTL	W	4-3	26-27-7
21	11-28	TOR	W	6-3	8-11-2	61	2-24	@ QUE	L	4-5	26-28-7
22	11-29	@ TOR	W	7-2	9-11-2	62	2-28	LA	W	6-3	27-28-7
23	12-2	@ BUF	W	5-4	10-11-2	63	3-1	PHI	W	5-4	28-28-7
24	12-4	@ NJ	W	5-3	11-11-2	64	3-3	@ LA	*T	4-4	28-28-8
25	12-6	@ PIT	W	2-5	11-12-2	65	3-5	@ DET	L	3-9	28-29-8
26	12-9	EDM	L	2-3	11-13-2	66	3-7	PIT	L	3-7	28-30-8
27	12-11	@ DET	*T	6-6	11-13-3	67	3-9	MTL	L	4-5	28-31-8
28	12-13	PHI	W	5-4	12-13-3	68	3-11	TOR	L	2-4	28-32-8
29	12-15	@ NYR	W	4-3	13-13-3	69	3-14	DET	L	3-4	28-33-8
30	12-16	@ NYI	L	2-4	13-14-3	70	3-15	@ CHI	W	4-2	29-33-8
31	12-18	@ TOR	*W	6-5	14-14-3	71	3-17	CHI	*T	3-3	29-33-9
32	12-20	QUE	L	1-4	14-15-3	72	3-19	@ BOS	L	2-6	29-34-9
33	12-23	TOR	*L	3-4	14-16-3	73	3-21	@ HFD	L	1-5	29-35-9
34	12-26	WPG	W	4-2	15-16-3	74	3-23	STL	L	5-8	29-36-9
35	12-28	@ WPG	L	4-5	15-17-3	75	3-25	@ TOR	W	6-2	30-36-9
36	12-31	HFD	W	5-2	16-17-3	76	3-27	@ NJ	L	2-5	30-37-9
37	1-2	@ DET	L	1-2	16-18-3	77	3-29	@ WSH	L	2-4	30-38-9
38	1-3	DET	L	2-3	16-19-3	78	3-30	NYR	L	5-6	30-39-9
39	1-5	@ NYR	*T	3-3	16-19-4	79	4-1	@ CHI	*L	4-4	30-39-10
40	1-6	@ NYI	L	3-5	16-20-4	80	4-4	@ STL	L	1-4	30-40-10

*OVERTIME



1985-86

38-33-9

85 PTS.

PLAYER	GP	G	A	PTS	PIM	PP	SH	GW	GT	SHOTS	SPCTG	+/-
N. Broten	80	29	76	105	47	6	0	0	0	193	15.0	14
Ciccarelli	75	44	45	89	51	19	0	5	1	262	16.8	12
Bellows	77	31	48	79	46	11	2	2	2	256	12.1	16
Bjugstad	80	43	33	76	24	14	1	6	0	217	19.8	5
Nilsson	61	16	44	60	10	8	0	2	0	122	13.1	4
Acton	79	26	32	58	100	5	2	2	0	169	15.4	-11
Maruk	70	21	37	58	67	1	0	2	0	135	15.6	13
Hartsburg	75	10	47	57	127	4	0	2	0	185	5.4	7
Graham	80	22	33	55	87	0	4	3	0	173	12.7	-6
McKegney	70	15	25	40	48	3	1	0	0	141	10.6	-5
Lawton	65	18	17	35	36	4	0	7	0	98	18.4	10
Giles	69	6	21	27	30	0	0	1	0	59	10.2	19
McCarthy	25	12	12	24	12	4	0	2	0	45	26.7	-3
G. Roberts	76	2	21	23	101	0	0	0	0	66	3.0	14
Plett	59	10	7	17	231	4	0	0	0	72	13.9	-20
Rouse	75	1	14	15	151	0	0	1	0	91	1.1	15
Payne	22	8	4	12	8	3	0	2	0	60	13.3	0
Langevin	80	0	8	8	58	0	0	0	0	54	0.0	-17
Hospodar (MIN)	43	0	2	2	91	0	0	0	0	33	0.0	8
Hallin	38	3	2	5	86	0	0	1	0	29	10.3	-3
Habscheid	6	2	3	5	0	1	0	0	0	8	25.0	-2
Levie	14	2	2	4	8	0	0	0	0	22	9.1	-5
Coulis	19	2	2	4	73	0	0	0	0	13	15.4	-5
Wilson	11	1	3	4	8	1	0	0	0	21	4.8	-2
Richter	14	0	3	3	29	0	0	0	0	5	0.0	-6
Stewart	8	0	2	2	13	0	0	0	0	3	0.0	2
Berglund	3	2	0	2	2	1	0	0	0	6	33.3	0
Sherven	13	0	2	2	11	0	0	0	0	8	0.0	1
Houck	3	1	0	1	0	0	0	0	0	3	33.3	1
Viveiros	4	0	1	1	0	0	0	0	0	4	0.0	2
Pryor	7	0	1	1	0	0	0	0	0	8	0.0	0
DePalma	1	0	0	0	0	0	0	0	0	0	0.0	0
R. Smith	1	0	0	0	0	0	0	0	0	0	0.0	0
Takko	1	0	0	0	0	0	0	0	0	0	0.0	0
Mandich	3	0	0	0	25	0	0	0	0	0	0.0	0
Jensen	5	0	0	0	7	0	0	0	0	1	0.0	-2
Melanson	6	0	0	0	0	0	0	0	0	0	0.0	0
J. Archibald	11	0	0	0	32	0	0	0	0	7	0.0	-3
Casey	26	0	0	0	6	0	0	0	0	0	0.0	0
Beaupre	52	0	0	0	34	0	0	0	0	0	0.0	0

GM#	DATE	OPP'T	RSLT	SCORE	RECORD	GM#	DATE	OPP'T	RSLT	SCORE	RECORD
1	10-10	@ DET	*T	6-6	0-0-1	41	1-11	WSH	W	5-3	16-18-7
2	10-12	BUF	L	2-6	0-1-1	42	1-14	CHI	*T	3-3	16-18-8
3	10-15	@ PIT	L	2-3	0-2-1	43	1-16	STL	W	4-3	17-18-8
4	10-17	DET	W	10-1	1-2-1	44	1-18	@ TOR	W	5-2	18-18-8
5	10-19	@ PHI	L	3-7	1-3-1	45	1-19	@ PIT	L	2-3	18-19-8
6	10-22	STL	W	5-4	2-3-1	46	1-21	@ WSH	L	5-7	18-20-8
7	10-23	@ STL	*T	4-4	2-3-2	47	1-23	MTL	L	2-5	18-21-8
8	10-26	@ TOR	W	7-5	3-3-2	48	1-25	WSH	L	3-6	18-22-8
9	10-27	@ BUF	L	2-3	3-4-2	49	1-27	NJ	W	6-2	19-22-8
10	10-30	CHI	L	5-6	3-5-2	50	1-29	@ LA	L	3-4	19-23-8
11	11-2	WPG	L	1-3	3-6-2	51	1-31	@ VAN	L	5-10	19-24-8
12	11-6	MTL	*T	3-3	3-6-3	52	2-6	TOR	*W	8-7	20-24-8
13	11-9	NYR	*W	4-3	4-6-3	53	2-8	@ PHI	*T	3-3	20-24-9
14	11-10	@ BOS	L	1-2	4-7-3	54	2-10	@ TOR	*W	4-3	21-24-9
15	11-13	@ HFD	L	2-5	4-8-3	55	2-11	@ MTL	W	4-2	22-24-9
16	11-16	DET	L	2-4	4-9-3	56	2-13	@ STL	L	3-5	22-25-9
17	11-17	@ CHI	*T	5-5	4-9-4	57	2-15	HFD	W	4-1	23-25-9
18	11-19	@ CGY	*T	3-3	4-9-5	58	2-16	BOS	L	3-5	23-26-9
19	11-21	STL	L	2-4	4-10-5	59	2-19	@ CHI	W	6-5	24-26-9
20	11-23	LA	W	4-2	5-10-5	60	2-21	QUE	W	5-2	25-26-9
21	11-25	@ BUF	W	4-3	6-10-5	61	2-23	TOR	W	4-3	26-26-9
22	11-27	NYI	*T	4-4	6-10-6	62	2-24	@ NYR	L	1-5	26-27-9
23	11-29	PHI	L	1-4	6-11-6	63	2-26	@ HFD	W	5-2	27-27-9
24	11-30	@ STL	L	3-4	6-12-6	64	3-1	NYI	W	5-4	28-27-9
25	12-3	CHI	W	9-2	7-12-6	65	3-3	@ DET	W	8-5	29-27-9
26	12-7	@ EDM	L	4-8	7-13-6	66	3-5	TOR	W	5-3	30-27-9
27	12-9	NJ	L	4-6	7-14-6	67	3-8	WPG	L	2-4	30-28-9
28	12-11	@ DET	W	10-2	8-14-6	68	3-11	EDM	W	4-0	31-28-9
29	12-14	TOR	*T	6-6	8-14-7	69	3-13	@ STL	W	3-2	32-28-9
30	12-17	DET	W	6-3	9-14-7	70	3-15	@ QUE	L	2-3	32-29-9
31	12-19	PIT	*L	3-4	9-15-7	71	3-17	STL	*W	6-5	33-29-9
32	12-21	@ BOS	L	2-5	9-16-7	72	3-19	@ CGY	W	6-5	34-29-9
33	12-22	NJ	W	8-3	10-16-7	73	3-21	@ EDM	*L	4-5	34-30-9
34	12-26	@ WPG	W	6-5	11-16-7	74	3-22	@ VAN	L	2-6	34-31-9
35	12-28	NYR	W	3-1	12-16-7	75	3-24	QUE	L	0-1	34-32-9
36	12-31	CGY	W	6-3	13-16-7	76	3-26	@ TOR	W	6-1	35-32-9
37	1-2	VAN	W	3-2	14-16-7	77	3-29	@ DET	W	5-4	36-32-9
38	1-5	@ CHI	L	2-6	14-17-7	78	4-1	CHI	L	1-2	36-33-9
39	1-7	@ NYI	W	3-2	15-17-7	79	4-2	@ PHI	W	7-5	37-33-9
40	1-10	LA	L	3-4	15-18-7	80	4-5	DET	W	5-3	38-33-9

*OVERTIME

1984-85



25-43-12 62 PTS.

PLAYER	GP	G	A	PTS	PIM	PP	SH	GW	GT	SHOTS	SPCTG	+/-
Bellows	78	26	36	62	72	8	1	3	1	211	12.3	-18
Maruk	71	19	41	60	56	5	0	3	0	126	15.1	-2
Acton	78	20	38	58	90	4	0	3	0	167	12.0	-3
N. Broten	80	19	37	56	39	5	1	1	0	188	10.1	-18
Payne	76	29	22	51	61	14	0	4	1	224	12.9	-14
McKegney (QUE)	30	12	9	21	12	1	3	1	0	85	14.1	2
(MIN)	27	11	13	24	4	2	0	0	0	81	13.6	9
Roberts	78	6	36	42	112	1	0	0	1	142	4.2	-12
McCarthy	44	16	21	37	36	6	0	1	2	80	20.0	3
Ciccarelli	51	15	17	32	41	5	0	0	1	133	11.3	-10
Sherven(EDM)	37	9	7	16	10	1	0	1	0	49	18.4	-2
(MIN)	32	2	12	14	8	0	0	1	0	49	4.1	3
Giles	77	5	25	30	49	3	0	0	0	98	5.0	4
Plett	47	14	14	28	157	1	0	1	0	83	16.9	9
Napier	39	10	18	28	2	3	1	1	0	97	10.3	-6
Graham	36	12	11	23	8	3	0	1	0	81	14.8	-15
Berglund (MIN)	33	3	9	15	15	1	0	1	0	88	15.8	-3
Solheim	55	8	10	18	19	4	0	1	0	87	9.2	-15
Hartsburg	32	7	11	18	54	1	1	1	0	93	7.5	-5
Bjugstad	72	11	4	15	32	1	0	1	0	108	10.2	-21
Velischeck	52	4	9	13	26	0	0	0	0	33	12.1	7
Wilson	40	4	8	12	2	1	0	0	0	27	14.8	-1
Lawton	29	4	6	11	24	1	0	0	0	40	10.0	-2
Ashton	29	4	7	11	15	0	0	0	0	30	13.3	1
Rouse	63	2	9	11	113	0	0	0	0	80	2.5	-14
Brad Maxwell	18	3	7	10	53	1	0	0	0	29	10.3	-8
Richter	55	2	8	10	221	0	0	0	0	29	6.9	-3
Holmgren	16	4	3	7	38	2	0	0	0	13	30.8	-4
Snepsts	71	0	7	7	232	0	0	0	0	50	0.0	-19
Trimper	20	1	4	5	15	0	0	0	0	28	3.6	-9
Terry Martin (MIN)	7	1	1	2	0	0	0	0	0	7	20.0	0
Hirsch	15	0	4	4	10	0	0	0	0	14	0.0	-13
J. Archibald	4	1	2	3	11	0	0	0	0	12	8.3	0
Coulis	7	1	1	2	34	0	0	0	0	10	10.0	-1
Jensen	5	0	1	1	4	0	0	0	0	3	0.0	-5
Biggs	1	0	0	0	0	0	0	0	0	0	0.0	0
Markell	1	0	0	0	0	0	0	0	0	0	0.0	0
Pryor	4	0	0	0	16	0	0	0	0	2	0.0	-2
Mandich	10	0	0	0	32	0	0	0	0	4	0.0	-3
Beaupre	31	0	0	0	4	0	0	0	0	0	0.0	0
Meloche	32	0	0	0	2	0	0	0	0	0	0.0	0

GM#	DATE	OPP'T	RSLT	SCORE	RECORD	GM#	DATE	OPP'T	RSLT	SCORE	RECORD
1	10-11	TOR	*L	0-1	0-1-0	41	1-10	STL	L	3-5	13-21-7
2	10-13	NYR	W	3-1	1-1-0	42	1-12	HFD	W	5-4	14-21-7
3	10-14	@ NYR	W	3-1	2-1-0	43	1-14	@ WSH	L	3-6	14-22-7
4	10-18	EDM	L	5-7	2-2-0	44	1-16	STL	*T	4-4	14-22-8
5	10-20	@ MTL	L	2-4	2-3-0	45	1-19	PHI	L	1-4	14-23-8
6	10-21	@ BUF	L	6-8	2-4-0	46	1-21	@ CHI	L	2-7	14-24-8
7	10-23	PHI	L	2-7	2-5-0	47	1-23	PIT	W	4-3	15-24-8
8	10-27	HFD	L	3-5	2-6-0	48	1-26	DET	*T	4-4	15-24-9
9	10-30	CHI	*T	5-5	2-6-1	49	1-27	@ NYR	L	2-3	15-25-9
10	11-2	@ NJ	*T	2-2	2-6-2	50	1-29	@ NYI	*T	4-4	15-25-10
11	11-3	@ PHI	L	1-5	2-7-2	51	2-2	@ TOR	W	5-2	16-25-10
12	11-5	TOR	W	5-3	3-7-2	52	2-3	@ QUE	L	1-5	16-26-10
13	11-7	BUF	L	6-9	3-8-2	53	2-6	BUF	L	1-3	16-27-10
14	11-10	VAN	*T	5-5	3-8-3	54	2-8	EDM	L	3-5	16-28-10
15	11-11	@ TOR	W	7-6	4-8-3	55	2-9	@ STL	L	2-4	16-29-10
16	11-13	@ WSH	*T	3-3	4-8-4	56	2-14	@ DET	*T	5-5	16-29-11
17	11-15	@ NYI	L	1-6	4-9-4	57	2-16	@ STL	L	4-6	16-30-11
18	11-17	DET	*T	3-3	4-9-5	58	2-17	QUE	L	3-4	16-31-11
19	11-21	TOR	W	7-1	5-9-5	59	2-20	BOS	L	2-3	16-32-11
20	11-23	NJ	*W	5-4	6-9-5	60	2-22	CHI	W	4-1	17-32-11
21	11-24	@ TOR	W	4-2	7-9-5	61	2-23	PIT	L	1-3	17-33-11
22	11-27	@ NJ	L	2-3	7-10-5	62	2-25	@ PIT	W	5-4	18-33-11
23	11-28	@ HFD	W	4-2	8-10-5	63	2-27	@ TOR	L	1-6	18-34-11
24	12-1	CGY	L	4-8	8-11-5	64	3-1	@ DET	L	2-6	18-35-11
25	12-4	LA	*T	2-2	8-11-6	65	3-2	DET	W	5-2	19-35-11
26	12-7	@ EDM	L	3-6	8-12-6	66	3-4	MTL	W	4-3	20-35-11
27	12-9	@ WPG	L	2-4	8-13-6	67	3-6	CHI	L	4-5	20-36-11
28	12-10	DET	L	3-4	8-14-6	68	3-9	STL	W	4-1	21-36-11
29	12-12	WSH	L	2-3	8-15-6	69	3-10	@ CHI	W	3-2	22-36-11
30	12-15	CHI	L	3-5	8-16-6	70	3-13	@ QUE	L	0-8	22-37-11
31	12-16	@ CHI	W	5-3	9-16-6	71	3-16	@ MTL	W	4-2	23-37-11
32	12-19	@ STL	L	1-4	9-17-6	72	3-18	CGY	*T	4-4	23-37-12
33	12-22	@ DET	W	5-4	10-17-6	73	3-20	@ WPG	L	2-5	23-38-12
34	12-23	@ BOS	*L	3-4	10-18-6	74	3-23	@ STL	L	2-4	23-39-12
35	12-26	WPG	W	4-0	11-18-6	75	3-25	VAN	W	5-3	24-39-12
36	12-29	BOS	L	3-5	11-19-6	76	3-26	@ DET	L	1-5	24-40-12
37	12-31	NYI	W	4-3	12-19-6	77	3-30	@ LA	L	2-3	24-41-12
38	1-3	@ LA	W	8-3	13-19-6	78	3-31	@ VAN	L	2-3	24-42-12
39	1-5	@ CGY	*T	4-4	13-19-7	79	4-3	TOR	W	9-7	25-42-12
40	1-9	@ CHI	L	3-4	13-20-7	80	4-6	STL	L	3-4	25-43-12

*OVERTIME



1983-84

39-31-10

88 PTS.

PLAYER	GP	G	A	PTS	PIM	PP	SH	GW	GT	SHOTS	SPCTG	+/-
N. Broten	76	28	61	89	43	8	3	5	1	185	15.1	16
Bellows	78	41	42	83	66	14	5	5	1	236	17.4	-2
Brad Maxwell	78	19	54	73	225	8	0	2	1	228	8.3	-7
Ciccarelli	79	38	33	71	58	16	0	2	0	211	18.0	1
McCarthy	66	39	31	70	49	16	2	7	1	165	23.6	17
Acton (MIN)	62	17	38	55	60	4	2	5	1	151	11.3	2
Maruk	71	17	43	60	42	7	0	2	0	130	13.1	-17
Payne	78	28	31	59	49	7	0	2	0	174	16.1	-2
Roberts	77	8	45	53	132	1	1	0	0	131	6.1	14
Napier (MIN)	58	13	28	41	17	0	0	1	0	83	15.7	2
Plett	73	15	23	38	316	1	0	1	1	103	14.6	-6
MacAdam	80	22	13	35	23	1	4	1	3	104	21.2	-5
Lawton	58	10	21	31	33	0	0	4	0	74	13.5	0
Holmgren (PHI)	52	9	13	22	105	1	0	1	0	75	12.0	1
(MIN)	11	2	5	7	46	0	0	0	0	17	11.8	-2
Giles	70	6	22	28	59	2	0	0	0	78	7.7	2
Levie	37	6	13	19	44	0	0	1	0	55	10.9	9
Lindgren (VAN)	7	1	2	3	4	0	0	0	0	4	25.0	0
(MIN)	59	2	14	16	33	0	0	0	1	66	3.0	-3
Ashton	68	7	10	17	54	0	0	0	0	82	8.5	-13
Ferguson	63	6	10	16	19	0	0	0	0	57	10.5	-6
Hartsburg	26	7	7	14	37	5	0	0	0	54	13.0	-2
Bobby Smith	10	3	6	9	9	1	0	0	0	21	14.3	-1
Mandich	31	2	7	9	77	0	0	0	0	29	6.9	-6
Douglas	14	3	4	7	10	0	0	1	0	—	—	—
Richter	42	2	3	5	132	0	0	0	0	22	9.1	-8
Velischek	33	2	2	4	10	0	0	0	0	15	13.3	-6
Hirsch	15	1	3	4	20	0	1	0	0	24	4.2	-3
Graham	6	1	1	2	0	0	0	0	0	10	10.0	1
D. Jensen	8	0	1	1	0	0	0	0	0	5	0.0	2
Meloche	52	0	1	1	2	0	0	0	0	0	0.0	0
Rouse	1	0	0	0	0	0	0	0	0	0	0.0	0
Coulis	2	0	0	0	4	0	0	0	0	0	0.0	-1
Bjugstad	5	0	0	0	2	0	0	0	0	5	0.0	-1

GM#	DATE	OPP'T	RSLT	SCORE	RECORD	GM#	DATE	OPP'T	RSLT	SCORE	RECORD
1	10-5	@ LA	*T	3-3	0-0-1	41	1-7	VAN	W	2-0	20-17-4
2	10-7	@ VAN	L	9-10	0-1-1	42	1-10	HFD	L	3-6	20-18-4
3	10-9	@ EDM	*L	3-4	0-2-1	43	1-12	TOR	*W	5-4	21-18-4
4	10-12	CGY	W	7-5	1-2-1	44	1-14	@ STL	W	4-2	22-18-4
5	10-15	WPG	W	2-1	2-2-1	45	1-16	LA	W	9-3	23-18-4
6	10-16	@ CHI	L	3-4	2-3-1	46	1-18	@ TOR	L	4-9	23-19-4
7	10-20	MTL	*L	4-5	2-4-1	47	1-20	@ TOR	W	8-5	24-19-4
8	10-22	@ QUE	L	2-11	2-5-1	48	1-21	@ DET	W	5-1	25-19-4
9	10-25	@ MTL	W	4-3	3-5-1	49	1-25	@ CHI	W	5-3	26-19-4
10	10-27	BOS	L	1-8	3-6-1	50	1-27	@ STL	W	10-8	27-19-4
11	10-29	WSH	L	1-6	3-7-1	51	1-28	CHI	L	2-4	27-20-4
12	11-2	TOR	W	8-5	4-7-1	52	2-1	@ PIT	L	0-4	27-21-4
13	11-5	CHI	W	10-5	5-7-1	53	2-3	@ BUF	W	4-1	28-21-4
14	11-8	@ HFD	L	4-6	5-8-1	54	2-5	@ NJ	W	3-1	29-21-4
15	11-9	@ DET	W	5-3	6-8-1	55	2-9	NYR	*T	4-4	29-21-5
16	11-12	STL	W	5-2	7-8-1	56	2-11	DET	L	4-6	29-22-5
17	11-15	NJ	W	6-0	8-8-1	57	2-13	WSH	L	0-4	29-23-5
18	11-17	@ PHI	*T	5-5	8-8-2	58	2-15	@ WSH	W	3-1	30-23-5
19	11-19	WPG	*W	8-7	9-8-2	59	2-17	@ BUF	*L	4-5	30-24-5
20	11-20	@ CHI	W	4-3	10-8-2	60	2-18	QUE	L	2-7	30-25-5
21	11-23	TOR	L	4-6	10-9-2	61	2-20	LA	L	2-3	30-26-5
22	11-25	EDM	*T	2-2	10-9-3	62	2-22	@ DET	L	2-5	30-27-5
23	11-26	@ TOR	*W	7-6	11-9-3	63	2-23	@ PHI	*T	3-3	30-27-6
24	11-29	PIT	W	6-4	12-9-3	64	2-25	BUF	W	5-1	31-27-6
25	12-1	@ PIT	W	6-4	13-9-3	65	2-28	@ STL	L	2-5	31-28-6
26	12-3	@ BOS	W	6-2	14-9-3	66	2-29	STL	L	5-7	31-29-6
27	12-4	@ NYR	L	4-6	14-10-3	67	3-3	CHI	W	6-3	32-29-6
28	12-7	DET	W	7-2	15-10-3	68	3-5	DET	W	5-1	33-29-6
29	12-10	NYI	L	2-4	15-11-3	69	3-7	NYR	W	6-3	34-29-6
30	12-14	STL	*T	4-4	15-11-4	70	3-10	PHI	W	4-3	35-29-6
31	12-17	NJ	L	0-2	15-12-4	71	3-12	MTL	*W	7-6	36-29-6
32	12-20	@ STL	W	5-2	16-12-4	72	3-14	@ TOR	*T	3-3	36-29-7
33	12-22	@ BOS	W	4-2	17-12-4	73	3-17	@ DET	W	4-3	37-29-7
34	12-23	@ HFD	L	3-5	17-13-4	74	3-18	QUE	*T	5-5	37-29-8
35	12-26	@ WPG	L	1-5	17-14-4	75	3-21	@ WSH	L	1-5	37-30-8
36	12-28	TOR	W	8-6	18-14-4	76	3-24	@ NYI	*T	4-4	37-30-9
37	12-31	NYI	L	3-7	18-15-4	77	3-26	CHI	*W	4-3	38-30-9
38	1-2	CHI	W	6-5	19-15-4	78	3-28	@ STL	W	6-3	39-30-9
39	1-4	@ EDM	L	8-12	19-16-4	79	3-30	@ VAN	*T	3-3	39-30-10
40	1-5	@ CGY	L	4-5	19-17-4	80	3-31	@ CGY	L	3-10	39-31-10

*OVERTIME

DALLAS STARS MEDIA GUIDE



1982-83

40-24-16

96 PTS.

PLAYER	GP	G	A	PTS	PIM	PP	SH	GW	GT	SHOTS	SPCTG	+/-
N. Broten	79	32	45	77	43	8	2	4	1	165	19.4	24
Bobby Smith	77	24	53	77	81	12	0	3	1	190	12.6	-20
McCarthy	80	28	48	76	59	4	1	4	1	171	16.4	18
Ciccarelli	77	37	38	75	94	15	0	4	2	210	17.6	16
Payne	80	30	39	69	53	14	1	2	1	199	15.1	-9
Bellows	78	35	30	65	27	15	1	3	1	184	19.0	-12
Hartsburg	78	12	50	62	109	3	1	1	1	200	6.0	7
Young	70	18	35	53	31	6	2	2	2	152	11.8	-1
G. Roberts	80	3	41	44	103	2	0	1	0	127	2.4	18
Plett	71	25	14	39	170	8	0	3	2	125	20.0	-12
Brad Maxwell	77	11	28	39	157	2	0	3	0	162	6.8	-1
MacAdam	73	11	22	33	60	0	3	2	1	93	11.8	3
Eaves	75	16	16	32	21	1	5	2	2	143	11.2	-3
Douglas	68	13	14	27	30	1	0	2	0	89	14.6	-7
Giles	76	2	21	23	70	0	0	0	0	78	2.6	11
Ferguson (PIT)	7	0	0	0	2	0	0	0	0	10	0.0	-7
(MIN)	65	8	12	20	14	0	1	2	0	82	9.8	-1
Friest	50	6	7	13	150	0	0	0	0	44	13.6	-4
Sargent	18	3	6	9	5	1	0	0	0	30	10.0	5
Mandich	67	3	4	7	169	0	0	1	1	49	6.1	0
Solheim	25	2	4	6	4	0	0	1	0	34	5.9	1
Barrett	51	1	3	4	22	0	0	0	0	29	3.4	-10
W. Young	4	1	1	2	0	0	0	0	0	2	50.0	0
Beaupre	36	0	2	2	10	0	0	0	0	0	0.0	0
Meloche	47	0	1	1	0	0	0	0	0	0	0.0	0
Bergloff	2	0	0	0	5	0	0	0	0	1	0.0	-1
Mattsson	2	0	0	0	0	0	0	0	0	0	0.0	0
Velischek	3	0	0	0	2	0	0	0	0	4	0.0	-4
Jarvis	3	0	0	0	2	0	0	0	0	2	0.0	-2
Hakansson	5	0	0	0	9	0	0	0	0	3	0.0	1
Richter	6	0	0	0	4	0	0	0	0	3	0.0	0

GM#	DATE	OPP'T	RSLT	SCORE	RECORD	GM#	DATE	OPP'T	RSLT	SCORE	RECORD
1	10-6	@ WPG	W	5-4	1-0-0	41	1-8	CHI	W	4-1	21-11-9
2	10-8	DET	T	3-3	1-0-1	42	1-9	@ CHI	L	3-6	21-12-9
3	10-9	@ STL	W	6-3	2-0-1	43	1-12	@ PIT	W	7-0	22-12-9
4	10-14	TOR	W	6-2	3-0-1	44	1-13	TOR	W	2-1	23-12-9
5	10-16	CGY	W	8-4	4-0-1	45	1-15	EDM	L	4-10	23-13-9
6	10-18	STL	W	4-3	5-0-1	46	1-17	@ BOS	L	3-4	23-14-9
7	10-20	@ TOR	L	2-5	5-1-1	47	1-19	DET	W	3-2	24-14-9
8	10-23	@ WSH	W	3-1	6-1-1	48	1-22	HFD	W	7-2	25-14-9
9	10-24	@ NYR	L	2-4	6-2-1	49	1-25	@ STL	T	4-4	25-14-10
10	10-26	@ NJ	W	5-3	7-2-1	50	1-27	STL	T	3-3	25-14-11
11	10-28	DET	W	7-3	8-2-1	51	1-29	PHI	T	2-2	25-14-12
12	10-30	PHI	W	3-2	9-2-1	52	1-31	@ TOR	W	4-2	26-14-12
13	11-2	@ HFD	W	7-6	10-2-1	53	2-2	@ BUF	T	2-2	26-14-13
14	11-4	@ MTL	L	3-8	10-3-1	54	2-3	@ WSH	L	1-3	26-15-13
15	11-6	@ QUE	L	1-4	10-4-1	55	2-5	@ NYI	W	4-2	27-15-13
16	11-9	MTL	L	2-3	10-5-1	56	2-10	NYR	W	7-5	28-15-13
17	11-11	NYI	W	2-0	11-5-1	57	2-12	CHI	W	5-4	29-15-13
18	11-13	@ TOR	L	3-4	11-6-1	58	2-15	@ NJ	W	3-2	30-15-13
19	11-14	@ CHI	L	4-5	11-7-1	59	2-17	QUE	W	6-3	31-15-13
20	11-16	@ LA	W	8-3	12-7-1	60	2-19	BOS	L	2-6	31-16-13
21	11-18	BUF	W	2-1	13-7-1	61	2-22	@ DET	W	3-2	32-16-13
22	11-20	NJ	W	5-1	14-7-1	62	2-23	TOR	L	2-3	32-17-13
23	11-23	@ NYI	T	8-8	14-7-2	63	2-26	CHI	T	4-4	32-17-14
24	11-24	@ NYR	L	5-8	14-8-2	64	2-27	@ CHI	W	2-1	33-17-14
25	11-26	PIT	T	6-6	14-8-3	65	3-2	@ STL	T	4-4	33-17-15
26	11-29	CGY	T	3-3	14-8-4	66	3-5	@ DET	W	4-1	34-17-15
27	12-1	@ DET	W	4-1	15-8-4	67	3-6	LA	W	8-3	35-17-15
28	12-2	@ STL	W	6-3	16-8-4	68	3-8	BUF	W	5-1	36-17-15
29	12-4	WPG	W	4-1	17-8-4	69	3-10	@ PHI	L	3-6	36-18-15
30	12-9	VAN	W	9-6	18-8-4	70	3-12	@ QUE	L	3-6	36-19-15
31	12-11	EDM	W	5-4	19-8-4	71	3-14	VAN	W	6-3	37-19-15
32	12-14	HFD	T	3-3	19-8-5	72	3-16	PIT	W	3-2	38-19-15
33	12-16	WSH	T	4-4	19-8-6	73	3-19	@ STL	T	3-3	38-19-16
34	12-18	@ VAN	T	3-3	19-8-7	74	3-21	CHI	W	4-3	39-19-16
35	12-21	CGY	L	4-6	19-9-7	75	3-23	@ TOR	L	3-6	39-20-16
36	12-22	@ EDM	L	2-8	19-10-7	76	3-24	@ MTL	L	3-5	39-21-16
37	12-26	@ WPG	W	3-2	20-10-7	77	3-26	@ DET	W	7-5	40-21-16
38	12-29	DET	T	5-5	20-10-8	78	3-29	TOR	L	2-4	40-22-16
39	12-31	BOS	L	3-5	20-11-8	79	3-30	@ CHI	L	0-5	40-23-16
40	1-5	STL	T	3-3	20-11-9	80	4-2	@ LA	L	5-8	40-24-16



1981-82

37-23-20

94 PTS.

PLAYER	GP	G	A	PTS	PIM	PP	SH	GW	GT	SHOTS	SPCTG
Bobby Smith	80	43	71	114	82	20	0	4	3	261	16.5
Ciccarelli	76	55	51	106	138	20	0	4	5	289	19.0
N. Broten	73	38	60	98	42	7	2	4	0	188	20.2
Payne	74	33	45	78	76	11	0	3	2	239	13.8
Hartsburg	76	17	60	77	117	5	0	2	2	204	8.3
MacAdam	79	18	43	61	37	5	2	4	3	141	12.8
Christoff	69	26	29	55	14	4	0	1	0	178	14.6
Palmer	72	22	23	45	18	7	0	3	0	180	12.2
McCarthy	40	12	30	42	36	3	0	1	0	89	13.5
Young	49	10	31	41	67	1	0	1	1	125	8.0
G. Roberts	79	4	30	34	119	0	0	0	0	104	3.8
Brad Maxwell	51	10	21	31	96	0	1	1	1	109	9.2
Eaves	25	11	10	21	0	2	0	1	1	62	17.7
Andersson	70	9	12	21	18	0	0	2	1	78	11.5
Hakansson	72	12	4	16	29	0	4	1	0	76	15.8
Barrett	69	1	15	16	89	0	0	0	0	43	2.3
Giles	74	3	12	15	87	0	0	1	0	65	4.6
Carlson	57	8	4	12	103	1	0	1	0	39	20.5
Nyrop	42	4	8	12	35	0	1	1	0	25	16.0
Solheim	29	4	5	9	4	2	0	2	0	46	8.7
K. Maxwell	12	1	4	5	8	0	0	0	0	20	5.0
Sargent	15	0	5	5	18	0	0	0	0	24	0.0
M. Johnson	10	2	2	4	10	1	0	0	0	18	11.1
Brumwell	21	0	3	3	18	0	0	0	0	12	0.0
Poulin	3	1	1	2	2	0	0	0	0	8	12.5
Meighan	7	1	1	2	2	0	0	0	0	4	25.0
Youngmans	3	1	0	1	0	1	0	0	1	2	50.0
Meloche	51	0	1	1	6	0	0	0	0	0	0.0
Young	1	0	0	0	0	0	0	0	0	0	0.0
Hayek	1	0	0	0	0	0	0	0	0	0	0.0
Kiessling	1	0	0	0	2	0	0	0	0	1	0.0
Henderson	1	0	0	0	0	0	0	0	0	0	0.0
Melin	2	0	0	0	0	0	0	0	0	0	0.0
Antonovich	2	0	0	0	0	0	0	0	0	0	0.0
Richter	3	0	0	0	11	0	0	0	0	1	0.0
Dobson	6	0	0	0	4	0	0	0	0	5	0.0
Friest	10	0	0	0	31	0	0	0	0	5	0.0
Beaupre	29	0	0	0	19	0	0	0	0	0	0.0

GM#	DATE	OPP'T	RSLT	SCORE	RECORD	GM#	DATE	OPP'T	RSLT	SCORE	RECORD
1	10-8	TOR	T	3-3	0-0-1	41	1-9	MTL	T	3-3	15-12-14
2	10-10	NYR	W	7-0	1-0-1	42	1-11	@ NYR	L	3-5	15-13-14
3	10-12	@ QUE	W	4-2	2-0-1	43	1-13	@ NYR	L	0-2	15-14-14
4	10-14	@ TOR	W	2-1	3-0-1	44	1-16	QUE	W	4-1	16-14-14
5	10-17	@ PIT	L	2-5	3-1-1	45	1-17	CHI	W	7-5	17-14-14
6	10-18	@ PHI	L	2-3	3-2-1	46	1-20	@ COL	W	3-1	18-14-14
7	10-22	STL	T	5-5	3-2-2	47	1-21	@ LA	T	3-3	18-14-15
8	10-24	LA	W	6-3	4-2-2	48	1-23	CHI	W	8-4	19-14-15
9	10-25	@ BUF	W	6-3	5-2-2	49	1-25	@ TOR	W	9-2	20-14-15
10	10-28	CGY	W	6-1	6-2-2	50	1-27	DET	W	8-6	21-14-15
11	10-31	DET	W	5-4	7-2-2	51	1-28	@ STL	L	3-8	21-15-15
12	11-4	@ WSH	W	6-1	8-2-2	52	1-30	@ NYI	L	2-4	21-16-15
13	11-7	@ HFD	L	2-4	8-3-2	53	2-3	@ PIT	W	9-6	22-16-15
14	11-8	@ BOS	W	4-1	9-3-2	54	2-4	@ PHI	T	3-3	22-16-16
15	11-11	WPG	W	15-2	10-3-2	55	2-7	@ CHI	L	2-5	22-17-16
16	11-14	QUE	T	5-5	10-3-3	56	2-11	BOS	L	2-4	22-18-16
17	11-18	@ WPG	W	6-4	11-3-3	57	2-13	DET	W	6-1	23-18-16
18	11-19	EDM	T	2-2	11-3-4	58	2-15	@ TOR	T	3-3	23-18-17
19	11-21	CHI	L	4-6	11-4-4	59	2-17	@ EDM	L	4-7	23-19-17
20	11-22	@ CHI	T	1-1	11-4-5	60	2-18	@ CGY	T	2-2	23-19-18
21	11-25	WSH	T	4-4	11-4-6	61	2-20	WSH	W	7-3	24-19-18
22	11-27	@ WPG	T	5-5	11-4-7	62	2-22	HFD	W	8-7	25-19-18
23	11-28	PHI	W	5-3	12-4-7	63	2-24	TOR	W	7-5	26-19-18
24	11-30	COL	T	2-2	12-4-8	64	2-27	BUF	T	5-5	26-19-19
25	12-2	@ VAN	L	0-5	12-5-8	65	2-28	@ DET	W	5-4	27-19-19
26	12-5	NYI	L	5-8	12-6-8	66	3-3	DET	W	6-4	28-19-19
27	12-9	MTL	T	6-6	12-6-9	67	3-6	VAN	W	3-1	29-19-19
28	12-10	@ DET	L	1-4	12-7-9	68	3-8	STL	W	8-1	30-19-19
29	12-12	CHI	W	6-3	13-7-9	69	3-10	NYI	T	4-4	30-19-20
30	12-15	@ STL	L	2-4	13-8-9	70	3-13	@ STL	W	3-2	31-19-20
31	12-17	WPG	L	2-4	13-9-9	71	3-15	PIT	W	4-3	32-19-20
32	12-19	@ EDM	L	6-9	13-10-9	72	3-17	WPG	L	2-3	32-20-20
33	12-22	@ VAN	T	4-4	13-10-10	73	3-20	@ MTL	L	1-5	32-21-20
34	12-23	@ CGY	T	4-4	13-10-11	74	3-22	LA	W	4-2	33-21-20
35	12-26	STL	W	6-3	14-10-11	75	3-25	@ DET	W	4-3	34-21-20
36	12-28	COL	L	4-4	14-10-12	76	3-27	@ BOS	W	6-5	35-21-20
37	12-31	@ BUF	T	2-4	14-11-12	77	3-28	@ HFD	W	5-2	36-21-20
38	1-2	@ TOR	W	6-2	15-11-12	78	3-30	WPG	L	5-7	36-22-20
39	1-5	@ STL	L	1-4	15-12-12	79	4-2	@ WPG	W	5-2	37-22-20
40	1-6	TOR	T	3-3	15-12-13	80	4-4	@ CHI	L	3-4	37-23-20

1980-81

35-28-17

87 PTS.



PLAYER	GP	G	A	PTS	PIM	PP	SH	GW	GT	SHOTS	SPCTG
Bobby Smith	78	29	64	93	73	13	0	7	1	242	12.0
Young	74	25	41	66	40	10	0	4	3	214	11.7
MacAdam	78	21	39	60	94	6	0	7	0	145	14.5
Payne	76	30	28	58	88	11	0	2	2	243	12.3
McCarthy	62	23	25	48	62	4	0	2	0	147	15.6
Hartsburg	74	13	30	43	124	8	0	2	2	207	6.3
Andersson	77	17	24	41	22	1	4	2	0	127	13.4
Christoff	56	26	13	39	58	9	0	2	1	132	19.7
G. Roberts	50	6	31	37	94	3	0	0	1	83	7.2
Eaves	48	10	24	34	18	1	1	1	2	104	9.6
Ciccarelli	32	18	12	30	29	8	0	0	1	126	14.3
Giles	67	5	22	27	56	1	0	1	0	82	6.1
G. Smith	74	5	21	26	126	1	0	1	2	99	5.1
Sharpley	28	12	12	24	18	6	0	0	1	52	23.1
Zanussi	41	6	11	17	89	0	0	0	1	43	14.0
Fidler	20	5	12	17	6	0	0	0	0	42	11.9
Brad Maxwell	27	3	13	16	98	3	0	1	0	71	4.2
Polich	74	8	5	13	19	0	1	0	0	58	13.8
Barrett	62	4	8	12	72	0	0	1	0	73	5.5
Sargent	23	4	7	11	36	2	0	0	0	42	9.5
Youngmans	74	4	6	10	79	1	1	2	0	55	7.3
Shmyr	61	1	9	10	79	0	0	0	0	62	1.6
Carlson	43	7	2	9	108	0	0	0	0	24	29.2
Palmer	23	4	4	8	22	0	0	0	0	59	6.8
Solheim	5	2	1	3	0	0	0	0	0	9	22.2
K. Maxwell	6	0	3	3	7	0	0	0	0	9	0.0
Jackson	10	0	3	3	19	0	0	0	0	14	0.0
N. Broten	3	2	0	2	12	0	0	0	0	6	33.3
Friest	4	1	0	1	10	0	0	0	0	6	16.7
Beaupre	44	0	1	1	20	0	0	0	0	0	0.0
Melin	1	0	0	0	0	0	0	0	0	1	0.0
Brumwell	1	0	0	0	0	0	0	0	0	0	0.0
Contini	1	0	0	0	0	0	0	0	0	0	0.0
Dobson	1	0	0	0	0	0	0	0	0	0	0.0
Fontas	1	0	0	0	0	0	0	0	0	0	0.0
Flockhart	2	0	0	0	0	0	0	0	0	1	0.0
Meloche	38	0	0	0	2	0	0	0	0	0	0.0

GM#	DATE	OPP'T	RSLT	SCORE	RECORD	GM#	DATE	OPP'T	RSLT	SCORE	RECORD
1	10-11	HFD	W	9-3	1-0-0	41	1-12	@ BOS	L	3-4	20-11-10
2	10-15	BOS	W	3-2	2-0-0	42	1-14	@ BUF	T	1-1	20-11-11
3	10-17	@ COL	T	5-5	2-0-1	43	1-17	QUE	W	7-1	21-11-11
4	10-18	@ CGY	L	2-6	2-1-1	44	1-19	MTL	W	6-3	22-11-11
5	10-22	QUE	W	4-2	3-1-1	45	1-21	@ WSH	W	2-1	23-11-11
6	10-24	@ EDM	W	4-2	4-1-1	46	1-22	@ PHI	L	4-5	23-12-11
7	10-25	WPG	W	4-1	5-1-1	47	1-24	EDM	W	6-1	24-12-11
8	10-29	STL	T	2-2	5-1-2	48	1-26	CGY	W	3-2	25-12-11
9	11-1	PIT	W	6-3	6-1-2	49	1-28	@ PIT	L	1-3	25-13-11
10	11-2	CGY	W	8-3	7-1-2	50	1-29	@ DET	T	3-3	25-13-12
11	11-7	@ VAN	L	2-3	7-2-2	51	1-31	NYR	L	3-7	25-14-12
12	11-9	@ CHI	W	7-1	8-2-2	52	2-4	@ QUE	L	2-6	25-15-12
13	11-11	@ NYI	T	6-6	8-2-3	53	2-5	@ MTL	L	0-7	25-16-12
14	11-12	@ HFD	W	5-1	9-2-3	54	2-7	@ NYI	T	5-5	25-16-13
15	11-15	CHI	W	5-2	10-2-3	55	2-8	@ NYR	T	3-3	25-16-14
16	11-17	NYI	L	1-2	10-3-3	56	2-12	TOR	L	3-4	25-17-14
17	11-19	@ PIT	W	3-2	11-3-3	57	2-14	HFD	W	7-4	26-17-14
18	11-20	@ PHI	T	1-1	11-3-4	58	2-15	VAN	W	7-2	27-17-14
19	11-22	CHI	L	2-6	11-4-4	59	2-18	COL	W	6-2	28-17-14
20	11-26	@ QUE	L	2-5	11-5-4	60	2-20	@ WPG	W	5-3	29-17-14
21	11-29	@ MTL	W	4-2	12-5-4	61	2-21	@ TOR	L	3-5	29-18-14
22	12-1	@ NYR	W	5-3	13-5-4	62	2-23	NYI	L	1-4	29-19-14
23	12-3	@ WSH	T	3-3	13-5-5	63	2-25	@ HFD	L	2-3	29-20-14
24	12-6	BUF	T	3-3	13-5-6	64	2-26	@ BOS	L	1-5	29-21-14
25	12-7	DET	T	1-1	13-5-7	65	2-28	PHI	L	2-4	29-22-14
26	12-9	@ STL	L	1-4	13-6-7	66	3-4	BOS	T	3-3	29-22-15
27	12-10	LA	L	2-7	13-7-7	67	3-7	PIT	W	8-5	30-22-15
28	12-13	WPG	W	4-3	14-7-7	68	3-9	MTL	T	1-1	30-22-16
29	12-15	TOR	L	3-6	14-8-7	69	3-11	BUF	W	3-1	31-22-16
30	12-17	@ TOR	L	2-4	14-9-7	70	3-12	@ CGY	L	3-6	31-23-16
31	12-20	NYR	T	3-3	14-9-8	71	3-14	@ LA	L	4-10	31-24-16
32	12-23	@ DET	W	6-2	15-9-8	72	3-18	EDM	L	3-5	31-25-16
33	12-26	@ WPG	W	5-3	16-9-8	73	3-20	@ EDM	T	1-1	31-25-17
34	12-27	COL	W	6-4	17-9-8	74	3-22	DET	W	9-3	32-25-17
35	12-30	PHI	W	6-5	18-9-8	75	3-24	LA	L	3-4	32-26-17
36	1-3	WSH	W	3-0	19-9-8	76	3-28	@ LA	L	2-3	32-27-17
37	1-4	@ BUF	T	2-2	19-9-9	77	3-29	@ VAN	W	4-2	33-27-17
38	1-7	VAN	T	1-1	19-9-10	78	3-31	STL	W	6-3	34-27-17
39	1-9	@ COL	L	2-4	19-10-10	79	4-4	@ STL	W	5-0	35-27-17
40	1-10	WSH	W	3-2	20-10-10	80	4-5	@ CHI	L	4-8	35-28-17



1979-80

36-28-16

88 PTS.

PLAYER	GP	G	A	PTS	PIM	PP	SH	GW	GT	SHOTS	SPECTG
MacAdam	80	42	51	93	24	13	0	2	1	170	24.7
Payne	80	42	43	85	40	16	0	2	2	233	18.0
Bobby Smith	61	27	56	83	24	9	0	3	2	223	12.1
Young	77	31	43	74	24	5	2	5	0	220	14.1
Sharpley	51	20	27	47	38	6	0	0	2	109	18.3
Eaves	56	18	28	46	11	9	0	3	1	80	22.5
Zanussi	72	14	31	45	93	2	0	3	0	129	10.9
Hartsburg	79	14	30	44	81	7	0	2	1	202	6.9
Brad Maxwell	58	7	30	37	126	0	0	0	0	135	5.2
McCarthy	68	16	20	36	39	1	0	5	1	101	15.8
Sargent	52	13	21	34	22	3	0	1	3	129	10.1
Polich	78	10	14	24	20	0	0	1	2	94	10.6
Barrett	80	8	14	22	71	0	0	0	0	85	9.4
Andersson	61	9	10	19	8	1	0	3	0	87	10.3
G. Smith	55	5	13	18	103	1	1	1	0	91	5.5
Shmyr	63	3	15	18	84	0	0	1	0	82	3.7
Younghans	79	10	6	16	92	0	1	0	0	79	12.7
Christoff	20	8	7	15	19	0	0	1	0	34	23.5
Brasar	22	1	14	15	0	0	0	1	0	38	2.6
Fidler	24	5	4	9	13	1	0	0	0	38	13.2
Giles	37	2	7	9	31	1	0	1	0	48	4.2
Manery	28	3	4	7	16	0	0	0	1	40	7.5
Flockhart	10	1	3	4	2	0	0	1	0	10	10.0
Jackson	10	0	4	4	18	0	0	0	0	8	0.0
Chicoine	24	1	2	3	12	0	0	0	0	25	4.0
Hanson	22	1	1	2	39	0	0	0	0	11	9.1
Meloche	54	0	1	1	4	0	0	0	0	0	0.0
Fontas	1	0	0	0	0	0	0	0	0	0	0.0
Dobson	1	0	0	0	0	0	0	0	0	0	0.0
Laird	1	0	0	0	0	0	0	0	0	0	0.0
White	6	0	0	0	4	0	0	0	0	10	0.0

GM#	DATE	OPP'T	RSLT	SCORE	RECORD	GM#	DATE	OPP'T	RSLT	SCORE	RECORD
1	10-11	HFD	W	4-1	1-0-0	41	1-16	STL	W	7-3	22-11-8
2	10-13	CHI	W	5-1	2-0-0	42	1-19	DET	L	4-5	22-12-8
3	10-14	@ BUF	W	5-4	3-0-0	43	1-21	@ BOS	L	0-3	22-13-8
4	10-17	@ TOR	L	2-6	3-1-0	44	1-23	@ QUE	L	4-6	22-14-8
5	10-19	@ WPG	L	2-3	3-2-0	45	1-26	LA	T	4-4	22-14-9
6	10-21	@ EDM	T	5-5	3-2-1	46	1-27	@ CHI	L	0-3	22-15-9
7	10-24	STL	W	5-2	4-2-1	47	1-29	@ NYI	T	2-2	22-15-10
8	10-27	NYR	W	7-2	5-2-1	48	1-31	@ PHI	L	2-4	22-16-10
9	10-31	@ DET	W	5-3	6-2-1	49	2-2	VAN	L	4-5	22-17-10
10	11-1	@ MTL	L	1-5	6-3-1	50	2-3	COL	W	6-2	23-17-10
11	11-3	WSH	W	7-1	7-3-1	51	2-9	@ PIT	W	5-2	24-17-10
12	11-6	@ VAN	T	7-7	7-3-2	52	2-10	@ HFD	W	6-2	25-17-10
13	11-9	@ COL	W	6-5	8-3-2	53	2-13	EDM	L	3-5	25-18-10
14	11-10	@ LA	T	6-6	8-3-3	54	2-16	ATL	T	2-2	25-18-11
15	11-14	QUE	W	7-2	9-3-3	55	2-18	QUE	W	6-2	26-18-11
16	11-17	BUF	L	2-4	9-4-3	56	2-19	@ ATL	T	4-4	26-18-12
17	11-18	@ CHI	T	3-3	9-4-4	57	2-21	@ NYI	W	5-2	27-18-12
18	11-21	NYI	W	3-1	10-4-4	58	2-23	NYR	W	6-3	28-18-12
19	11-24	DET	T	3-3	10-4-5	59	2-24	@ DET	L	5-7	28-19-12
20	11-25	@ BUF	L	2-6	10-5-5	60	2-26	VAN	W	5-4	29-19-12
21	11-28	@ NYR	T	4-4	10-5-6	61	2-28	@ MTL	L	3-6	29-20-12
22	11-29	@ PHI	L	4-6	10-6-6	62	3-1	CHI	L	1-4	29-21-12
23	12-1	WPG	T	4-4	10-6-7	63	3-2	BUF	T	2-2	29-21-13
24	12-5	EDM	W	6-1	11-6-7	64	3-5	@ QUE	T	3-3	29-21-14
25	12-7	ATL	W	4-1	12-6-7	65	3-8	PHI	L	2-6	29-22-14
26	12-12	@ WSH	W	5-4	13-6-7	66	3-9	@ NYR	L	2-4	29-23-14
27	12-14	@ ATL	L	2-3	13-7-7	67	3-12	MTL	L	3-4	29-24-14
28	12-15	@ STL	W	3-1	14-7-7	68	3-15	@ PIT	L	2-5	29-25-14
29	12-17	TOR	W	5-1	15-7-7	69	3-16	@ HFD	W	6-1	30-25-14
30	12-19	MTL	W	5-2	16-7-7	70	3-18	PIT	W	4-3	31-25-14
31	12-26	WPG	W	6-0	17-7-7	71	3-19	BOS	W	7-4	32-25-14
32	12-27	@ COL	L	3-4	17-8-7	72	3-21	@ WSH	W	4-3	33-25-14
33	12-29	@ LA	L	3-4	17-9-7	73	3-23	COL	W	7-1	34-25-14
34	12-31	PIT	W	4-2	18-9-7	74	3-25	TOR	W	7-2	35-25-14
35	1-2	BOS	W	2-1	19-9-7	75	3-28	@ WPG	W	2-1	36-25-14
36	1-5	WSH	T	2-2	19-9-8	76	3-30	@ VAN	L	3-5	36-26-14
37	1-7	PHI	W	7-1	20-9-8	77	4-1	NYI	T	1-1	36-26-15
38	1-9	HFD	W	6-2	21-9-8	78	4-2	@ EDM	T	1-1	36-26-16
39	1-12	LA	L	5-6	21-10-8	79	4-5	@ TOR	L	1-2	36-27-16
40	1-15	@ STL	L	1-2	21-11-8	80	4-6	@ BOS	L	2-4	36-28-16

1978-79

28-40-12 68 PTS.



PLAYER	GP	G	A	PTS	PIM	PP	SH	GW	GT	SHOTS	SPCTG
Bobby Smith	80	30	44	74	39	9	0	4	2	244	12.3
MacAdam	69	24	34	58	30	6	0	4	1	135	17.8
Young	73	24	32	56	46	8	0	5	1	147	16.3
Sharpley	80	19	34	53	30	5	0	1	1	162	11.7
Fidler	59	23	26	49	42	4	0	3	1	158	14.6
Sargent	79	12	32	44	39	8	0	1	0	182	6.6
Payne	70	23	17	40	29	3	0	2	2	165	13.9
Brad Maxwell	70	9	28	37	145	5	0	0	1	200	4.5
Manery	60	17	19	36	16	3	0	1	1	126	13.5
Brasar	68	6	28	34	6	2	0	0	0	126	4.8
G. Smith	80	5	27	32	147	1	0	1	0	193	2.6
Zanussi	63	14	16	30	82	3	0	0	1	98	14.3
Parise	57	13	9	22	45	1	0	0	0	73	17.8
Potvin	64	5	16	21	65	2	2	1	1	89	5.6
Youngmans	76	8	10	18	50	0	0	1	0	70	11.4
Polich	73	6	10	16	18	0	0	0	0	66	9.1
Andersson	41	9	4	13	4	2	2	4	0	59	15.3
Barrett	45	1	9	10	48	0	0	0	0	36	2.8
Bryan Maxwell	25	1	6	7	46	0	0	0	0	32	3.1
Pirus	15	1	3	4	9	0	0	0	0	14	7.1
Butters	49	0	4	4	47	0	0	0	0	17	0.0
Carlson	16	3	0	3	40	0	0	0	0	18	16.7
J. Roberts	11	2	1	3	0	0	0	0	0	8	25.0
McKenny	10	1	1	2	2	1	0	0	0	8	12.5
Hogaboam	10	1	1	2	0	0	0	0	0	6	16.7
Baby	2	0	1	1	0	0	0	0	0	6	0.0
Edwards	25	0	1	1	26	0	0	0	0	0	0.0
Meloche	53	0	1	1	25	0	0	0	0	0	0.0
Amason	1	0	0	0	0	0	0	0	0	0	0.0
Chicoine	1	0	0	0	0	0	0	0	0	0	0.0
Maruk	2	0	0	0	0	0	0	0	0	2	0.0
Eaves	3	0	0	0	0	0	0	0	0	5	0.0
Jackson	5	0	0	0	2	0	0	0	0	6	0.0
LoPresti	7	0	0	0	0	0	0	0	0	0	0.0

GM#	DATE	OPP'T	RSLT	SCORE	RECORD	GM#	DATE	OPP'T	RSLT	SCORE	RECORD
1	10-11	@ MTL	L	2-5	0-1-0	41	1-13	CHI	W	4-3	15-21-5
2	10-14	BUF	L	2-5	0-2-0	42	1-15	@ NYR	W	8-1	16-21-5
3	10-18	VAN	W	7-2	1-2-0	43	1-16	@ PIT	L	0-5	16-22-5
4	10-19	@ CHI	L	2-6	1-3-0	44	1-19	@ COL	L	3-5	16-23-5
5	10-21	@ DET	T	4-4	1-3-1	45	1-20	COL	T	3-3	16-23-6
6	10-25	BOS	T	2-2	1-3-2	46	1-24	TOR	T	2-2	16-23-7
7	10-28	COL	L	0-1	1-4-2	47	1-27	PHI	W	3-1	17-23-7
8	11-1	STL	W	9-1	2-4-2	48	1-28	@ BUF	W	3-1	18-23-7
9	11-4	BUF	W	2-1	3-4-2	49	1-30	@ NYI	W	5-4	19-23-7
10	11-5	@ BUF	L	1-2	3-5-2	50	2-1	DET	W	6-1	20-23-7
11	11-7	@ NYI	L	2-5	3-6-2	51	2-3	BUF	L	1-2	20-24-7
12	11-8	@ NYR	W	5-3	4-6-2	52	2-4	TOR	W	6-4	21-24-7
13	11-10	@ VAN	W	3-2	5-6-2	53	2-14	VAN	W	8-1	22-24-7
14	11-11	@ LA	L	1-8	5-7-2	54	2-15	@ PIT	L	5-6	22-25-7
15	11-15	WSH	L	2-3	5-8-2	55	2-17	BOS	T	3-3	22-25-8
16	11-18	NYR	L	2-7	5-9-2	56	2-18	@ PHI	L	2-3	22-26-8
17	11-19	@ BUF	L	2-9	5-10-2	57	2-21	TOR	W	5-1	23-26-8
18	11-22	NYI	L	1-4	5-11-2	58	2-23	@ ATL	T	2-2	23-26-9
19	11-24	@ PHI	L	3-4	5-12-2	59	2-24	ATL	L	3-6	23-27-9
20	11-25	LA	L	1-4	5-13-2	60	2-28	NYR	T	4-4	23-27-10
21	11-29	TOR	L	3-5	5-14-2	61	3-1	@ BUF	T	5-5	23-27-11
22	12-1	@ ATL	W	4-3	6-14-2	62	3-3	@ BOS	L	0-5	23-28-11
23	12-2	ATL	W	5-3	7-14-2	63	3-4	@ WSH	L	4-5	23-29-11
24	12-6	LA	W	4-0	8-14-2	64	3-7	DET	W	5-1	24-29-11
25	12-9	COL	W	3-0	9-14-2	65	3-10	BOS	L	3-4	24-30-11
26	12-10	@ BOS	T	4-4	9-14-3	66	3-11	@ STL	L	2-8	24-31-11
27	12-13	MTL	L	2-3	9-15-3	67	3-14	MTL	W	4-3	25-31-11
28	12-15	@ WSH	W	6-1	10-15-3	68	3-17	@ TOR	L	4-6	25-32-11
29	12-16	BUF	L	2-5	10-16-3	69	3-18	NYI	L	3-5	25-33-11
30	12-19	VAN	W	5-3	11-16-3	70	3-21	PHI	W	7-3	26-33-11
31	12-20	@ TOR	L	2-4	11-17-3	71	3-24	@ COL	W	3-1	27-33-11
32	12-23	PIT	W	5-3	12-17-3	72	3-25	@ VAN	L	1-2	27-34-11
33	12-26	@ STL	W	6-4	13-17-3	73	3-27	PIT	L	1-5	27-35-11
34	12-27	WSH	W	6-1	14-17-3	74	3-29	@ BOS	L	4-7	27-36-11
35	12-30	@ COL	L	2-7	14-18-3	75	3-31	@ TOR	L	2-6	27-37-11
36	1-3	STL	T	3-3	14-18-4	76	4-1	@ DET	L	1-3	27-38-11
37	1-6	BOS	L	2-5	14-19-4	77	4-3	CHI	W	4-3	28-38-11
38	1-8	@ MTL	L	1-3	14-20-4	78	4-4	@ CHI	L	1-7	28-39-11
39	1-10	@ TOR	T	2-2	14-20-5	79	4-6	@ VAN	T	2-2	28-39-12
40	1-11	@ BOS	L	4-6	14-21-5	80	4-7	@ LA	L	1-7	28-40-12



1977-78

18-53-9

45 PTS.

PLAYER	GP	G	A	PTS	PIM	PP	SH	GW	GT	SHOTS	SPCTG
Eriksson	78	21	39	60	12	3	0	1	0	257	8.2
Young	78	23	35	58	64	5	0	2	0	217	10.6
Brasar	77	20	37	57	6	7	2	2	1	170	11.8
Sharpley	79	22	33	55	42	6	0	3	1	215	10.2
Brad Maxwell	75	18	29	47	100	12	0	0	1	209	8.6
Andersson	73	15	18	33	4	3	0	1	1	121	12.4
Zanussi	68	15	17	32	89	4	0	2	1	97	15.5
Jensen	74	13	17	30	73	2	0	1	1	132	9.8
Talafous	75	13	16	29	25	2	0	2	0	80	16.3
Jarry	35	9	17	26	2	1	0	1	0	77	11.7
Bennett	64	11	10	21	91	1	0	0	1	67	16.4
Beverly	57	7	14	21	18	0	0	1	0	87	8.0
Younghans	72	10	8	18	100	1	0	0	0	71	14.1
J. Roberts	42	4	14	18	19	0	0	0	0	75	5.3
Pirus	61	9	6	15	38	1	0	1	1	89	10.1
Barrett	79	0	15	15	59	0	0	0	0	87	0.0
Hicks	61	2	9	11	51	0	0	0	1	81	2.5
Bryan Maxwell	18	2	5	7	41	1	0	0	0	33	6.1
Reid	36	1	6	7	21	0	0	1	0	26	3.8
Engele	52	1	5	6	105	0	1	0	0	44	2.3
Hogaboam	8	1	2	3	4	0	0	0	0	6	16.7
O'Brien	13	0	2	2	32	0	0	0	0	8	0.0
LoPresti	53	0	2	2	0	0	0	0	0	0	0.0
Butters	23	1	0	1	30	0	0	0	0	18	5.6
Fairbairn	6	0	1	1	0	0	0	0	0	7	0.0
Nanne	26	0	1	1	8	0	0	0	0	22	0.0
Ahrens	1	0	0	0	0	0	0	0	0	0	0.0
Gallimore	2	0	0	0	0	0	0	0	0	0	0.0
Jackson	2	0	0	0	2	0	0	0	0	3	0.0
Boo	6	0	0	0	22	0	0	0	0	2	0.0
Magee	7	0	0	0	4	0	0	0	0	4	0.0

GM#	DATE	OPP'T	RSLT	SCORE	RECORD	GM#	DATE	OPP'T	RSLT	SCORE	RECORD
1	10-12	@ MTL	L	3-7	0-1-0	41	1-14	@ STL	L	2-5	9-27-5
2	10-15	VAN	L	3-5	0-2-0	42	1-18	NYI	L	2-5	9-28-5
3	10-19	@ ATL	L	1-5	0-3-0	43	1-21	CHI	L	1-4	9-29-5
4	10-20	CLV	L	4-7	0-4-0	44	1-22	ATL	L	3-4	9-30-5
5	10-22	DET	L	2-4	0-5-0	45	1-26	@ BUF	W	2-1	10-30-5
6	10-23	@ BUF	L	1-4	0-6-0	46	1-28	CLV	L	1-2	10-31-5
7	10-26	BOS	W	3-0	1-6-0	47	1-29	@ WSH	W	4-0	11-31-5
8	10-27	@ DET	L	1-3	1-7-0	48	1-31	@ ATL	L	4-7	11-32-5
9	10-29	WSH	W	7-4	2-7-0	49	2-1	@ PIT	L	1-6	11-33-5
10	11-2	NYI	W	3-2	3-7-0	50	2-4	BUF	L	2-4	11-34-5
11	11-5	CHI	L	2-5	3-8-0	51	2-8	@ NYR	L	0-3	11-35-5
12	11-7	@ MTL	W	5-3	4-8-0	52	2-11	VAN	W	3-2	12-35-5
13	11-9	@ CHI	T	2-2	4-8-1	53	2-12	COL	T	3-3	12-35-6
14	11-11	@ VAN	L	2-4	4-9-1	54	2-16	@ PHI	W	4-2	13-35-6
15	11-12	@ LA	T	2-2	4-9-2	55	2-18	@ TOR	L	4-5	13-36-6
16	11-16	PIT	W	7-4	5-9-2	56	2-19	@ WSH	L	1-2	13-37-6
17	11-19	PHI	L	2-7	5-10-2	57	2-22	LA	W	4-1	14-37-6
18	11-22	@ ATL	L	2-4	5-11-2	58	2-24	@ COL	L	2-3	14-38-6
19	11-23	NYI	L	2-9	5-12-2	59	2-25	@ VAN	L	1-5	14-39-6
20	11-26	COL	T	4-4	5-12-3	60	2-28	@ STL	L	1-7	14-40-6
21	11-29	ATL	W	4-3	6-12-3	61	3-1	STL	L	2-3	14-41-6
22	12-1	@ BOS	L	2-4	6-13-3	62	3-4	DET	L	1-3	14-42-6
23	12-3	NYR	L	0-4	6-14-3	63	3-5	@ DET	L	3-4	14-43-6
24	12-4	@ NYR	T	4-4	6-14-4	64	3-8	CHI	L	3-4	14-44-6
25	12-6	@ NYI	L	2-4	6-15-4	65	3-11	@ STL	T	1-1	14-44-7
26	12-7	@ TOR	L	3-6	6-16-4	66	3-13	MTL	L	2-5	14-45-7
27	12-10	BUF	L	2-4	6-17-4	67	3-16	@ BOS	L	2-7	14-46-7
28	12-11	@ CHI	L	3-8	6-18-4	68	3-17	@ CLV	T	4-4	14-46-8
29	12-14	MTL	W	3-2	7-18-4	69	3-19	NYR	T	7-7	14-46-9
30	12-16	TOR	L	5-8	7-19-4	70	3-21	PIT	W	7-1	15-46-9
31	12-17	@ COL	L	1-5	7-20-4	71	3-23	LA	L	1-3	15-47-9
32	12-21	@ LA	L	1-8	7-21-4	72	3-25	PHI	L	3-4	15-48-9
33	12-23	@ VAN	W	7-5	8-21-4	73	3-26	@ NYI	L	3-6	15-49-9
34	12-27	STL	W	1-0	9-21-4	74	3-28	VAN	W	9-4	16-49-9
35	12-29	@ PHI	L	2-5	9-22-4	75	3-29	@ CLV	L	3-7	16-50-9
36	1-4	NYR	L	3-5	9-23-4	76	4-1	@ COL	L	2-4	16-51-9
37	1-7	BOS	L	1-3	9-24-4	77	4-4	@ COL	W	5-3	17-51-9
38	1-8	STL	L	1-3	9-25-4	78	4-5	@ PIT	L	2-7	17-52-9
39	1-11	TOR	L	3-4	9-26-4	79	4-8	@ CHI	L	2-4	17-53-9
40	1-13	WSH	T	2-2	9-26-5	80	4-9	@ PHI	W	3-1	18-53-9

1976-77

23-39-18

64 PTS.



PLAYER	GP	G	A	PTS	PIM	PP	SH	GW	GT	SHOTS	SPCTG
Young	80	29	66	95	58	10	0	2	3	223	13.0
Eriksson	80	25	44	69	10	10	0	1	3	249	10.0
Sharpley	80	25	32	57	48	2	1	6	2	206	12.1
Hicke	77	30	20	50	41	10	0	5	3	186	16.1
Talafous	80	22	27	49	10	9	0	2	1	185	11.9
Jensen	78	22	23	45	62	4	2	1	3	160	13.8
Pirus	79	20	17	37	47	1	0	1	1	128	15.6
Fairbairn	51	9	20	29	2	0	2	2	0	83	10.8
Hogaboam	73	10	15	25	16	0	0	0	0	120	8.3
O'Brien	75	6	18	24	114	2	0	1	0	74	8.1
Nanne	68	2	20	22	12	2	0	0	0	69	2.9
Jarry	21	8	13	21	2	4	0	1	1	52	15.4
J. Roberts	53	11	8	19	14	1	0	0	1	73	15.1
Hicks	79	5	14	19	68	1	1	0	0	83	6.0
Beverley	52	2	17	19	6	0	0	0	0	59	3.4
Youngmans	78	8	6	14	35	1	3	0	0	54	14.8
Bialowas	18	1	9	10	0	1	0	0	0	21	4.8
Barrett	60	1	8	9	46	0	0	0	0	54	1.9
Engel	31	1	7	8	41	0	0	1	0	36	2.8
Reid	65	0	8	8	52	0	0	0	0	45	0.0
Goldsworthy	16	2	3	5	6	1	0	0	0	39	5.1
Nantais	40	1	3	4	53	0	0	0	0	23	4.3
Dunlop	3	0	1	1	0	0	0	0	0	8	0.0
LoPresti	44	0	1	1	4	0	0	0	0	0	0.0
Ahrens	2	0	0	0	5	0	0	0	0	1	0.0
Harrison	2	0	0	0	0	0	0	0	0	0	0.0
G. Smith	36	0	0	0	12	0	0	0	0	0	0.0

GM#	DATE	OPP'T	RSLT	SCORE	RECORD	GM#	DATE	OPP'T	RSLT	SCORE	RECORD	
1	10-6	@ NYR	L	5-6	0-1-0	41	1-12	@ VAN	L	3-5	10-22-9	
2	10-7	@ BOS	L	2-6	0-2-0	42	1-15	@ BOS	T	3-3	10-22-10	
3	10-9	COL	W	4-1	1-2-0	43	1-16	@ PHI	L	2-4	10-23-10	
4	10-12	NYR	L	4-10	1-3-0	44	1-18	@ NYI	L	2-7	10-24-10	
5	10-16	BUF	L	1-2	1-4-0	45	1-20	ATL	T	4-4	10-24-11	
6	10-17	@ CHI	L	0-3	1-5-0	46	1-22	BUF	W	L	4-3	11-24-11
7	10-20	ATL	W	4-3	2-5-0	47	1-23	TOR	L	2-5	11-25-11	
8	10-22	@ COL	T	3-3	2-5-1	48	1-26	@ LA	W	3-2	12-25-11	
9	10-23	CHI	W	4-3	3-5-1	49	1-29	@ VAN	L	3-4	12-26-11	
10	10-27	@ TOR	W	5-3	4-5-1	50	1-30	@ COL	L	2-4	12-27-11	
11	10-30	TOR	L	1-5	4-6-1	51	2-2	@ PIT	L	2-5	12-27-11	
12	10-31	@ PHI	L	1-9	4-7-1	52	2-5	VAN	T	5-5	12-28-12	
13	11-3	MTL	L	2-5	4-8-1	53	2-6	@ CHI	W	3-0	13-28-12	
14	11-6	@ NYI	L	2-5	4-9-1	54	2-9	COL	L	6-8	13-29-12	
15	11-7	@ WSH	L	1-4	4-10-1	55	2-12	DET	T	2-2	13-29-13	
16	11-10	PIT	W	3-2	5-10-1	56	2-13	@ BUF	L	2-6	13-30-13	
17	11-13	NYI	L	2-3	5-11-1	57	2-15	@ WSH	T	3-3	13-30-14	
18	11-14	@ BUF	T	4-4	5-11-2	58	2-17	WSH	T	4-4	13-30-15	
19	11-17	CLV	T	3-3	5-11-3	59	2-19	CHI	W	6-2	14-30-15	
20	11-19	@ MTL	L	3-6	5-12-3	60	2-20	@ COL	L	2-3	14-31-15	
21	11-20	@ TOR	L	3-8	5-13-3	61	2-23	BOS	W	2-1	15-31-15	
22	11-24	STL	L	2-4	5-14-3	62	2-25	@ ATL	L	2-6	15-32-15	
23	11-27	WSH	W	6-1	6-14-3	63	2-26	VAN	W	3-0	16-32-15	
24	11-28	@ NYR	L	1-4	6-15-3	64	3-1	PHI	L	2-5	16-33-15	
25	12-1	PHI	T	2-2	6-15-4	65	3-5	COL	W	6-3	17-33-15	
26	12-4	NYR	L	4-11	6-16-4	66	3-6	STL	W	3-2	18-33-15	
27	12-7	@ PIT	L	2-6	6-17-4	67	3-8	@ NYI	W	3-1	19-33-15	
28	12-8	ATL	L	0-5	6-18-4	68	3-9	@ NYR	L	4-6	19-34-15	
29	12-10	@ ATL	T	3-3	6-18-5	69	3-12	@ STL	T	3-3	19-34-16	
30	12-11	@ STL	T	1-1	6-18-6	70	3-13	NYI	T	5-5	19-34-17	
31	12-14	PHI	T	3-3	6-18-7	71	3-16	MTL	L	2-5	19-35-17	
32	12-18	VAN	L	1-3	6-19-7	72	3-18	@ CLV	T	2-2	19-35-18	
33	12-21	CHI	T	3-3	6-19-8	73	3-20	DET	W	2-1	20-35-18	
34	12-22	@ CLV	L	3-4	6-20-8	74	3-22	PIT	L	2-4	20-36-18	
35	12-28	LA	W	8-3	7-20-8	75	3-26	@ CHI	L	2-7	20-37-18	
36	12-30	@ MTL	T	5-5	7-20-9	76	3-28	STL	W	5-4	21-37-18	
37	1-1	@ STL	L	1-3	7-21-9	77	3-29	CLV	W	4-2	22-37-18	
38	1-5	LA	W	5-2	8-21-9	78	3-31	@ DET	W	3-1	23-37-18	
39	1-6	@ DET	W	7-2	9-21-9	79	4-2	@ LA	L	2-7	23-38-18	
40	1-8	BOS	W	3-1	10-21-9	80	4-3	@ VAN	L	3-6	23-39-18	



1973-76

20-53-7

47 PTS.

PLAYER	GP	G	A	PTS	PIM	PP	SH	GW	GT	SHOTS	SPCTG
Young	63	18	33	51	71	5	0	2	2	127	14.2
Talafous	79	18	30	48	18	4	1	2	1	137	13.1
Goldsworthy	68	24	22	46	47	6	0	3	0	174	13.8
D. Hextall	59	11	35	46	93	2	0	0	0	93	11.8
Hicke	80	23	19	42	77	6	0	4	0	185	12.4
Jarry	59	21	18	39	32	3	0	0	0	143	14.7
B. Hextall	58	8	20	28	84	3	1	1	1	89	9.0
Bialowas	58	5	18	23	22	5	0	1	0	87	5.7
Dunlop	33	9	11	20	8	1	0	1	1	55	16.4
Sather	72	9	10	19	94	1	0	1	0	73	12.3
Cameron	78	8	10	18	34	1	0	0	0	73	11.0
Hicks	80	5	13	18	54	3	0	1	0	102	4.9
Nanne	79	3	14	17	45	2	0	0	1	83	3.6
O'Brien	78	1	14	15	187	0	0	0	0	72	1.4
Reid	69	0	15	15	52	0	0	0	0	90	0.0
Hogaboam	18	7	7	14	6	1	0	0	1	44	15.9
Jensen	19	7	6	13	6	1	0	1	0	49	14.3
Cressman	80	4	8	12	33	0	0	1	0	72	5.6
Barrett	79	2	9	11	66	0	0	1	0	70	2.9
Gratton	32	7	3	10	14	3	0	0	0	51	13.7
Flesch	33	3	2	5	47	1	0	0	0	26	11.5
Rombough	19	2	2	4	6	0	0	1	0	9	22.2
Bill Plager	20	0	3	3	21	0	0	0	0	9	0.0
Antonovich	12	0	2	2	8	0	0	0	0	22	0.0
Engele	17	0	1	1	16	0	0	0	0	16	0.0
Ahrens	2	0	0	0	2	0	0	0	0	1	0.0
Nantais	5	0	0	0	17	0	0	0	0	2	0.0
Harrison	6	0	0	0	2	0	0	0	0	0	0.0
Maniago	47	0	0	0	11	0	0	0	0	0	0.0

GM#	DATE	OPP'T	RSLT	SCORE	RECORD	GM#	DATE	OPP'T	RSLT	SCORE	RECORD
1	10-8	VAN	L	2-3	0-1-0	41	1-14	TOR	L	5-6	13-26-2
2	10-11	PHI	L	5-9	0-2-0	42	1-17	WSH	W	7-3	14-26-2
3	10-15	CAL	W	4-1	1-2-0	43	1-18	@ BUF	L	1-4	14-27-2
4	10-18	CHI	L	1-3	1-3-0	44	1-21	VAN	W	5-1	15-27-2
5	10-19	@ CHI	L	2-3	1-4-0	45	1-23	@ VAN	L	3-8	15-28-2
6	10-22	@ CAL	L	2-4	1-5-0	46	1-25	@ PIT	T	1-1	15-28-3
7	10-24	@ VAN	L	2-4	1-6-0	47	1-27	@ NYI	L	3-4	15-29-3
8	10-26	@ LA	L	2-4	1-7-0	48	1-28	KC	W	9-3	16-29-3
9	10-29	KC	W	2-0	2-7-0	49	1-31	PHI	T	3-3	16-29-4
10	11-1	PIT	W	7-3	3-7-0	50	2-1	@ NYR	L	2-3	16-30-4
11	11-5	STL	L	1-4	3-8-0	51	2-4	@ DET	L	0-5	16-31-4
12	11-7	@ ATL	L	2-3	3-9-0	52	2-7	BUF	L	3-4	16-32-4
13	11-9	@ CHI	L	0-3	3-10-0	53	2-8	@ TOR	L	1-4	16-33-4
14	11-11	@ MTL	L	0-6	3-11-0	54	2-11	BOS	L	2-5	16-34-4
15	11-13	@ BOS	L	0-6	3-12-0	55	2-14	DET	L	2-3	16-35-4
16	11-15	NYR	L	2-5	3-13-0	56	2-15	CAL	L	3-7	16-36-4
17	11-18	@ STL	W	5-1	4-13-0	57	2-17	@ LA	L	1-2	16-37-4
18	11-19	MTL	L	0-6	4-14-0	58	2-18	@ VAN	L	3-6	16-38-4
19	11-22	ATL	L	3-6	4-15-0	59	2-20	@ VAN	L	0-7	16-39-4
20	11-26	NYI	L	1-9	4-16-0	60	2-22	@ KC	W	6-3	17-39-4
21	11-29	WSH	W	5-3	5-16-0	61	2-24	NYI	L	2-7	17-40-4
22	12-3	TOR	W	3-1	6-16-0	62	2-26	@ PHI	L	2-3	17-41-4
23	12-6	KC	W	4-0	7-16-0	63	2-28	NYR	W	5-3	18-41-4
24	12-7	@ PHI	L	1-6	7-17-0	64	3-1	@ TOR	L	2-4	18-42-4
25	12-9	@ NYI	L	0-6	7-18-0	65	3-2	PIT	L	2-6	18-43-4
26	12-11	@ KC	W	5-3	8-18-0	66	3-6	@ PIT	L	0-5	18-44-4
27	12-13	CHI	W	2-1	9-18-0	67	3-7	VAN	L	3-4	18-45-4
28	12-14	@ WSH	T	4-4	9-18-1	68	3-10	ATL	L	1-4	18-46-4
29	12-17	ATL	W	3-2	10-18-1	69	3-13	CHI	L	1-4	18-47-4
30	12-18	@ BUF	L	2-5	10-19-1	70	3-14	BUF	L	2-8	18-48-4
31	12-20	DET	W	5-3	11-19-1	71	3-16	@ NYI	W	3-1	19-48-4
32	12-21	@ NYR	L	0-2	11-20-1	72	3-17	@ NYR	L	1-3	19-49-4
33	12-26	@ WSH	T	1-1	11-20-2	73	3-21	LA	T	4-4	19-49-5
34	12-27	@ MTL	L	1-2	11-21-2	74	3-23	PHI	T	3-3	19-49-6
35	12-29	LA	W	2-1	12-21-2	75	3-24	@ KC	W	4-1	20-49-6
36	12-31	BOS	L	1-6	12-22-2	76	3-27	@ STL	L	3-6	20-50-6
37	1-3	@ STL	L	2-3	12-23-2	77	3-28	@ CHI	L	3-5	20-51-6
38	1-7	MTL	L	1-2	12-24-2	78	3-30	STL	L	3-5	20-52-6
39	1-8	@ DET	L	0-5	12-25-2	79	4-2	@ ATL	L	2-4	20-53-6
40	1-10	STL	W	2-0	13-25-2	80	4-4	@ BOS	T	2-2	20-53-7

1974-75

23-50-7

53 PTS.



PLAYER	GP	G	A	PTS	PIM	PP	SH	GW	GT	SHOTS	SPCTG
D. Hextall	80	17	57	74	147	4	0	2	0	161	10.6
Goldsworthy	71	37	35	72	77	11	1	3	1	273	13.6
Oliver	80	19	15	34	24	3	1	1	1	137	13.9
Boucha	51	15	14	29	23	1	0	1	1	129	11.6
Hicke	42	15	13	28	91	7	0	1	0	114	13.2
Dunlop	52	9	18	27	8	2	0	3	0	82	11.0
Gratton	34	14	12	26	8	4	0	1	0	88	15.9
Stanfield	40	8	18	26	12	2	0	1	2	107	7.5
Parise	38	9	16	25	40	1	0	0	1	65	13.8
Talafous	43	8	17	25	6	0	0	2	0	68	11.8
Gibbs	37	4	20	24	22	2	0	1	0	101	4.0
Flesch	57	8	15	23	42	2	0	1	0	77	10.4
Drouin	38	4	18	22	16	1	0	1	0	72	5.6
Barrett	62	3	18	21	82	0	0	0	0	79	3.8
Hicks	80	6	12	18	51	1	0	0	0	76	7.9
Cameron	40	10	7	17	12	1	0	1	0	65	15.4
O'Brien	56	6	10	16	125	0	1	1	0	79	7.6
Rombough	40	6	9	15	33	0	0	1	0	63	9.5
Nanne	49	6	9	15	35	1	0	0	1	49	12.2
Martineau	76	6	9	15	61	0	0	0	0	54	11.1
Bialowas	40	2	10	12	2	2	0	0	0	62	3.2
Reid	74	1	5	6	103	0	0	1	0	98	1.0
Nantais	18	4	1	5	9	0	0	1	0	13	30.8
Norrish	12	1	2	3	2	0	0	0	0	13	7.7
Cressman	5	2	0	2	4	0	0	0	0	13	15.4
Langlais	11	1	1	2	2	0	0	0	0	15	6.7
Ahrens	44	0	2	2	77	0	0	0	0	20	0.0
Cook	2	0	1	1	0	0	0	0	0	9	0.0
Chinnick	3	0	1	1	0	0	0	0	0	6	0.0
MacDougal	1	0	0	0	0	0	0	0	0	0	0.0
Colley	1	0	0	0	2	0	0	0	0	0	0.0
Rogers	4	0	0	0	0	0	0	0	0	2	0.0
Bill Plager	7	0	0	0	8	0	0	0	0	10	0.0

GM#	DATE	OPP'T	RSLT	SCORE	RECORD	GM#	DATE	OPP'T	RSLT	SCORE	RECORD
1	10-9	PIT	L	2-4	0-1-0	41	1-15	NYR	L	3-5	11-25-5
2	10-12	WSH	W	6-0	1-1-0	42	1-18	@ STL	L	4-5	11-26-5
3	10-16	VAN	T	1-1	1-1-1	43	1-19	@ DET	T	4-4	11-26-6
4	10-19	BUF	L	1-2	1-2-1	44	1-23	MTL	L	0-7	11-27-6
5	10-20	@ CHI	L	0-6	1-3-1	45	1-25	KC	W	4-1	12-27-6
6	10-22	@ VAN	W	3-2	2-3-1	46	1-28	@ NYI	L	2-6	12-28-6
7	10-25	@ ATL	T	2-2	2-3-2	47	1-29	NYI	L	3-4	12-29-6
8	10-26	@ NYI	L	0-4	2-4-2	48	2-1	@ KC	W	3-2	13-29-6
9	10-30	BOS	T	3-3	2-4-3	49	2-2	ATL	L	3-5	13-30-6
10	11-3	@ BOS	L	1-10	2-5-3	50	2-5	CHI	L	1-2	13-31-6
11	11-4	@ MTL	L	1-6	2-6-3	51	2-6	@ BOS	L	2-3	13-32-6
12	11-6	@ TOR	L	4-7	2-7-3	52	2-8	PHI	W	5-0	14-32-6
13	11-7	@ PHI	L	0-2	2-8-3	53	2-9	@ ATL	W	3-2	15-32-6
14	11-9	TOR	W	7-5	3-8-3	54	2-12	NYI	L	2-4	15-33-6
15	11-13	DET	W	7-4	4-8-3	55	2-15	NYR	L	2-9	15-34-6
16	11-14	@ BUF	L	3-5	4-9-3	56	2-16	CAL	W	8-4	16-34-6
17	11-16	KC	W	3-1	5-9-3	57	2-19	ATL	L	2-4	16-35-6
18	11-18	@ MTL	L	4-9	5-10-3	58	2-22	VAN	W	4-1	17-35-6
19	11-21	STL	W	3-2	6-10-3	59	2-23	@ KC	L	2-4	17-36-6
20	11-23	CAL	W	3-1	7-10-3	60	2-25	TOR	L	2-9	17-37-6
21	11-24	@ WSH	T	4-4	7-10-4	61	2-26	@ CAL	W	3-1	18-37-6
22	11-27	WSH	W	6-4	8-10-4	62	3-1	@ LA	L	4-7	18-38-6
23	11-30	CHI	W	5-3	9-10-4	63	3-4	VAN	W	6-4	19-38-6
24	12-1	@ CHI	L	0-3	9-11-4	64	3-5	PHI	L	2-9	19-39-6
25	12-3	@ VAN	L	5-6	9-12-4	65	3-8	@ TOR	L	3-5	19-40-6
26	12-4	@ LA	L	1-4	9-13-4	66	3-9	STL	L	4-5	19-41-6
27	12-6	@ CAL	L	3-5	9-14-4	67	3-12	@ ATL	L	4-9	19-42-6
28	12-8	@ BUF	L	0-5	9-15-4	68	3-15	CHI	L	2-5	19-43-6
29	12-10	MTL	L	3-5	9-16-4	69	3-16	DET	W	4-3	20-43-6
30	12-12	@ PHI	L	0-6	9-17-4	70	3-18	LA	L	3-5	20-44-6
31	12-14	BUF	W	4-2	10-17-4	71	3-20	@ WSH	W	5-1	21-44-6
32	12-18	@ NYR	L	0-7	10-18-4	72	3-22	@ PHI	L	0-4	21-45-6
33	12-21	PIT	W	8-7	11-18-4	73	3-23	NYI	T	3-3	21-45-7
34	12-26	@ DET	T	4-4	11-18-5	74	3-25	KC	W	2-1	22-45-7
35	12-28	@ STL	L	2-4	11-19-5	75	3-26	@ NYR	W	4-2	23-45-7
36	12-30	NYR	L	1-8	11-20-5	76	3-29	@ STL	L	1-2	23-46-7
37	1-2	@ PIT	L	3-6	11-21-5	77	3-30	@ PIT	L	1-4	23-47-7
38	1-4	BOS	L	0-8	11-22-5	78	4-1	STL	L	3-7	23-48-7
39	1-6	@ KC	L	2-5	11-23-5	79	4-4	@ VAN	L	1-4	23-49-7
40	1-8	LA	L	2-4	11-24-5	80	4-6	@ CHI	L	0-3	23-50-7



1973-74

23-38-17 63 PTS.

PLAYER	GP	G	A	PTS	PIM	PP	SH	GW	GT	SHOTS	SPECTG
D. Hextall	78	20	62	82	138	2	1	3	2	152	13.1
Goldsworthy	74	48	26	74	73	12	1	4	2	321	14.9
Grant	78	29	35	64	16	3	0	3	3	185	15.6
Parise	78	18	37	55	42	2	0	1	3	188	9.5
Stanfield	71	16	28	44	10	3	0	2	2	218	7.3
Drouin	65	19	24	43	30	4	0	2	2	200	9.5
Gibbs	76	9	29	38	82	3	0	0	1	151	5.9
Oliver	78	17	20	37	4	3	1	0	0	146	11.6
Harvey	72	16	17	33	14	1	0	3	0	190	8.4
Nanne	76	11	21	32	46	2	0	2	0	139	7.9
Bergman	57	3	23	26	66	1	0	1	0	87	3.4
Reid	76	4	19	23	81	0	0	0	1	118	3.3
Featherstone	54	9	12	21	4	0	2	0	1	92	9.7
O'Brien	77	5	12	17	166	0	0	2	0	66	7.5
Gambucci	42	1	7	8	9	0	0	0	0	26	3.8
Barrett	40	0	7	7	12	0	0	0	0	31	0.0
Langlais	14	3	3	6	8	0	0	0	0	45	6.6
Rogers	10	2	4	6	0	0	0	0	0	13	15.3
Prentice	24	2	3	5	4	0	0	0	0	36	5.5
Holbrook	22	1	3	4	4	1	0	0	0	19	5.2
Norrish	9	2	1	3	0	0	0	0	0	6	33.3
Chinnick	1	0	1	1	0	0	0	0	0	1	0.0
Ahrens	3	0	1	1	0	0	0	0	0	4	0.0
Harris	12	0	1	1	4	0	0	0	0	10	0.0
Bill Plager	1	0	0	0	2	0	0	0	0	0	0.0
Byers	10	0	0	0	0	0	0	0	0	11	0.0
Dunlop	12	0	0	0	2	0	0	0	0	11	0.0
Maniago	40	0	0	0	2	0	0	0	0	0	0.0

GM#	DATE	OPP'T	RSLT	SCORE	RECORD	GM#	DATE	OPP'T	RSLT	SCORE	RECORD
1	10-10	MTL	L	2-5	0-1-0	40	1-10	@ PHI	L	4-7	12-18-10
2	10-13	BUF	L	3-4	0-2-0	41	1-12	NYI	L	3-4	12-19-10
3	10-14	@ CHI	T	1-1	0-2-1	42	1-15	@ STL	W	5-3	13-19-10
4	10-17	PIT	L	2-4	0-3-1	43	1-17	@ MTL	L	1-6	13-20-10
5	10-18	@ DET	T	4-4	0-3-2	44	1-19	TOR	W	5-3	14-20-10
6	10-20	STL	T	4-4	0-3-3	45	1-23	@ LA	L	1-3	14-21-10
7	10-23	@ TOR	T	2-2	0-3-4	46	1-25	@ VAN	W	5-4	15-21-10
8	10-25	@ NYI	T	1-1	0-3-5	47	1-27	@ CAL	T	2-2	15-21-11
9	10-27	@ MTL	L	2-4	0-4-5	48	1-31	@ TOR	L	1-3	15-22-11
10	10-28	@ BOS	T	3-3	0-4-6	49	2-2	NYR	L	1-3	15-23-11
11	10-31	BOS	L	0-5	0-5-6	50	2-3	@ NYR	T	5-5	15-23-12
12	11-3	CHI	W	5-4	1-5-6	51	2-5	@ NYI	L	2-6	15-24-12
13	11-7	LA	W	5-7	2-5-6	52	2-6	MTL	W	4-3	16-24-12
14	11-10	DET	L	2-4	2-6-6	53	2-9	@ TOR	L	1-4	16-25-12
15	11-13	@ PIT	L	2-5	2-7-6	54	2-10	@ BOS	L	0-4	16-26-12
16	11-14	VAN	W	6-3	3-7-6	55	2-13	VAN	T	3-3	16-26-13
17	11-17	NYR	L	3-6	3-8-6	56	2-16	@ STL	W	4-2	17-26-13
18	11-21	MTL	L	3-4	3-9-6	57	2-17	CAL	W	7-1	18-26-13
19	11-22	@ STL	L	1-2	3-10-6	58	2-20	BOS	T	5-5	18-26-14
20	11-24	CAL	W	6-3	4-10-6	59	2-23	ATL	L	3-5	18-27-14
21	11-28	@ CAL	L	1-5	4-11-6	60	2-27	CHI	L	1-3	18-28-14
22	11-30	@ VAN	W	5-4	5-11-6	61	2-28	@ PHI	T	2-2	18-28-15
23	12-1	@ LA	T	1-1	5-11-7	62	3-2	NYR	L	1-3	18-29-15
24	12-6	TOR	L	1-4	5-12-7	63	3-6	BUF	T	4-4	18-29-16
25	12-8	DET	W	3-0	6-12-7	64	3-8	@ ATL	L	1-3	18-30-16
26	12-9	@ CHI	L	3-5	6-13-7	65	3-10	STL	W	8-1	19-30-16
27	12-11	LA	W	6-3	7-13-7	66	3-13	ATL	W	5-1	20-30-16
28	12-13	@ BOS	L	2-4	7-14-7	67	3-16	PHI	L	2-4	20-31-16
29	12-15	BUF	W	4-3	8-14-7	68	3-17	@ BUF	L	2-5	20-32-16
30	12-19	ATL	W	4-2	9-14-7	69	3-19	CAL	W	6-3	21-32-16
31	12-22	@ LA	L	2-5	9-15-7	70	3-23	PIT	W	5-1	22-32-16
32	12-23	@ CAL	T	2-2	9-15-8	71	3-24	@ CHI	L	0-6	22-33-16
33	12-26	NYI	W	1-0	10-15-8	72	3-26	LA	W	5-1	23-33-16
34	12-28	@ VAN	W	5-3	11-15-8	73	3-27	@ PIT	T	3-3	23-33-17
35	12-30	@ NYR	L	3-4	11-16-8	74	3-30	@ ATL	L	1-4	23-34-17
36	1-2	PIT	W	8-4	12-16-8	75	3-31	@ BUF	L	1-6	23-35-17
37	1-5	PHI	T	3-3	12-16-9	76	4-2	PHI	L	3-6	23-36-17
38	1-6	@ DET	L	6-9	12-17-9	77	4-6	@ NYI	L	2-4	23-37-17
39	1-9	DET	T	2-2	12-17-10	78	4-7	@ PHI	L	2-6	23-38-17

1972-73

37-30-11

85 PTS.



PLAYER	GP	G	A	PTS	PIM	PP	SH	GW	GT	SHOTS	SPCTG
D. Hextall	78	30	52	82	140	3	0	4	0	140	21.4
Parise	78	27	48	75	96	6	0	4	1	188	14.3
Drouin	78	27	46	73	61	3	0	5	0	279	9.6
Grant	78	32	35	67	12	3	0	6	1	251	12.7
Goldsworthy	75	27	33	60	97	8	0	2	2	260	10.3
Harvey	68	21	34	55	16	3	0	3	2	184	11.4
Prentice	73	26	16	42	22	5	0	5	3	168	15.4
Oliver	75	11	31	42	10	2	0	2	0	174	6.3
Nanne	74	15	20	35	39	2	0	2	0	142	10.5
Gibbs	63	10	24	34	54	2	0	0	1	163	6.1
Harris	78	7	23	30	83	0	0	1	0	94	7.4
Nevin	66	5	13	18	0	0	0	1	0	55	9.0
Mohns	67	4	13	17	52	0	0	1	0	104	3.8
O'Brien	74	3	11	14	75	0	0	0	0	58	5.1
Reid	60	1	13	14	50	0	0	0	0	79	1.2
Burns	65	4	7	11	13	0	1	0	1	41	9.7
Barrett	46	2	4	6	21	0	0	0	0	51	3.9
Holbrook	21	2	3	5	0	0	0	1	0	18	11.1
Byers	14	0	2	2	6	0	0	0	0	17	0.0
Worsley	12	0	1	1	22	0	0	0	0	0	0.0
McElmury	7	0	1	1	2	0	0	0	0	0	0.0
McIntosh	2	0	0	0	0	0	0	0	0	0	0.0
Blackburn	4	0	0	0	4	0	0	0	0	0	0.0
Gilbert	21	0	0	0	4	0	0	0	0	0	0.0
Maniago	47	0	0	0	2	0	0	0	0	0	0.0

GM#	DATE	OPP'T	RSLT	SCORE	RECORD	GM#	DATE	OPP'T	RSLT	SCORE	RECORD
1	10-7	@ MTL	L	0-3	0-1-0	40	1-10	MTL	L	0-6	19-16-5
2	10-11	CAL	W	5-2	1-1-0	41	1-11	@ BOS	T	1-1	19-16-6
3	10-14	VAN	T	3-3	1-1-1	42	1-13	NYI	W	8-1	20-16-6
4	10-15	@ NYR	L	2-6	1-2-1	43	1-16	@ NYI	W	1-0	21-16-6
5	10-18	@ ATL	W	6-0	2-2-1	44	1-18	@ PHI	L	1-6	21-17-6
6	10-21	ATL	L	2-3	2-3-1	45	1-20	CHI	T	3-3	21-17-7
7	10-24	@ STL	W	2-1	3-3-1	46	1-21	@ DET	W	5-3	22-17-7
8	10-25	TOR	L	3-4	3-4-1	47	1-23	LA	T	5-5	22-17-8
9	10-28	PHI	W	2-1	4-4-1	48	1-25	@ BUF	L	2-5	22-18-8
10	10-29	@ BUF	L	1-2	4-5-1	49	1-28	@ CHI	L	1-5	22-19-8
11	11-1	STL	T	3-3	4-5-2	50	2-1	@ ATL	L	1-3	22-20-8
12	11-4	CHI	W	5-3	5-5-2	51	2-3	@ PIT	L	1-2	22-21-8
13	11-8	CAL	W	5-2	6-5-2	52	2-4	PIT	W	4-3	23-21-8
14	11-10	@ ATL	L	1-5	6-6-2	53	2-7	BOS	L	2-3	23-22-8
15	11-11	NYI	W	3-0	7-6-2	54	2-8	@ STL	L	2-3	23-23-8
16	11-14	LA	W	4-1	8-6-2	55	2-10	DET	W	3-1	24-23-8
17	11-15	@ PIT	L	1-7	8-7-2	56	2-11	VAN	W	6-3	25-23-8
18	11-18	@ TOR	T	4-4	8-7-3	57	2-14	STL	W	5-2	26-23-8
19	11-19	@ CHI	W	5-1	9-7-3	58	2-17	BOS	W	5-2	27-23-8
20	11-22	TOR	W	3-1	10-7-3	59	2-18	@ PHI	L	1-5	27-24-8
21	11-25	@ LA	W	3-0	11-7-3	60	2-21	STL	L	2-5	27-25-8
22	11-26	@ VAN	W	3-1	12-7-3	61	2-24	BUF	W	4-2	28-25-8
23	11-29	ATL	W	5-0	13-7-3	62	2-25	@ NYR	L	5-6	28-26-8
24	12-2	BUF	W	8-6	14-7-3	63	2-28	CAL	W	7-3	29-26-8
25	12-3	@ BUF	L	4-7	14-8-3	64	3-3	ATL	W	3-0	30-26-8
26	12-6	@ MTL	L	3-6	14-9-3	65	3-4	@ PIT	W	5-2	31-26-8
27	12-7	@ PHI	L	2-6	14-10-3	66	3-7	PIT	W	10-4	32-26-8
28	12-9	DET	W	7-0	15-10-3	67	3-10	@ TOR	L	3-4	32-27-8
29	12-10	@ CHI	L	1-5	15-11-3	68	3-11	NYI	W	2-1	33-27-8
30	12-13	PHI	W	7-2	16-11-3	69	3-13	LA	T	2-2	33-27-9
31	12-16	NYR	W	5-1	17-11-3	70	3-15	TOR	W	5-2	34-27-9
32	12-17	@ DET	L	4-6	17-12-3	71	3-17	@ LA	W	4-3	35-27-9
33	12-20	@ CAL	W	5-2	18-12-3	72	3-18	@ CAL	L	0-2	35-28-9
34	12-23	@ NYI	L	2-4	18-13-3	73	3-20	NYR	L	1-6	35-29-9
35	12-27	MTL	W	3-2	19-13-3	74	3-22	@ BOS	L	3-5	35-30-9
36	12-29	BOS	L	0-2	19-14-3	75	3-25	@ NYR	W	2-1	36-30-9
37	12-31	@ DET	T	4-4	19-14-4	76	3-27	VAN	W	4-3	37-30-9
38	1-6	CHI	L	0-2	19-15-4	77	3-28	@ STL	T	3-3	37-30-10
39	1-8	@ MTL	T	3-3	19-15-5	78	3-30	@ VAN	T	3-3	37-30-11



1971-72

37-25-12 86 PTS.

PLAYER	GP	G	A	PTS	PIM	PP	SH	GW	GT	SHOTS	SPCTG
Goldsworthy	78	31	31	62	59	6	0	8	1	295	10.5
Oliver	77	27	29	56	16	7	0	4	4	191	14.1
Drouin	63	13	43	56	31	3	0	5	1	213	6.1
Nanne	78	21	28	49	27	7	0	6	0	154	13.6
Prentice	71	20	27	47	14	7	0	1	0	207	9.6
Grant	78	18	25	43	18	6	0	0	1	212	8.4
Parise	71	19	18	37	70	6	0	3	1	182	10.4
Mohns	78	6	30	36	82	4	0	3	0	143	4.1
Nevin	72	15	19	34	6	2	0	2	0	96	15.6
C. Burns	77	11	14	25	24	0	1	2	0	88	12.5
Gibbs	75	4	20	24	128	1	1	0	0	160	2.5
Reid	78	6	15	21	107	1	0	1	1	111	5.4
Hampson	78	5	14	19	6	0	2	0	0	100	5.0
T. Harris	78	2	15	17	77	0	0	0	1	89	2.2
D. Hextall	36	6	10	16	49	3	0	1	2	46	13.0
O'Brien	70	3	6	9	108	0	0	1	0	68	4.4
Labossiere	9	2	3	5	0	0	0	0	0	23	8.6
Cameron	64	2	1	3	11	0	0	0	0	32	6.2
Gambucci	9	1	0	1	0	0	0	0	0	3	33.3
Worsley	34	0	1	1	2	0	0	0	0	0	0.0
Heindl	2	0	0	0	0	0	0	0	0	1	0.0
Gilbert	4	0	0	0	0	0	0	0	0	0	0.0
Paradise	6	0	0	0	6	0	0	0	0	1	0.0
Maniago	43	0	0	0	4	0	0	0	0	0	0.0

GM#	DATE	OPP'T	RSLT	SCORE	RECORD	GM#	DATE	OPP'T	RSLT	SCORE	RECORD
1	10-9	@ DET	W	4-2	1-0-0	40	1-11	@ VAN	T	2-2	22-12-6
2	10-14	MTL	T	1-1	1-0-1	41	1-12	@ CAL	L	0-2	22-13-6
3	10-16	CHI	L	2-3	1-1-1	42	1-15	@ STL	L	2-7	22-14-6
4	10-17	@ BUF	W	3-2	2-1-1	43	1-16	@ CHI	L	2-3	22-15-6
5	10-20	VAN	W	7-0	3-1-1	44	1-18	CAL	T	1-1	22-15-7
6	10-23	BUF	W	5-1	4-1-1	45	1-19	@ DET	W	4-1	23-15-7
7	10-24	@ LA	W	6-3	5-1-1	46	1-22	TOR	W	4-1	24-15-7
8	10-27	@ STL	W	2-1	6-1-1	47	1-23	LA	W	5-3	25-15-7
9	10-28	PIT	W	2-0	7-1-1	48	1-27	@ MTL	W	6-5	26-15-7
10	10-30	@ TOR	T	1-1	7-1-2	49	1-29	NYR	W	4-2	27-15-7
11	10-31	@ BOS	L	2-5	7-2-2	50	1-30	@ NYR	T	1-1	27-15-8
12	11-3	TOR	W	2-1	8-2-2	51	2-2	@ TOR	L	2-3	27-16-8
13	11-6	STL	W	5-1	9-2-2	52	2-3	@ BOS	L	1-6	27-17-8
14	11-7	@ PHI	W	3-0	10-2-2	53	2-5	BUF	T	3-3	27-17-9
15	11-10	DET	L	1-2	10-3-2	54	2-6	@ CHI	L	0-5	27-18-9
16	11-13	MTL	L	1-5	10-4-2	55	2-9	LA	W	4-1	28-18-9
17	11-16	@ PIT	W	5-1	11-4-2	56	2-10	@ STL	W	3-1	29-18-9
18	11-18	PIT	W	4-3	12-4-2	57	2-12	PHI	W	5-1	30-18-9
19	11-20	NYR	W	4-1	13-4-2	58	2-16	DET	W	4-2	31-18-9
20	11-21	@ PHI	T	1-1	13-4-3	59	2-19	BOS	L	4-6	31-19-9
21	11-23	@ VAN	W	2-1	14-4-3	60	2-20	PIT	W	2-0	32-19-9
22	11-26	@ CAL	W	2-1	15-4-3	61	2-24	MTL	L	2-4	32-20-9
23	11-27	@ LA	W	3-1	16-4-3	62	2-26	STL	L	2-3	32-21-9
24	12-1	CAL	W	4-1	17-4-3	63	3-2	@ PHI	L	0-3	32-22-9
25	12-4	PHI	W	3-1	18-4-3	64	3-4	@ PIT	L	2-4	32-23-9
26	12-5	@ BUF	L	1-3	18-5-3	65	3-5	CHI	W	2-1	33-23-9
27	12-8	@ TOR	L	1-3	18-6-3	66	3-8	BOS	L	4-5	33-24-9
28	12-11	@ MTL	L	3-4	18-7-3	67	3-12	TOR	T	2-2	33-24-10
29	12-12	@ CHI	L	3-5	18-8-3	68	3-14	BUF	L	3-4	33-25-10
30	12-15	STL	W	4-1	19-8-3	69	3-16	VAN	W	6-2	34-25-10
31	12-18	CHI	L	1-4	19-9-3	70	3-18	@ MTL	L	3-4	34-26-10
32	12-19	@ NYR	T	1-1	19-9-4	71	3-19	@ BOS	L	3-7	34-27-10
33	12-21	LA	W	3-2	20-9-4	72	3-21	CAL	W	4-2	35-27-10
34	12-25	NYR	L	1-2	20-10-4	73	3-23	@ BUF	T	4-4	35-27-11
35	12-26	@ DET	L	1-5	20-11-4	74	3-25	@ PIT	L	2-3	35-28-11
36	12-30	BOS	T	2-2	20-11-5	75	3-26	@ NYR	W	5-0	36-28-11
37	1-1	@ LA	W	3-2	21-11-5	76	3-28	PHI	T	2-2	36-28-12
38	1-5	DET	W	4-2	22-11-5	77	3-31	@ CAL	W	2-1	37-28-12
39	1-8	VAN	L	1-5	22-12-5	78	4-2	@ VAN	L	1-4	37-29-12



1970-71

28-34-16 72 PTS.

PLAYER	GP	G	A	PTS	PIM	PP	SH	GW	GT	SHOTS	SPCTG
Drouin	75	16	52	68	49	4	0	2	2	208	7.2
Goldsworthy	77	34	31	65	85	5	1	7	2	295	11.5
Grant	78	34	23	57	46	12	0	1	3	283	12.0
Parise	73	11	23	34	60	1	1	3	1	191	5.8
Oliver	61	9	23	32	8	3	1	0	1	115	7.8
C. Burns	76	9	19	28	13	0	0	1	1	110	8.2
O'Shea	59	14	12	26	16	0	0	3	0	155	9.0
Rousseau	63	4	20	24	12	0	0	0	1	122	3.3
Williams	41	10	13	23	16	3	0	2	1	61	16.4
Harvey	59	12	8	20	36	4	0	3	2	154	7.7
Gibbs	63	5	15	20	132	3	0	2	0	116	4.3
Reid	73	3	14	17	62	0	0	1	0	111	2.7
Nanne	68	5	11	16	22	0	0	0	1	61	8.2
T. Harris	78	2	13	15	130	1	0	0	0	90	2.2
Barrett	57	0	13	13	75	0	0	0	0	75	0.0
Labossiere	29	8	4	12	4	0	0	1	0	45	17.8
Hampson	18	4	6	10	4	1	3	2	0	34	11.8
Mohns	17	2	5	7	14	1	0	0	0	39	5.1
Lawson	33	1	5	6	2	0	0	0	0	25	4.0
O'Brien	27	3	2	5	29	0	0	0	0	15	20.0
McKechnie	30	3	1	4	34	0	0	0	0	39	7.7
Seguin	11	1	1	2	4	0	0	0	0	4	25.0
Heindl	12	1	1	2	0	0	0	0	0	18	5.6
Redmond	9	0	2	2	16	0	0	0	0	11	0.0
Beaudin	12	0	1	1	0	0	0	0	0	16	0.0
Maniago	40	0	1	1	2	0	0	0	0	0	0.0
M. Johnston	1	0	0	0	0	0	0	0	0	0	0.0
Polanic	3	0	0	0	0	0	0	0	0	2	0.0
Geldart	4	0	0	0	5	0	0	0	0	3	0.0
Barlow	7	0	0	0	0	0	0	0	0	7	0.0
Muloine	7	0	0	0	6	0	0	0	0	4	0.0
Caffery	8	0	0	0	0	0	0	0	0	1	0.0
Worsley	24	0	0	0	10	0	0	0	0	0	0.0
Gilbert	17	0	0	0	2	0	0	0	0	0	0.0

GM#	DATE	OPP'T	RSLT	SCORE	RECORD	GM#	DATE	OPP'T	RSLT	SCORE	RECORD
1	10-10	@ PHI	L	1-2	0-1-0	40	1-9	NYR	L	0-1	13-19-8
2	10-15	@ PIT	W	4-2	1-1-0	41	1-10	@ CHI	W	3-2	14-19-8
3	10-17	DET	L	2-3	1-2-0	42	1-14	MTL	T	3-3	14-19-9
4	10-18	@ DET	W	2-1	2-2-0	43	1-16	BUF	L	3-4	14-20-9
5	10-21	@ MTL	W	3-1	3-2-0	44	1-17	@ DET	W	2-0	15-20-9
6	10-24	NYR	L	1-4	3-3-0	45	1-21	STL	W	5-3	16-20-9
7	10-28	CHI	W	2-1	4-3-0	46	1-23	PHI	T	2-2	16-20-10
8	10-31	@ TOR	W	3-1	5-3-0	47	1-24	@ NYR	L	2-6	16-21-10
9	11-1	@ BOS	L	0-5	5-4-0	48	1-27	@ CAL	L	2-6	16-22-10
10	11-4	MTL	L	3-4	5-5-0	49	1-29	@ VAN	W	2-1	17-22-10
11	11-7	STL	T	1-1	5-5-1	50	1-31	CAL	W	7-1	18-22-10
12	11-8	@ CHI	T	3-3	5-5-2	51	2-3	DET	T	4-4	18-22-11
13	11-11	LA	W	3-1	6-5-2	52	2-6	CHI	L	2-6	18-23-11
14	11-14	VAN	T	3-3	6-5-3	53	2-7	@ BOS	L	4-4	18-23-12
15	11-17	@ STL	W	5-3	7-5-3	54	2-10	@ NYR	L	3-4	18-24-12
16	11-18	BOS	L	4-8	7-6-3	55	2-11	@ MTL	L	2-6	18-25-12
17	11-21	BUF	W	3-0	8-6-3	56	2-13	PHI	T	2-2	18-25-13
18	11-22	@ NYR	L	0-2	8-7-3	57	2-14	PIT	W	5-4	19-25-13
19	11-24	@ VAN	L	2-3	8-8-3	58	2-17	CAL	W	3-2	20-25-13
20	11-27	@ CAL	W	3-2	9-8-3	59	2-18	@ DET	L	3-5	20-26-13
21	11-28	@ LA	W	3-2	10-8-3	60	2-21	TOR	L	1-4	20-27-13
22	12-2	CAL	W	3-2	11-8-3	61	2-24	LA	W	5-1	21-27-13
23	12-5	CHI	L	1-4	11-9-3	62	2-25	@ TOR	T	1-1	21-27-14
24	12-6	@ BUF	L	0-1	11-10-3	63	2-27	DET	W	4-2	22-27-14
25	12-9	PIT	T	2-2	11-10-4	64	2-28	@ BUF	L	2-5	22-28-14
26	12-10	@ MTL	L	1-6	11-11-4	65	3-2	BOS	L	0-6	22-29-14
27	12-12	@ PIT	W	1-0	12-11-4	66	3-6	VAN	W	3-1	23-29-14
28	12-13	@ CHI	L	2-5	12-12-4	67	3-7	PHI	W	3-1	24-29-14
29	12-15	@ STL	L	1-2	12-13-4	68	3-10	STL	W	4-0	25-29-14
30	12-16	MTL	T	1-1	12-13-5	69	3-13	@ PIT	T	0-0	25-29-15
31	12-19	NYR	L	3-5	12-14-5	70	3-14	BUF	L	0-5	25-30-15
32	12-20	@ BOS	L	2-7	12-15-5	71	3-16	@ LA	W	7-2	26-30-15
33	12-25	TOR	W	6-3	13-15-5	72	3-21	@ VAN	W	6-3	27-30-15
34	12-26	@ STL	T	1-1	13-15-6	73	3-23	LA	W	3-1	28-30-15
35	12-30	BOS	L	2-6	13-16-6	74	3-25	@ PHI	T	2-2	28-30-16
36	12-31	@ PIT	L	1-4	13-17-6	75	3-28	@ BUF	L	2-4	28-31-16
37	1-2	@ LA	T	3-3	13-17-7	76	3-30	VAN	L	1-2	28-32-16
38	1-5	TOR	L	0-2	13-18-7	77	3-31	@ CAL	L	1-4	28-33-16
39	1-6	@ TOR	T	4-4	13-18-8	78	4-3	@ PHI	L	2-3	28-34-16



1969-70

19-35-22 60 PTS.

PLAYER	GP	G	A	PTS	PIM	PP	SH	GW	GT	SHOTS	SPCTG
Parise	74	24	48	72	72	6	1	1	3	168	14.3
Williams	75	15	52	67	18	2	0	0	1	165	9.1
Goldsworthy	75	36	29	65	89	11	0	4	5	230	15.7
Grant	76	29	28	57	23	14	0	2	0	247	11.7
Larose	75	24	23	47	109	7	1	4	2	262	9.2
Cullen	74	17	28	45	8	3	0	3	2	143	11.9
Collins	74	29	9	38	48	3	6	2	1	186	15.6
O'Shea	75	10	24	34	82	4	0	0	0	136	7.4
Barlow	70	16	17	33	10	6	1	1	2	157	10.2
Nanne	74	3	20	23	75	1	0	0	2	96	3.1
Lawson	45	9	8	17	19	0	0	0	3	58	15.5
Burns	50	3	13	16	10	0	1	0	0	61	4.9
Gibbs	56	3	13	16	182	0	0	1	0	100	3.0
Boivin	69	3	12	15	30	0	0	0	0	95	3.2
Reid	66	1	7	8	51	0	0	1	0	89	1.1
Miszuk	50	0	6	6	51	0	0	0	0	34	0.0
M. Johnston	28	0	5	5	14	0	0	0	0	48	0.0
McKechnie	20	1	3	4	21	0	0	0	0	16	6.3
Orban	9	0	2	2	7	0	0	0	0	3	0.0
Polanic	16	0	2	2	53	0	0	0	0	4	0.0
Sly	29	1	0	1	6	0	0	0	0	20	5.0
Redmond	7	0	1	1	4	0	0	0	0	10	0.0
Whitlock	1	0	0	0	0	0	0	0	0	3	0.0
Vasko	3	0	0	0	0	0	0	0	0	3	0.0
Erickson	4	0	0	0	0	0	0	0	0	4	0.0
Rivard	14	0	0	0	6	0	0	0	0	0	0.0

GM#	DATE	OPP'T	RSLT	SCORE	RECORD	GM#	DATE	OPP'T	RSLT	SCORE	RECORD
1	10-11	PHI	W	4-0	1-0-0	39	1-15	@ OAK	T	1-1	10-15-14
2	10-15	@ NYR	L	3-4	1-1-0	40	1-17	NYR	L	1-3	10-16-14
3	10-16	@ DET	W	3-2	2-1-0	41	1-22	MTL	L	2-4	10-17-14
4	10-18	@ STL	L	2-4	2-2-0	42	1-24	PHI	L	0-6	10-18-14
5	10-19	@ CHI	W	4-1	3-2-0	43	1-25	OAK	L	1-4	10-19-14
6	10-22	BOS	L	2-3	3-3-0	44	1-28	@ MTL	L	4-5	10-20-14
7	10-25	PIT	L	1-4	3-4-0	45	1-29	@ BOS	L	5-6	10-21-14
8	10-29	MTL	W	4-1	4-4-0	46	1-31	TOR	L	2-4	10-22-14
9	11-1	@ PIT	L	3-6	4-5-0	47	2-1	@ CHI	L	4-7	10-23-14
10	11-2	@ PHI	L	2-6	4-6-0	48	2-4	PIT	L	5-7	10-24-14
11	11-5	@ MTL	T	2-2	4-6-1	49	2-7	MTL	T	1-1	10-24-15
12	11-8	STL	W	5-2	5-6-1	50	2-8	@ PIT	L	3-6	10-25-15
13	11-12	PHI	W	4-2	6-6-1	51	2-11	@ OAK	L	1-2	10-26-15
14	11-15	DET	T	2-2	6-6-2	52	2-14	CHI	L	2-5	10-27-15
15	11-19	OAK	L	2-4	6-7-2	53	2-15	STL	T	3-3	10-27-16
16	11-20	@ STL	L	1-3	6-8-2	54	2-18	DET	T	1-1	10-27-17
17	11-22	LA	W	4-1	7-8-2	55	2-19	@ CHI	L	2-3	10-28-17
18	11-26	PIT	T	4-4	7-8-3	56	2-21	BOS	L	2-4	10-29-17
19	11-29	@ TOR	L	2-5	7-9-3	57	2-25	LA	T	3-3	10-29-18
20	11-30	@ NYR	T	2-2	7-9-4	58	2-28	@ PHI	L	2-6	10-30-18
21	12-3	TOR	T	5-5	7-9-5	59	3-1	TOR	W	8-0	11-30-18
22	12-6	@ MTL	W	4-3	8-9-5	60	3-4	PHI	T	2-2	11-30-19
23	12-7	@ BOS	T	2-2	8-9-6	61	3-7	@ TOR	W	8-3	12-30-19
24	12-10	CHI	W	8-5	9-9-6	62	3-8	@ DET	T	2-2	12-30-20
25	12-11	@ DET	T	2-2	9-9-7	63	3-11	STL	L	1-9	12-31-20
26	12-13	NYR	L	2-5	9-10-7	64	3-14	PIT	W	6-3	13-31-20
27	12-15	@ LA	T	4-4	9-10-8	65	3-15	@ NYR	W	4-2	14-31-20
28	12-17	@ OAK	L	1-3	9-11-8	66	3-17	@ STL	T	5-5	14-31-21
29	12-20	@ LA	T	3-3	9-11-9	67	3-18	DET	L	2-6	14-32-21
30	12-23	@ STL	L	3-5	9-12-9	68	3-21	BOS	W	5-4	15-32-21
31	12-25	CHI	T	4-4	9-12-10	69	3-22	@ BOS	L	0-5	15-33-21
32	12-27	OAK	L	3-5	9-13-10	70	3-24	OAK	T	2-2	15-33-22
33	12-30	@ LA	T	0-0	9-13-11	71	3-25	@ PIT	L	0-2	15-34-22
34	1-3	NYR	T	3-3	9-13-12	72	3-28	@ LA	L	2-4	15-35-22
35	1-4	@ PHI	L	1-3	9-14-12	73	3-29	@ OAK	W	8-3	16-35-22
36	1-7	@ TOR	T	3-3	9-14-13	74	3-31	LA	W	5-2	17-35-22
37	1-10	LA	L	4-6	9-15-13	75	4-4	@ PHI	W	1-0	18-35-22
38	1-14	STL	W	5-2	10-15-13	76	4-5	@ PIT	W	5-1	19-35-22

1968-69

18-43-15

51 PTS.



PLAYER	GP	G	A	PTS	PIM	PP	SH	GW	GT	SHOTS	SPCTG
Grant	75	34	31	65	46	11	0	1	4	189	18.0
Cullen	67	26	38	64	44	3	0	2	2	195	13.4
Larose	67	25	37	62	106	5	0	3	1	268	9.3
Parise	76	22	27	49	57	7	1	3	2	196	11.3
O'Shea	74	15	34	49	88	4	0	3	1	157	9.6
Connelly	55	14	16	30	11	4	0	1	1	193	7.3
Goldsworthy	68	14	10	24	110	4	0	3	0	196	7.1
McCord	69	4	17	21	70	1	0	0	1	85	4.7
Collins	75	9	10	19	24	0	1	1	0	123	7.3
McKechnie	58	5	9	14	22	1	0	1	1	81	6.2
Nanne	41	2	12	14	47	1	1	0	0	71	2.8
Boudrias	53	4	9	13	6	1	0	0	0	87	4.6
MacDonald	35	2	9	11	0	0	0	0	0	50	4.0
McMahon	43	0	11	11	21	0	0	0	0	113	0.0
Vasko	72	1	7	8	68	0	0	0	0	52	1.9
W. Hillman	50	0	8	8	32	0	0	0	0	44	0.0
Boivin	28	1	6	7	16	1	0	0	0	64	1.6
Lawson	18	3	3	6	4	0	0	0	0	13	23.1
L. Hillman	12	1	5	6	0	1	0	0	0	20	5.0
Orban	21	1	5	6	10	0	0	0	0	24	4.2
Marcetta	18	3	2	5	4	2	0	0	1	18	16.7
Reid	18	0	4	4	36	0	0	0	0	16	0.0
Rupp	29	2	1	3	8	1	0	0	0	36	5.6
J. Johnston	11	1	0	1	6	0	0	0	1	17	5.9
Dineen	4	0	1	1	0	0	0	0	0	2	0.0
Meissner	5	0	1	1	2	0	0	0	0	1	0.0
MacKenzie	6	0	1	1	6	0	0	0	0	3	0.0
Br. Smith	9	0	1	1	0	0	0	0	0	14	0.0
Chernoff	1	0	0	0	0	0	0	0	0	0	0.0
M. Johnston	13	0	0	0	2	0	0	0	0	12	0.0
Maniago	64	0	0	0	12	0	0	0	0	0	0.0

GM#	DATE	OPP'T	RSLT	SCORE	RECORD	GM#	DATE	OPP'T	RSLT	SCORE	RECORD
1	10-11	@ OAK	W	5-1	1-0-0	39	1-7	MTL	L	3-6	9-23-7
2	10-16	@ CHI	L	4-10	1-1-0	40	1-9	@ PIT	L	2-7	9-24-7
3	10-17	MTL	L	1-3	1-2-0	41	1-11	PHI	L	2-4	9-25-7
4	10-19	LA	W	4-1	2-2-0	42	1-12	STL	L	0-2	9-26-7
5	10-22	OAK	L	2-3	2-3-0	43	1-15	PIT	L	1-3	9-27-7
6	10-24	@ PHI	T	3-3	2-3-1	44	1-16	@ BOS	L	1-5	9-28-7
7	10-26	NYR	L	0-3	2-4-1	45	1-19	@ STL	L	1-3	9-29-7
8	10-30	BOS	L	2-4	2-5-1	46	1-23	@ PIT	W	3-1	10-29-7
9	11-2	@ STL	W	2-0	3-5-1	47	1-25	LA	W	3-2	11-29-7
10	11-3	@ NYR	L	1-2	3-6-1	48	1-26	@ BOS	L	3-4	11-30-7
11	11-6	TOR	L	0-1	3-7-1	49	1-29	@ MTL	L	0-4	11-31-7
12	11-7	@ DET	L	2-5	3-8-1	50	2-1	CHI	T	5-5	11-31-8
13	11-9	DET	W	6-4	4-8-1	51	2-2	@ PHI	W	3-2	12-31-8
14	11-13	PHI	W	4-3	5-8-1	52	2-5	@ TOR	T	5-5	12-31-9
15	11-16	LA	W	3-2	6-8-1	53	2-8	MTL	L	3-6	12-32-9
16	11-17	@ STL	T	3-3	6-8-2	54	2-9	PIT	W	3-1	13-32-9
17	11-20	CHI	L	0-2	6-9-2	55	2-12	@ TOR	L	1-7	13-33-9
18	11-23	@ MTL	L	3-4	6-10-2	56	2-15	DET	W	6-2	14-33-9
19	11-24	@ CHI	L	0-6	6-11-2	57	2-16	@ STL	L	0-6	14-34-9
20	11-27	OAK	T	3-3	6-11-3	58	2-19	LA	W	7-4	15-34-9
21	11-30	@ TOR	T	3-3	6-11-4	59	2-23	TOR	W	7-2	16-34-9
22	12-1	@ BOS	L	0-4	6-12-4	60	2-24	@ LA	T	1-1	16-34-10
23	12-4	TOR	L	2-4	6-13-4	61	2-26	@ OAK	L	5-6	16-35-10
24	12-7	@ LA	L	2-3	6-14-4	62	3-1	DET	L	2-4	16-36-10
25	12-8	@ OAK	W	4-1	7-14-4	63	3-3	@ CHI	L	1-6	16-37-10
26	12-11	PIT	L	2-4	7-15-4	64	3-5	OAK	W	5-2	17-37-10
27	12-14	NYR	W	4-1	8-15-4	65	3-9	STL	T	2-2	17-37-11
28	12-15	@ DET	L	2-5	8-16-4	66	3-11	BOS	T	3-3	17-37-12
29	12-17	OAK	L	2-5	8-17-4	67	3-13	@ MTL	T	4-4	17-37-13
30	12-19	@ PHI	T	5-3	8-17-5	68	3-15	PHI	T	2-2	17-37-14
31	12-21	@ PIT	W	3-1	9-17-5	69	3-16	@ STL	W	3-2	18-37-14
32	12-22	@ NYR	L	2-4	9-18-5	70	3-19	NYR	L	2-4	18-38-14
33	12-25	STL	L	0-2	9-19-5	71	3-20	@ PHI	L	2-5	18-39-14
34	12-26	@ LA	T	4-4	9-19-6	72	3-22	PHI	L	1-5	18-40-14
35	12-28	CHI	L	2-5	9-20-6	73	3-23	@ PIT	L	0-5	18-41-14
36	12-31	@ DET	L	3-6	9-21-6	74	3-25	PIT	L	1-3	18-42-14
37	1-4	BOS	T	2-2	9-21-7	75	3-29	@ OAK	L	2-7	18-43-14
38	1-5	@ NYR	L	1-5	9-22-7	76	3-30	@ LA	T	3-3	18-43-15



1967-68

27-32-15

69 PTS.

PLAYER	GP	G	A	PTS	PIM	PP	SH	GW	GT	SHOTS	SPCTG
Connelly	74	35	21	56	40	14	0	8	3	258	13.6
Cullen	67	28	25	53	18	11	0	6	1	203	13.8
Boudrias	74	18	35	53	42	4	0	3	1	183	9.8
Balon	73	15	32	47	84	4	1	2	1	152	9.9
McMahon	74	14	33	47	71	4	0	1	3	150	9.3
MacDonald	69	19	23	42	22	9	0	3	0	183	10.4
Goldsworthy	68	14	19	33	68	2	0	0	4	154	9.1
Parise	42	11	16	27	27	1	0	3	0	110	10.0
Woytowich	66	4	17	21	63	2	0	0	0	86	4.7
Collins	71	9	11	20	41	0	0	1	0	114	7.9
Marcetta	36	4	13	17	6	0	0	0	0	41	9.8
Masterton	38	4	8	12	4	2	0	0	0	83	4.8
McCord	70	3	9	12	39	0	0	0	0	97	3.1
Fitzpatrick	18	3	6	9	6	0	0	0	1	26	11.5
Taylor	31	3	5	8	34	1	0	0	1	67	4.5
Horvath	14	1	6	7	4	0	0	0	0	12	8.3
Vasko	70	1	6	7	45	0	0	0	0	23	4.3
D. Harris	22	1	4	5	4	0	0	0	0	43	2.3
Hall	17	2	1	3	10	0	0	0	0	18	11.1
Goegan	46	1	2	3	30	0	0	0	0	35	2.9
McCaskill	4	0	2	2	0	0	0	0	0	2	0.0
W. Plager	32	0	2	2	30	0	0	0	0	12	0.0
Charlebois	7	1	0	1	0	1	0	0	0	8	12.5
Nanne	2	0	1	1	0	0	0	0	0	0	0.0
Lunde	7	0	1	1	0	0	0	0	0	21	0.0
Meissner	1	0	0	0	2	0	0	0	0	2	0.0
Standing	2	0	0	0	0	0	0	0	0	1	0.0
Talbot	4	0	0	0	4	0	0	0	0	7	0.0
Johns	4	0	0	0	6	0	0	0	0	4	0.0
McKechnie	4	0	0	0	0	0	0	0	0	9	0.0
M. Johnston	7	0	0	0	0	0	0	0	0	5	0.0
Pronovost	8	0	0	0	0	0	0	0	0	6	0.0
Bauman	26	0	0	0	2	0	0	0	0	0	0.0
Maniago	52	0	0	0	12	0	0	0	0	0	0.0

GM#	DATE	OPP'T	RSLT	SCORE	RECORD	GM#	DATE	OPP'T	RSLT	SCORE	RECORD
1	10-11	@ STL	T	2-2	0-0-1	38	1-13	OAK	T	2-2	14-15-9
2	10-14	@ OAK	L	0-6	0-1-1	39	1-14	@ BOS	L	2-9	14-16-9
3	10-15	@ LA	L	3-5	0-2-1	40	1-17	@ STL	L	0-5	14-17-9
4	10-18	@ PIT	T	3-3	0-2-2	41	1-18	PHI	L	2-4	14-18-9
5	10-21	OAK	W	3-1	1-2-2	42	1-20	@ TOR	L	1-5	14-19-9
6	10-25	STL	W	3-2	2-2-2	43	1-21	PIT	W	4-3	15-19-9
7	10-28	CHI	L	2-4	2-3-2	44	1-24	@ STL	L	2-5	15-20-9
8	11-1	PIT	L	1-4	2-4-2	45	1-25	@ PHI	W	3-0	16-20-9
9	11-2	@ PHI	W	3-1	3-4-2	46	1-27	OAK	W	3-1	17-20-9
10	11-4	LA	T	2-2	3-4-3	47	1-28	DET	W	2-1	18-20-9
11	11-8	STL	W	5-1	4-4-3	48	1-31	LA	W	6-1	19-20-9
12	11-11	TOR	W	2-1	5-4-3	49	2-3	@ DET	W	1-8	19-21-9
13	11-15	MTL	L	1-5	5-5-3	50	2-4	OAK	L	4-3	20-21-9
14	11-18	PHI	T	2-2	5-5-4	51	2-7	@ LA	W	4-2	21-21-9
15	11-19	@ NYR	L	2-5	5-6-4	52	2-10	@ OAK	W	5-2	22-21-9
16	11-22	@ TOR	L	0-3	5-7-4	53	2-11	PHI	L	2-3	22-22-9
17	11-25	CHI	L	1-4	5-8-4	54	2-14	@ PIT	L	3-6	22-23-9
18	11-26	@ CHI	L	1-2	5-9-4	55	2-15	NYR	L	2-6	22-24-9
19	11-29	@ BOS	L	1-5	5-10-4	56	2-17	STL	T	2-2	22-24-10
20	11-30	@ MTL	T	1-1	5-10-5	57	2-21	BOS	W	5-3	23-24-10
21	12-2	@ STL	W	5-1	6-10-5	58	2-22	@ PHI	L	3-7	23-25-10
22	12-3	@ CHI	W	4-3	7-10-5	59	2-24	@ DET	L	1-3	23-26-10
23	12-6	TOR	T	1-1	7-10-6	60	2-25	OAK	T	3-3	23-26-11
24	12-9	PIT	L	2-3	7-11-6	61	2-28	@ OAK	L	3-6	23-27-11
25	12-10	@ PIT	W	7-4	8-11-6	62	3-2	MTL	W	3-2	24-27-11
26	12-13	LA	W	4-0	9-11-6	63	3-7	PIT	T	2-2	24-27-12
27	12-15	@ LA	W	3-0	10-11-6	64	3-9	NYR	T	1-1	24-27-13
28	12-16	@ OAK	W	1-0	11-11-6	65	3-10	@ PHI	L	0-2	24-28-13
29	12-21	@ PHI	L	0-6	11-12-6	66	3-13	PHI	L	2-4	24-29-13
30	12-23	@ PIT	L	0-4	11-13-6	67	3-16	LA	L	1-2	24-30-13
31	12-25	STL	L	0-1	11-14-6	68	3-17	DET	W	5-1	25-30-13
32	12-27	@ NYR	T	3-3	11-14-7	69	3-20	@ LA	T	3-3	25-30-14
33	12-28	@ MTL	L	2-6	11-15-7	70	3-23	PIT	W	3-0	26-30-14
34	12-30	BOS	W	5-4	12-15-7	71	3-24	@ PIT	T	4-4	26-30-15
35	1-3	LA	W	6-0	13-15-7	72	3-27	@ LA	W	5-3	27-30-15
36	1-6	@ OAK	T	5-5	13-15-8	73	3-30	@ STL	L	2-3	27-31-15
37	1-10	PHI	W	6-4	14-15-8	74	3-31	STL	L	3-5	27-32-15

ADMINISTRATION HISTORY



TEAM OWNERS

1967-1976: W. John Driscoll*
 1976-1978: Walter Bush*
 1978-1990: George Gund III, Gordon Gund
 1990-1996: Norman N. Green
 1996-Present: Thomas O. Hicks

TEAM PRESIDENTS

1967-1976: Walter Bush
 1976-1978: Gordon H. Ritz
 1978-1988: John Karr
 1988-1990: Lou Nanne
 1990-1993: Norman N. Green
 1993-2002: James R. Lites
 2002: Michael J. Cramer
 2002-2007: James R. Lites
 2007-Present: Jeff Cogen

GENERAL MANAGERS

1967-1974: Wren Blair
 1974-1978: Jack Gordon
 1978-1988: Lou Nanne
 1988-1990: Jack Ferreira
 1990-1992: Bob Clarke
 1992-2002: Bob Gainey
 2002-2007: Doug Armstrong
 2007-2009: Brett Hull and Les Jackson
 2009-Present: Joe Nieuwendyk

*Chairman, nine-member board of directors
 Other members were: Harry G. McNeely, Jr.;
 Robert J. McNulty; John G. Ordway, Jr.;
 William R. Rasmussen; Robert B. Ridder;
 Gordon H. Ritz; Wheelock Whitney

TEAM CAPTAINS

1967-1968: Bob Woytowich
 1968-1969: Elmer Vasko
 1969-1970: Claude Larose
 1970-1974: Ted Harris
 1974-1976: Bill Goldsworthy
 1976-1977: Bill Hogaboam
 1977-1978: Nick Beverley
 1978-1979: J.P. Parise
 1979-1981: Paul Shmyr
 1981-1982: Tim Young
 1982-1988: Craig Hartsburg
 1983-1984: Brian Bellows*
 1988-1989^: Curt Fraser
 Curt Giles
 Bob Rouse
 1989-1990^: Stewart Gavin
 Curt Giles
 Basil McRae
 1990-1991: Curt Giles
 1991-1994: Mark Tinordi
 1994-1995: Neal Broten
 1995-2003: Derian Hatcher
 2003-06: Mike Modano
 2006-09: Brenden Morrow

*Hartsburg was injured most of 1983-84 season
 ^ Shared duties for the season

COACHING TENURES

1967-68	Wren Blair	6/6/67-11/4/68	1985-86	Lorne Henning	6/21/85 - 3/31/87
1968-69	Wren Blair		1986-87	Lorne Henning	
	John Muckler	11/4/68-1/19/69		Glen Sonmor	3/31/87 - 4/23/87
1969-70	Wren Blair	1/19/69-12/28/69	1987-88	Herb Brooks	4/23/87 - 7/6/88
	Charlie Burns	12/28/69 - 4/70	1988-89	Pierre Page	7/6/88 - 5/4/90
1970-71	Jack Gordon	4/70 - 12/20/73	1989-90	Pierre Page	
1971-72	Jack Gordon		1990-91	Bob Gainey	6/19/90 - 1/8/96
1972-73	Jack Gordon		1991-92	Bob Gainey	
1973-74	Jack Gordon		1992-93	Bob Gainey	
	Parker MacDonald	12/20/73 - 4/74	1993-94	Bob Gainey	
1974-75	Jack Gordon	4/74 - 1/5/75	1994-95	Bob Gainey	
	Charlie Burns	1/5/75 - 4/75	1995-96	Bob Gainey	
1975-76	Ted Harris	4/75 - 11/24/77		Ken Hitchcock	1/8/96 - 1/25/02
1976-77	Ted Harris		1996-97	Ken Hitchcock	
1977-78	Ted Harris		1997-98	Ken Hitchcock	
	Andre Beaulieu	11/24/77 - 2/10/78	1998-99	Ken Hitchcock	
	Lou Nanne	2/10/78 - 7/5/78	1999-00	Ken Hitchcock	
1978-79	Harry Howell	7/5/78 - 11/7/78	2000-01	Ken Hitchcock	
	Glen Sonmor	11/7/78 - 1/15/82	2001-02	Ken Hitchcock	
1979-80	Glen Sonmor			Rick Wilson	1/25/02 - 4/14/02
1980-81	Glen Sonmor		2002-03	Dave Tippett	5/16/02 - 6/11/09
1981-82	Glen Sonmor		2003-04	Dave Tippett	
	Murray Oliver	1/15/82 - 1/22/82	2004-05	Dave Tippett	
1982-83	Glen Sonmor	1/22/82 - 1/13/83	2005-06	Dave Tippett	
	Murray Oliver	1/13/83 - 6/3/83	2006-07	Dave Tippett	
1983-84	Bill Mahoney	6/3/83 - 11/8/84	2007-08	Dave Tippett	
1984-85	Bill Mahoney		2008-09	Dave Tippett	
	Glen Sonmor	11/8/84 - 6/21/85	2009-10	Marc Crawford	6/11/09 - Present

REGULAR SEASON		PLAYOFFS		REGULAR SEASON		PLAYOFFS					
Wren Blair				Bill Mahoney							
TOTAL:	48-65-34	.442	7-7	.500	TOTAL:	42-39-12	.516	7-9	.438		
1967-68	27-32-15	.466	7-7	.500	1983-84	39-31-10	.550	7-9	.438		
1968-69	12-20-9	.402	—	—	1984-85	3-8-2	.308	—	—		
1969-70	9-13-10	.437	—	—							
John Muckler				Lorne Henning							
TOTAL:	6-23-6	.257	—	—	TOTAL:	68-72-18	.487	2-3	.400		
1968-69	6-23-6	.257	—	—	1985-86	38-33-9	.531	2-3	.400		
					1986-87	30-39-9	.442	—	—		
Charlie Burns				Herb Brooks							
TOTAL:	22-50-14	.337	2-4	.333	TOTAL:	19-48-13	.319	—	—		
1969-70	10-22-12	.363	2-4	.333	1987-88	19-48-13	.319	—	—		
1974-75	12-28-2	.309	—	—							
Jack Gordon				Pierre Page							
TOTAL:	116-123-50	.488	11-14	.440	TOTAL:	63-77-20	.456	5-12	.294		
1970-71	28-34-16	.462	6-6	.500	1988-89	27-37-16	.438	1-4	.200		
1971-72	37-29-12	.551	3-4	.429	1989-90	36-40-4	.475	4-8	.333		
1972-73	37-30-11	.545	2-4	.333							
1973-74	3-8-6	.353	—	—	Bob Gainey						
1974-75	11-22-5	.355	—	—	TOTAL:	165-190-60	.470	23-21	.523		
					1990-91	27-39-14	.425	14-9	.609		
Parker MacDonald				1991-92				32-42-6	.438	3-4	.429
1973-74	20-30-11	.418	—	—	1992-93	36-38-10	.488	—	—		
					1993-94	42-29-13	.577	5-4	.556		
					1994-95	17-23-8	.438	1-4	.250		
					1995-96	11-19-9	.397	—	—		
Ted Harris				Ken Hitchcock							
TOTAL:	48-104-27	.344	0-2	.000	TOTAL:	277-160-67	.616	47-33	.588		
1975-76	20-53-7	.294	—	—	1995-96	15-23-5	.407	—	—		
1976-77	23-39-18	.400	0-2	.000	1996-97	48-26-8	.634	3-4	.429		
1977-78	5-12-2	.315	—	—	1997-98	49-22-11	.665	10-7	.588		
					1998-99	51-19-12	.695	16-7	.696		
Andre Beaulieu				1999-00				43-29-10	.585	14-9	.609
1977-78	6-23-3	.234	—	—	2000-01	48-24-8-2	.646	4-6	.400		
					2001-02	23-17-6-4	.560	—	—		
Lou Nanne				Rick Wilson							
1977-78	7-18-4	.310	—	—	2001-02	13-11-8	.531	—	—		
Harry Howell				Dave Tippett							
1978-79	3-6-2	.364	—	—	TOTAL:	271-156-65	.617	21-26	.447		
					2002-03	46-17-19	.677	6-6	.500		
Glen Sonmor				2003-04				41-26-15	.591	1-4	.200
TOTAL:	174-161-82	.516	26-21	.553	2004-05	—	—	—	—		
1978-79	25-34-10	.435	—	—	2005-06	53-23-6	.683	1-4	.200		
1979-80	36-28-16	.550	8-7	.533	2006-07	50-25-7	.652	3-4	.429		
1980-81	35-28-17	.544	12-7	.632	2007-08	45-30-7	.591	10-8	.556		
1981-82	34-23-19	.572	1-3	.250	2008-09	36-35-11	.506	—	—		
1982-83	22-12-9	.616	—	—							
1984-85	22-35-10	.403	5-4	.555	Marc Crawford						
1986-87	0-1-1	.250	—	—	TOTAL:	—	—	—	—		
					2009-10	—	—	—	—		
Murray Oliver											
TOTAL:	21-12-8	.610	4-5	.444							
1981-82	3-0-1	.875	—	—							
1982-83	18-12-7	.581	4-5	.444							

ALL-TIME ROSTER



	REGULAR SEASON						PLAYOFFS				
	SEA	GP	G	A	TP	PIM	GP	G	A	TP	PIM
ACTON, KEITH, 83-88	5	343	87	148	235	380	29	8	14	22	24
ADAMS, GREG, 94-98	4	177	60	57	117	68	20	4	3	7	0
AHRENS, CHRIS, 72-77	6	52	0	3	3	84	1	0	0	0	0
ALDRIDGE, KEITH, 99-00	1	4	0	0	0	0					
ANDERSSON, KENT-ERIK, 77-82	5	322	59	68	127	56	36	4	10	14	4
ANTONOVICH, MIKE, 75-76, 81-82	2	14	0	2	2	8					
ARCHIBALD, DAVE, 87-90	3	162	28	44	72	46	5	0	1	1	0
ARCHIBALD, JIM, 84-87	3	16	1	2	3	45					
ARNOTT, JASON, 01-06	4	236	79	105	184	225	21	4	6	10	12
ASHTON, BRENT, 83-85	2	97	11	17	28	69	12	1	2	3	22
AUDETTE, DONALD, 01-02	1	20	4	8	12	12					
AVERY, SEAN, 08-09	1	23	3	7	10	77					
BABE, WARREN, 87-89, 90-91	3	21	2	5	7	23	2	0	0	0	0
BABY, JOHN, 78-79	1	1	0	1	1	2					
BALDERIS, HELMUT, 89-90	1	26	3	6	9	2					
BALON, DAVE, 67-68	1	73	15	32	47	84	14	4	9	13	14
BARBER, DON, 88-91	3	74	23	24	47	44	11	4	4	8	10
BARCH, KRYS, 06-09	3	146	8	9	17	345	3	0	0	0	2
BARLOW, BOB, 69-71	2	77	16	17	33	10	6	2	2	4	6
BARNABY, MATTHEW, 06-07	1	39	1	6	7	127					
BARNES, STU, 02-08	5	329	53	67	120	136	38	6	8	14	6
BARR, DAVE, 93-94	1	20	2	5	7	21	3	0	1	1	4
BARRAULT DOUG, 92-93	1	2	0	0	0	2					
BARRETT, FRED, 70-83	12	730	23	123	146	663	44	0	2	2	60
BARRETT, JOHN, 87-88	1	1	0	1	1	2					
BASSEN, BOB, 95-98	3	117	8	12	20	113	24	4	1	5	16
BAUMGARTNER, NOLAN, 06-07	1	7	0	2	2	0					
BEAUDIN, NORM, 70-71	1	12	0	1	1	0					
BEGIN, STEVE, 08-09	1	20	1	1	2	15					
BELLOWS, BRIAN, 82-92	10	753	342	380	722	537	81	34	49	83	111
BENNETT, HARVEY, 77-78	1	64	11	10	21	91					
BEREZAN, PERRY, 88-91	3	132	15	22	37	65	11	2	2	4	4
BERGER, MIKE, 87-89	2	30	3	1	4	67					
BERGLOFF, BOB, 82-83	1	2	0	0	0	5					
BERGLUND, BO, 84-86	2	36	8	9	23	10	2	0	0	0	2
BERGMAN, GARY, 73-74	1	57	3	23	26	66					
BERRY, BRAD, 91-94	3	78	0	3	3	127	2	0	0	0	2
BEVERLEY, NICK, 76-78	2	109	9	31	40	24					
BIALOWAS, DWIGHT, 74-77	3	116	8	37	45	24					
BIGGS, DON, 84-85	1	1	0	0	0	0					
BJUGSTAD, SCOTT, 83-88	5	222	68	58	126	116	5	0	1	1	0
BLACK JAMES, 92-94	2	23	4	4	8	6					
BLACKBURN, DON, 72-73	1	4	0	0	0	4					
BOH, RICK, 87-88	1	8	2	1	3	4					
BOVIN, LEO, 68-70	2	97	4	18	22	46	3	0	0	0	0
BOO, JIM, 77-78	1	6	0	0	0	22					
BORSCHESKY, NIKOLAI, 95-96	1	12	1	3	4	6					
BOTTERILL, JASON, 97-99	2	21	0	0	0	42					
BOUCHA, HENRY, 74-75	1	51	15	14	29	23					
BOUCHARD, JOEL, 99-00	1	2	0	0	0	2					
BOUCHER, PHILIPPE, 02-09	6	346	52	110	162	380	31	2	4	6	29
BOUCK, TYLER, 00-01	1	48	2	5	7	29	1	0	0	0	0
BOUDRIAS, ANDRE, 67-69	2	127	22	44	66	48	14	3	6	9	8
BOUTILIER, PAUL, 86-87	1	10	2	4	6	8					
BOYER, ZAC, 94-96	2	3	0	0	0	0	2	0	0	0	0
BRADY, NEIL, 93-94	1	5	0	1	1	21					
BRASAR, PER-OLOV, 77-80	3	167	27	79	106	12					
BROOKE, BOB, 86-90	4	137	26	51	77	276	5	3	0	3	2
BROTEN, AARON, 89-90	1	35	9	9	18	22	7	0	5	5	8
BROTEN, NEAL, 80-95, 96-97	16	992	274	593	867	537	115	28	51	79	71
BROTEN, PAUL, 93-95	2	111	19	21	40	66	14	2	3	5	4
BROWN, ROB, 93-94	1	1	0	0	0	0					
BRUMWELL, MURRAY, 80-82	2	22	0	3	3	18	2	0	0	0	2
BRUNET, BENOIT, 01-02	1	32	4	9	13	8					
BRUNNSTROM, FABIAN, 08-09	1	55	17	12	29	8					
BURE, VALERI, 03-04	1	13	2	5	7	6	5	0	3	3	0
BUREAU, MARC, 90-93	3	118	16	31	47	165	28	3	2	5	34
BURNS, CHARLIE, 69-73	4	268	27	53	80	60	31	5	4	9	4
BUTTERS, BILL, 77-79	2	72	1	4	5	77					
BUZEK, PETR, 97-99	2	4	0	0	0	4					
BYERS, JERRY, 72-74	2	24	0	2	2	6					
CAFFERY, TERRY, 70-71	1	8	0	0	0	0	1	0	0	0	0
CAMERON, CRAIG, 71-72, 74-76	3	182	20	18	38	57	5	0	1	1	2



ALL-TIME ROSTER

	REGULAR SEASON						PLAYOFFS				
	SEA	GP	G	A	TP	PIM	GP	G	A	TP	PIM
CARBONEAU, GUY, 95-00.....	5	364	34	66	100	181	63	7	10	17	30
CARLSON, JACK, 78-79, 80-82, 86-87.....	4	124	18	6	24	264	16	1	2	3	65
CAUFIELD, JAY, 87-88.....	1	1	0	0	0	0					
CAVALLINI, PAUL, 93-96.....	3	126	12	44	56	116	14	1	10	11	10
CHAMBERS, SHAWN, 87-91, 97-00.....	7	320	19	78	97	254	64	2	15	17	64
CHARLEBOIS, BOB, 67-68.....	1	7	1	0	1	0					
CHERNOFF, MIKE, 68-69.....	1	1	0	0	0	0					
CHICOINE, DANNY, 78-80.....	2	25	1	2	3	12	1	0	0	0	0
CHINNICK, RICK, 73-75.....	2	4	0	2	2	0					
CHISHOLM, COLIN, 86-87.....	1	1	0	0	0	0					
CHRISTIE, RYAN, 99-00.....	1	5	0	0	0	0					
CHRISTOFF, STEVE, 79-82.....	3	145	60	50	110	91	34	16	12	28	52
CHURLA, SHANE, 88-96.....	8	366	24	36	60	1883	43	3	4	7	189
CICCARELLI, DINO, 80-89.....	9	602	332	319	651	642	62	28	23	51	79
CICCONA, ENRICO, 91-93.....	2	42	0	1	1	163					
COLLEY, TOM, 74-75.....	1	1	0	0	0	2					
COLLINS, BILL, 67-70.....	3	220	47	30	77	113	16	2	5	7	12
CONNELLY, WAYNE, 67-69.....	2	129	49	37	86	51	14	8	3	11	2
CONNER, CHRIS, 06-09.....	3	71	7	14	21	20	1	0	0	0	0
CONTINI, JOE, 80-81.....	1	1	0	0	0	0					
COOK, BOB, 74-75.....	1	2	0	1	1	0					
CORSON, SHAYNE, 03-04.....	1	17	5	5	10	29	5	0	1	1	12
COTE, PATRICK, 95-98.....	3	8	0	0	0	47					
COTE, SYLVAIN, 99-00.....	1	28	2	8	10	14	23	2	1	3	8
COULIS, TIM, 83-86.....	3	28	3	3	6	111	3	1	0	1	2
COURTNALL RUSS, 92-95.....	3	200	66	110	176	121	9	1	8	9	0
CRAIG, MIKE, 90-94.....	4	248	51	67	118	432	18	2	1	3	29
CRESSMAN, DAVE, 74-76.....	2	85	6	8	14	37					
CROMBEEN, B.J., 07-09.....	2	23	1	6	7	65	5	0	0	0	0
CULLEN, RAY, 67-70.....	3	208	71	91	162	70	20	3	10	13	2
DAHLEN, ULF, 89-94, 02-03.....	6	369	130	149	279	46	40	4	16	20	8
DAHLQUIST, CHRIS, 90-92.....	2	116	3	19	22	101	30	1	6	7	26
DALEY, TREVOR, 03-09.....	5	339	20	61	81	322	29	2	0	2	24
DEAN, KEVIN, 99-00.....	1	14	0	0	0	10					
DEPALMA, LARRY, 85-89, 90-91.....	5	121	18	14	32	362					
DIDUCK, GERALD, 00-01.....	1	14	0	0	0	18					
DIMAIO, ROB, 01-05.....	3	199	25	30	55	153	17	1	5	6	12
DINEEN, GARY, 68-69.....	1	4	0	1	1	0					
DINEEN, GORD, 87-89.....	2	15	1	2	3	23					
DOBSON, JIM, 79-82.....	3	8	0	0	0	4					
DONATELLI, CLARK, 89-90.....	1	25	3	3	6	17					
DONATO, TED, 00-01.....	1	65	8	17	25	26	8	0	1	1	0
DONNELLY, GORD, 93-95.....	2	34	1	1	2	118					
DONNELLY, MIKE, 94-96.....	2	59	13	19	32	39	5	0	1	1	6
DOUGLAS, JORDY, 82-84.....	2	82	16	18	34	40	5	0	0	0	2
DOURIS, PETER, 97-98.....	1	1	0	0	0	0					
DOWNNEY, AARON, 02-05.....	2	80	2	2	4	146					
DROUIN, JUDE, 70-75.....	5	319	79	183	262	187	25	10	14	24	16
DUCHESE, GAETAN, 89-93.....	4	297	45	45	90	185	37	3	3	6	46
DUGGAN, KEN, 87-88.....	1	1	0	0	0	0					
DUNLOP, BLAKE, 73-77.....	4	100	18	30	48	18					
EAVES, MIKE, 78-83.....	5	207	55	78	133	50	24	2	5	7	4
EKLUND, PELLE, 93-94.....	1	5	2	1	3	2	9	0	3	3	4
ELIK, TODD, 91-93.....	2	108	27	50	77	173	5	1	1	2	2
ENGELE, JERRY, 75-78.....	3	100	2	13	15	162	2	0	1	1	0
ERICKSON, GRANT, 69-70.....	1	4	0	0	0	0					
ERIKSSON, LOUI, 06-09.....	3	210	56	57	113	60	22	4	5	9	8
ERIKSSON, ROLAND, 76-78.....	2	158	46	83	129	22	3	1	0	1	0
ERREY, BOB, 97-98.....	1	59	2	9	11	46					
ERSKINE, JOHN, 01-06.....	4	107	2	2	4	237					
EVANS, KEVIN, 88-89.....	1	4	0	0	0	14					
EVASON, DEAN, 93-95.....	2	127	19	40	59	114	14	1	4	5	24
FAIRBAIN, BILL, 76-78.....	2	57	9	21	30	2	2	0	1	1	0
FAIRCHILD, KELLY, 98-99.....	1	1	0	0	0	0					
FEATHERSTONE, TONY, 73-74.....	1	54	9	12	21	4					
FEDORUK, TODD, 07-08.....	1	11	0	2	2	33					
FEDYK, BRENT, 95-96.....	1	41	10	9	19	30					
FERGUSON, GEORGE, 82-84.....	2	128	14	22	36	33	22	2	3	5	6
FIDLER, MIKE, 78-81.....	3	103	33	42	75	61					
FISTRIC, MARK, 07-09.....	2	73	0	6	6	66	9	0	0	0	6
FITZPATRICK, SANDY, 67-68.....	1	18	3	6	9	6	12	0	0	0	0
FLESCHE, JOHN, 74-76.....	2	90	11	17	28	94					
FLOCKHART, ROB, 79-81.....	2	12	1	3	4	2	1	1	0	1	2
FONTAS, JON, 79-81.....	2	2	0	0	0	0					

ALL-TIME ROSTER



	REGULAR SEASON						PLAYOFFS				
	SEA	GP	G	A	TP	PIM	GP	G	A	TP	PIM
FRASER, CURT, 87-90	3	53	7	6	13	118					
FRASER, IAIN, 94-95	1	4	0	0	0	0					
FRIEST, RON, 80-83	3	64	7	7	14	191	6	1	0	1	7
GAETZ, LINK, 88-90	2	17	0	2	2	86					
GAGNER, DAVE, 87-96	9	609	247	287	534	746	51	22	24	46	58
GAINEY, STEVE, 00-02, 03-04	3	13	0	1	1	14					
GALLIMORE, JAMIE, 77-78	1	2	0	0	0	0					
GAMBUCCI, GARY, 71-72, 73-74	2	51	2	7	9	9					
GARTNER, MIKE, 88-90	2	80	41	43	84	34	5	0	0	0	6
GAVEY, AARON, 98-00	2	48	7	6	13	83	13	1	2	3	10
GAVIN, STEWART, 88-93	5	289	39	47	86	232	40	6	13	19	48
GELDART, GARY, 70-71	1	4	0	0	0	5					
GIBBS, BARRY, 69-75	6	375	35	121	156	600	30	3	2	5	63
GILCHRIST, BRENT, 92-97, 01-02	6	286	58	66	124	115	20	5	4	9	6
GILES, CURT, 79-91	12	760	40	177	217	625	92	5	15	20	110
GLYNN, BRIAN, 90-91	2	103	19	23	33	107	23	2	6	8	18
GOEGAN, PETE, 67-68	1	46	1	2	3	30					
GOLDSWORTHY, BILL, 67-77	10	670	267	239	506	711	40	18	19	37	30
GOTAAS, STEVE, 88-89, 90-91	2	13	1	3	4	8	3	0	1	1	5
GRAHAM, DIRK, 83-88	5	226	67	79	146	291	15	3	5	8	11
GRANT, DANNY, 68-74	6	463	176	177	353	161	31	10	9	19	12
GRATTON, NORM, 74-76	2	66	21	15	36	22					
GRONSTRAND, JARI, 86-87	1	47	1	6	7	27					
GROSSMAN, NICKLAS, 06-09	3	151	2	17	19	77	18	1	1	2	6
GUERIN, BILL, 02-06	3	216	72	87	159	337	14	3	2	5	8
GUSEV, SERGEY, 97-99	2	31	1	4	5	8					
HABSCHEID, MARC, 85-89	4	113	31	45	76	48	7	1	3	4	13
HAGMAN NIKLAS, 05-08	3	218	50	35	85	101	30	4	3	7	28
HAKANSSON, ANDERS, 81-83	2	77	12	4	16	38	3	0	0	0	2
HALL, MURRAY, 67-68	1	17	2	1	3	10					
HALLIN, MATS, 85-87	2	44	3	2	5	90	1	0	0	0	0
HALPERN, JEFF, 06-08	2	140	18	31	49	118	7	2	1	3	4
HAMPSON, TED, 70-72	2	96	9	20	29	10	18	3	4	7	0
HANSON, DAVE, 79-80	1	22	1	1	2	39					
HARDY, MARK, 88-89	1	15	2	4	6	26					
HARRIS, DUKE, 67-68	1	22	1	4	5	4					
HARRIS, TED, 70-74	4	246	11	52	63	294	24	0	6	6	68
HARTSBURG, CRAIG, 79-89	10	570	98	315	413	818	61	15	27	42	70
HARVEY, BUSTER, 70-74	4	199	49	59	108	66	14	0	2	2	8
HARVEY, TODD, 94-98	4	239	38	61	99	449	12	0	1	1	18
HATCHER, DERIAN, 91-03	12	827	71	223	294	1380	100	6	21	27	183
HATCHER, KEVIN, 94-96	2	121	25	45	70	124	5	2	1	3	2
HAWGOOD, GREG, 01-02	1	2	0	0	0	2					
HAYEK, PETER, 81-82	1	1	0	0	0	0					
HEINDL, BILL, 70-72	2	14	1	1	2	0					
HELENIUS, SAMI, 00-03	3	101	1	2	3	163	1	0	0	0	0
HELMINEN, RAIMO, 86-87	1	6	0	1	1	0					
HENDERSON, ARCHIE, 81-82	1	1	0	0	0	0					
HEXTALL, BRYAN, 75-76	1	58	8	20	28	84					
HEXTALL, DENNIS, 71-76	5	328	84	216	300	567	13	2	2	4	35
HICKE, ERNIE, 74-77	3	199	68	52	120	169	2	1	0	1	0
HICKS, DOUG, 74-78	4	300	18	48	66	224	2	0	0	0	7
HILLMAN, LARRY, 68-69	1	12	1	5	6	0					
HILLMAN, WAYNE, 68-69	1	50	0	8	8	32					
HIRSCH, TOM, 83-85, 87-88	3	31	1	7	8	30	12	0	0	0	6
HODGE, KEN, 88-89	1	5	1	1	2	0					
HOGABOAM, BILL, 75-79	4	109	19	25	44	26	2	0	0	0	0
HOGUE, BENOIT, 95-98, 98-99, 00-02	6	238	39	73	112	179	45	7	6	13	44
HOLBROOK, TERRY, 72-74	2	43	3	6	9	4	6	0	0	0	0
HOLMGREN, PAUL, 83-85	2	27	6	8	14	84	15	0	1	1	14
HORVATH, BRONCO, 67-68	1	14	1	6	7	4					
HOSPODAR, ED, 85-86	1	43	0	2	2	91	2	0	0	0	0
HOUCK, PAUL, 85-88	3	16	1	2	3	2					
HRKAC, TONY, 97-98, 98-99	2	82	18	17	35	26	5	0	2	2	4
HUARD, BILL, 95-97	2	91	11	12	23	281					
HULL, BRETT, 98-01	3	218	95	101	196	91	55	21	25	46	14
HUTCHINSON, ANDREW, 08-09	1	38	2	3	5	12					
JACKMAN, RICHARD, 99-01	2	38	1	2	3	24					
JACKSON, DON, 77-81	4	27	0	7	7	41	1	0	0	0	0
JANCEVSKI, DAN, 05-06, 07-09	3	7	0	0	0	0					
JANIK, DOUG, 08-09	1	13	0	1	1	2					
JANSENS, MARK, 91-92	1	3	0	0	0	6	1	0	0	0	0
JARRY, PIERRE, 75-78	3	115	38	48	86	36					
JARVIS, WES, 82-83	1	3	0	0	0	2					

	REGULAR SEASON						PLAYOFFS				
	SEA	GP	G	A	TP	PIM	GP	G	A	TP	PIM
JENSEN, DAVID, 83-86	3	18	0	2	2	11					
JENSEN, STEVE, 75-78	3	171	42	46	88	141	2	0	1	1	0
JERRARD, PAUL, 88-89	1	5	0	0	0	4					
JOHNS, DON, 67-68	1	4	0	0	0	6					
JOHNSON, JIM, 90-94	4	247	8	46	54	358	21	1	4	5	70
JOHNSON, MARK, 81-82	1	10	2	2	4	10	4	2	0	2	0
JOHNSTON, JOEY, 68-69	1	12	1	0	1	6					
JOHNSTON, MARSHALL, 67-71	4	49	0	5	5	16	6	0	0	0	2
JOKINEN, JUSSI, 05-08	3	215	45	86	131	62	9	2	2	4	0
JOYCE, DUANE, 93-94	1	3	0	0	0	0					
KAMENSKY, VALERI, 01-02	1	24	3	6	9	2					
KAMINSKI, KEVIN, 88-89	1	1	0	0	0	0					
KAPANEN, MIKO, 01-06	4	239	20	56	76	98	18	5	4	9	22
KEANE, MIKE, 97-01	4	242	31	61	92	143	73	14	12	26	24
KECZMER, DAN, 90-91, 96-99	4	61	1	5	6	60	2	0	0	0	2
KENNEDY, MIKE, 94-97, 97-98	4	131	16	35	51	96	5	0	0	0	9
KESA, DAN, 95-96	1	3	0	0	0	0					
KESSLING, UDO, 81-82	1	1	0	0	0	2					
KLATT, TRENT, 91-96	5	178	34	57	91	117	20	3	1	4	6
KLEMM, JON, 03-07	3	172	7	13	20	108	6	1	0	1	2
KOLSTAD, DEAN, 88-89, 90-91	2	30	1	5	6	57					
LABELLE, MARC, 96-97	1	9	0	0	0	46					
LABOSSIERE, GORDIE, 70-72	2	38	10	7	17	4	3	0	0	0	4
LAIRD, ROBBIE, 79-80	1	1	0	0	0	0					
LALOR, MIKE, 93-97	4	142	2	4	6	88	8	0	0	0	8
LANGENBRUNNER, JAMIE, 94-02	8	432	90	145	235	361	69	15	21	36	68
LANGEVIN, DAVE, 85-86	1	80	0	8	8	58	5	0	1	1	9
LANGLAIS, ALAIN, 73-75	2	25	4	4	8	10					
LAPPIN, PETER, 89-90	1	6	0	0	0	2					
LAROSE, CLAUDE, 68-70	2	142	49	60	109	215	6	1	1	2	25
LARSON, REED, 88-89	1	11	0	9	9	18	3	0	0	0	4
LAWRENCE, MARK, 94-96	2	15	0	1	1	17					
LAWSON, DANNY, 68-71	3	96	13	16	29	25	16	0	1	1	2
LAWTON, BRIAN, 83-88	5	303	71	91	162	250	8	0	1	1	12
LEDYARD, GRANT, 93-97, 00-01	5	270	20	85	105	147	28	1	5	6	12
LEEB, GREG, 00-01	1	2	0	0	0	0					
LEHTINEN, JERE, 95-09	13	817	239	258	497	202	108	27	22	49	12
LEITER, KEN, 89-90	1	4	0	0	0	0					
LEMIEUX, CLAUDE, 02-03	1	32	2	4	6	14	7	0	1	1	10
LESSARD, JUNIOR, 05-07	3	8	2	0	2	14					
LETANG, ALAN, 99-00	1	8	0	0	0	2					
LEVIE, CRAIG, 83-84, 85-86	2	51	8	15	23	52	15	2	3	5	32
LIDSTER, DOUG, 98-99	1	17	0	0	0	10	4	0	0	0	2
LIND, JUHA, 97-98, 99-00	2	73	5	7	12	12	15	2	2	4	8
LINDGREN, LARS, 83-84	1	59	2	14	16	33	15	2	0	2	6
LINDROS, ERIC, 06-07	1	49	5	21	26	70	3	0	0	0	4
LUDWIG, CRAIG, 91-99	8	584	11	65	76	741	67	1	12	13	89
LUHNING, WARREN, 99-00	1	10	0	0	0	13					
LUKOWICH, BRAD, 97-02	5	224	9	20	29	187	18	1	1	2	8
LUMME, JYRKI, 01-02	1	15	0	1	1	4					
LUNDE, LEN, 67-68	1	7	0	1	1	0					
LUNDQVIST, JOEL, 06-09	3	134	7	19	26	56	25	4	5	9	14
LYASHENKO, ROMAN, 99-02	3	122	12	9	21	55	17	2	1	3	0
MAC ADAM, AL, 78-84	6	459	138	202	340	268	63	20	24	44	21
MAC DONALD, PARKER, 67-69	2	104	21	32	53	22	14	4	5	9	2
MAC DOUGALL, KIM, 74-75	1	1	0	0	0	0					
MACKENZIE, BARRIE, 68-69	1	6	0	1	1	6					
MACKAY, DAVE, 89-90	1	16	2	0	2	28					
MAC LEAN, JOHN, 00-02	2	48	7	5	12	34	10	2	1	3	6
MAC LELLAN, BRIAN, 86-89	3	211	64	86	150	247					
MAC LEOD, PAT, 90-91; 95-96	2	3	0	1	1	0					
MAC MILLAN, JEFF, 03-04	1	4	0	0	0	0					
MAGEE, DEAN, 77-78	1	7	0	0	0	4					
MAKAROV, SERGEI, 96-97	1	4	0	0	0	0					
MALHOTRA, MANNY, 01-04	3	84	4	7	11	51	5	1	0	1	0
MALTAIS, STEVE, 91-92	1	12	1	2	3	2					
MANDICH, DAN, 82-86	4	111	5	11	16	303	7	0	0	0	2
MANERY, KRIS, 78-80	2	88	20	23	43	32					
MANSON, DAVE, 99-00, 01-02	2	60	1	3	4	45	23	0	0	0	33
MANTHA, MOE, 87-89	2	46	10	19	29	14					
MARCETTA, MILAN, 67-69	2	54	7	15	22	10	14	7	7	14	4
MARKELL, JOHN 84-85	1	1	0	0	0	0					
MAROI, DANIEL, 95-96	1	3	0	0	0	2					
MARSHALL, GRANT, 94-01	7	402	52	82	134	492	59	0	8	8	79

ALL-TIME ROSTER



	REGULAR SEASON						PLAYOFFS				
	SEA	GP	G	A	TP	PIM	GP	G	A	TP	PIM
MARTIN, TERRY 84-85	1	7	1	1	2	0					
MARTIN, TOM, 88-89	1	4	1	1	2	4					
MARTINEAU, DON 74-75	1	76	6	9	15	61					
MARTINSON, STEVE, 91-92	1	1	0	0	0	9					
MARUK, DENNIS 78-79, 83-89	7	309	80	156	236	234	30	13	21	34	24
MASTERTON, BILL, 67-68	1	38	4	8	12	4					
MATVICHUK RICHARD, 92-04	12	733	38	129	167	584	107	5	19	24	114
MAXWELL, BRAD, 77-85, 86-87	9	471	82	217	299	1031	58	10	39	49	131
MAXWELL, BRYAN, 77-79	2	43	3	11	14	87					
MAXWELL, KEVIN, 80-82	2	18	1	7	8	15	16	3	4	7	24
MAY, ALAN, 93-95	2	35	2	1	3	124	1	0	0	0	0
MC CARTHY, TOM, 79-86	7	385	146	187	333	293	51	8	21	29	45
MC CASKILL, TED, 67-68	1	4	0	2	2	0					
MC CORD, BOB, 67-69	2	139	7	26	33	109	14	2	5	7	10
MC ELMURY, JIM, 72-73	1	7	0	1	1	2					
MC HUGH, MIKE, 88-91	3	12	0	0	0	2					
MC INTOSH, BRUCE, 72-73	1	2	0	0	0	0					
MC KAY, RANDY, 01-02	1	14	1	4	5	7					
MC KECHNIE, WALT, 67-71	4	112	9	13	22	77	9	3	2	5	0
MC KEGNEY, TONY, 84-87	3	108	28	41	69	68	14	10	7	17	22
MC KENNY, JIM, 78-79	1	10	1	1	2	2					
MC KENZIE, JIM, 93-94	1	34	2	3	5	63					
MC MAHON, MIKE, 67-69	2	117	14	44	58	92	14	3	7	10	4
MC PHEE MIKE, 92-94	2	163	38	37	75	80	9	2	1	3	2
MC RAE, BASIL, 87-92	5	323	32	58	90	1567	34	2	1	3	174
MEIGHAN, RON, 81-82	1	7	1	1	2	2					
MEISSNER, BARRIE, 67-69	2	6	0	1	1	4					
MELIN, ROGER, 80-82	2	3	0	0	0	0					
MESSIER, MITCH, 87-91	4	20	0	2	2	11					
MICHELETTI, PAT, 87-88	1	12	2	0	2	8					
MIETTINEN, ANTTI, 03-08	4	238	38	53	91	118	24	2	3	5	10
MILLEN, COREY, 94-96	2	41	6	19	25	36	5	1	0	1	2
MILLER, KIP, 91-92	1	3	1	2	3	2					
MISZUK, JOHN, 69-70	1	50	0	6	6	51					
MITCHELL, JEFF, 97-98	1	7	0	0	0	7					
MITCHELL ROY, 92-93	1	3	0	0	0	0					
MITCHELL, WILLIE, 05-06	1	16	0	2	2	26	5	0	0	0	2
MODANO, MIKE, 88-09	20	1400	543	786	1329	896	174	58	87	145	128
MODRY, JAROSLAV, 06-07	1	57	1	9	10	32					
MOHNS, DOUG, 70-73	3	162	12	48	60	148	25	4	7	11	37
MONTGOMERY, JIM, 01-03	2	9	0	2	2	0					
MORE, JAY, 89-90	1	5	0	0	0	16					
MORGAN, GAVIN, 03-04	1	6	0	0	0	21					
MORRISON, BRENDAN, 08-09	1	19	6	3	9	16					
MORROW, BRENDEN, 99-09	9	591	173	216	389	943	78	17	25	42	100
MULLER, KIRK, 99-03	4	235	19	49	68	96	45	4	7	11	38
MULOIN, WAYNE, 70-71	1	7	0	0	0	0	7	0	0	0	2
MUNI, CRAIG, 97-98	1	40	1	1	2	25	5	0	0	0	4
MURPHY, LARRY, 88-91	3	121	18	75	93	94	12	1	4	5	3
MURRAY, CHRIS, 99-00	1	32	2	1	3	62					
MUSIL, FRANTISEK, 86-91	5	271	14	46	60	547	9	1	1	2	1
NAGY, LADISLAV, 06-07	1	25	4	10	14	6	7	1	1	2	2
NANNE, LOU, 67-78	11	635	68	157	225	356	32	4	10	14	8
NANTAIS, RICHARD, 74-77	3	63	5	4	9	79					
NAPIER, MARK, 83-85	2	97	23	46	69	19	12	3	2	5	0
NEAL, JAMES, 08-09	1	77	24	13	37	51					
NEEDHAM, MIKE, 93-94	1	5	0	0	0	0					
NEVIN, BOB, 71-73	2	138	20	32	52	6	7	1	1	2	0
NIEUWENDYK, JOE, 95-02	7	442	178	162	340	188	61	25	15	40	47
NIINIMAA, JANNE, 05-06	1	22	2	4	6	24	4	0	1	1	8
NILSSON, KENT, 85-87	2	105	29	77	106	22	5	1	4	5	0
NISKANEN, MATT, 07-09	2	158	13	48	61	88	16	0	3	3	10
NORRISH, ROD, 73-75	2	21	3	3	6	2					
NORSTROM, MATTIAS, 06-08	3	80	2	13	15	48	25	2	3	5	24
NUMMINEN, TEPPU, 03-04	1	62	3	14	17	18	4	0	1	1	0
NYROP, BILL, 81-82	1	42	4	8	12	35	2	0	0	0	0
O'BRIEN, DENNIS, 70-78	8	470	27	75	102	836	20	1	1	2	73
ODELEIN, LYLE, 02-03	1	3	0	0	0	6	2	0	0	0	0
OLIVER, DAVID, 02-06	3	45	7	8	15	14	7	0	0	0	2
OLIVER, MURRAY, 70-75	5	371	83	118	201	62	25	7	14	21	6
ORBAN, BILL, 68-70	2	30	1	7	8	17					
O'SHEA, DANNY, 68-71	3	208	39	70	109	186	6	1	0	1	8
OSIECKI MARK, 92-93	1	5	0	0	0	5					



ALL-TIME ROSTER

	REGULAR SEASON						PLAYOFFS					
	SEA	GP	G	A	TP	PIM	GP	G	A	TP	PIM	
OTT, STEVE, 02-09.....	6	337	40	73	113	678	34	3	2	5	32	
PALMER, BRAD, 80-82.....	2	95	26	27	53	40	22	8	5	13	16	
PARADISE, BOB, 71-72.....	1	6	0	0	0	6	4	0	0	0	2	
PARISE, J.P., 67-75, 78-79.....	9	588	154	242	396	509	45	11	13	24	49	
PARRISH, MARK, 08-09.....	1	44	8	5	13	18						
PASEK, DUSAN, 88-89.....	1	48	4	10	14	30	2	1	0	1	0	
PATERA, PAVEL, 99-00.....	1	12	1	4	5	4						
PAVELICH, MARK, 86-87.....	1	12	4	6	10	10						
PAYNE, STEVE, 78-88.....	10	613	228	238	466	435	71	35	35	70	60	
PEDERSEN, ALLEN, 91-92.....	1	29	0	1	1	10						
PELLERIN, SCOTT, 01-03.....	2	53	4	8	12	23						
PERROT, T, NATHAN, 05-06.....	1	23	2	1	3	54						
PETERSEN, TOBY, 07-09.....	2	65	4	10	14	18	16	0	0	0	2	
PETROVICKY, ROBERT, 95-96.....	1	5	1	1	2	0						
PIRUS, ALEX, 76-79.....	3	155	30	26	56	94	2	0	1	1	2	
PLAGER, BILL, 67-68, 73-76.....	4	60	0	5	5	61	12	0	2	2	8	
PLANTE, DEREK, 98-00.....	2	26	3	4	7	6	6	1	0	1	4	
PLETT, WILLI, 82-87.....	5	317	70	63	133	1137	39	10	12	22	201	
POLAK, VOJTECH, 05-07.....	2	5	0	0	0	0						
POLANIC, TOM, 69-70.....	1	16	0	2	2	53	5	1	1	2	4	
POLICH, MIKE, 78-81.....	3	225	24	29	53	57	18	2	1	3	2	
POTVIN, JEAN, 78-79.....	1	64	5	16	21	65						
POULIN, DAN, 81-82.....	1	3	1	1	2	2						
PRENTICE, DEAN, 71-74.....	3	168	48	46	94	40	13	4	0	4	16	
PRICE, PAT, 87-88.....	1	14	0	2	2	20						
PRONOVOST, ANDRE, 67-68.....	1	8	0	0	0	0	8	0	1	1	0	
PROPP, BRIAN, 90-93.....	3	147	41	73	114	107	24	8	15	23	28	
PRYOR, CHRIS, 84-88.....	4	62	1	4	5	67						
PUSHOR, JAMIE, 99-00.....	1	62	0	8	8	53	5	0	0	0	5	
QUINN DAN, 92-93.....	1	11	0	4	4	6						
RAMAGE, ROB, 91-92.....	1	34	4	5	9	69						
REDMOND, DICK, 69-71.....	2	16	0	3	3	20						
REID, DAVE, 96-99.....	3	220	31	43	74	40	35	3	11	14	20	
REID, TOM, 68-78.....	10	615	17	106	123	617	33	1	13	14	47	
ROGERS, JOHNNY, 73-75.....	2	14	2	4	6	0						
ROMBOUGH, DOUG, 74-76.....	2	59	8	11	19	39						
ROSSEAU, BOBBY, 70-71.....	1	63	4	20	24	12	12	2	6	8	0	
ROUSE, BOB, 83-89.....	6	351	9	58	67	735	3	0	0	0	2	
RUPP, DUANE, 68-69.....	1	29	2	1	3	8						
ROY, STEPHANE, 87-88.....	1	12	1	0	1	0						
RUCINSKY, MARTIN, 01-02.....	1	42	6	11	17	24						
RUSKOWSKI, TERRY, 87-89.....	2	50	6	13	19	78						
SANDELIN, SCOTT, 91-92.....	1	1	0	0	0	0						
SARGENT, GARY, 78-83.....	5	187	32	71	103	120	9	2	3	5	2	
RIBEIRO, MIKE, 06-09.....	4	239	67	153	220	120	25	3	17	20	20	
RICHARDS, BRAD, 07-09.....	2	68	18	41	59	6	18	3	12	15	8	
RICHARDS, TRAVIS, 94-96.....	2	3	0	0	0	2						
RICHTER, DAVE, 81-86.....	5	120	4	14	18	397	17	1	0	1	59	
ROBERTS, GORDIE, 80-88.....	8	555	33	224	257	832	61	6	30	36	95	
ROBERTS, JIM, 76-79.....	3	106	17	23	40	33	2	0	0	0	0	
ROBIDAS, STEPHANE, 02-04, 05-09.....	6	394	21	79	100	357	42	3	12	15	38	
ROBINSON, SCOTT, 89-90.....	1	1	0	0	0	2						
SATHER, GLEN, 75-76.....	1	72	9	10	19	94						
SAWADA, RAYMOND, 08-09.....	1	5	1	0	1	0						
SCHREIBER, WALLY, 87-89.....	2	41	8	10	18	12						
SEGUIN, DANNY, 70-71.....	1	11	1	1	2	4						
SEKERAS, LUBOMIR, 03-04.....	1	4	1	1	2	2						
SERVINIS, GEORGE, 87-88.....	1	5	0	0	0	0						
SEVERNY, BRENT, 98-99.....	1	30	1	2	3	50						
SHARPLEY, GLEN, 76-81.....	5	318	98	138	236	176	11	1	6	7	8	
SHAW, DAVID, 91-92.....	1	37	0	7	7	49	7	2	2	4	10	
SHERVEN, GORD, 84-86.....	2	45	2	14	16	19	3	0	0	0	0	
SHMYR, PAUL, 79-81.....	2	124	4	24	28	163	17	2	1	3	27	
SIM, JON, 98-03.....	5	77	9	6	15	38	11	1	0	1	6	
SIMPSON REID, 92-93.....	1	1	0	0	0	5						
SINISALO, ILKKA, 90-91.....	1	46	5	12	17	24						
SIREN, VILLE, 88-90.....	2	91	3	23	26	118	7	0	0	0	6	
SJODIN, TOMMY, 92-94.....	2	84	7	31	38	34						
SKALDE, JARROD, 97-98.....	1	1	0	0	0	0						
SKOULA, MARTIN, 05-06.....	1	61	4	11	15	36						
SKRUDLAND, BRIAN, 97-00.....	3	75	7	3	10	65	36	0	3	3	32	

ALL-TIME ROSTER

	REGULAR SEASON						PLAYOFFS				
	SEA	GP	G	A	TP	PIM	GP	G	A	TP	PIM
SLOAN, BLAKE, 98-01, 03-04	4	142	6	15	21	71	35	0	2	2	20
SLY, DARRYL, 69-70	1	29	1	0	1	6					
SMAIL, DOUG, 90-91	1	57	7	13	20	38	1	0	0	0	0
SMITH, BOBBY, 78-84, 90-93	9	572	185	369	554	489	77	26	50	76	106
SMITH, BRIAN, 68-69	1	9	0	1	1	0					
SMITH, DERRICK, 91-94	3	43	2	5	7	35	7	1	0	1	9
SMITH, GREG, 78-81	3	209	15	61	76	376	31	1	6	7	48
SMITH, RANDY, 85-87	2	3	0	0	0	0					
SNEPSTS, HAROLD, 84-85	1	71	0	7	7	232	9	0	0	0	24
SOLHEIM, KEN, 80-83, 84-85	4	114	16	20	36	27	3	1	1	2	2
STAFFORD, GARRETT, 08-09	1	3	0	2	2	0					
STANDING, GEORGE, 67-68	1	2	0	0	0	0					
STANFIELD, FRED, 73-75	2	111	24	46	70	22					
STEFAN, PATRIK, 06-07	1	41	5	6	11	10					
STEVENSON, JEREMY, 05-06	1	16	1	0	1	19	1	0	0	0	0
STEWART, BILL, 85-86	1	8	0	2	2	13					
STORM, JIM, 95-96	1	10	1	2	3	17					
SUTHERBY, BRIAN, 08-09	1	42	5	4	9	52					
SVOBODA, JAROSLAV, 05-06	1	43	4	3	7	22	2	0	0	0	2
SWEENEY, DON, 03-05	1	63	0	11	11	18	5	0	0	0	2
SYDOR, DARRYL, 95-03, 06-07, 08-09	10	722	70	266	336	403	99	6	32	38	46
TAGLIANETTI, PETER, 90-91	1	16	0	1	1	14					
TALAFOUS, DEAN, 74-78	4	277	61	90	151	59	2	0	0	0	0
TALBOT, JEAN-GUY, 67-68	1	4	0	0	0	4					
TANCILL, CHRIS, 93-94, 97-98	2	14	1	4	5	8					
TAYLOR, TED, 67-68	1	31	3	5	8	34					
TERRY, BILL, 87-88	1	5	0	0	0	0					
THERIEN, CHRIS, 03-04	1	11	0	0	0	2	5	2	0	2	0
THIFFAULT, LEO, 67-68	1	0	0	0	0	0	5	0	0	0	0
THORNTON, SCOTT, 99-00	1	30	6	3	9	38	23	2	7	9	28
THYER, MARIO, 89-90	1	5	0	0	0	0					
TINORDI, MARK, 88-94	6	375	35	106	141	1015	42	6	9	15	105
TJARNQVIST, MATHIAS, 03-07	3	69	4	8	12	24					
TOMLINSON, KIRK, 87-88	1	1	0	0	0	0					
TOOMEY, SEAN, 86-87	1	0	0	0	0	0					
TUER, AL, 87-88	1	6	1	0	1	29					
TURGEON, PIERRE, 01-05	3	207	42	87	129	54	10	1	4	5	2
TRAVERSE, PATRICK, 05-06	1	1	0	0	0	0					
TRIMPER, TIM, 84-85	1	20	1	4	5	15					
VALICEVIC, ROB, 03-04	1	7	0	0	0	2					
VAN ALLEN, SHAUN, 00-02	2	78	9	20	29	22	8	0	2	2	8
VARVIO, JARKKO, 93-95	2	13	3	4	7	4					
VASKO, ELMER, 67-70	3	145	2	13	15	113	14	0	2	2	6
VELISCHEK, RANDY, 82-85	3	88	6	11	17	38	19	2	3	5	8
VERBEEK, PAT, 96-99, 01-02	4	305	72	92	164	503	42	7	9	16	56
VISHNEVSKIY, IVAN, 08-09	1	3	0	2	2	2					
VIVEIROS, EMANUEL, 85-88	3	29	1	11	12	6					
WANDELL, TOM, 08-09	1	14	1	2	3	4					
WHITE, TONY, 79-80	1	6	0	0	0	4					
WHITLOCK, BOB, 69-70	1	1	0	0	0	0					
WILKINSON, NEIL, 89-91	2	86	2	14	16	217	29	3	5	8	23
WILLIAMS, TOM, 69-71	2	116	25	65	90	34	6	1	5	6	0
WILSON, LONDON, 08-09	1	27	2	6	8	21					
WILSON, RON, 84-88	1	113	19	52	71	60	14	3	10	13	6
WINCHESTER, BRAD, 07-08	1	41	1	2	3	46	6	0	0	0	8
WOOD, RANDY, 95-96	1	30	1	4	5	26					
WOTTON, MARK, 00-01	1	1	0	0	0	0					
WOYTOWICH, BOB, 67-68	1	66	4	17	21	63	14	0	1	1	18
WRIGHT, JAMIE, 97-01	4	57	6	6	12	18	5	0	0	0	0
YOUNG, SCOTT, 02-04	2	132	31	27	58	44	14	5	3	8	8
YOUNG, TIM, 75-83	8	564	178	316	494	401	35	7	23	30	27
YOUNG, WARREN, 81-83	2	5	1	1	2	0					
YOUNGHANS, TOM, 76-82	6	382	41	36	77	356	22	2	1	3	21
ZANUSSI, RON, 77-81	4	244	49	75	124	353	14	0	4	4	17
ZEMLAK, RICHARD, 87-89	2	77	1	6	7	320					
ZETTLER, ROB, 88-91	3	80	1	12	13	154					
ZEZEL, PETER, 94-95	1	30	6	5	11	19	3	1	0	1	0
ZMOLEK, DOUG, 93-96	3	91	2	10	12	143	12	0	1	1	14
ZUBOV, SERGEI, 96-09	12	839	111	438	549	254	114	15	57	72	34

GOALTENDERS' SCORING AND PENALTIES

GOALTENDER	SEA	REGULAR SEASON					PLAYOFFS				
		GP	G	A	TP	PIM	GP	G	A	TP	PIM
BAUMAN, GARY.....	2	27	0	0	0	2					
BEUPRE, DON.....	9	316	0	3	3	1	34	0	1	1	4
BELFOUR, ED.....	5	307	0	9	9	70	73	0	0	0	36
BESTER, ALLAN.....	1	10	0	0	0	2					
BRODERICK, KEN.....	1	7	0	0	0	0					
CASEY, JON.....	8	325	0	11	11	112	34	0	1	1	22
CLIMIE, MATT.....	1	3	0	0	0	0					
CRAIG, JIM.....	1	3	0	0	0	0					
EDWARDS, GARY.....	2	51	0	1	1	26	7	0	0	0	2
ELLIS, DAN.....	1	1	0	0	0	0					
FERNANDEZ, MANNY.....	5	33	0	2	2	2	2	0	0	0	0
GILBERT, GILLES.....	4	44	0	0	0	6	1	0	0	0	4
HARRISON, PAUL.....	3	35	0	0	0	12					
HAYWARD, BRIAN.....	1	26	0	0	0	2	6	0	0	0	0
HEDBERG, JOHAN.....	1	19	0	2	2	6					
HIRSCH, COREY.....	1	2	0	0	0	0					
HOLMQVIST, JOHAN.....	1	2	0	0	0	0					
IRBE, ARTURS.....	1	35	0	2	2	8	1	0	0	0	0
KRAHN, BRENT.....	1	1	0	0	0	0					
LOPRESTI, PETE.....	5	173	0	3	3	6	2	0	0	0	2
MANIAGO, CESARE.....	9	420	0	1	1	47	34	0	0	0	2
MELANSON, ROLAND.....	2	26	0	0	0	9					
MELOCHE, GILLES.....	7	328	0	4	4	37	45	0	0	0	6
MOOG, ANDY.....	4	175	0	1	1	70	16	0	1	1	2
MYLLYS, JARMO.....	3	8	0	0	0	2					
RIVARD, FERN.....	4	55	0	0	0	10					
SANDS, MIKE.....	3	6	0	0	0	2					
SMITH, GARY.....	1	39	0	0	0	18	1	0	0	0	0
SMITH, MIKE.....	2	44	0	0	0	8					
STEPHAN, TOBIAS.....	2	11	0	1	1	0					
TAKKO, KARI.....	6	131	0	1	1	2	4	0	0	0	0
TORCHIA, MIKE.....	1	6	0	0	0	0					
TUGNUTT, RON.....	2	42	0	0	0	0					
TUREK, ROMAN.....	3	55	0	0	0	2					
TURCO, MARTY.....	8	456	0	18	18	150	47	0	2	2	18
WAKALUK, DARCY.....	5	153	0	5	5	84	6	0	0	0	0
WETZEL, CARL.....	1	5	0	0	0	0					
WILLIS, JORDAN.....	1	1	0	0	0	0					
WORSLEY, GUMP.....	5	107	0	2	2	34	11	0	0	0	0

bold indicates current Stars

ALL-TIME GOALTENDERS



GOALTENDERS

GOALTENDER	SEA	GP	MINS	GA	ENG	SO	GAA	W-L-T
BAUMAN, GARY, 67-69	2	27	1600	97	0	0	3.64	5-13-6
BEAUPRE, DON, 80-89	9	316	17833	1111	17	3	3.74	126-125-45
BELFOUR, ED, 97-02	5	307	17893	653	12	27	2.19	160-95-44
BERTHIAUME, DANIEL, 89-90	1	5	240	14	0	0	3.50	1-3-0
BESTER, ALLAN, 95-96	1	10	601	30	3	0	3.00	4-5-1
BRODERICK, KEN, 69-70	1	7	260	26	0	0	4.33	2-4-0
CASEY, JON, 83-84, 85-86, 87-93	8	325	18089	988	23	12	3.28	128-126-42
CLIMIE, MATT, 08-09	1	3	185	9	0	0	2.92	2-1-0
CRAIG, JIM, 83-84	1	3	110	9	0	0	4.91	1-1-0
ELLIS, DAN, 03-05	1	1	60	3	0	0	3.00	1-0-0
EDWARDS, GARY, 78-80	2	51	2876	165	2	0	3.44	15-18-15
FERNANDEZ, MANNY, 94-96, 97-00	5	33	1790	74	3	1	2.48	12-11-4
GILBERT, GILLES, 69-73	4	44	2529	143	0	2	3.39	16-22-5
HARRISON, PAUL, 75-78	3	35	1982	138	1	1	4.18	6-22-3
HAYWARD, BRIAN, 90-91	1	26	1473	77	4	4	3.14	6-15-3
HEDBERG, JOHAN, 05-06	1	19	1079	48	1	0	2.67	12-4-1
HIRSCH, COREY, 02-03	1	2	97	4	0	0	2.47	0-1-0
HOLMQVIST, JOHAN, 07-08	1	2	80	5	0	0	3.75	1-0-0
IRBE, ARTURS, 96-97	1	35	1965	88	3	3	2.69	17-12-3
JANASZAK, STEVE, 79-80	1	1	60	2	0	0	2.00	0-0-1
KRAHN, BRENT, 08-09	1	1	20	3	0	0	9.00	0-0-0
LEVASSEUR, LOU, 79-80	1	1	60	7	0	0	7.00	0-1-0
LOPRESTI, PETE, 74-79	5	173	9753	660	6	5	4.06	43-101-20
MANIAGO, CESARE, 67-76	9	420	24229	1283	3	26	3.17	145-192-71
MATTSSON, MARKUS, 82-83	1	2	100	6	0	1	3.60	1-1-0
MELANSON, ROLAND, 84-86	2	26	1467	102	1	0	4.17	7-11-5
MELOCHE, GILLES, 78-85	7	328	18889	1104	14	9	3.51	141-117-52
MIDDLEBROOK, LINDSAY, 81-82	1	3	140	7	0	0	3.00	0-0-2
MOOG, ANDY, 93-97	4	175	9858	451	14	8	2.74	75-64-26
MYLLYS, JARMO, 88-91	3	12	472	46	2	0	5.85	1-9-0
RIVARD, FERN, 68-70, 73-75	4	55	2865	190	1	2	3.98	9-27-10
SANDS, MIKE, 84-87	3	6	302	26	1	0	5.17	0-5-0
SMITH, MIKE, 06-08	2	44	2385	93	7	5	2.34	24-14-2
SMITH, GARY, 76-78	2	39	2270	148	3	1	3.92	10-19-9
STEPHAN, TOBIAS, 07-09	2	11	500	29	0	0	3.48	1-3-2
TAKKO, KARI, 85-91	6	131	6788	438	16	1	3.87	33-67-14
TORCHIA, MIKE, 94-95	1	6	327	18	0	0	3.30	3-2-1
TUGNUTT, RON, 02-04	2	42	2249	92	0	5	2.45	18-17-5
TUREK, ROMAN, 96-99	3	55	2969	106	4	2	2.14	30-14-4
TURCO, MARTY, 00-08	8	456	25977	978	26	36	2.26	240-134-52
WAKALUK, DARCY, 91-96	5	153	8130	435	8	8	3.21	54-64-17
WETZEL, CARL, 67-68	1	5	269	18	0	0	4.02	1-3-1
WILLIS, JORDAN, 95-96	1	1	19	1	0	0	3.16	0-1-0
WORSLEY, GUMP, 69-74	5	107	5970	261	0	3	2.62	39-37-24

GOALTENDER	GP	MINS	GA	ENG	SO	GAA	W-L
BEAUPRE, DON	34	1931	119	4	1	3.70	15-16
BELFOUR, ED	73	4697	144	3	8	1.84	44-29
CASEY, JON	41	2268	120	3	2	3.17	21-18
EDWARDS, GARY	7	337	22	0	0	3.92	4-3
FERNANDEZ, MANNY	2	19	1	0	0	3.16	0-0
GILBERT, GILLES	1	60	4	0	0	4.00	0-1
HAYWARD, BRIAN	6	171	11	1	0	3.86	0-2
IRBE, ARTURS	1	13	0	0	0	0.00	0-0
LOPRESTI, PETE	2	77	6	1	0	4.68	0-2
MANIAGO, CESARE	34	2088	94	2	3	2.70	14-20
MELOCHE, GILLES	45	2464	143	5	2	3.48	21-19
MOOG, ANDY	16	1072	49	0	0	2.74	5-11
SMITH, GARY	1	43	4	0	0	5.58	0-0
TAKKO, KARI	4	109	7	0	0	3.85	0-1
TURCO, MARTY	47	3103	112	3	4	2.17	21-26
WAKALUK, DARCY	6	327	16	1	0	2.94	4-1
WORSLEY, GUMP	11	614	34	0	1	3.32	6-4

REGULAR SEASON

PLAYOFFS

Bold indicates current Stars

Trades made as of September 13, 2009

- Anaheim:** Dec. 27, 2008 — Acquired C Brian Sutherby in exchange for C David McIntyre and a conditional sixth round-pick in 2010.
- Atlanta:** June 24, 2006 — Acquired C Patrik Stefan and D Jaroslav Modry for Niko Kapanen and a 2006 7th round pick.
- Boston:** Jan. 12, 2002 — Acquired future considerations for LW Benoit Hogue.
- Buffalo:** Mar. 10, 2003 — Acquired C Stu Barnes for C Mike Ryan and a 2003 2nd round draft choice.
- Calgary:** July 14, 1998 — Acquired C Aaron Gavey for C Bob Bassen.
- Carolina:** June 29, 2004 — Acquired LW Jaroslav Svoboda for 2005 fourth round draft pick.
- Chicago:** Nov. 17, 2003 — Acquired D Jon Klemm and 2004 fourth round draft pick in exchange for D Stephane Robidas and 2004 second round draft pick.
- Colorado:** June 10, 2008 — Acquired a conditional 2009 seventh round draft pick in exchange for C Marty Sertich.
- Columbus:** June 23, 2007 — Acquired the 128th, 129th and the 149th overall selections in the 2007 NHL draft in exchange for the 94th overall pick in 2007.
- Detroit:** Mar. 8, 1983 — Traded LW Ken Solheim for future considerations.
- Edmonton:** Mar. 5, 1993 — Acquired C Brent Gilchrist for C Todd Elik.
- Florida:** Dec. 12, 2005 — Acquired LW Niklas Hagman in exchange for a 2007 seventh round pick.
- Los Angeles:** July 21, 2008 — Acquired RW Lauri Tukonen in exchange for LW Richard Clune.
- Minnesota:** Mar. 9, 2006 — Acquired D Willie Mitchell and a 2007 second round draft pick in exchange for D Martin Skoula and D Shawn Belle.
- Montreal:** Feb. 25, 2009 — Acquired C Steve Begin in exchange for D Doug Janik.
- Nashville:** Feb. 17, 2003 — Acquired D Andy Berenzweig and a conditional draft choice for Jon Sim.
- New Jersey:** June 26, 2004 — Acquired 22nd and 88th overall picks in 2004 in exchange for 20th overall pick in 2004.
- New York Islanders:** Jan. 10, 2006 — Acquired D Janne Niinimaa and a 2007 fifth round draft pick in exchange for D John Erskine and a 2006 second round draft pick.
- New York Rangers:** June 14, 2006 — Acquired C Mike Green in exchange for a conditional 2008 draft pick.
- Ottawa:** July 8, 2009 — Acquired G Alex Auld in exchange for San Jose's 2010 sixth round draft pick.
- Philadelphia:** Dec. 10, 2007 — Acquired D Jussi Timonen in exchange for a 2009 seventh round draft pick.
- Phoenix:** Feb. 12, 2007 — Acquired LW Ladislav Nagy in exchange for LW Mathias Tjarnqvist and a 2007 first round pick.
- Pittsburgh:** Nov. 16, 2008 — Acquired D Darryl Sydor in exchange for D Philippe Boucher.
- San Jose:** June 27, 2009 — Acquired San Jose's sixth round pick in 2010 in exchange for 2009 seventh round pick.
- St. Louis:** June 25, 2004 — Acquired D Shawn Belle for G Jason Bacashihua.
- Tampa Bay:** Nov. 30, 2008 — Acquired D Andrew Hutchinson in exchange for RW Lauri Tukonen .
- Toronto:** Nov. 6, 2005 — Acquired RW Nathan Perrott in exchange for 2006 sixth round draft pick.
- Vancouver:** June 26, 2004 — Acquired 2005 third round pick in exchange for 91st overall pick in 2004.
- Washington:** June 26, 2004 — Acquired 2005 third round pick in exchange for 88th overall pick in 2004.

Trades made since franchise moved to Dallas for 1992-93 season.
Trades as of September 13, 2009.

- July 8, 2009 - Acquired G Alex Auld in exchange for San Jose's 2010 sixth-round draft pick.
- June 27, 2009 - Acquired 2010 sixth round pick from the San Jose Sharks in exchange for 2009 seventh-round pick.
- February 25, 2009 - Acquired C Steve Begin from Montreal in exchange for D Doug Janik.
- December 14, 2008 - Acquired C Brian Sutherby from Anaheim in exchange for C David McIntyre and a conditional sixth-round pick in 2010.
- November 30, 2008 - Acquired D Andrew Hutchinson from Tampa Bay in exchange for RW Lauri Tukonen.
- November 16, 2008 - Acquired D Darryl Sydor from Pittsburgh in exchange for D Philippe Boucher.
- July 21, 2008 - Acquired RW Lauri Tukonen from Los Angeles in exchange for LW Richard Clune.
- June 10, 2008 - Acquired a conditional 2009 seventh-round draft pick from Colorado in exchange for C Marty Sertich.
- February 26, 2008 - Acquired C Brad Richards and G Johan Holmqvist from Tampa Bay in exchange for C Jeff Halpern, LW Jussi Jokinen, G Mike Smith and a 2009 fourth-round draft pick.
- January 15, 2008 - Acquired D Dan Jancevski from Tampa Bay in exchange for RW Junior Lessard.
- December 10, 2007 - Acquired D Jussi Timonen from Philadelphia in exchange for a 2009 seventh-round draft pick.
- November 19, 2007 - Acquired D Bryce Lampman from Tampa Bay in exchange for D Mario Scalzo.
- June 23, 2007 - Acquired the 128th, 129th and 149th overall selections in the 2007 Entry Draft from Columbus in exchange for the 94th overall pick in 2007.
- February 27, 2007 - Acquired D Mattias Norstrom, RW Konstantin Pushkarev, a 2007 third round pick and a 2007 fourth round pick from the Los Angeles Kings in exchange for D Jaroslav Modry, the rights to D Johan Fransson, a 2008 first round pick, a 2007 second round pick and a 2007 third round pick.
- February 23, 2007 - Acquired C Shane Endicott from the Anaheim Ducks in exchange for future considerations.
- February 12, 2007 - Acquired LW Ladislav Nagy from the Phoenix Coyotes in exchange for LW Mathias Tjarnqvist and a 2007 first round pick.
- September 30, 2006 - Acquired C Mike Ribeiro and a 2008 sixth round pick from the Montreal Canadiens in exchange for D Janne Niinimaa and a 2007 fifth round pick.
- July 2, 2006 - Acquired D Darryl Sydor from the Tampa Bay Lightning in exchange for a 2008 fourth round pick.
- June 24, 2006 - Acquired C Patrik Stefan and D Jaroslav Modry from the Atlanta Thrashers in exchange for Niko Kapanen and a 2006 seventh round pick.
- June 14, 2006 - Acquired C Mike Green in exchange for conditional 2008 draft pick.
- March 9, 2006 - Acquired D Willie Mitchell and a second round draft pick in 2007 from Minnesota in exchange for D Martin Skoula and D Shawn Belle.
- January 10, 2006 - Acquired D Janne Niinimaa and a fifth round draft pick in 2007 from the New York Islanders in exchange for D John Erskine and a second round draft pick in 2006.
- December 12, 2005 - Acquired LW Niklas Hagman from Florida in exchange for a seventh round draft pick in 2007.
- November 6, 2005 - Acquired RW Nathan Perrott from Toronto in exchange for a sixth round draft pick in 2006.

- July 30, 2005 - Acquired a 2006 fifth round draft pick from the Tampa Bay Lightning in exchange for the 165th overall pick in the 2005 Draft.
- June 29, 2004 - Acquired LW Jaroslav Svoboda from the Carolina Hurricanes in exchange for a fourth-round draft pick in 2005.
- June 26, 2004 - Acquired 2005 third round draft pick from the Washington Capitals in exchange for 88th overall selection in 2004.
- June 26, 2004 - Acquired 2005 third round draft pick from the Vancouver Canucks in exchange for 91st overall selection in 2004.
- June 26, 2004 - Acquired 28th, 52nd and 91st overall picks in 2004 from the San Jose Sharks in exchange for 22nd and 153rd overall picks in 2004.
- June 26, 2004 - Acquired 22nd and 88th overall selections in 2004 from the New Jersey Devils in exchange for 20th overall selection in 2004.
- March 8, 2004 - Acquired D Chris Therien from the Philadelphia Flyers in exchange for Phoenix's 2004 eighth round pick and Dallas' 2005 third round pick.
- March 8, 2004 - Acquired RW Valeri Bure from the Florida Panthers in exchange for Drew Bagnall and 2004 compensatory draft pick.
- February 16, 2004 - Acquired Mike Siklenka from the Philadelphia Flyers in exchange for LW Steve Gainey.
- November 17, 2003 - Acquired D Jon Klemm and fourth round draft choice in 2004 from Chicago in exchange for D Stephane Robidas and second round draft choice in 2004.
- July 22, 2003 - Acquired D Teppo Numminen from Phoenix and second round draft choice in 2004 from Columbus as part of a three-team trade. RW Mike Sillinger was acquired by Phoenix and D Darryl Sydor was acquired by Columbus.
- June 22, 2003 - Acquired eighth round draft choice in 2004 from the Phoenix Coyotes in exchange for ninth round draft choice in 2003.
- March 11, 2003 - Acquired 6th round draft choice in 2003 and future considerations from the Atlanta Thrashers for the rights to RW Anthony Aquino.
- March 10, 2003 - Acquired D Lyle Odelein from the Chicago Blackhawks for D Sami Helenius and future considerations.
- March 10, 2003 - Acquired C Stu Barnes from the Buffalo Sabres for C Mike Ryan and a 2nd round draft choice in 2003.
- February 17, 2003 - Acquired D Andy Berenzweig and a conditional draft pick from the Nashville Predators for Jon Sim.
- January 16, 2003 - Acquired RW Claude Lemeux from the Phoenix Coyotes for LW Scott Pellerin and a conditional draft pick in 2004.
- October 4, 2003 - Acquired D Stephane Robidas from Atlanta for future considerations.
- June 29, 2002 - Acquired RW David Gosselin and a 5th round draft choice in 2003 from the Nashville Predators for RW Cameron Mann and the rights to G Ed Belfour.
- June 22, 2002 - Acquired 34th overall selection in 2002 from the Tampa Bay Lightning for D Brad Lukowich and seventh round pick in 2003.
- June 18, 2002 - Acquired G Ron Tugnutt and 32nd overall pick in 2002 from Columbus Blue Jackets for 20th overall pick in 2002.
- June 12, 2002 - Acquired 26th and 42nd overall picks in 2002 and sixth round selection in 2003 from Washington for 13th overall pick in 2002.
- March 19, 2002 - Acquired C Jason Arnott and RW Randy McKay and a first round draft pick in 2002 from the New Jersey Devils in exchange for C Joe Nieuwendyk and RW Jamie Langenbrunner.
- March 16, 2002 - Acquired 2003 conditional draft pick from the Ottawa Senators in exchange for LW Benoit Brunet.
- March 12, 2002 - Acquired LW Manny Maholtra and LW Barrett Heisten from the New York Rangers in exchange for LW Martin Rucinsky and C Roman Lyashenko.

- January 16, 2002 - Acquired D Andre Lakos and future considerations from the New Jersey Devils in exchange for LW Valeri Kamensky.
- January 12, 2002 - Acquired future considerations from the Boston Bruins in exchange for LW Benoit Hogue.
- November 21, 2001 - Acquired LW Martin Rucinsky and LW Benoit Brunet from the Montreal Canadiens in exchange for RW Donald Audette and C Shaun Van Allen.
- November 21, 2001 - Acquired D Dave Manson from the Toronto Maple Leafs in exchange for D Jyrki Lumme.
- August 29, 2001 — Acquired a 2nd round draft choice in 2003 from Columbus for RW Grant Marshall.
- June 24, 2001 — Acquired RW Cameron Mann from Boston for D Richard Jackman.
- June 23, 2001 — Acquired D Jyrki Lumme from Phoenix for RW Tyler Bouck.
- March 13, 2001 — Acquired D Grant Ledyard from Tampa Bay for future considerations.
- February 5, 2001 — Acquired RW John MacLean from NY Rangers for future considerations.
- October 29, 2000 — Acquired D Gerald Diduck from Toronto for future considerations.
- August 11, 2000 — Acquired RW David Ling from Chicago for future considerations.
- June 24, 2000 — Acquired D Brad Lukowich and 3rd and 9th round draft choices in the 2001 NHL Entry Draft from Minnesota for C Aaron Gavey, LW Pavel Patera, a 2000 8th round draft choice and Minnesota's 4th round draft choice in 2002 (previously acquired).
- June 12, 2000 — Acquired a 3rd round draft choice in 2000 and a 4th round draft choice in 2002 from Minnesota for G Manny Fernandez and D Brad Lukowich.
- Feb. 8, 2000 — Acquired D Sylvain Cote and D Dave Manson from Chicago for D Kevin Dean, C Derek Plante and 2001 2nd round draft choice.
- Jan. 22, 2000 — Acquired LW Scott Thornton from Montreal for LW Juha Lind.
- Dec. 15, 2000 — Acquired D Kevin Dean from Atlanta for future considerations.
- July 14, 1999 — Acquired D Jamie Pushor from Atlanta for LW Jason Botterill.
- June 26, 1999 — Acquired the 32nd and 96th overall draft choices in the 1999 NHL Entry Draft from the New York Islanders for the 28th overall choice.
- June 26, 1999 — Acquired a 6th round draft choice in the 1999 NHL Entry Draft from Atlanta for LW Per Svartvadet.
- June 25, 1999 — Acquired RW Warren Luhning from NY Islanders for a 1999 3rd round draft choice.
- June 20, 1999 — Traded G Roman Turek to St. Louis for a 1999 3rd round draft choice.
- March 23, 1999 — Acquired C Derek Plante from Buffalo for a 1999 2nd round draft choice.
- March 20, 1999 — Acquired LW Benoit Hogue from Tampa Bay for D Sergey Gusev and a conditional 2001 draft choice.
- July 14, 1998 — Acquired C Aaron Gavey from Calgary for C Bob Bassen.
- July 9, 1998 — Acquired C Tony Hrkac from Nashville for future considerations.
- June 27, 1998 — Acquired the 37th and 57th overall draft choices in the 1998 NHL Draft from New Jersey for the 27th overall choice.
- March 24, 1998 — Acquired C Mike Kennedy from Toronto for a 1998 8th round draft choice.
- March 24, 1998 — Acquired RW Mike Keane, C Brian Skrudland and a conditional draft choice from New York Rangers for LW Bob Errey, RW Todd Harvey and a 1998 4th round draft choice.
- June 22, 1997 — Traded 1998 2nd round draft choice to Philadelphia for Philadelphia's 1997 3rd round draft choice.
- August 20, 1996 — Acquired RW Sergei Gorbachev from San Jose for a 1998 5th round draft choice.

- June 22, 1996 — Acquired D Sergei Zubov from Pittsburgh for D Kevin Hatcher.
- Feb. 17, 1996 — Acquired D Darryl Sydor and a 1996 5th round draft choice from Los Angeles for RW Shane Churla and D Doug Zmolek.
- Jan. 28, 1996 — Acquired LW Benoit Hogue and RW Randy Wood from Toronto for C/LW Dave Gagner and a future draft choice.
- Dec. 19, 1995 — Acquired C Joe Nieuwendyk from Calgary for C Corey Millen and RW Jarome Iginla.
- Dec. 13, 1995 — Acquired RW Brent Fedyk from Philadelphia for RW Trent Klatt.
- Nov. 29, 1995 — Acquired C Robert Petrovicky from Hartford for C Dan Kesa.
- Oct. 2, 1995 — Acquired C Guy Carbonneau from St. Louis for RW Paul Broten.
- July 14, 1995 — Traded G Mike Torchia to Washington for cash.
- July 8, 1995 — Traded 1996 2nd round draft choice to Winnipeg for Washington's 1995 3rd round draft choice (previously acquired).
- June 7, 1995 — Acquired RW Jeff Mitchell from Los Angeles for Vancouver's 1995 5th round draft choice (previously acquired).
- April 7, 1995 — Traded RW Alan May to Calgary for a 1995 8th round draft choice.
- April 7, 1995 — Acquired LW Greg Adams, C Dan Kesa and a 1995 5th round draft choice from Vancouver for RW Russ Courtnall.
- Feb. 27, 1995 — Acquired C Corey Millen from New Jersey for C Neal Broten.
- Feb. 17, 1995 — Acquired LW Mike Donnelly and a 1996 7th round draft choice from Los Angeles for a 1996 4th round draft choice.
- Jan. 31, 1995 — Acquired LW Iain Fraser from Quebec for a 1996 conditional draft choice.
- Jan. 18, 1995 — Acquired D Kevin Hatcher from Washington for D Mark Tinordi and D Rick Mrozik.
- March 21, 1994 — Traded D Roy Mitchell and LW Reid Simpson to New Jersey for future considerations.
- March 21, 1994 — Acquired LW Pelle Eklund from Philadelphia for future considerations.
- March 21, 1994 — Acquired RW Mike Needham from Pittsburgh for LW Jim McKenzie.
- March 21, 1994 — Acquired RW Alan May and a 1995 7th round draft choice from Washington for D Jim Johnson.
- March 19, 1994 — Acquired D Doug Zmolek and D Mike Lalor from San Jose for RW Ulf Dahlen and a future draft choice.
- Feb. 13, 1994 — Acquired G Manny Fernandez from Quebec for D Tommy Sjodin and a future draft choice.
- Dec. 16, 1993 — Acquired LW Jim McKenzie from Florida for a 1995 4th round draft choice.
- Dec. 15, 1993 — Acquired D Gord Donnelly from Buffalo for C James Black and a future draft choice.
- June 26, 1993 — Acquired C Dean Evason from San Jose for San Jose's 1993 6th round draft choice (previously acquired).
- June 25, 1993 — Acquired G Andy Moog from Boston for G Jon Casey to complete transaction of June 20, 1993.
- June 25, 1993 — Traded D Enrico Ciccone to Washington to complete transaction of June 20, 1993.
- June 20, 1993 — Acquired D Gord Murphy from Boston for future considerations.
- June 20, 1993 — Acquired D Paul Cavallini from Washington for future considerations.
- June 20, 1993 — Acquired 1993 6th round draft choice from San Jose for LW Gaetan Duchesne.

ALL-TIME SWEATER NUMBERS



- 1** Johan Hedberg, Dan Ellis, Roman Turek, Mike Torchia, Brian Hayward, Kari Takko, Rollie Melanson, Mike Sands, Pete LoPresti, Gilles Gilbert, Gump Worsley, Gary Bauman, Carl Wetzel, Louie Levasseur
- 2** Nicklas Grossman, Willie Mitchell, Derian Hatcher, Curt Giles, Ron Wilson, Bill Butters, Dwight Bialowas, Chris Ahrens, Barry Gibbs, John Baby, Larry Hillman
- 3** Stephane Robidas, John Erskine, Sylvain Cote, Craig Ludwig, Rob Zettler, Ken Leiter, Rob Rouse, Fred Barrett, John Miszuk, Mike Chernoff, Bob McCord, Jean Guy Talbot
- 4** Dan Jancevski, Mattias Norstrom, Janne Niinimaa, Lyle Odelein, Dave Manson, Gerald Diduck, Sami Helenius, Jamie Pushor, Sergey Gusev, Kevin Hatcher, Richard Matvichuk, Chris Dahlquist, Craig Hartsburg, Jean Potvin, Chris Ahrens, Ted Harris, Jerry Engele, Marshall Johnston, Elmer Vasko
- 5** Matt Niskanen, Darryl Sydor, Trevor Daley, Doug Zmolek, Brad Berry, Rob Ramage, Neil Wilkinson, Ville Siren, Shawn Chambers, Jari Gronstrand, Dave Richter, Brad Maxwell, Dennis O'Brien, Leo Boivin, Gary Dineen, Pete Goegan, Wayne Hillman, Gary Gelfart
- 6** Trevor Daley, Chris Therien, Sami Helenius, Dave Manson, Kevin Dean, Doug Lidster, Dan Keczmer, Darryl Sydor, Corey Millen, Mike Donnelly, Pelle Eklund, Jim Johnson, Brian Glynn, Frantisek Musil, Larry DePalma, Randy Velischek, Murray Brumwell, Paul Shmyr, Doug Hicks, Gary Bergman, Doug Mohns, Dick Redmond, Mike McMahon, Dan Poulin, Udo Klessling, Peter Hayek
- 7*** **Neal Broten**, Glen Sharpley, Blake Dunlop, Dave Cressman, Jim McElmury, Terry Caffery, Danny O'Shea, Bill Collins, Sandy Fitzpatrick, Bob Charlebois
- 8*** Jim Johnson, Larry Murphy, Terry Ruskowski, Brian Lawton, Kent-Erik Andersson, **Bill Goldsworthy**, Andre Pronovoust
- 9** Mike Modano, Dennis Maruk, Mark Johnson, Kevin Maxwell, Ron Zanussi, Blake Dunlop, Henry Boucha, Charlie Burns, Milan Marcetta, Len Lunde, Murray Hall
- 10** Brenden Morrow, Brian Skrudland, Todd Harvey, Dave Barr, Gaetan Duchesne, Marc Habscheid, Curt Fraser, Stepane Roy, George Servinis, Larry DePalma, Gordie Roberts, Dave Hanson, Alex Pirus, Murray Oliver, Ray Cullen
- 11** Brendan Morrison, Jeff Halpern, Jaroslav Svoboda, Rob Valicevic, Ulf Dahlen, Blake Sloan, Juha Lind, Mike Donnelly, Jarkko Varvio, Dan Quinn, Marc Bureau, Mike Gartner, Don Barber, Brian Lawton, Sean Toomey, Tom McCarthy, J.P. Parise, Harvey Bennett, Bill Fairbairn, Norm Gratton, Ted Taylor
- 12** Raymond Sawada, Randy McKay, Mike Keane, Bob Errey, Grant Ledyard, Stewart Gavin, Keith Acton, Ken Solheim, Warren Young, Dennis Chicoine, Mike Fidler, Steve Jensen, Richard Nantais, Doug Rombough, Jerry Byers, Ted Hampson, Danny Seguin, Barrie McKenzie, Wayne Connelly, Tom Williams
- 13** Krystofer Barch, Bill Guerin, Valeri Kamensky, Bob Brooke, Bill Stewart, Tim Trimper
- 14** Stu Barnes, Jon Sim, Juha Lind, Dave Reid, Daniel Marois, Paul Cavallini, Todd Elik, Doug Smail, Aaron Broten, David Archibald, Scott Bjugstaid, Tim Coulis, Jordy Douglas, Brad Palmer, Danny Chicoine, Per-Olov Brasar, Wes Jarvis, Johnny Rogers, Ernie Hicke, Don Blackburn, Bill Heindl, Bob Barlow, Parker MacDonald
- 15** Niklas Hagman, Jamie Langenbrunner, Dave Gagner, Raimo Helminen, Kent Nilsson, Jim Archibald, Paul Holmgren, Bobby Smith, Dean Talafous, Rod Norrish, Bobby Rousseau, Danny Lawson, Barrie Meissner, Andre Boudrias, Grant Erickson
- 16** Sean Avery, Brad Winchester, Blake Sloan, Manny Malhotra, Pat Verbeek, Brett Hull, Jamie Langenbrunner, Dean Evason, Brian Propp, Clark Donatelli, Mike McHugh, Wally Schreiber, Rich Boh, Bill Terry, Pat Micheletti, Mark Pavelich, Paul Houck, Marc Habscheid, Terry Martin, Mark Napier, Wes Jarvis, Anders Hakansson, Mike Polich, Pierry Jarry, Glen Sather, Jude Drouin, Dean Magee, Claude Larose, Gary Dineen, Duke Harris, George Standing, Bronco Horvath, Andre Pronovoust
- 17** Toby Petersen, Ladislav Nagy, Mathias Tjarnqvist, Valeri Bure, Stephane Robidas, Benoit Brunet, Ted Donato, Scott Thornton, Warren Luhnig, Brent Severyn, Patrick Cote, Bill Huard, Mike McPhee, Basil McCrae, Paul Houck, Bo Berglund, Ed Hospodar, Brent Ashton, Anders Hakansson, Tim Young, Fred Stanfield, Bob Nevin, Joey Johnston, Kim McDougall, Dave Balon, Norm Beaudin
- 18** James Neal, Rob DiMaio, Grant Ledyard, Joel Bouchard, Derek Plante, Chris Tancill, Mike Lalor, Jim McKenize, Bobby Smith, Curt Fraser, Al Tuer, Paul Houck, Emanuel Viveiros, David Jensen, Mike Eaves, Jim McKenny, Jamie Gallimore, Bryan Hextall, Don Martineau, Ted Harris, Mike Chernoff, Danny Seguin, Bill Collins
- 19*** **Bill Masterton**
- 20** Brian Sutherby, Antti Miettinen, Ed Belfour, Brent Fedyk, Nikolai Borschevsky, Jamie Langenbrunner, Iain Fraser, Mike Craig, Peter Lappin, Dino Ciccarelli, Bob Flockhart, Bryan Maxwell, Tom Reid, Don Johns
- 21** Loui Eriksson, Junior Lessard, Guy Carbonneau, Paul Broten, Derrick Smith, Perry Berezan, Moe Mantha, Dirk Graham, George Ferguson, Jack Carlson, Bill Hogoabam, Robbie Laird, Dennis Maruk, Doug Rombough, Dave Cressman, John Flesch, Danny Grant, Bill Plager
- 22** Landon Wilson, Junior Lessard, Kirk Muller, Pavel Patere, Brett Hull, Craig Muni, Dan Keczmer, Robert Petrovicky, Trent Klatt, Ulf Dahlen, Mitch Messier, Dusan Pasek, John Barrett, Tom Hirsch, Bob Rouse, Gary Sargent, Roland Eriksson, Dennis Hextall, Walt McKechnie, Bob Woytowich
- 23** Tom Wandell, Mathias Tjarnqvist, Martin Rucinsky, Jyrki Lumme, Chris Murray, Aaron Gavey, Greg Adams, Alan May, Gord Donnelly, Duane Joyce, Derrick Smith, Mark Osiecki, Brian Bellows, Ron Meighan, Greg Smith, Lou Nanne

- 24** Vojtech Polak, Nathan Perrott, Richard Matvichuk, Mark Tinordi, Richard Zemlak, Willi Plett, Bill Nyrop, Jim Dobson, Tony White, Kris Manery, Bryan Maxwell, Doug Hicks, Gary Gambucci, Tom Polanic, Duane Rupp, Jon Fontas, Joe Contini, Roger Melin
- 25** Chris Conner, Nolan Baumgartner, Jeremy Stevenson, Joe Nieuwendyk, Dan Kesa, Peter Zezel, Bob Brown, Kip Miller, Paul Jerrard, Mitch Messier, Gordie Roberts, Jack Carlson, Tony McKeegney, Al MacAdam, Tom Coley, Bruce McIntosh, Gordie LaBossiere, Tom Polanic, Ken Broderick, Darryl Sly
- 26** Jere Lehtinen, Russ Courtnall, David Shaw, Shawn Chambers, Pat Micheletti, Ken Duggan, Paul Boutilier, Dave Langevin, Gord Sherven, John Markell, Brad Maxwell, Bryan Maxwell, Steve Payne, Nick Beverley, Tom Colley, Bruce McIntosh, Buster Harvey, Ken Broderick, Bill Orban, Terry Holbrook, Bob Whitlock, Bob Paradise
- 27** Andrew Hutchinson, Patrik Stefan, Patrick Traverse, Teppo Numminen, Manny Malhotra, Shaun Van Allen, Shawn Chambers, Marc Labelle, Shane Churla, Brian MacLellan, Stephane Roy, Gilles Meloche, Jim Roberts, Craig Cameron, John Flesch, Tony Featherstone, Wayne Muloin, Marshall Johnston
- 28** Mark Fistric, David Oliver, Greg Hawgood, Donald Audette, Richard Jackman, Jason Botterill, Bob Bassen, Travis Richards, James Black, Derian Hatcher, Dave Mackey, Reed Larson, Ken Hodge, Gord Dineen, Pat Price, Mats Hallin, Alain Langlais, Harold Snepsts, Ron Meighan, Steve Christoff, Jim Boo, Jim Roberts, Lars Lindgren, Craig Cameron, Rick Chinnick, Jon Fontas
- 29** Steve Ott, Grant Marshall, Trent Klatt, Warren Babe, Jay Caulfield, Tim Coulis, Dave Richter, Ron Friest, Mike Antonovich, Tom Younghans, Bob Bergloff, Alain Langlais, Dean Prentice, Murray Oliver, Brian Smith, Roger Melin, Bob Cook
- 30** Corey Hirsch, Manny Fernandez, Jon Casey, George Servinis, Stephane Roy, Jim Craig, Cesare Maniago, Gary Smith, Gilles Gilbert, Ted McCaskill, Carl Wetzel, Steve Janaszak
- 31** Tobias Stephan, Ron Tugnutt, Jordan Willis, Mark Janssens, Larry DePalma, Wally Schreiber, Kirk Tomlinson, George Servinis, Jim Archibald, Ken Solheim, Ron Friest
- 32** Don Sweeney, Claude Lemieux, Jim Montgomery, Arturs Irbe, Travis Richards, Jamie Langenbrunner, Doug Barrault, Brad Berry, Scott Sandelin, Pat MacLeod, Kevin Kaminski, Emanuel Viveiros, Randy Smith, Dan Mandich, Don Jackson, Jim Dobson, Archie Henderson
- 33** Matt Ciimie, Doug Janik, Scott Pellerin, Benoit Hogue, Mike Needham, Jim McKenzie, Tommy Sjodin, Daniel Berthiaume, Don Beaupre
- 34** Mark Wotton, Petr Buzek, Darcy Wakaluk, Steve Go-taas, Mike Berger, Paul Houck, Ron Wilson, Tim Helmer, Craig Levie
- 35** Marty Turco, Andy Moog, Darcy Wakaluk, Jarmo Myllys, Mike Sands, Gary Edwards, Paul Harrison, Gilles Gilbert, Fern Rivard, Lindsay Middlebrook
- 36** Garrett Stafford, Jussi Jokinen, Steve Gainey, Roman Lyashenko, Jeff Mitchell, Link Gaetz, Chris Pryor
- 37** Mark Parrish, Lubomir Sekeras, Jeff MacMillan, Brad Lukowich, Zac Boyer, Neil Brady, Mitch Messier, Don Barber, Dave Archibald, Paul Houck, Bill Stewart, Don Biggs, Tim Trimper
- 38** Dan Jancevski, Alan Letang, Jason Botterill, Mark Lawrence, Roy Mitchell, Steve Martinson, Jayson More, Mitch Messier
- 39** Joel Lundqvist, Niko Kapanen, Kelly Fairchild, Mike Kennedy, Peter Douris, Mike Kennedy, Enrico Ciccone, Neil Wilkinson
- 40** Johan Holmqvist, Gavin Morgan, Greg Leeb, Patrick Cote, Pat MacLeod, Dean Kolstad
- 41** Brent Krahn, Mike Smith, Martin Skoula, Brent Gilchrist, Keith Aldridge, Tony Hrkac, Jarrod Skalde, Tony Hrkac, Brent Gilchrist, Allen Pedersen, Rob Zettler
- 42** Dan Jancevski, Jon Klemm, Steve Gainey, Sergei Makarov
- 43** Philippe Boucher, Steve Gainey, Jim Storm, Gord Donnelly, Helmut Balderis
- 44** Steve Begin, B.J. Crombeen, Jaroslav Modry, Jason Arnott, Aaron Gavey, Patrick Cote, Randy Wood, Reid Simpson, Kevin Evans, Steve Payne
- 45** Brenden Morrow, Allan Bester, Mike McHugh
- 46** Jamie Wright, Dan Keczer
- 47** Aaron Downey, Mario Thyer
- 48** Scott Young, Scott Robinson
- 49** Jon Sim
- 50** Krystofer Barch, Ryan Christie
- 51** John MacLean
- 53** Vojtech Polak
- 55** Darryl Sydor, John Erskine, Tyler Bouck, Brad Maxwell
- 56** Sergei Zubov
- 59** Ivan Vishnevskiy
- 63** Mike Ribeiro
- 65** Chris Conner
- 72** Shayne Corson
- 77** Matthew Barnaby, Pierre Turgeon
- 88** Eric Lindros
- 91** Brad Richards
- 92** Todd Fedoruk
- 96** Fabian Brunstrom
- 98** Brian Lawton

★ Retired Number denoted in bold

NATIONAL AWARD WINNERS



NHL HALL OF FAME

Harry Howell	1979
Gump Worsley	1980
John Mariucci	1985
Leo Boivin	1986
Al Shaver	1993
Brett Hull	2009

U.S. HOCKEY HALL OF FAME

John Mariucci	1973
Walter Bush	1980
Lou Nanne	1998
Neal Broten	2000
Brett Hull	2008

CONN SMYTHE TROPHY (Playoff MVP)

Joe Nieuwendyk	1999
----------------	------

SELKE TROPHY (Best Defensive Forward)

Jere Lehtinen	1998
Jere Lehtinen	1999
Jere Lehtinen	2003

CALDER TROPHY (Rookie of the Year)

Danny Grant	1969
Bobby Smith	1979

LESTER PATRICK AWARD

Walter Bush	1973
John Mariucci	1977
Lou Nanne	1989
Neal Broten	1998

BILL MASTERTON TROPHY

Al MacAdam	1980
------------	------

NHL POST-SEASON ALL-STAR 2ND TEAM

Mike Modano	1999-00
Derian Hatcher	2002-03
Marty Turco	2002-03

NHL POST-SEASON ALL-STAR ROOKIE TEAM

Mike Modano	1989-90
Mike Smith	2006-07

SPORTING NEWS

1ST TEAM WEST ALL-STAR

1967-68	Wayne Connelly
1967-68	Mike McMahon
1968-69	Danny Grant
1969-70	Bill Goldsworthy
1970-71	Bill Goldsworthy
1972-73	Barry Gibbs
1973-74	Bill Goldsworthy

SPORTING NEWS

2ND TEAM WEST ALL-STAR

1967-68	Ray Cullen
1968-69	Claude Larose
1972-73	J.P. Parise

SPORTING NEWS

ROOKIE OF THE YEAR

Bobby Smith	1979
-------------	------

SPORTING NEWS

COACH OF THE YEAR

Ken Hitchcock	1996-97	1972-73:
---------------	---------	----------

SPORTING NEWS

2ND TEAM NHL ALL-STAR

Marty Turco	2002-03	1973-74:	1974-75:
-------------	---------	----------	----------

HOCKEY NEWS

COACH OF THE YEAR

Ken Hitchcock	1998-99
---------------	---------

HOCKEY NEWS

PLAYOFF MVP

Ed Belfour	1999
------------	------

HOCKEY NEWS

WEST PLAYER OF THE YEAR

Wayne Connelly	1967-68
----------------	---------

HOCKEY NEWS

1ST TEAM NHL ALL-STAR

Mike Modano	1999-00	1982-83:
-------------	---------	----------

HOCKEY NEWS

2ND TEAM NHL ALL-STAR

Marty Turco	2002-03	1983-84:
Sergei Zubov	2005-06	1984-85:

HOCKEY NEWS

WEST ALL-STAR

Bill Goldsworthy	1971-72	1985-86:
Bill Goldsworthy	1973-74	1987-88:
		1988-89:
		1989-90:
		1990-91:
		1991-92:

HOCKEY NEWS

ROOKIE OF THE YEAR

Danny Grant	1969	1992-93:
Bobby Smith	1979	1993-94:
Mike Modano	1990	1995-96:
		1996-97:

HOCKEY NEWS

EXECUTIVE OF THE YEAR

Walter Bush	1972
-------------	------

TEAM CANADA-

SOVIET UNION SERIES

J.P. Parise	1972	1997-98:
Bill Goldsworthy	1972	

NHL YOUNGSTARS GAME

2001-02:	Brenden Morrow	1998-99:
2002-03:	Niko Kapanen	
2006-07:	Jussi Jokinen	
2007-08:	Matt Niskanen	
2008-09:	James Neal	1999-00:

NHL ALL-STAR GAME

1967-68:	Dave Balon	2000-01:
1968-69:	Danny Grant	2001-02:
	Claude Larose	2002-03:
	Danny O'Shea	
	Elmer Vasko	2003-04:
1969-70:	Bill Goldsworthy	
	Danny Grant	2006-07:
	Claude Larose	
	Danny O'Shea	2007-08:
	J.P. Parise	
1970-71:	Danny Grant	2008-09:
	Ted Harris	
1971-72:	Bill Goldsworthy	
	Ted Harris	

Doug Mohns	
Gump Worsley	
Barry Gibbs	
J.P. Parise	
Bill Goldsworthy Denis Hextall	
*Bill Goldsworthy Denis Hextall	
Bill Goldsworthy	
Tim Young	
Roland Eriksson	
Craig Hartsburg	
Gilles Meloche	
Steve Payne,	
*Gary Sargent	
Don Beaupre	
Bobby Smith	
Dino Ciccarelli	
Craig Hartsburg	
Gilles Meloche	
Bobby Smith	
Neal Broten	
Dino Ciccarelli	
Craig Hartsburg	
Tom McCarthy	
Brian Bellows	
Brad Maxwell	
*Tony McKegney	
Steve Payne	
Neal Broten	
Brian Bellows	
1988-89:	Dino Ciccarelli
1989-90:	Mike Gartner
1990-91:	Dave Gagner
1991-92:	Brian Bellows,
	Mark Tinordi
1992-93:	Jon Casey
	Mike Modano
1993-94:	*Mike Modano
	Russ Courtnall
1995-96:	Kevin Hatcher
1996-97:	Derian Hatcher
	*Mike Modano
	Andy Moog
1997-98:	Ed Belfour,
	Jere Lehtinen
	Mike Modano
	Darryl Sydor
	Sergei Zubov
	Ed Belfour
	Mike Modano
	Darryl Sydor
	Sergei Zubov
	Mike Modano
	Sergei Zubov
	Brett Hull
2000-01:	*Jere Lehtinen
2001-02:	Bill Guerin
2002-03:	Mike Modano
	Marty Turco
	Bill Guerin
2003-04:	Mike Modano
	Marty Turco
	Philippe Boucher
	Marty Turco
	* Sergei Zubov
2007-08:	Mike Ribeiro
2008-09:	Mike Modano
	Stephane Robidas

*Unable to play due to injury



#7 NEAL BROTEN

1981-97

Neal Broten finished his NHL career as the most decorated player ever born in the United States. As early as high school he was a champion, taking Roseau High School to three Minnesota State High School Hockey Tournaments. He would go on to lead the University of Minnesota to the 1979 NCAA Championship and was awarded the first-ever Hobey Baker Award as the nation's top collegiate hockey player in 1981. Broten entered history in 1980 as he helped the "Miracle on Ice" U.S. Olympic team win the gold medal. He was the last member of that squad to play in the NHL.

Broten, fittingly, scored his first career NHL goal in his first career NHL game with the Minnesota North Stars on March 31, 1981 vs. St. Louis. In his first full season, 1981-82, he was named the franchise's Rookie of the Year after setting team records that still stand for most goals, assists and points by a rookie (38-60-98). Sixteen seasons later, Broten retired as the club's all-time leader in games played (992), assists (593) and points (867) and is fourth in team annals in goals (274). The team's Most Valuable Player in 1984 and 1986, Broten participated in the NHL All-Star Game in 1983 and 1986. In that 1985-86 campaign, he became the first American-born player to record 100 points (105) and set the current club mark for assists in a season with 76.

Moving with the team to Texas in 1993, Broten scored the first-ever goal in Dallas Stars history on October 5, 1993 against Detroit. He was dealt by the Stars to New Jersey in February of 1995, where he achieved his remaining goal. Having been to the Stanley Cup Finals twice before with the Stars (1981, 1991), he played an instrumental role in the Devils' Stanley Cup victory in 1995, finishing second on that championship club with 19 points (7-12-19) in 20 playoff contests. Broten began the 1996-97 season with New Jersey, and had a brief stint with Los Angeles before the Stars reacquired him off waivers on January 28, 1997. Finishing the season with Dallas, Broten totaled 923 points for his career, the second-highest point total ever for an American-born player behind only Joe Mullen (1,063).


In June of 1996, Broten was honored with USA Hockey's Distinguished Achievement Award and in April of 1997 he was named to the All-Time USA Hockey First Team. In addition, he was selected as USA Hockey's Player of the Decade for 1976-77 to 1985-86 and in the Summer of 1997 was named a recipient of the Lester Patrick Award for outstanding service to hockey in the United States, one of only two players (Ken Morrow) to win the Award twice, having won it the first time as a member of the 1980 gold medal USA team. Broten's number seven was retired by the Stars on February 7, 1998 and he was inducted into the U.S. Hockey Hall of Fame in 2000.



#19 BILL MASTERTON

1967-68

Bill Masterton was a member of the Minnesota North Stars inaugural NHL team in 1967-68. He played two seasons of professional hockey for Hull-Ottawa of the EPHL in 1961-62 and Cleveland of the American Hockey League in 1962-63. The North Stars retired Masterton's jersey number in memory of the only professional hockey player to lose his life because of an injury suffered during an NHL game. Masterton hit the back of his head on the ice on January 13, 1968 against Oakland, and passed away two days later. The North Stars named the Bill Masterton Memorial Cup Award in his memory, presenting it to the North Stars player voted most valuable by his teammates during the season. Masterton's number 19 has never been worn by another Dallas or North Star and was retired on January 17, 1987.



#8 BILL GOLDSWORTHY

1967-77

Bill Goldsworthy started his career as a North Star in 1967 when Minnesota selected him from Boston in the 1967 expansion draft. He made his name with the North Stars through goal-scoring and the invention of the Goldy Shuffle. Goldsworthy set marks throughout his career, becoming the first player from a post-1967 team to score 200 goals and the first to score 250. In 1971, Goldsworthy became the team's leading scorer and goal scorer, a mark he held for over a decade. His 48-goal season in 1973-74 was the best ever by a North Star until 1981-82 and he averaged over 30 goals a year during his Stars career. In 1976, Goldsworthy became the first North Star ever to reach the 500-point plateau. In 670 games with Minnesota, he tallied 267 goals and 239 assists for 506 points. Goldsworthy's number eight was retired on February 15, 1992.

TEAM AWARD WINNERS



THE BILL MASTERTON AWARD

The Bill Masterton Memorial Award is presented to the Stars player voted by his teammates to be most valuable to the team. It is awarded in memory of the Stars center who died in 1968, as a result of an on-ice injury.

2008-09:	Steve Ott
2007-08:	Brenden Morrow
2006-07:	Philippe Boucher
2005-06:	Sergei Zubov
2004-05:	---
2003-04:	Brenden Morrow
2002-03:	Marty Turco
2001-02:	Mike Modano
2000-01:	Mike Modano
1999-00:	Ed Belfour
1998-99:	Mike Modano
1997-98:	Joe Nieuwendyk
1996-97:	Mike Modano
1995-96:	Mike Modano
1994-95:	Andy Moog
1993-94:	Mike Modano
1992-93:	Mike Modano
1991-92:	Mike Modano
1990-91:	Dave Gagner
1989-90:	Brian Bellows
1988-89:	Dave Gagner, Curt Giles
1987-88:	Dino Ciccarelli
1986-87:	Dino Ciccarelli
1985-86:	Neal Broten
1984-85:	Curt Giles
1983-84:	Neal Broten
1982-83:	Gordie Roberts
1981-82:	Gilles Meloche
1980-81:	Curt Giles
1979-80:	Al MacAdam
1978-79:	Gilles Meloche
1977-78:	Per-Olov Brasar
1976-77:	Tim Young
1975-76:	Cesare Maniago
1974-75:	Bill Goldsworthy
1973-74:	Bill Goldsworthy
1972-73:	Dennis Hextall
1971-72:	Murray Oliver
1970-71:	Cesare Maniago
1969-70:	J.P. Parise
1968-69:	Claude Larose
1967-68:	Cesare Maniago

THE MEMORIAL CUP

The Memorial Cup is presented to the Stars defenseman voted most proficient by a panel selected from media members who cover the team regularly.

2008-09:	Stephane Robidas
2007-08:	Stephane Robidas
2006-07:	Philippe Boucher
2005-06:	Sergei Zubov
2004-05:	---
2003-04:	Philippe Boucher
2002-03:	Derian Hatcher
2001-02:	Richard Matvichuk
2000-01:	Sergei Zubov
1999-00:	Richard Matvichuk
1998-99:	Derian Hatcher
1997-98:	Sergei Zubov
1996-97:	Derian Hatcher
1995-96:	Richard Matvichuk
1994-95:	Kevin Hatcher
1993-94:	Derian Hatcher
1992-93:	Mark Tinordi
1991-92:	Chris Dahlquist
1990-91:	Mark Tinordi
1989-90:	Curt Giles
1988-89:	Curt Giles
1987-88:	Curt Giles
1986-87:	Craig Hartsburg
1985-86:	Curt Giles
1984-85:	Curt Giles
1983-84:	Gordie Roberts
1982-83:	Gordie Roberts
1981-82:	Craig Hartsburg
1980-81:	Craig Hartsburg
1979-80:	Fred Barrett
1978-79:	Greg Smith
1977-78:	Fred Barrett
1976-77:	Nick Beverley
1975-76:	Fred Barrett
1974-75:	Fred Barrett
1973-74:	Lou Nanne
1972-73:	Ted Harris
1971-72:	Barry Gibbs
1970-71:	Ted Harris
1969-70:	Leo Boivin
1968-69:	Elmer Vasko

ROOKIE OF THE YEAR

The Rookie of the Year Trophy is awarded annually to the Stars player selected by his teammates as most proficient in his first year.

2008-09:	James Neal
2007-08:	Matt Niskanen
2006-07:	Mike Smith
2005-06:	Jussi Jokinen
2004-05:	---
2003-04:	No award given
2002-03:	Niko Kapanen
2001-02:	John Erskine
2000-01:	Marty Turco
1999-00:	Brenden Morrow
1998-99:	No award given
1997-98:	Juha Lind
1996-97:	J. Langenbrunner
1995-96:	Jere Lehtinen
1994-95:	Todd Harvey
1993-94:	No award given
1992-93:	Trent Klatt
1991-92:	Derian Hatcher
1990-91:	Mike Craig
1989-90:	Mike Modano
1988-89:	Shawn Chambers
1987-88:	Dave Archibald
1986-87:	Kari Takko
1985-86:	Jon Casey
1984-85:	Bob Rouse
1983-84:	Brian Lawton
1982-83:	Brian Bellows
1981-82:	Neal Broten
1980-81:	Don Beaupre
1979-80:	Mike Eaves
1978-79:	Bobby Smith
1977-78:	Per-Olov Brasar
1976-77:	Roland Eriksson
1975-76:	Tim Young
1974-75:	Peter LoPresti
1973-74:	Gary Gambucci
1972-73:	Gilles Gilbert
1971-72:	No award given
1970-71:	Jude Drouin
1969-70:	Barry Gibbs
1968-69:	Danny Grant
1967-68:	Andre Boudrias

MOST IMPROVED PLAYER

The Most Improved Player Trophy is awarded annually to the Stars player who is deemed most improved over the previous season by a panel of sportswriters and broadcasters.

- 2008-09: Loui Eriksson**
 2007-08: Loui Eriksson
 2006-07: Niklas Hagman
 2005-06: Trevor Daley
 2004-05: ---
 2003-04: Pierre Turgeon
 2002-03: Stephane Robidas
 2001-02: Kirk Muller
 2000-01: Brad Lukowich
 1999-00: Manny Fernandez
 1998-99: Grant Marshall
 1997-98: J. Langenbrunner
 1996-97: Darryl Sydor
 1995-96: Richard Matvichuk
 1994-95: Doug Zmolek
 1993-94: Darcy Wakaluk
 1992-93: Russ Courtnall
 1991-92: Ulf Dahlen
 1990-91: Mark Tinordi
 1989-90: Jon Casey
 1988-89: Dave Gagner
 1987-88: Brian Bellows
 1986-87: Brian Lawton
 1985-86: Scott Bjugstad
 1984-85: Randy Velischeck
 1983-84: Brian Bellows
 1982-83: Gordie Roberts
 1981-82: Gordie Roberts
 1980-81: Kent-Erik Andersson
 1979-80: Steve Payne
 1978-79: Brad Maxwell

STAR OF THE GAME AWARD

The Star of the Game Award is presented to the Stars player who is selected most often as the Star of the game in the season-long selection for each home game.

- 2008-09: Marty Turco**
 2007-08: Mike Ribeiro
 2006-07: Mike Modano
 Marty Turco
 2005-06: Jason Arnott
 2004-05: ---
 2003-04: Brenden Morrow
 2002-03: Mike Modano
 Marty Turco
 2001-02: Mike Modano
 2000-01: Mike Modano
 1999-00: Mike Modano
 1998-99: Mike Modano
 1997-98: Mike Modano
 1996-97: Mike Modano
 1995-96: Mike Modano
 1994-95: Andy Moog
 1993-94: Andy Moog
 1992-93: Russ Courtnall
 1991-92: Mike Modano
 1990-91: Dave Gagner
 1989-90: Jon Casey
 1988-89: Dave Gagner
 1987-88: Dino Ciccarelli
 1986-87: Dino Ciccarelli
 1985-86: Don Beaupre
 1984-85: Steve Payne
 1983-84: Neal Broten
 1982-83: Brian Bellows
 1981-82: Neal Broten
 1980-81: Bobby Smith
 1979-80: Al MacAdam
 1978-79: Bobby Smith
 1977-78: Per-Olov Brasar

COMMUNITY SERVICE AWARD

The Community Service Award is awarded annually to a member of the Stars organization who shows a strong commitment to community and service.

- 2008-09: Marty Turco**
 2007-08: Marty Turco
 2006-07: Marty Turco
 2005-06: Marty Turco
 2004-05: ---
 2003-04: Marty Turco
 2002-03: Bill Guerin
 2001-02: Marty Turco
 2000-01: J. Langenbrunner
 1999-00: Blake Sloan
 1998-99: Brent Severyn
 1997-98: Ed Belfour
 1996-97: Andy Moog
 1995-96: Andy Moog
 1994-95: Mike Modano
 1993-94: Mark Tinordi
 1992-93: Dave Gagner
 1991-92: Mark Tinordi
 1990-91: Curt Giles
 1989-90: Curt Giles
 1988-89: Frantisek Musil
 1987-88: Basil McRae
 1986-87: Dennis Maruk
 Brian Bellows
 1985-86: Brian Bellows
 1984-85: Dennis Maruk
 1983-84: Dennis Maruk
 1982-83: John Mariucci
 1981-82: Walter Bush, Jr.

ALL-TIME PLAYOFFS VS. OPPONENTS

TEAM	SERIES	W	L	GP	W	L	GF	GA	LAST	ROUND	RESULT
Anaheim	2	1	1	12	6	6	34	27	2008	1st	W, 4-2
Boston	1	1	0	3	3	0	20	13	1981	1st	W, 3-0
Buffalo	3	2	1	13	8	5	39	37	1999	Final	W, 4-2
Calgary*	1	1	0	6	4	2	25	18	1981	3rd	W, 4-2
Chicago	6	2	4	33	14	19	119	119	1991	1st	W, 4-2
Colorado	4	2	2	24	10	14	62	66	2006	1st	L, 1-4
Detroit	4	0	4	24	8	16	50	72	2008	3rd	L, 2-4
Edmonton	8	6	2	42	27	15	118	104	2003	1st	W, 4-2
Los Angeles	1	1	0	7	4	3	26	21	1968	1st	W, 4-3
Montreal	2	1	1	13	6	7	37	48	1980	2nd	W, 4-3
New Jersey	1	0	1	6	2	4	9	15	2000	Final	L, 2-4
NY Islanders	1	0	1	5	1	4	16	26	1981	Final	L, 1-4
Philadelphia	2	0	2	11	3	8	26	41	1980	1st	L, 1-4
Pittsburgh	1	0	1	6	2	4	16	28	1991	Final	L, 2-4
San Jose	3	3	0	17	12	5	46	30	2008	2nd	W, 4-2
St. Louis	12	6	6	66	34	32	197	187	2001	2nd	L, 0-4
Toronto	2	2	0	7	6	1	35	26	1983	1st	W, 3-1
Vancouver	2	0	2	12	4	8	23	31	2007	1st	L, 3-4
TOTAL	56	28	28	307	154	153	898	910			

*Totals include those of Atlanta (1972-80)

PLAYOFF GAME-BY-GAME

Year	Game	Date	Team	Score	OT	Atten.	GWG	Goalie		
1968	(Quarterfinals — Beat Los Angeles, 4-3)									
	1	1	April 4	@ LA	2-1 L		6,847	White	Maniago	
	2	2	April 6	@ LA	2-0 L		8,114	L. MacDonald	Maniago	
	3	3	April 9	LA	7-5 W		6,797	Collins	Maniago	
	4	4	April 11	LA	3-2 W		8,843	Balon	Maniago	
	5	5	April 13	@ LA	3-2 L		10,685	Joyal	Maniago	
	6	6	April 16	LA	4-3 W	9:11	8,380	Marcetta	Maniago	
	7	7	April 18	@ LA	9-4 W		11,214	P. MacDonald	Maniago	
	1969	(Semifinals — Lost to St. Louis 4-3)								
		8	1	April 21	@ STL	5-3 L		11,117	McCreary	Maniago
		9	2	April 22	@ STL	3-2 W	3:41	9,776	P. MacDonald	Maniago
		10	3	April 25	@ STL	5-1 W		13,334	Goldsworthy	Maniago
		11	4	April 27	@ STL	4-3 L	1:32	12,591	Sabourin	Maniago
		12	5	April 29	@ STL	3-2 L	17:27	11,931	McCreary	Maniago
13		6	May 1	STL	5-1 W		15,172	Boudrias	Maniago	
14		7	May 3	@ STL	2-1 L	22:50	15,556	Shock	Maniago	
1969 Did Not Qualify										
1970		(Quarterfinals — Lost to St. Louis 4-2)								
	15	1	April 7	@ STL	6-2 L		16,304	Sabourin	Maniago	
	16	2	April 9	@ STL	2-1 L		16,508	Goyette	Maniago	
	17	3	April 11	STL	4-2 W		14,544	Goldsworthy	Maniago	
	18	4	April 12	STL	4-0 W		14,877	Goldsworthy	Maniago	
	19	5	April 14	@ STL	6-3 L		17,208	Gray	Maniago	
20	6	April 16	STL	4-2 L		14,908	Berenson	Maniago		
1971	(Quarterfinals — Beat St. Louis 4-2)									
	21	1	April 7	@ STL	3-2 W		18,590	Grant	Maniago	
	22	2	April 8	@ STL	4-2 L		18,774	Connelly	Maniago	
	23	3	April 10	STL	3-0 L		15,339	St. Marseille	Maniago	
	24	4	April 11	STL	2-1 W		14,657	Burns	Worsley	
	25	5	April 13	@ STL	4-3 W		19,132	Nanne	Worsley	
	26	6	April 15	STL	5-2 W		15,370	Rousseau	Worsley	
	1971	(Semifinals — Lost to Montreal 4-2)								
		27	1	April 20	@ MTL	7-2 L		16,077	Lemaire	Worsley
		28	2	April 22	@ MTL	6-3 W		16,601	Nanne	Maniago
		29	3	April 24	MTL	6-3 L		15,364	Tremblay	Maniago
		30	4	April 25	MTL	5-2 W		15,364	Parise	Maniago
31		5	April 27	@ MTL	6-1 L		15,854	Lapointe	Maniago	
32	6	April 29	MTL	3-2 L		15,422	Houle	Maniago		
1972	(Quarterfinals — Lost to St. Louis 4-3)									
	33	1	April 5	STL	3-0 W		15,489	Prentice	Worsley	
	34	2	April 6	STL	6-5 W	1:36	14,674	Goldsworthy	Maniago	
	35	3	April 8	@ STL	2-1 L		18,882	Roberto	Worsley	
	36	4	April 9	@ STL	3-2 L		15,576	Barc. Plager	Maniago	
	37	5	April 11	STL	4-3 W		15,706	Drouin	Worsley	
	38	6	April 13	@ STL	4-2 L		19,008	Unger	Maniago	
39	7	April 16	STL	2-1 L	10:07	15,635	O'Shea	Maniago		

Year	Game	Date	Team	Score	OT	Atten.	GWG	Goalie
1973	(Quarterfinals — Lost to Philadelphia 4-2)							
40	1	April 4	@ PHL	3-0 W		16,600	D. Hextall	Maniago
41	2	April 5	@ PHL	4-1 L		16,600	Flett	Gilbert
42	3	April 7	PHL	5-0 W		15,647	D. Hextall	Maniago
43	4	April 8	PHL	3-0 L		15,449	Clarke	Maniago
44	5	April 10	@ PHL	3-2 L	8:35	16,600	Dornhoefer	Maniago
45	6	April 12	PHL	4-1 L		15,644	Lonsberry	Maniago
1974	Did Not Qualify							
1975	Did Not Qualify							
1976	Did Not Qualify							
1977	(Preliminary Round — Lost to Buffalo 2-0)							
46	1	April 5	@ BUF	4-2 L		16,433	Korab	LoPresti
47	2	April 7	BUF	7-1 L		15,503	Martin	LPr/Smith
1978	Did Not Qualify							
1979	Did Not Qualify							
1980	(Preliminary Round — Beat Toronto 3-0)							
48	1	April 8	TOR	6-3 W		13,073	Payne	Edwards
49	2	April 9	TOR	7-2 W		16,156	Sargent	Edwards
50	3	April 11	@ TOR	4-3 W	0:32	16,485	MacAdam	Edw/Meloche
	(Quarterfinals — Beat Montreal 4-3)							
51	1	April 16	@ MTL	3-0 W		15,576	Andersson	Meloche
52	2	April 17	@ MTL	4-1 W		16,156	Payne	Meloche
53	3	April 19	MTL	5-0 L		15,820	Dupont	Meloche
54	4	April 20	MTL	5-1 L		15,708	Shutt	Meloche
55	5	April 22	@ MTL	6-2 L		16,372	Shutt	Meloche
56	6	April 24	MTL	5-2 W		13,829	Shmyr	Meloche
57	7	April 27	@ MTL	3-2 W		17,465	MacAdam	Meloche
	(Semifinals — Lost to Philadelphia 4-1)							
58	1	April 29	@ PHL	6-5 W		17,077	Payne	Meloche/Edw
59	2	May 1	@ PHL	7-0 L		17,077	Holmgren	Edwards
60	3	May 4	PHL	5-3 L		15,706	Barber	Meloche
61	4	May 6	PHL	3-2 L		15,650	Barber	Edwards
62	5	May 8	@ PHL	7-3 L		17,077	Dailey	Edw/Meloche
1981	(Preliminary Round — Beat Boston 3-0)							
63	1	April 8	@ BOS	5-4 W	3:34	8,539	Payne	Meloche
64	2	April 9	@ BOS	9-6 W		9,069	Ciccarelli	Beaupre
65	3	April 11	BOS	6-3 W		15,784	Payne	Meloche
	(Quarterfinals — Beat Buffalo 4-1)							
66	1	April 16	@ BUF	4-3 W	0:22	13,845	Payne	Meloche
67	2	April 17	@ BUF	5-2 W		14,883	Ciccarelli	Meloche
68	3	April 19	BUF	6-4 W		15,784	Broten	Meloche
69	4	April 20	BUF	5-4 L	16:32	15,784	Ramsay	Meloche
70	5	April 22	@ BUF	4-3 W		15,066	MacAdam	Beaupre
	(Semifinals — Beat Calgary 4-2)							
71	1	April 28	@ CGY	4-1 W		7,226	Young	Meloche
72	2	April 30	@ CGY	3-2 L		7,266	Lavallee	Meloche
73	3	May 3	CGY	6-4 W		15,784	Christoff	Meloche
74	4	May 5	CGY	7-4 W		15,784	Ciccarelli	Beaupre
75	5	May 7	@ CGY	3-1 L		7,266	MacMillan	Meloche
76	6	May 9	CGY	5-3 W		15,784	Palmer	Meloche
	(Stanley Cup Finals — Lost to NY Islanders 4-1)							
77	1	May 12	@ NYI	6-3 L		15,008	Carroll	Meloche
78	2	May 14	@ NYI	6-3 L		15,008	Potvin	Beaupre
79	3	May 17	NYI	7-5 L		15,784	Goring	Meloche
80	4	May 19	NYI	4-2 W		15,784	Payne	Beaupre
81	5	May 21	@ NYI	5-1 L		15,008	Merrick	Beaupre
1982	(Division Semifinals — Lost to Chicago 3-1)							
82	1	April 7	CHI	3-2 L	3:34	15,597	Fox	Meloche
83	2	April 8	CHI	5-3 L		15,646	Savard	Beaupre
84	3	April 10	@ CHI	7-1 W		20,960	Ciccarelli	Meloche
85	4	April 11	@ CHI	5-2 L		14,367	Secord	Meloche
1983	(Division Semifinals — Beat Toronto 3-1)							
86	1	April 6	TOR	5-4 W		15,184	Smith	Beaupre
87	2	April 7	TOR	5-4 W	5:03	15,204	Smith	Beaupre
88	3	April 9	@ TOR	6-3 L		16,382	Poddubny	Beaupre
89	4	April 10	@ TOR	5-4 W	8:05	16,382	Ciccarelli	Meloche
	(Division Finals — Lost to Chicago 4-1)							
90	1	April 14	@ CHI	5-2 L		17,432	Fraser	Meloche
91	2	April 15	@ CHI	7-4 L		17,506	Lysiak	Beaupre
92	3	April 17	CHI	5-1 W		15,784	Ciccarelli	Meloche
93	4	April 18	CHI	4-3 L	10:34	15,445	Preston	Meloche
94	5	April 20	@ CHI	5-2 L		17,439	Paterson	Meloche

PLAYOFF GAME-BY-GAME



Year	Game	Date	Team	Score	OT	Atten.	GWG	Goalie	
1984	(Division Semifinals — Beat Chicago 3-2)								
95	1	April 4	CHI	3-1	L	14,366	Secord	Meloche	
96	2	April 5	CHI	6-5	W	15,206	Broten	Meloche	
97	3	April 7	@ CHI	4-1	W	17,371	Acton	Beaupre	
98	4	April 8	@ CHI	4-3	L	16,478	Murray	Beaupre	
99	5	April 10	CHI	4-1	W	15,784	Ferguson	Beaupre	
	(Division Finals — Beat St. Louis 4-3)								
100	1	April 12	STL	2-1	W	13,615	Ciccarelli	Beaupre	
101	2	April 13	STL	4-3	L	15,598	Gilmour	Beaupre	
102	3	April 15	@ STL	3-1	L	18,876	Wickenheiser	Beaupre	
103	4	April 16	@ STL	3-2	W	17,023	McCarthy	Beaupre	
104	5	April 18	STL	6-0	W	15,423	Payne	Beaupre	
105	6	April 20	@ STL	4-0	L	16,411	Federko	Beaupre	
106	7	April 22	STL	4-3	W	15,603	Payne	Beaupre	
	(Conference Finals — Lost to Edmonton 4-0)								
107	1	April 24	@ EDM	7-1	L	17,498	Gretzky	Beau/Mel	
108	2	April 26	@ EDM	4-3	L	17,498	Gretzky	Beaupre	
109	3	April 28	EDM	8-5	L	15,784	Linseman	Beaupre	
110	4	May 1	EDM	3-1	L	15,507	Linseman	Meloche	
1985	(Division Semifinals — Beat St. Louis 3-0)								
111	1	April 10	@ STL	3-2	W	10,833	Acton	Meloche	
112	2	April 11	@ STL	4-3	W	11,725	Acton	Meloche	
113	3	April 13	STL	2-0	W	13,723	McKegney	Meloche	
	(Division Finals — Lost to Chicago 4-2)								
114	1	April 18	@ CHI	8-5	W	17,389	Coulis	Meloche	
115	2	April 21	@ CHI	6-2	L	17,592	Fraser	Meloche	
116	3	April 23	CHI	5-3	L	14,203	Secord	Mel/Beau	
117	4	April 25	CHI	7-6	L	14,681	Darryl Sutter	Beau/Mel	
118	5	April 28	@ CHI	5-4	W	17,488	Maruk	Mel/Beau	
119	6	April 30	CHI	6-5	L	15,097	Darryl Sutter	Beaupre	
1986	(Division Semifinals — Lost to St. Louis 3-2)								
120	1	April 9	STL	2-1	L	13,427	Gilmour	Beaupre	
121	2	April 10	STL	6-2	W	12,592	Graham	Beaupre	
122	3	April 12	@ STL	4-3	L	13,652	Federko	Beaupre	
123	4	April 13	@ STL	7-4	W	13,509	Graham	Beaupre	
124	5	April 15	STL	6-3	L	15,953	Beers	Beaupre	
1987	Did Not Qualify								
1988	Did Not Qualify								
1989	(Division Semifinals — Lost to St. Louis 4-1)								
125	1	April 5	@ STL	4-3	L	11,555	Hull	Casey	
126	2	April 6	@ STL	4-3	L	5:30	Meagher	Takko	
127	3	April 8	STL	5-3	L	11,273	Hull	Casey/Takko	
128	4	April 9	STL	5-4	W	8,013	Barber	Casey	
129	5	April 11	@ STL	6-1	L	14,854	Zevel	Casey	
1990	(Division Semifinals — Lost to Chicago 4-3)								
130	1	April 4	@ CHI	2-1	W	17,427	Bellows	Casey	
131	2	April 6	@ CHI	5-3	L	17,822	Roenick	Casey	
132	3	April 8	CHI	2-1	L	15,196	Presley	Casey	
133	4	April 10	CHI	4-0	W	12,879	Barber	Casey	
134	5	April 12	@ CHI	5-1	L	18,237	Savard	Casey	
135	6	April 14	CHI	5-3	W	15,196	Murphy	Casey	
136	7	April 16	@ CHI	5-2	L	17,883	Roenick	Casey/Takko	
1991	(Division Semifinals — Beat Chicago 4-2)								
137	1	April 4	@ CHI	4-3	W	4:14	18,102	Propp	Casey
138	2	April 6	@ CHI	5-2	L	18,190	Rychel	Casey/Hayw	
139	3	April 8	CHI	6-5	L	12,753	Roenick	Casey/Hayw	
140	4	April 10	CHI	3-1	W	14,343	Craig	Casey	
141	5	April 12	@ CHI	6-0	W	17,641	Propp	Casey	
142	6	April 14	CHI	3-1	W	15,274	Bellows	Casey	
	(Division Finals — Beat St. Louis 4-2)								
143	1	April 18	@ STL	2-1	W	16,911	Churla	Casey	
144	2	April 20	@ STL	5-2	L	18,051	Oates	Casey	
145	3	April 22	STL	5-1	W	14,341	Gavin	Casey	
146	4	April 24	STL	8-4	W	15,326	Propp	Casey	
147	5	April 26	@ STL	4-2	L	18,520	Quinn	Casey/Hayw	
148	6	April 28	STL	3-2	W	15,274	Smith	Casey	
	(Conference Finals — Beat Edmonton 4-1)								
149	1	May 2	@ EDM	3-1	W	17,082	Gagner	Casey	
150	2	May 4	@ EDM	7-2	L	17,503	Klima	Casey/Hayw	
151	3	May 6	EDM	7-3	W	15,378	Smith	Casey	
152	4	May 8	EDM	5-1	W	15,274	Modano	Casey	
153	5	May 10	@ EDM	3-2	W	17,503	Smith	Casey	
	(Stanley Cup Finals — Lost to Pittsburgh 4-2)								
154	1	May 15	@ PIT	5-4	W	16,164	Smith	Casey	
155	2	May 17	@ PIT	4-1	L	16,164	Stevens	Casey	
156	3	May 19	PIT	3-1	W	15,378	Smith	Casey	
157	4	May 21	PIT	5-3	L	15,378	Trotter	Casey	
158	5	May 23	@ PIT	6-4	L	16,164	Francis	Casey/Hayw	
159	6	May 25	PIT	8-0	L	15,378	Samuelsson	Casey/Hayw	

Year	Game	Date	Team	Score	OT	Atten.	GWG	Goalie
1992	(Division Semifinals — Lost to Detroit 4-3)							
160	1	April 18	@ DET	4-3	W	19,875	Bellows	Casey
161	2	April 20	@ DET	4-2	W	19,688	B. Smith	Casey
162	3	April 22	DET	5-4	L	13,128	Racine	Casey
163	4	April 24	DET	5-4	W	15,434	Elik	Casey
164	5	April 26	@ DET	3-0	L	19,837	Yzerman	Casey
165	6	April 28	DET	1-0	L	13,177	Fedorov	Casey
166	7	April 30	@ DET	5-2	L	19,875	Gallant	Casey
1993	Did Not Qualify							
1994	(Conference Quarterfinals — Beat St. Louis 4-0)							
167	1	April 17	STL	5-3	W	16,914	Ledyard	Wakaluk
168	2	April 20	STL	4-2	W	16,914	Modano	Wakaluk
169	3	April 22	@ STL	5-4	W	17,029	Cavallini	Wakaluk
170	4	April 24	@ STL	2-1	W	16,259	Modano	Wakaluk
1994	(Conference Semifinals — Lost to Vancouver 4-1)							
171	1	May 2	VAN	6-4	L	16,914	Gelinas	Wakaluk
172	2	May 4	VAN	3-0	L	16,914	Ronning	Moog
173	3	May 6	@ VAN	4-3	W	16,150	N.Broten	Moog
174	4	May 8	@ VAN	2-1	L	16,150	Momesso	Moog
175	5	May 10	@ VAN	4-2	L	16,150	Craven	Moog
1995	(Conference Quarterfinals — Lost to Detroit 4-1)							
176	1	May 7	@ DET	4-3	L	19,875	Kozlov	Moog
177	2	May 9	DET	4-1	L	19,875	Lidstrom	Moog
178	3	May 11	DET	5-1	L	16,214	Kozlov	Moog/Wak
179	4	May 14	DET	4-1	W	16,004	K.Hatcher	Moog
180	5	May 15	@ DET	3-1	L	19,875	Ciccarelli	Moog
1996	Did Not Qualify							
1997	(Conference Quarterfinals — Lost to Edmonton 4-3)							
181	1	April 16	EDM	5-3	W	16,418	Modano	Moog
182	2	April 18	EDM	4-0	W	16,924	Grier	Moog/lrbe
183	3	April 20	@ EDM	4-3	L	17,099	Buchberger	Moog
184	4	April 22	@ EDM	4-3	W	17,099	Langenbrunner	Moog
185	5	April 25	EDM	1-0	L	16,924	Smyth	Moog
186	6	April 27	@ EDM	3-2	W	17,099	Modano	Moog
187	7	April 29	EDM	4-3	L	12,226	Marchant	Moog
1998	(Conference Quarterfinals — Beat San Jose 4-2)							
188	1	April 22	S.J.	4-1	W	16,928	Lind	Belfour
189	2	April 24	S.J.	5-2	W	16,928	Verbeek	Belfour
190	3	April 26	@ S.J.	4-1	L	17,483	Nolan	Belfour/Fern
191	4	April 28	@ S.J.	0-1	L	17,483	Zyuzin	Belfour
192	5	April 30	S.J.	3-2	W	16,928	Modano	Belfour
193	6	May 2	@ S.J.	3-2	W	3,443	17,483	Keane
1998	(Conference Semifinals — Beat Edmonton 4-1)							
194	1	May 7	EDM	3-1	W	16,928	Zubov	Belfour
195	2	May 9	EDM	0-2	L	16,928	Weight	Belfour
196	3	May 11	@ EDM	1-0	W	17,099	Hogue	Belfour
197	4	May 13	@ EDM	3-1	W	17,099	Hogue	Belfour
198	5	May 16	EDM	2-1	W	16,928	Adams	Belfour
1998	(Conference Finals — Lost to Detroit 4-2)							
199	1	May 24	DET	0-2	L	16,928	Kozlov	Belfour
200	2	May 26	DET	3-1	W	16,928	Adams	Belfour
201	3	May 29	@ DET	3-5	L	19,983	Macoun	Belfour
202	4	May 31	@ DET	2-3	L	19,983	Kozlov	Belfour
203	5	June 3	DET	3-2	W	16,928	Langenbrunner	Belfour
204	6	June 5	@ DET	0-2	L	19,983	Murphy	Belfour
1999	(Conference Quarterfinals — Beat Edmonton 4-0)							
205	1	April 21	EDM	2-1	W	17,001	Carbonneau	Belfour
206	2	April 23	EDM	3-2	W	17,001	Langenbrunner	Belfour
207	3	April 25	@ EDM	3-2	W	17,100	Nieuwendyk	Belfour
208	4	April 27	@ EDM	3-2	W	57,34	17,100	Nieuwendyk
1999	(Conference Semifinals — Beat St. Louis 4-2)							
209	1	May 6	STL	3-0	W	17,001	Verbeek	Belfour
210	2	May 8	STL	5-4	W	8:22	17,001	Nieuwendyk
211	3	May 10	@ STL	2-3	L	2:43	19,826	Demitra
212	4	May 12	@ STL	2-3	L	5:52	20,341	Turgeon
213	5	May 15	STL	3-1	W	17,001	Langenbrunner	Belfour
214	6	May 17	@ STL	2-1	W	2:21	20,355	Modano
1999	(Conference Finals — Beat Colorado 4-3)							
215	1	May 22	COL	1-2	L	17,001	Kamensky	Belfour
216	2	May 24	COL	4-2	W	17,001	Nieuwendyk	Belfour
217	3	May 26	@ COL	3-0	W	16,061	Nieuwendyk	Belfour
218	4	May 28	@ COL	2-3	L	19:29	16,061	Drury
219	5	May 30	COL	5-7	L	17,001	Drury	Belfour
220	6	June 1	@ COL	4-1	W	16,061	Langenbrunner	Belfour
221	7	June 4	COL	4-1	W	17,001	Keane	Belfour
1999	(Stanley Cup Finals — Beat Buffalo 4-2)							
222	1	June 8	BUF	2-3	L	15:30	17,001	Woolley
223	2	June 10	BUF	4-2	W	17,001	Hull	Belfour
224	3	June 12	@ BUF	2-1	W	18,595	Nieuwendyk	Belfour
225	4	June 15	@ BUF	1-2	L	18,595	Ward	Belfour
226	5	June 17	BUF	2-0	W	17,001	Sydor	Belfour
227	6	June 19	@ BUF	2-1	W	54:51	18,595	Hull

PLAYOFF GAME-BY-GAME



Year	Game	Date	Team	Score	OT	Atten.	GWG	Goalie	
2000	(Conference Quarterfinals — Beat Edmonton 4-1)								
	228	1	April 12	EDM	2-1 W		17,001	Lyashenko	Belfour
	229	2	April 13	EDM	3-0 W		17,001	Muller	Belfour
	230	3	April 16	@ EDM	2-5 L		17,100	Weight	Belfour
	231	4	April 18	@ EDM	4-3 W		17,100	Carbonneau	Belfour
	232	5	April 21	EDM	3-2 W		17,001	Hull	Belfour
	(Conference Semifinals — Beat San Jose 4-1)								
	233	1	April 28	SJ	4-0 W		17,001	Gavey	Belfour
	234	2	April 30	SJ	1-0 W		17,001	Modano	Belfour
	235	3	May 2	@ SJ	1-2 L		17,483	Nolan	Belfour
	236	4	May 5	@ SJ	5-4 W		17,483	Nieuwendyk	Belfour
	237	5	May 7	SJ	4-1 W		17,001	Thornton	Belfour
	(Conference Finals — Beat Colorado 4-3)								
	238	1	May 13	COL	0-2 L		17,001	Hejduk	Belfour
	239	2	May 15	COL	3-2 W		17,001	Hull	Belfour
	240	3	May 19	@ COL	0-2 L		18,007	Poedin	Belfour
	241	4	May 21	@ COL	4-1 W		18,007	Hull	Belfour
	242	5	May 23	COL	3-2 W	12:10	17,001	Nieuwendyk	Belfour
	243	6	May 25	@ COL	1-2 L		18,007	Drury	Belfour
	244	7	May 27	COL	3-2 W		17,001	Lyashenko	Belfour
	(Stanley Cup Finals — Lost to New Jersey 4-2)								
	245	1	May 30	@ NJ	3-7 L		19,040	Stevens	Belfour/Fernandez
	246	2	June 1	NJ	2-1 W		19,040	Hull	Belfour
	247	3	June 3	NJ	1-2 L		17,001	Sykora	Belfour
248	4	June 5	NJ	1-3 L		17,001	Madden	Belfour	
249	5	June 8	@ NJ	1-0 W	46:21	19,040	Modano	Belfour	
250	6	June 10	NJ	1-2 L	28:20	17,001	Arnott	Belfour	
2001	(Conference Quarterfinals — Beat Edmonton 4-2)								
	251	1	April 11	EDM	2-1 W	2:08	17,001	Langenbrunner	Belfour
	252	2	April 14	EDM	3-4 L		17,001	Carter	Belfour
	253	3	April 15	@ EDM	3-2 W	19:48	17,100	Hogue	Belfour
	254	4	April 17	@ EDM	1-2 L	17:19	17,100	Comrie	Belfour
	255	5	April 19	EDM	4-3 W	8:01	17,001	Muller	Belfour
	256	6	April 21	@ EDM	3-1 W		17,100	Nieuwendyk	Belfour
	(Conference Semifinals — Lost to St. Louis 4-0)								
	257	1	April 27	STL	2-4 L		17,001	Reasoner	Belfour
	258	2	April 29	STL	1-2 L		17,001	Young	Belfour
259	3	May 1	@ STL	2-3 L	29:26	19,967	Stillman	Belfour	
260	4	May 3	@ STL	1-4 L		19,967	Tkachuk	Belfour	
2002	Did Not Qualify								
2003	(Conference Quarterfinals — Beat Edmonton 4-2)								
	261	1	April 9	EDM	1-2 L		18,532	Horcoff	Turco
	262	2	April 11	EDM	6-1 W		18,532	Young	Turco
	263	3	April 13	@ EDM	2-3 L		16,839	Dvorak	Turco
	264	4	April 15	@ EDM	3-1 W		16,839	Barnes	Turco
	265	5	April 17	EDM	5-2 W		18,532	Modano	Turco
	266	6	April 19	@ EDM	3-2 W		16,839	Modano	Turco
	(Conference Semifinals — Lost to Anaheim 4-2)								
	267	1	April 24	ANA	3-4 L	80:48	18,532	Sykora	Turco
	268	2	April 26	ANA	2-3 L	1:44	18,532	Leclerc	Turco
	269	3	April 28	@ ANA	2-1 W		17,174	Lehtinen	Turco
	270	4	April 30	@ ANA	0-1 L		17,174	Leclerc	Turco
	271	5	May 3	ANA	4-1 W		18,532	Barnes	Turco
	272	6	May 5	@ ANA	3-4 L		17,174	Ozolinsh	Turco
2004	(Conference Quarterfinals — Lost to Colorado 4-1)								
	273	1	April 7	@ COL	1-3 L		18,007	Tanguay	Turco
	274	2	April 9	@ COL	2-5 L		18,007	Forsberg	Turco
	275	3	April 12	COL	4-3 W	2:11	18,532	Ott	Turco
	276	4	April 14	COL	2-3 L	25:18	18,532	Svatos	Turco
277	5	April 17	@ COL	1-5 L		18,007	Konowalchuk	Turco	
2006	(Conference Quarterfinals — Lost to Colorado 4-1)								
	278	1	April 22	COL	2-5 L		18,532	Blake	Turco
	279	2	April 24	COL	4-5 L	4:36	18,532	Sakic	Turco
	280	3	April 26	@ COL	3-4 L	1:09	18,007	Tanguay	Turco
	281	4	April 28	@ COL	4-1 W		18,007	Hagman	Turco
	282	5	April 30	COL	2-3 L	13:55	18,532	Brunette	Turco
2007	(Conference Quarterfinals — Lost to Vancouver 4-3)								
	283	1	April 11	@ VAN	4-5 L	78:06	18,630	H. Sedin	Turco
	284	2	April 13	@ VAN	2-0 W		18,630	Halpern	Turco
	285	3	April 15	VAN	1-2 L	7:47	18,532	Pyatt	Turco
	286	4	April 17	VAN	1-2 L		18,532	Linden	Turco
	287	5	April 19	@ VAN	1-0 W	6:22	18,630	Morrow	Turco
	288	6	April 21	VAN	2-0 W		18,600	Modano	Turco
	289	7	April 23	@ VAN	1-4 L		18,630	Linden	Turco



PLAYOFF GAME-BY-GAME

Year	Game	Date	Team	Score	OT	Atten.	GWG	Goalie
2008	(Conference Quarterfinals — Beat Anaheim 4-2)							
290	1	April 10	@ ANA	4-0 W		17,191	Ott	Turco
291	2	April 12	@ ANA	5-2 W		17,181	Modano	Turco
292	3	April 15	ANA	2-4 L		18,532	Pronger	Turco
293	4	April 17	ANA	3-1 W		18,532	Barnes	Turco
294	5	April 18	@ ANA	2-5 L		17,199	Selanne	Turco
295	6	April 20	ANA	4-1 W		18,532	Barnes	Turco
	(Conference Semifinals — Beat San Jose 4-2)							
296	1	April 25	@ SJ	3-2 W	4:39	17,496	Morrow	Turco
297	2	April 27	@ SJ	5-2 W		17,496	Modano	Turco
298	3	April 29	SJ	2-1 W	4:37	18,532	Norstrom	Turco
299	4	April 30	SJ	1-2 L		18,584	Michalek	Turco
300	5	May 2	@ SJ	2-3 L	1:05	17,496	Pavelski	Turco
301	6	May 4	SJ	2-1 W	69:03	18,532	Morrow	Turco
	(Conference Finals — Lost to Detroit 4-2)							
302	1	May 8	@ DET	1-4 L		20,066	Franzen	Turco
303	2	May 10	@ DET	1-2 L		20,066	Zetterberg	Turco
304	3	May 12	DET	2-5 L		18,532	Hudler	Turco
305	4	May 14	DET	3-1 W		18,532	Modano	Turco
306	5	May 17	@ DET	2-1 W		20,066	Lundqvist	Turco
307	6	May 19	DET	1-4 L		18,584	Datsyuk	Turco
2009	Did Not Qualify							

ALL-TIME PLAYOFF TOP TEN

GAMES PLAYED

1	Mike Modano	174
2	Neal Broten	115
3	Sergei Zubov	114
4	Jere Lehtinen	108
5	Richard Matvichuk	107
6	Derian Hatcher	100
7	Darryl Sydor	99
8	Curt Giles	92
9	Brian Bellows	81
10	Bobby Smith	77

GOALS

1	Mike Modano	58
2	Steve Payne	35
3	Brian Bellows	34
T4	Dino Ciccarelli	28
T4	Neal Broten	28
6	Jere Lehtinen	27
7	Bobby Smith	26
8	Joe Nieuwendyk	25
9	Dave Gagner	22
10	Brett Hull	21

ASSISTS

1	Mike Modano	87
2	Sergei Zubov	57
3	Neal Broten	51
4	Bobby Smith	50
5	Brian Bellows	49
6	Brad Maxwell	39
7	Steve Payne	35
8	Darryl Sydor	32
9	Gordie Roberts	30
10	Craig Hartsburg	27

POINTS

1	Mike Modano	145
2	Brian Bellows	83
3	Neal Broten	79
4	Bobby Smith	76
5	Sergei Zubov	72
6	Steve Payne	70
7	Dino Ciccarelli	51
8	Brad Maxwell	49
T9	Dave Gagner	46
T9	Brett Hull	46

PENALTY MINUTES

1	Willi Plett	201
2	Shane Churla	189
3	Derian Hatcher	183
4	Basil McRae	174
5	Brad Maxwell	131
6	Mike Modano	128
7	Richard Matvichuk	114
8	Brian Bellows	111
9	Curt Giles	110
10	Bobby Smith	106

GOALTENDER—WINS

1	Ed Belfour	44
T2	Marty Turco	21
T2	Gilles Meloche	21
T2	Jon Casey	21
5	Don Beaupre	15

GOALTENDER - GAMES

1	Ed Belfour	73
2	Gilles Meloche	45
3	Jon Casey	41

Bold Indicates Current Stars

ALL-TIME PLAYOFF OVERTIME OPPONENTS

	RECORD	HOME	ROAD		RECORD	HOME	ROAD
VS. ANAHEIM	0-2	0-2		VS. LOS ANGELES	1-0	1-0	
VS. BOSTON	1-0		1-0	VS. NEW JERSEY	1-1	0-1	1-0
VS. BUFFALO	2-2	0-2	2-0	VS. PHILADELPHIA	0-1	0-1	
VS. CHICAGO	2-4	0-4	2-0	VS. SAN JOSE	4-2	2-0	2-2
VS. COLORADO	2-5	2-3	0-2	VS. ST. LOUIS	6-10	4-2	2-8
VS. DETROIT	1-2	1-2		VS. TORONTO	3-0	1-0	2-0
VS. EDMONTON	5-4	2-2	3-2	VS. VANCOUVER	1-3	0-1	1-2

PLAYOFF OVERTIME HISTORY



NO.	DATE	OPPONENT	RESULT	TIME	SCORER	STARS GOALIE
1	4-16-68	Los Angeles	4-3 W	9:11	Milan Marcetta	Maniago
2	4-22-68	St. Louis	3-2 W	3:41	Parker MacDonald	Maniago
3	4-27-68	@ St. Louis	3-4 L	1:32	Gary Sabourin	Maniago
4	4-29-68	@ St. Louis	2-3 L	17:27	Bill McCreary	Maniago
5	5-3-68	@ St. Louis	1-2 L	22:50	Ron Shock	Maniago
6	4-6-72	St. Louis	6-5 W	1:36	Bill Goldsworthy	Maniago
7	4-16-72	St. Louis	1-2 L	10:07	Kevin O'Shea	Maniago
8	4-10-73	@ Philadelphia	2-3 L	8:35	Gary Dornhoefler	Maniago
9	4-11-80	@ Toronto	4-3 W	0:32	Al MacAdam	Edwards/Meloche
10	4-8-81	@ Boston	5-4 W	3:34	Steve Payne	Meloche
11	4-16-81	@ Buffalo	4-3 W	0:22	Steve Payne	Meloche
12	4-20-81	Buffalo	4-5 L	16:32	Craig Ramsay	Meloche
13	4-7-82	Chicago	2-3 L	3:34	Greg Fox	Meloche
14	4-7-83	Toronto	5-4 W	5:03	Bobby Smith	Beaupre
15	4-10-83	@ Toronto	5-4 W	8:05	Dino Ciccarelli	Meloche
16	4-18-83	Chicago	3-4 L	10:34	Rich Preston	Meloche
17	4-13-84	St. Louis	3-4 L	16:16	Doug Gilmour	Beaupre
18	4-22-84	St. Louis	4-3 W	6:00	Steve Payne	Beaupre
19	4-25-85	Chicago	6-7 L	21:57	Darryl Sutter	Beaupre/Meloche
20	4-28-85	@ Chicago	5-4 W	1:14	Dennis Maruk	Beaupre
21	4-30-85	Chicago	5-6 L	15:41	Darryl Sutter	Beaupre
22	4-5-89	@ St. Louis	3-4 L	11:55	Brett Hull	Casey
23	4-6-89	@ St. Louis	3-4 L	5:30	Rick Meagher	Takko
24	4-4-91	@ Chicago	4-3 W	4:14	Brian Propp	Casey
25	4-22-92	Detroit	4-5 L	1:15	Yves Racine	Casey
26	4-28-92	Detroit	0-1 L	16:13	Sergei Fedorov	Casey
27	4-22-94	@ St. Louis	5-4 W	8:34	Paul Cavallini	Wakaluk
28	5-8-94	@ Vancouver	1-2 L	11:01	Sergio Momesso	Moog
29	4-20-97	@ Edmonton	3-4 L	9:15	Kelly Buchberger	Moog
30	4-25-97	Edmonton	0-1 L	20:22	Ryan Smyth	Moog
31	4-29-97	Edmonton	3-4 L	12:26	Todd Marchant	Moog
32	4-28-98	@ San Jose	0-1 L	6:31	Andrei Zyuzin	Belfour
33	5-2-98	@ San Jose	3-2 W	3:43	Mike Keane	Belfour
34	5-11-98	@ Edmonton	1-0 W	13:07	Benoit Hogue	Belfour
35	6-3-98	Detroit	3-2 W	0:46	Jamie Langenbrunner	Belfour
36	4-27-99	@ Edmonton	3-2 W	57:34	Joe Nieuwendyk	Belfour
37	5-8-99	St. Louis	5-4 W	8:22	Joe Nieuwendyk	Belfour
38	5-10-99	@ St. Louis	2-3 L	2:43	Pavol Demitra	Belfour
39	5-12-99	@ St. Louis	2-3 L	5:52	Pierre Turgeon	Belfour
40	5-17-99	@ St. Louis	2-1 W	2:21	Mike Modano	Belfour
41	5-28-99	@ Colorado	2-3 L	19:29	Chris Drury	Belfour
42	6-8-99	Buffalo	2-3 L	15:30	Jason Woolley	Belfour
43	6-19-99	@ Buffalo	2-1 W	54:51	Brett Hull	Belfour
44	5-23-00	Colorado	3-2 W	12:10	Joe Nieuwendyk	Belfour
45	6-8-00	@ New Jersey	1-0 W	46:21	Mike Modano	Belfour
46	6-10-00	New Jersey	1-2 L	28:20	Jason Arnott	Belfour
47	4-11-01	Edmonton	2-1 W	2:08	Jamie Langenbrunner	Belfour
48	4-15-01	@ Edmonton	3-2 W	19:48	Benoit Hogue	Belfour
49	4-17-01	@ Edmonton	1-2 L	17:19	Mike Comrie	Belfour
50	4-19-01	Edmonton	4-3 W	8:01	Kirk Muller	Belfour
51	5-1-01	@ St. Louis	2-3 L	29:26	Cory Stillman	Belfour
52	4-24-03	Anaheim	3-4 L	80:48	Petr Sykora	Turco
53	4-26-03	Anaheim	2-3 L	1:44	Mike Leclerc	Turco
54	4-12-04	Colorado	4-3 W	2:11	Steve Ott	Turco
55	4-14-04	Colorado	2-3 L	25:18	Marek Svatos	Turco
56	4-24-06	Colorado	4-5 L	4:36	Joe Sakic	Turco
57	4-26-06	@ Colorado	3-4 L	1:09	Alex Tanguay	Turco
58	4-30-06	Colorado	2-3 L	13:55	Andrew Brunette	Turco
59	4-11-07	@ Vancouver	4-5 L	78:06	Henrik Sedin	Turco
60	4-15-07	Vancouver	1-2 L	7:47	Taylor Pyatt	Turco
61	4-19-07	@ Vancouver	1-0 W	6:22	Brenden Morrow	Turco
62	4-25-08	@ San Jose	3-2 W	4:39	Brenden Morrow	Turco
63	4-29-08	San Jose	2-1 W	4:37	Mattias Norstrom	Turco
64	5-2-08	@ San Jose	2-3 L	1:05	Joe Pavelski	Turco
65	5-4-08	San Jose	2-1 W	69:03	Brenden Morrow	Turco

PLAYER
 Bob Brooke
 Dino Ciccarelli
 Dino Ciccarelli
 Steve Payne

DATE
 April 5, 1989
 April 10, 1982
 May 5, 1981
 April 8, 1981

HAT TRICKS
FINAL SCORE
 MIN 3 @ STL 4
 CHI 1 @ MIN 7
 CGY 4 @ MIN 7
 MIN 5 @ BOS 4

GOALTENDER
 Greg Millen
 Murray Bannerman
 Reggie Lemelin
 Rogie Vachon

PLAYER
 Bill Guerin
 Doug Weight
 Dino Ciccarelli
 Ray Sheppard
 Petr Klima
 Peter Zezel
 Greg Paslawski
 Butch Goring
 Bill Barber (4 goals)
 Steve Shutt
 Jim Lorentz
 Frank St. Marseille
 Jacques Lemaire

DATE
 April 18, 2000
 April 16, 2000
 April 24, 1992
 May 11, 1995
 April 24, 1992
 May 4, 1991
 April 11, 1989
 April 15, 1986
 May 17, 1981
 May 4, 1980
 April 22, 1980
 April 7, 1977
 April 6, 1972
 April 20, 1971

HAT TRICKS AGAINST
FINAL SCORE
 DAL 4 @ EDM 3
 DAL 2 @ EDM 5
 DET 5 @ DAL 1
 DET 4 @ MIN 5
 MIN 2 @ EDM 7
 MIN 1 @ STL 6
 STL 6 @ MIN 3
 NYI 7 @ MIN 5
 PHI 5 @ MIN 3
 MIN 2 @ MTL 6
 BUF 7 @ MIN 1
 STL 5 @ MIN 6
 MIN 2 @ MTL 7

GOALTENDER
 Ed Belfour
 Ed Belfour
 Moog (2)/Wakaluk (1)
 Jon Casey
 Jon Casey
 Casey (2)/Takko (1)
 Don Beaupre
 Gilles Meloche
 Gilles Meloche
 Gilles Meloche
 LoPresti (2)/Smith (1)
 Cesare Maniago
 Gump Worsley

PLAYER
 Niklas Hagman
 Basil McRae
 Neal Broten
 Wayne Connolly

DATE
 April 29, 2008
 April 6, 1991
 April 8, 1989
 April 9, 1968

PENALTY SHOTS
FINAL SCORE
 SJ 1 @ DAL 2
 MIN 2 @ CHI 5
 STL 5 @ MIN 3
 L.A. 5 @ MIN 7

GOALTENDER
 Evgeni Nabokov
 Ed Belfour
 Greg Millen
 Terry Sawchuk

SCORE
 NO
 YES
 YES
 YES

PLAYER
 Wayne Gretzky
 Peter McNab
 Jim Roberts

DATE
 April 28, 1984
 April 9, 1981
 April 27, 1968

PENALTY SHOTS AGAINST
FINAL SCORE
 EDM 8 @ MIN 5
 MIN 5 @ BOS 4
 MIN 3 @ STL 4

GOALTENDER
 Don Beaupre
 Don Beaupre
 Cesare Maniago

SCORE
 YES
 NO
 NO

DATE
 April 10, 2008
 April 21, 2007
 April 19, 2007
 April 13, 2007
 June 8, 2000
 April 30, 2000
 April 28, 2000
 April 13, 2000
 June 17, 1999
 May 26, 1999
 May 6, 1999
 May 11, 1998
 April 12, 1991
 April 13, 1985
 April 18, 1984
 April 16, 1980
 April 7, 1973
 April 4, 1973
 April 5, 1972
 April 12, 1970

FINAL SCORE
 Dallas 4 @ Anaheim 0
 Vancouver 0 @ Stars 2
 Stars 1 @ Vancouver 0
 Stars 2 @ Vancouver 0
 Stars 1 @ New Jersey 0
 San Jose 0 @ Stars 1
 San Jose 0 @ Stars 4
 Edmonton 0 @ Stars 3
 Buffalo 0 @ Stars 2
 Stars 3 @ Colorado 0
 St. Louis 0 @ Stars 3
 Stars 1 @ Edmonton 0
 Stars 6 @ St. Louis 0
 St. Louis 0 @ Stars 2
 St. Louis 0 @ Stars 6
 Stars 3 @ Montreal 0
 Philadelphia 0 @ Stars 5
 Stars 3 @ Philadelphia 0
 St. Louis 0 @ Stars 3
 St. Louis 0 @ Stars 4

SHUTOUTS

GOALTENDER
 Marty Turco
 Marty Turco
 Marty Turco
 Marty Turco
 Ed Belfour
 Ed Belfour
 Ed Belfour
 Ed Belfour
 Ed Belfour
 Ed Belfour
 Ed Belfour
 Ed Belfour
 Jon Casey
 Gilles Meloche
 Don Beaupre
 Gilles Meloche
 Cesare Maniago
 Cesare Maniago
 Gump Worsley
 Cesare Maniago

DATE
 April 30, 2003
 May 19, 2000
 May 13, 2000
 June 5, 1998
 May 24, 1998
 May 9, 1998
 April 28, 1998
 April 25, 1997
 April 18, 1997
 May 4, 1994
 April 28, 1992
 April 26, 1992
 May 25, 1991
 April 20, 1984
 May 1, 1980
 April 19, 1980
 April 10, 1971
 April 6, 1968

SHUTOUTS AGAINST
FINAL SCORE
 Stars 0 @ Anaheim 1
 Stars 0 @ Colorado 2
 Colorado 2 @ Stars 0
 Stars 0 @ Detroit 2
 Detroit 2 @ Stars 0
 Edmonton 2 @ Stars 0
 Stars 0 @ San Jose 1
 Edmonton 1 @ Stars 0
 Edmonton 4 @ Stars 0
 Vancouver 3 @ Stars 0
 Detroit 1 @ Stars 0
 Stars 0 @ Detroit 3
 Pittsburgh 8 @ Stars 0
 Stars 0 @ St. Louis 4
 Stars 0 @ Philadelphia 7
 Montreal 5 @ Stars 0
 St. Louis 3 @ Stars 0
 Stars 0 @ Los Angeles 2

GOALTENDER
 J.S. Giguere
 Patrick Roy
 Patrick Roy
 Chris Osgood
 Chris Osgood
 Curtis Joseph
 Mike Vernon
 Curtis Joseph
 Curtis Joseph
 Kirk McLean
 Kirk McLean
 Tim Cheveldae
 Tim Cheveldae
 Tom Barrasso
 Mike Liut
 Phil Myre
 Michel Larocque
 Ernie Wakely
 Terry Sawchuk

ALL-TIME PLAYOFF ROSTER & SCORING



Coaches

Name	Games	W	L	PCT.
HITCHCOCK, Ken	80	47	33	.588
SONMOR, Glen	47	26	21	.553
GAINEY, Bob	44	23	21	.523
BLAIR, Wren	14	7	7	.500
TIPPETT, Dave	47	21	26	.447
OLIVER, Murray	9	4	5	.444
MAHONEY, Bill	16	7	9	.438
GORDON, Jack	31	13	18	.419
HENNING, Lorne	5	2	3	.400
PAGE, Pierre	12	4	8	.333
BURNS, Charlie	6	2	4	.333
HARRIS, Ted	2	0	2	.000

Players

Name	Games	G	A	PTS	PIM
MODANO, Mike	174	56	87	143	128
BELLOWS, Brian	81	34	49	83	111
BROTEN, Neal	115	28	51	79	71
SMITH, Bobby	77	26	50	76	106
ZUBOV, Sergei	114	15	57	72	34
PAYNE, Steve	71	35	35	70	60
CICCARELLI, Dino	62	28	23	51	79
LEHTINEN, Jere	108	27	22	49	12
MAXWELL, Brad	58	10	39	49	131
GAGNER, Dave	51	22	24	46	58
HULL, Brett	55	21	25	46	14
MacADAM, Al	63	20	24	44	21
MORROW, Brendan	78	17	25	42	100
HARTSBURG, Craig	61	15	27	42	70
NIEUWENDYK, Joe	61	25	15	40	47
SYDOR, Darryl	99	6	32	38	46
GOLDSWORTHY, Bill	40	18	19	37	30
LANGENBRUNNER, Jamie	69	15	21	36	68
ROBERTS, Gordie	61	6	30	36	95
MARUK, Dennis	30	13	21	34	24
YOUNG, Tim	35	7	23	30	27
McCARTHY, Tom	51	8	21	29	45
CHRISTOFF, Steve	34	16	12	28	52
HATCHER, Derian	100	6	21	27	183
KEANE, Mike	73	14	12	26	24
PARISE, J.P.	45	11	13	24	49
DROUIN, Jude	25	10	14	24	16
MATVICHUK, Richard	107	5	19	24	114
PROPP, Brian	24	8	15	23	28
PLETT, Willi	39	10	12	22	201
ACTON, Keith	29	8	14	22	24
OLIVER, Murray	25	7	14	21	6
GILES, Curt	92	5	15	20	110
DAHLEN, Ulf	40	4	16	20	8
RIBEIRO, Mike	25	3	17	20	20
GRANT, Danny	31	10	9	19	12
GAVIN, Stewart	40	6	13	19	48

Name	Games	G	A	PTS	PIM
McKEGNEY, Tony	14	10	7	17	22
CARBONNEAU, Guy	63	7	10	17	30
CHAMBERS, Shawn	64	2	15	17	64
VERBEEK, Pat	42	7	9	16	56
TINORDI, Mark	42	6	9	15	105
RICHARDS, Brad	18	3	12	15	8
ROBIDAS, Stephane	42	3	12	15	38
MAR CETTA, Milan	14	7	7	14	4
BARNES, Stu	38	6	8	14	6
NANNE, Lou	32	4	10	14	8
ANDERSSON, Kent-Erik	36	4	10	14	4
REID, Dave	35	3	11	14	20
REID, Tom	33	1	13	14	47
PALMER, Brad	22	8	5	13	16
HOGUE, Benoit	45	7	6	13	44
BALON, Dave	14	4	9	13	14
CULLEN, Ray	20	3	10	13	2
WILSON, Ron	14	3	10	13	6
LUDWIG, Craig	67	1	12	13	89
CONNELLY, Wayne	14	8	3	11	2
MOHNS, Doug	25	4	7	11	37
MULLER, Kirk	45	4	7	11	38
CAVALLINI, Paul	14	1	10	11	10
ARNOTT, Jason	21	4	6	10	12
McMAHON, Mike	14	3	7	10	4
KAPANEN, Niko	18	5	4	9	22
GILCHRIST, Brent	20	5	4	9	6
BURNS, Charlie	31	5	4	9	4
ERIKSSON, Loui	22	4	5	9	8
LUNDQVIST, Joel	28	4	5	9	14
MacDONALD, Parker	14	4	5	9	2
BOUDRIAS, Andre	14	3	6	9	8
THORNTON, Scott	23	2	7	9	28
COURTNALL, Russ	9	1	8	9	0
BARBER, Don	11	4	4	8	10
GRAHAM, Dirk	15	3	5	8	11
WILKINSON, Neil	29	3	5	8	23
ROSSEAU, Bobby	12	2	6	8	0
GLYNN, Brian	23	2	6	8	18
MARSHALL, Grant	59	0	8	8	79
YOUNG, Scott	14	5	3	8	8
ADAMS, Greg	20	4	3	7	0
HAGMAN, Niklas	30	4	3	7	28
MAXWELL, Kevin	16	3	4	7	24
HAMPSON, Ted	18	3	4	7	0
CHURLA, Shane	43	3	4	7	189
McCORD, Bob	14	2	5	7	10
COLLINS, Bill	16	2	5	7	12
EAVES, Mike	24	2	5	7	4
SHARPLEY, Glen	11	1	6	7	8
DAHLQUIST, Chris	30	1	6	7	26
SMITH, Greg	31	1	6	7	48
DUCHESNE, Gaetan	37	3	3	6	46
BOUCHER, Philippe	31	2	4	6	29
WILLIAMS, Tom	6	1	5	6	0

Name	Games	G	A	PTS	PIM	Name	Games	G	A	PTS	PIM
DIMAIO, Rob	17	1	5	6	12	ELIK, Todd	5	1	1	2	2
LEDYARD, Grant	28	1	5	6	12	POLANIC, Tom	5	1	1	2	4
HARRIS, Ted	24	0	6	6	68	LAROSE, Claude	6	1	1	2	25
BASSEIN, Bob	24	4	1	5	16	NEVIN, Bob	7	1	1	2	0
McKECHNIE, Walt	9	3	2	5	0	NAGY, Ladislav	7	1	1	2	2
NAPIER, Mark	12	3	2	5	0	MUSIL, Frantisek	9	1	1	2	18
GUERIN, Bill	14	3	2	5	8	GROSSMAN, Nicklas	18	1	2	6	
BUREAU, Marc	28	3	2	5	34	LUKOWICH, Brad	18	1	1	2	8
GIBBS, Barry	30	3	2	5	63	O'BRIEN, Dennis	20	1	1	2	73
OTT, Steve	34	3	2	5	32	HRKAC, Tony	5	0	2	2	4
SARGENT, Gary	9	2	3	5	2	VAN ALLEN, Shaun	8	0	2	2	8
BROTEN, Paul	14	2	3	5	4	PLAGER, Bill	12	0	2	2	8
LEVIE, Craig	15	2	3	5	32	HARVEY, Buster	14	0	2	2	8
VELISCHKE, Randy	19	2	3	5	8	VASKO, Elmer	14	0	2	2	6
FERGUSON, George	22	2	3	5	6	SLOAN, Blake	35	0	2	2	20
METTINEN, Antti	24	2	3	5	10	BARRETT, Fred	44	0	2	2	60
NORSTROM, Mattias	25	2	3	5	24	FLOCKHART, Rob	1	1	0	1	2
TURGEON, Pierre	10	1	4	5	2	HICKE, Ernie	2	1	0	1	0
MURPHY, Larry	12	1	4	5	39	COULIS, Tim	3	1	0	1	2
EVASON, Dean	14	1	4	5	24	ERIKSSON, Roland	3	1	0	1	0
JOHNSON, Jim	21	1	4	5	70	ZEZEL, Peter	3	1	0	1	0
BROTEN, Aaron	7	0	5	5	8	MALHOTRA, Manny	5	1	0	1	0
PRENTICE, Dean	13	4	0	4	16	MILLEN, Corey	5	1	0	1	2
KLATT, Trent	20	3	1	4	6	FRIEST, Ron	6	1	0	1	7
BARLOW, Bob	6	2	2	4	6	KLEMM, Jon	6	1	0	1	2
SHAW, David	7	2	2	4	10	PLANTE, Derek	6	1	0	1	4
JOKINEN, Jussi	9	2	2	4	0	O'SHEA, Danny	6	1	0	1	8
BEREZAN, Perry	11	2	2	4	4	SMITH, Derrick	7	1	0	1	9
HEXTALL, Dennis	13	2	2	4	35	SIM, Jon	11	1	0	1	6
LIND, Juha	15	2	2	4	8	RICHTER, Dave	17	1	0	1	59
HABSCHIED, Marc	7	1	3	4	13	PIRUS, Alex	2	0	1	1	2
ZANUSSI, Ron	14	0	4	4	17	ENGELE, Jerry	2	0	1	1	0
BROOKE, Bob	5	3	0	3	2	FAIRBAIRN, Bill	2	0	1	1	0
HATCHER, Kevin	5	2	1	3	2	JENSEN, Steve	2	0	1	1	0
HALPERN, Jeff	7	2	1	3	4	BARR, Dave	3	0	1	1	4
McPHEE, Mike	9	2	1	3	2	GOTAAS, Steve	3	0	1	1	5
MacLEAN, John	10	2	1	3	6	NIINIMAA, Janne	4	0	1	1	8
LYASHENKO, Roman	17	2	1	3	0	NUMMINEN, Teppo	4	0	1	1	0
CRAIG, Mike	18	2	1	3	29	ARCHIBALD, Dave	5	0	1	1	0
POLICH, Mike	18	2	1	3	2	BJUGSTAD, Scott	5	0	1	1	0
YOUNGHANS, Tom	22	2	1	3	21	CAMERON, Craig	5	0	1	1	2
COTE, Sylvain	23	2	1	3	8	CORSON, Shayne	5	0	1	1	12
McRAE, Basil	34	2	1	3	174	DONNELLY, Mike	5	0	1	1	6
ASHTON, Brent	12	1	2	3	22	LANGEVIN, Dave	5	0	1	1	9
GAVEY, Aaron	13	1	2	3	10	LEMIEUX, Claude	7	0	1	1	10
CARLSON, Jack	16	1	2	3	65	DONATO, Ted	8	0	1	1	0
BURE, Valeri	5	0	3	3	0	LAWTON, Brian	8	0	1	1	12
EKLUND, Pelle	9	0	3	3	4	PRONOVOST, Andre	8	0	1	1	0
NISKANEN, Matt	16	0	3	3	10	HARVEY, Todd	12	0	1	1	18
SKRDLAND, Brian	36	0	3	3	32	ZMOLEK, Doug	12	0	1	1	14
DALEY, Trevor	29	2	0	2	24	WOYTOWICH, Bob	14	0	1	1	18
JOHNSON, Mark	4	2	0	2	0	HOLMGREN, Paul	15	0	1	1	1
THERIEN, Chris	5	2	0	2	0	LAWSON, Danny	16	0	1	1	2
LUNDGREN, Lars	15	2	0	2	6	MANSON, Dave	23	0	0	0	33
SOLHEIM, Ken	3	1	1	2	2	PETERSEN, Toby	18	0	0	0	2

ALL-TIME PLAYOFF ROSTER & SCORING



Name	Games	G	A	PTS	PIM	Name	Games	G	A	PTS	PIM
FITZPATRICK, Sandy	12	0	0	0	0	SHREVEN, Gord	3	0	0	0	0
HIRSCH, Tom	12	0	0	0	6	BARCH, Krystofer	3	0	0	0	2
FISTRIC, Mark	9	0	0	0	6	ODELEIN, Lyle	2	0	0	0	0
SNEPSTS, Harold	9	0	0	0	24	BAB, Warren	2	0	0	0	0
LALOR, Mike	8	0	0	0	8	BERGLUND, Bo	2	0	0	0	2
MANDICH, Dan	7	0	0	0	2	BERRY, Brad	2	0	0	0	2
MULOIN, Wayne	7	0	0	0	2	BOYER, Zac	2	0	0	0	0
SIREN, Ville	7	0	0	0	6	BRUMWELL, Murray	2	0	0	0	2
OLIVER, David	7	0	0	0	2	HICKS, Doug	2	0	0	0	7
HOLBROOK, Terry	6	0	0	0	0	HOGABOAM, Bill	2	0	0	0	0
JOHNSTON, Marshall	6	0	0	0	2	HOSPODAR, Ed	2	0	0	0	0
WINCHESTER, Brad	6	0	0	0	8	KECZMER, Dan	2	0	0	0	2
DOUGLAS, Jordy	5	0	0	0	2	NYROP, Bill	2	0	0	0	0
GARTNER, Mike	5	0	0	0	6	ROBERTS, Jim	2	0	0	0	0
KENNEDY, Mike	5	0	0	0	9	SVOBODA, Jaroslav	2	0	0	0	2
MITCHELL, Willie	5	0	0	0	2	TALAFOUS, Dean	2	0	0	0	0
MUNI, Craig	5	0	0	0	4	AHRENS, Chris	1	0	0	0	0
PUSHOR, Jamie	5	0	0	0	5	BOUCK, Tyler	1	0	0	0	0
SWEENEY, Don	5	0	0	0	2	CAFFERY, Terry	1	0	0	0	0
THIFFAULT, Leo	5	0	0	0	0	CHICOINE, Danny	1	0	0	0	0
WRIGHT, Jamie	5	0	0	0	0	CONNER, Chris	1	0	0	0	0
CROMBEEN, B.J.	5	0	0	0	0	HALLIN, Mats	1	0	0	0	0
LIDSTER, Doug	4	0	0	0	2	HELENIUS, Sami	1	0	0	0	0
PARADISE, Bob	4	0	0	0	2	JACKSON, Don	1	0	0	0	0
BOIVIN, Leo	3	0	0	0	0	MAY, Alan	1	0	0	0	0
HAKANSSON, Anders	3	0	0	0	2	SMALL, Doug	1	0	0	0	0
LABOSSIERE, Gordie	3	0	0	0	4	STEVENSON, Jeremy	1	0	0	0	0
LARSON, Reed	3	0	0	0	4	THYER, Mario	1	0	0	0	2
LINDROS, Eric	3	0	0	0	4						
ROUS, Bob	3	0	0	0	2						

Bold Indicates Current Stars

Goaltenders

Name	Games	Minutes	GA	ENG	SO	GAA	W-L	ASSISTS	PIM
BELFOUR, Ed	73	4697	144	3	8	1.84	44-29	0	36
TURCO, Marty	47	3103	112	4	4	2.17	21-26	2	18
MELOCHE, Gilles	45	2464	143	5	2	3.48	21-19	0	5
CASEY, Jon	41	2268	120	3	2	3.17	21-18	1	22
BEAUPRE, Don	34	1931	119	4	1	3.70	15-16	1	4
MANIAGO, Cesare	34	2088	94	2	3	2.70	14-20	0	2
MOOG, Andy	16	972	49	0	0	3.02	5-11	1	2
WORSLEY, Gump	11	614	34	0	1	3.32	6-4	0	0
EDWARDS, Gary	7	337	22	0	0	3.92	4-3	0	2
WAKALUK, Darcy	6	327	16	1	0	2.94	4-1	0	0
HAYWARD, Brian	6	171	11	1	0	3.86	0-2	0	0
TAKKO, Kari	4	109	7	0	0	3.85	0-1	0	0
LoPRESTI, Pete	2	77	6	1	0	4.68	0-2	0	2
FERNANDEZ, Manny	2	19	1	0	0	3.16	0-0	0	0
GILBERT, Gilles	1	60	4	0	0	4.00	0-1	0	4
SMITH, Gary	1	43	4	0	0	5.58	0-0	0	0
IRBE, Arturs	1	13	0	0	0	0.00	0-0	0	0

Bold Indicates Current Stars

TEAM RECORDS, PLAYOFF YEAR

Most wins	16, 1999
Most home wins.....	9, 1999; 2000
Most road wins	7, 1999
Most goals	84, 1981
Most goals against.....	74, 1981
Most power play goals.....	*35, 1991
Most overtime games.....	8, 1999
Most games played.....	23, 1991; 1999; 2000
Latest ending date.....	June 19, 1999
Most victories in succession.....	6, 1981; 1999
Longest shutout sequence.....	165:15, Marty Turco vs. Vancouver, 2007
Longest shutout sequence against.....	136:13, Tim Cheveldae, Detroit, 1992
Most consecutive games allowing two or fewer goals.....	*10, 1998

TEAM RECORDS, SERIES

Most goals.....	29 vs. Chicago, 1985
Most goals against.....	33 vs. Chicago, 1985
Most goals, both teams, best of three series.....	33 vs. Boston, 1981
Most goals, one team, best of three series.....	20 vs. Boston, 1981
Fewest goals against, three game series.....	5 vs. St. Louis, 1985
Most goals, best of seven series.....	29 vs. Chicago, 1985
Most goals against, best of seven series.....	33 vs. Chicago, 1985
Most goals, both teams, best of seven series.....	62 vs. Chicago, 1985
Most power play goals, one team.....	*15 vs. Chicago, 1991
Most power play goals, both teams.....	*21 vs. Chicago, 1991
Most overtime games.....	4 vs. St. L., 1968 (1-3); vs. St. L., 1999 (2-2);vs. Edm., 2001 (3-1); vs. S.J., 2008 (3-1)

TEAM RECORDS, GAME

Most goals	9 vs. LA in 9-4 win Apr. 18, 1968; 9-6 win vs. Boston Apr. 9, 1981
Most goals, both teams	15 vs. Boston in 9-6 win, Apr. 9, 1981
Most goals against.....	8 by Edmonton in 8-5 loss, Apr. 28, 1984;8 by Pittsburgh in 8-0 loss, May 25, 1991
Most power play goals.....	5 vs. Chicago, Apr. 12, 1991
Most power play goals, both teams.....	*8 vs. St. Louis, Apr. 24, 1991
Most power play goals against.....	4 vs. Philadelphia, May 4, 1980;4 vs. St. Louis, Apr. 24, 1991;4 vs. Detroit, May 11, 1995
Most shorthanded goals.....	2 vs. Calgary, Apr. 28, 1981; vs. Pittsburgh, May 23, 1991
Fastest two shorthanded goals.....	24 seconds, by Gordie Roberts of 19:48 of 2nd period and Al MacAdam at 0:12 of the 3rd period vs. Calgary, Apr. 28, 1991
Most shorthanded goals, both teams.....	4, Boston (3) vs. Stars (1), Apr. 11, 1981
Most penalty minutes.....	77 vs. Chicago, Apr. 6, 1991
Most penalty minutes, both teams.....	146 vs. Chicago, Apr. 6, 1991
Greatest margin of victory.....	6 goals, vs. Chicago (6-0), Apr. 12, 1991;6-0 vs. St. Louis, Apr. 18, 1984; vs. Chicago (7-1), Apr. 10, 1982
Greatest margin of defeat.....	8 goals, 8-0 by Pittsburgh, May 25, 1991
Most shots on goal.....	76 at Vancouver in 5-4 loss, Apr. 11, 2007 (4 OT)
Most shots on goal against.....	62 vs. San Jose, May 4, 2008 (4 OT)
Fewest shots on goal.....	14 at San Jose, Apr. 26, 1998; at Edmonton, May 7, 1998;vs. Detroit, May 24, 1998
Longest game.....	140 minutes and 48 seconds vs. Anaheim in 4-3 loss, Apr. 24, 2003 (Petr Sykora scored at 0:48 of fifth sudden death overtime)
Shortest overtime game.....	60 minutes, 22 seconds vs. Buffalo in 4-3 win, Apr. 16, 1981 (Steve Payne scored at 0:22 of sudden death overtime)

TEAM RECORDS, PERIOD

Most goals.....	5 vs. Chicago in 6-5 loss, Apr. 8, 1991;vs. Edmonton in 8-5 loss, Apr. 28, 1984;vs. Montreal in 5-2 win Apr. 24, 1980;vs. Los Angeles in 9-4 win, Apr. 18, 1988
Most power play goals.....	4 vs. Edmonton in 8-5 loss, Apr. 28, 1984
Most power play goals against.....	3 vs. Philadelphia, May 1, 1980
Most shots on goal.....	30 in 2nd period vs. Toronto, Apr. 8, 1980
Most shots on goal against.....	22, in 1st period at Edmonton, April 16, 2000
Most penalty minutes.....	60 vs. Chicago, Apr. 7, 1982
Most penalty minutes, both teams.....	125 vs. Chicago, Apr. 7, 1982

*NHL Record

PLAYOFF RECORDS



INDIVIDUAL RECORDS, PLAYOFF YEAR

Most goals.....	17, Steve Payne, 1981
Most overtime goals.....	2, Steve Payne, 1981; Joe Nieuwendyk, 1999
.....	Brenden Morrow, 2008
Most assists.....	19, Brian Bellows, 1991
Most points.....	29, Steve Payne, 1981; Brian Bellows, 1991
Most penalty minutes.....	94, Basil McCrae, 1991
Most goals by a rookie.....	14, Dino Ciccarelli, 1981
Most points by a rookie.....	21, Dino Ciccarelli, 1981
Most power play goals.....	8, Brian Propp, 1991
Most game-winning goals.....	*6, Joe Nieuwendyk, 1999
Lowest goals-against average.....	1.30, Marty Turco, 2007
Most wins by a goaltender.....	16, Ed Belfour, 1999
Most games played by a goaltender.....	23, Jon Casey, 1991; Ed Belfour, 1999 & 2000
Most goals by a defenseman.....	5, Brad Maxwell, 1983; Craig Hartsburg, 1985
.....	Mark Tinordi, 1991
Most assists by a defenseman.....	12, Craig Hartsburg, 1981; Sergei Zubov, 1999
Most points by a defenseman.....	15, Craig Hartsburg, 1981
Most consecutive games with goals.....	5, Steve Payne, 1981
Most consecutive games with points.....	8, Dennis Maruk, 1985; Tony McKegney, 1985
.....	Neal Broten, 1991; Mike Modano, 2000

INDIVIDUAL RECORDS, SERIES

Most goals.....	7, Steve Payne vs. Boston, 1981
.....	Tony McKegney vs. Chicago, 1985
Most assists.....	9, Dennis Maruk vs. St. Louis, 1986
Most points.....	13, Dennis Maruk vs. St. Louis, 1986
Most penalty minutes.....	58, Basil McCrae vs. St. Louis, 1989
Lowest goals-against average.....	0.77 by Ed Belfour vs. Edmonton, 1998
Most shutouts.....	3, Marty Turco vs. Vancouver, 2007

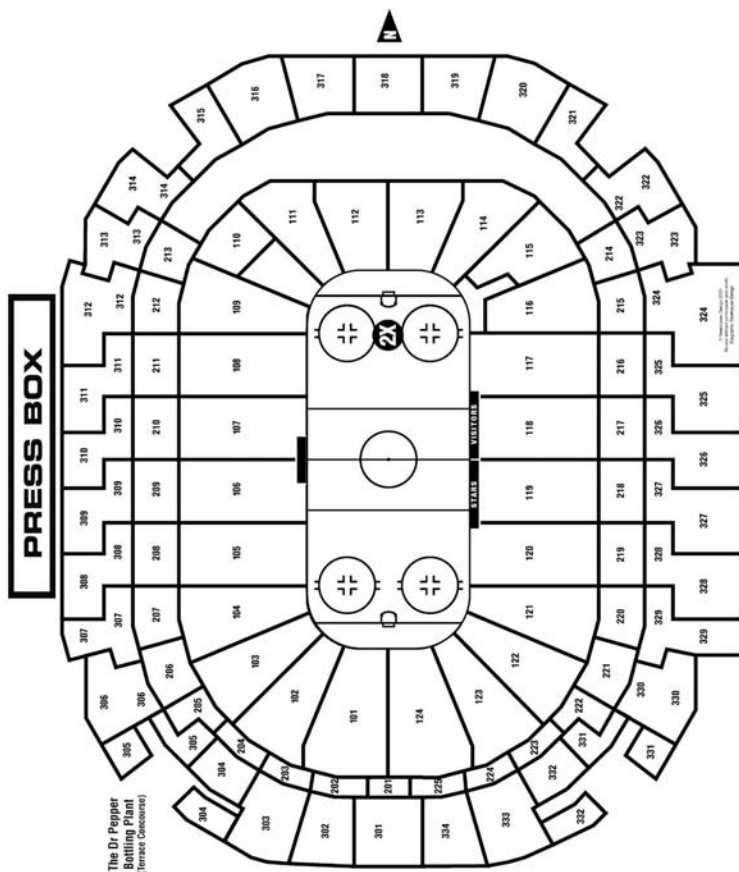
INDIVIDUAL RECORDS, GAME

Most goals.....	3, Steve Payne vs. Bos., Apr. 8, 1981
.....	Dino Ciccarelli vs. Cgy., May 5, 1981
.....	Dino Ciccarelli vs. Chi., Apr. 10, 1982
.....	Bob Brooke vs. St. L., Apr. 5, 1989
Most assists.....	4, Tim Young vs. Bos., Apr. 9, 1981; Brad Maxwell vs. NYI, May 19, 1981
.....	Bobby Smith vs. Chicago, Apr. 10, 1982
.....	Brian Bellows vs. Chicago, Apr. 12, 1991
Most points.....	5, Tim Young vs. Bos., Apr. 9, 1981; Dino Ciccarelli vs. Cgy., May 5, 1981
.....	Dino Ciccarelli vs. Chicago, Apr. 10, 1982
Most penalty minutes.....	27, Barry Gibbs vs. St. Louis, Apr. 6, 1971
Most assists by a defenseman.....	4, Brad Maxwell vs. NY Islanders, May 19, 1981
Most points by a defenseman.....	4, Brad Maxwell vs. NY Islanders, May 19, 1981
Fastest goal from start of game.....	9 seconds, Bill Collins vs. Los Angeles, April 9, 1968
.....	Dave Balon vs. St. Louis, April 25, 1968
.....	Murray Oliver vs. St. Louis, Apr. 8, 1971

INDIVIDUAL RECORDS, PERIOD

Most points in a period.....	*4, Brad Richards vs. San Jose, Apr. 27, 2008, 3rd period
.....	Dave Gagner vs. Chicago, Apr. 8, 1991, 1st period

*NHL Record



TICKET INFORMATION

Tickets to Dallas Stars home games are available at DallasStars.com, at the Dallas Sales Office, or by calling 214-GO STARS (467-8277). On Dallas Stars home game-days, the American Airlines Center box office is open from 10 am until the end of the 2nd period. For season ticket, group or luxury suite information, please call the sales office at 214-GO-STARS, extension two.

DIRECTIONS TO FRISCO DR PEPPER STARCENTER: From downtown, take the Tollway North until you reach Gaylord Parkway. Exit Gaylord and pass the IKEA and the Frisco RoughRiders baseball stadium on the right. Turn right on Gaylord and the Dallas Stars Executive Offices will be on your right-hand side.

PRESS CREDENTIALS: Press Box seating is assigned for each game. Requests for Daily Passes will be issued on a priority basis to media on specific assignments only, and **requests must be submitted in writing (e-mail or fax) on company letterhead no later than 5 p.m. the day before a home game.** The fax number for the media relations department is 214-387-5564. The press entrance is located on the west side of American Airlines Center, and you must show identification when you pick up your passes. **All media must visibly wear their credentials for all Stars' home games.**

PARKING: Media parking is available in Lot E on the west side of American Airlines Center. If you have a media parking pass, that pass will be your entrance to Lot E. If granted a single-game credential, your name will be left on a list with the lot attendant if you have called ahead to the Stars communications department.

INTERVIEWS: The best time to conduct interviews on game-days is after the morning skate. All NHL locker rooms are closed for, at the most, 5 minutes after the game. The training room at the Dr Pepper StarCenter and American Airlines Center is closed to the media at all times. Any player (with the exception of goaltenders) may be pre-taped before a game as long as the interview is completed 95 minutes before game time.

Practices: The recommended time for media to interview Stars players is after practice. Unless a team meeting is called, the team locker room will be open no later than 5 minutes after the first player leaves the ice, or earlier if deemed by the Stars media relations department. Requests for interviews to be conducted at a location other than the StarCenter must be cleared through the Stars media relations department.

Broadcast and live shots: All player requests for that night's broadcast or live shots must be arranged prior to the end of the Stars' morning skate on the day of a game (11 a.m.). Players will not be available for broadcast or live shots after 6:00 p.m. for a 7:30 p.m. game or after 5:30 p.m. for a 7:00 p.m. game.

Head coach interviews: Stars head coach Marc Crawford will meet with the media after each game in the interview room across from the Stars' locker room.

DINING FACILITIES: The Media Dining Room is located on the west side of the event level of American Airlines Center. Dining area admittance will be restricted to Stars game-night employees, working press and visiting officials. Kindly show your credentials to the attendant and sign in at the entrance. SPOUSES, CHILDREN and MEDIA VAL KNIGHTS WILL NOT BE ADMITTED.

TELEPHONE NUMBERS: The Stars' office number is 214-387-5558. To reach the media relations office, you may dial direct or e-mail:

Rob Scicchili, Asst. VP, Communications	214-387-5556	rscichili@dallasstars.com
Graham Clark, Manager, Communications	214-387-5558	gclark@dallasstars.com
Andre Delsol, Coordinator, Communications	214-387-5557	adelsol@dallasstars.com
Media Relations fax	214-387-5564	
Press Box phone	214-665-4600	
Press Box fax	214-665-4601	

REFEREES

Name	Sweater #
Auger, Stephane	15
Banfield, David	44
Charron, Frances	46
Ciamaga, Chris	41
Devorski, Paul	10
Dwyer, Gord	19
Fraser, Kerry	2
Furlatt, Eric	27
Hasenfratz, Mike	30
Hebert, Ghislain	49
Jackson, Dave	8
Joannette, Marc	25
Kimmerly, Greg	18
Kowal, Tom	32
Kozari, Steve	40
LaRue, Dennis	14
L'Ecuyer, Frederick	48
Lee, Chris	28
Leggo, Mike	3
Marouelli, Dan	6
Martell, Rob	26
McCauley, Wes	4
McCreary, Bill	7
Meier, Brad	34
Morton, Dean	36
O'Halloran, Dan	13
O'Rourke, Dan	42
Peel, Tim	20
Pochmara, Brian	43
Pollock, Kevin	33
Rehman, Kyle	37
Rooney, Chris	5
St-Laurent, Francois	38
St. Pierre, Justin	45
Sutherland, Kelly	11
Van Massenhoven, Don	21
Walsh, Ian	29
Watson, Brad	23

LINESMEN

Name	Sweater #
Amell, Derek	75
Barton, Steve	59
Brisebois, David	96
Cameron, Lonnie	74
Champoux, Pierre	67
Cherrey, Scott	50
Cormier, Michel	76
Cvik, Mike	88
Devorski, Greg	54
Driscoll, Scott	68
Galloway, Ryan	82
Gibbs, Darren	66
Henderson, Don	91
Heyer, Shane	55
Kovachik, Brad	71
Lazarowich, Brad	86
Mach, Brian	78
McElman, Andy	90
Miller, Steve	89
Morin, Jean	97
Murphy, Brian	93
Murray, Jonny	95
Nansen, Derek	70
Nelson, Thor	80
Nowak, Tim	77
Pancich, Bryan	94
Pare, Mark	79
Racicot, Pierre	65
Rody, Vaughan	73
Schachte, Dan	47
Seitz, Lyle	61
Sericolo, Anthony	84
Sharrers, Jay	57
Shewchuk, Mark	92
Wheler, Mark	56

2009-2010 NHL ALIGNMENT

CENTRAL DIVISION

Chicago
Columbus
Detroit
Nashville
St. Louis

ATLANTIC DIVISION

New Jersey
NY Islanders
NY Rangers
Philadelphia
Pittsburgh

WESTERN CONFERENCE

NORTHWEST DIVISION

Calgary
Colorado
Edmonton
Minnesota
Vancouver

EASTERN CONFERENCE

NORTHEAST DIVISION

Boston
Buffalo
Montreal
Ottawa
Toronto

PACIFIC DIVISION

Anaheim
DALLAS
Los Angeles
Phoenix
San Jose

SOUTHEAST DIVISION

Atlanta
Carolina
Florida
Tampa Bay
Washington

2009-2010 NHL CRITICAL DATES



September	5	Opening Day of Rookie Camp
	12	Opening Day of NHL Training Camps
	14	Pre-season schedule begins
	30	Opening Day Playing Rosters set
October	1	Hockey Fights Cancer Awareness Month
	1	Opening Night - 92nd NHL Regular Season begins
November	4-7	U20 4 Nations Cup
	7	Hockey Hall of Fame Game (Detroit Red Wings at Toronto Maple Leafs)
	8	Hockey Hall of Fame Legends Game (Canada vs. World)
	9	Hockey Hall of Fame Induction Ceremony (Toronto, ON)
December	1	Signing deadline for Group 2 free agents
	19-27	Holiday Roster Freeze in effect.
	26 - Jan.5	IIHF World U20 Championship (Saskatoon & Regina, Canada)
January	1	2010 Bridgestone NHL Winter Classic - Philadelphia at Boston (Fenway Park, Boston)
	17	NHL on NBC (game of the week coverage begins)
	29-31	Hockey Weekend Across America (USA Hockey)
	30	CBC's Hockey Day in Canada (Host: Stratford, ON) Montreal at Ottawa, Vancouver at Toronto, Edmonton at Calgary
February	1	Hockey is for Everyone Month
	14	Last NHL games before Olympic break
	15-23	2010 Winter Olympic Break: No scheduled practices - dressing rooms closed
	16	Olympic Hockey tournament begins (Vancouver, Canada)
	22	30th Anniversary of 'Miracle on Ice' game (1980)
	26	Olympic Bronze medal game
	28	Olympic Gold medal game
March	1	NHL Regular season resumes after Olympic break
	3	Trade deadline (3:00 p.m. ET)
April	8-10	NCAA Frozen Four (Ford Field, Detroit)
	11	Last day of 2009-2010 regular season
	13-23	IIHF U18 World Championship (Mogilev & Bobruisk, Belarus)
	14	Stanley Cup Playoffs begin
May	1-9	2010 Royal Bank Cup (Dauphin, MB)
	7-23	IIHF World Championship (Mannheim & Gelsenkirchen, Germany)
	14-23	2010 Mastercard Memorial Cup (Brandon, MB)
	24-29	NHL Combine (Toronto, ON)
June	18	Last possible day for 2009 Stanley Cup Final
	TBA	Deadline for first club-elected salary arbitration (later of June 15 or 48 hours after the conclusion of the Stanley Cup Final, 5:00 p.m. ET)
	TBA	2010 NHL Awards (Las Vegas, Nevada)
	TBA	NHL Entry Draft (Location: TBA)
July	1	Free Agency period begins
	5	Deadline for player-elected salary arbitration notification (5:00 p.m. ET)
	6	Deadline for club-elected salary arbitration notification (5:00 p.m. ET)
	20 - Aug.4	Salary arbitration hearings held
August	6	Deadline for salary arbitration decisions to be rendered

NEW YORK OFFICE

1185 Avenue of the Americas
New York, NY 10036
Phone: 212-789-2000
Main Fax: 212-789-2020
PR Fax: 212-789-2080

TORONTO OFFICE

50 Bay Street, 11th Floor
Toronto, Ont. M5J 2X8
Phone: 416-359-7900
PR Fax: 416-981-2769

MONTREAL OFFICE

1800 McGill College Avenue, Suite 2600
Montreal, Que. H3A 3J6
Phone: 514-841-9220
Fax: 514-841-1070

STARS IN THE COMMUNITY

STARS COMMITMENT

In its continuing commitment to the community, the Stars organization established the Dallas Stars Foundation, the official charity of the Dallas Stars' management and players. The Dallas Stars realize that professional sports teams have a tremendous social and economic impact on their cities and states, and a team's athletes are called upon to provide leadership, inspiration and support for their community. With this in mind, the Dallas Stars Foundation was created to help maximize the Stars' presence in the community and to assist various non-profit organizations, particularly children's charities, through philanthropic grants and program implementation.



FOUNDATION MISSION STATEMENT

The Dallas Stars Foundation was established to serve as a positive force throughout the Dallas/Fort Worth Metroplex. The Foundation focuses its efforts on providing support to the children of the community so they may lead quality lives and develop into contributing members of society. Through teamwork, interaction, and education, the Dallas Stars Foundation works to bring together all members of the Metroplex and build a bright future for today's youth.

FUNDRAISING

GOLF TOURNAMENT

The 2008 Classic BMW Dallas Stars Golf Classic took place in October at the prestigious Craig Ranch Golf Course in McKinney. Stars players, coaches and front office staff teamed up with local golfers in one of the Foundation's biggest fundraisers of the year, raising more than \$100,000. The tournament kicked off with a fabulous party at Classic BMW in Plano on Sunday evening, where more than 500 people turned out for a fun evening of food, drink and music. Monday's tournament kicked off at 9 a.m. after a hot breakfast, while SportsRadio 1310 The Ticket's Dunham and Miller Show broadcast live on-site. Team captain Brenden Morrow welcomed the sponsors and thanked them for their support of the Stars Foundation. The Dallas Stars Planet Tan Ice Girls were on the course taking photos with all the golfing foursomes. Supportive spouses Darcy Hull and Mandy Modano drove around the course, greeting guests and selling mulligans. The tournament concluded with a luncheon in the clubhouse, where Stars announcers Ralph Strangis and Daryl Reaugh emceed. Stars President Jeff Cogen and Classic BMW owner Eric Maas thanked all players and golfers for their participation. The lunch featured golf analyst and former pro David Feherty, charming participants with his unique story-telling abilities and rambunctious humor.



CALENDAR

Every year, the Dallas Stars dazzle fans with an exciting calendar featuring selected Dallas Stars players. This past season, the Dallas Stars were decked out by Modern Luxury for the 2009 Dallas Stars Calendar. The Calendars were available at all Stars home games, all Dr Pepper Star Centers and online at DallasStars.com.

CASINO NIGHT

The 11th Annual Park Place Dealerships / Dallas Stars Casino Night took place on Feb. 24 at Park Place Lexus in Plano. The event not only raised money for the Dallas Stars Foundation but also allowed Stars fans the chance to mingle with their favorite players and coaches and try their hand at some cards. Members of the Dallas Stars served as dealers at blackjack tables, craps tables, roulette and Texas Hold 'Em. Along with the gaming tables, powered by Tara Energy, the night featured a live and silent auction, food catered by Go Fish Ocean Club and dessert provided by Wendy Crispin Catering.

The event had a record turnout of more than 500 guests, a true testament to the Dallas fans' love and support for their team and community, and raised more than \$200,000 for the Foundation. The biggest live auction money-maker was the \$13,000 bid to accompany the Stars on a two-game road trip during the 2009-10 season, which includes flying on their luxurious private airplane, staying with the club at their hotel and tickets to two away games. The next-highest item auctioned off was the use of a luxury suite at American Airlines Center to watch a Stars game with injured captain Brenden Morrow, which went for \$6,500. A golf outing at Honors Golf Club with Marty Turco and Brad Richards went for \$6,000. Overall, the live auction alone raised \$47,000.



MYSTERY PUCKS

The Dallas Stars Foundation conducted its annual, highly anticipated Mystery Puck sale once again this past holiday season, raising \$72,000 – a new Mystery Puck record! Every Dallas Stars player participates in this popular, fan-favorite fundraiser, where a \$30 donation to the Foundation gives fans a gift-wrapped, autographed hockey puck from one of the Dallas Stars players. No one knows which player signed the puck until it's unwrapped, and if the puck is signed in gold, the fan won a private meet-and-greet with the player who signed it!



SCHOLARSHIPS

BOB GAINEY HONORARY SCHOLARSHIP

Former Dallas Stars General Manager Bob Gainey not only led the Dallas Stars to become one of the elite teams in the NHL, he also served as a role model and example to those wishing to excel. In keeping with the Bob Gainey tradition, the Dallas Stars created the Bob Gainey Honorary Scholarship, which is awarded to one deserving Metroplex high school senior each year who embodies the exemplary qualities that were synonymous with Bob Gainey. Each spring, the Bob Gainey Honorary Scholarship is given to a student who has demonstrated a passion for excellence in the classroom as well as success on the playing field. Qualified candidates should exhibit the highest levels of dignity, integrity and determination for which the award's namesake is known.

JUNIOR STARS SCHOLARSHIP

The Dallas Stars created the Junior Stars Scholarship Fund in 1997 as a means to promote hockey and ice-skating advancement to area students who have not only demonstrated strong sportsmanship but academic excellence as well. Interested candidates must display a unique combination of well-rounded qualities including strong scholastic aptitude, a demonstrated interest in extracurricular activities and/or community involvement, financial need and exemplary conduct during practices, games and competitions. Recipients must also have been enrolled at a Metroplex Dr Pepper StarCenter at least one year prior to applying for the scholarship in order to be eligible.

EDUCATIONAL PROGRAMS

STICK WITH READING

The Dallas Stars Foundation established this cornerstone literacy program in 1998 to encourage kids to develop the habit of reading in their leisure time. Students record their extracurricular reading over an eight-week period for the chance to win great Stars incentive prizes. With the help of Dallas Stars Goaltender Marty Turco, who serves as the program's spokesman, the Stick with Reading program has reached hundreds of thousands of kids across North Texas. With over 35,000 registered participants during the 2008-2009 season, Stick with Reading continues to be one of the most successful reading programs in the league.



HIGH SCHOOL MEDIA DAY

This annual event allows high school journalism students the opportunity to get a behind the scenes look at the professional sports media industry. Participating students watch a Dallas Stars practice session and then attend a question and answer session featuring Dallas Stars players, professional broadcasters, and local media personalities. Each student is encouraged to write an article on the experience for his/her school newspaper and be eligible to sit in the AAC press box during a Dallas Stars home game. The winning writer will also have his or her article published on the Dallas Stars website.

