

# The Blue Shirt

1951-1952



NEW YORK RANGERS

NEW YORK  
**RANGERS**  
1951-52 SCHEDULE



HOME GAMES SHOWN IN HEAVY TYPE

Wed.	Oct. 14	at Chicago
Thurs.	" 18	at Montreal
Sat.	" 20	at Toronto
Sun.	" 21	at Boston
<b>WED.</b>	<b>" 24</b>	<b>BOSTON</b>
<b>SUN.</b>	<b>" 28</b>	<b>MONTREAL</b>
Mon.	" 29	at Montreal
Thurs.	Nov. 1	at Chicago
Sat.	" 3	at Toronto
Sun.	" 4	at Detroit
<b>WED.</b>	<b>" 7</b>	<b>DETROIT</b>
<b>SUN.</b>	<b>" 11</b>	<b>CHICAGO</b>
<b>WED.</b>	<b>" 14</b>	<b>TORONTO</b>
Sat.	" 17	at Montreal
<b>SUN.</b>	<b>" 18</b>	<b>DETROIT</b>
<b>WED.</b>	<b>" 21</b>	<b>BOSTON</b>
Thurs.	" 22	at Detroit
<b>SUN.</b>	<b>" 25</b>	<b>MONTREAL</b>
Tues.	" 27	at Boston
<b>WED.</b>	<b>" 28</b>	<b>CHICAGO</b>
Sat.	Dec. 1	at Toronto
Sun.	" 2	at Chicago
Wed.	" 5	<b>BOSTON</b>
<b>SUN.</b>	<b>" 9</b>	<b>TORONTO</b>
Tues.	" 11	at Boston
<b>WED.</b>	<b>" 12</b>	<b>BOSTON</b>
Sat.	" 15	at Toronto
<b>SUN.</b>	<b>" 16</b>	<b>DETROIT</b>
<b>WED.</b>	<b>" 19</b>	<b>MONTREAL</b>
<b>SUN.</b>	<b>" 23</b>	<b>CHICAGO</b>
Tues.	" 25	at Detroit
<b>WED.</b>	<b>" 26</b>	<b>DETROIT</b>
Sat.	" 29	at Montreal
<b>SUN.</b>	<b>" 30</b>	<b>TORONTO</b>
Tues.	Jan. 1	at Boston

<b>WED.</b>	<b>" 2</b>	<b>DETROIT</b>
<b>SUN.</b>	<b>" 6</b>	<b>CHICAGO</b>
<b>WED.</b>	<b>" 9</b>	<b>TORONTO</b>
Thurs.	" 10	at Detroit
<b>SUN.</b>	<b>" 13</b>	<b>MONTREAL</b>
<b>WED.</b>	<b>" 16</b>	<b>CHICAGO</b>
Thurs.	" 17	at Chicago
Sun.	" 20	at Detroit
Tues.	" 22	at Boston
Sat.	" 26	at Toronto
<b>SUN.</b>	<b>" 27</b>	<b>MONTREAL</b>
Thurs.	" 31	at Montreal
Sun.	Feb. 3	at Detroit
Wed.	" 6	at Toronto
Thurs.	" 7	at Chicago
Sat.	" 9	at Boston
<b>SUN.</b>	<b>" 10</b>	<b>TORONTO</b>
<b>WED.</b>	<b>" 13</b>	<b>BOSTON</b>
Sat.	" 16	at Montreal
<b>SUN.</b>	<b>" 17</b>	<b>MONTREAL</b>
<b>WED.</b>	<b>" 20</b>	<b>DETROIT</b>
<b>SUN.</b>	<b>" 24</b>	<b>BOSTON</b>
<b>WED.</b>	<b>" 27</b>	<b>TORONTO</b>
Thurs.	" 28	at Chicago
Sat.	Mar. 1	at Montreal
<b>SUN.</b>	<b>" 2</b>	<b>DETROIT</b>
Tues.	" 4	at Boston
Thurs.	" 6	at Chicago
<b>SUN.</b>	<b>" 9</b>	<b>MONTREAL</b>
<b>WED.</b>	<b>" 12</b>	<b>CHICAGO</b>
Sat.	" 15	at Toronto
<b>SUN.</b>	<b>" 16</b>	<b>TORONTO</b>
<b>WED.</b>	<b>" 19</b>	<b>BOSTON</b>
Thurs.	" 20	at Detroit
<b>SUN.</b>	<b>" 23</b>	<b>CHICAGO</b>

FROM THE SPORTS LIBRARY OF  
**RETROSEASONS**  **.com**

[www.retroseasons.com/library/](http://www.retroseasons.com/library/)



***THE***  
**BLUE SHIRT**



**OFFICIAL GUIDE AND RECORD BOOK**

*of the*

**NEW YORK RANGERS**  
**HOCKEY CLUB**

**1951-52**

---

*Edited by*

**HERB GOREN**

*Associate Editor*

**BILL BRENDE**

---


*Published by*

**MADISON SQUARE GARDEN CORP.**

**New York**

**1951-52**

## THE 1950-51 NEW YORK RANGERS



Back row: Coach Neil Colville, Buddy O'Connor, Eddie Kullman, Frank Eddolls, Trainer Frank Paice, Tony Leswick, Edgar Laprade, Manager Frank Boucher. Middle row: Pat Egan, Wally Stanowski, Pentti Lund, Allan Stanley, Gus Kyle, Ed Slowinski, Jack Evans. Front row: Alex Kaleta, Don Raleigh, Reggie Sinclair, Chuck Rayner, Nick Mickoski, Zellio Toppazzini.

---

---

# Contents

	<i>Page</i>
1951-52 Schedule.....	Inside Front Cover
First 25 Years .....	5
Official Directory .....	6
1951-52 Ranger Roster.....	7
1951-52 Thumbnails .....	8 to 14
The Rangers in 1950-51.....	15
Individual Goal-Scoring Records.....	16 and 17
Boucher Night .....	18
Farm Clubs .....	19 to 21
All-Time Team and Player Records.....	23 to 27
Lifetime Scoring Leaders.....	28
Seasonal Scoring Leaders.....	29
All-Time Won-and-Lost Records.....	31 and 32
All-Time Record Against Each Opponent.....	32
Stanley Cup Record.....	33
Individual Scoring Statistics, Year-by-Year.....	34 to 43
Scoring Leaders, Year-by-Year.....	43
Goaltender Statistics .....	44 and 45
Ranger Fan Club.....	46
Who's Who .....	47 to 98
Who's Who (Less than Five Games).....	99 and 100
Hall of Fame.....	Inside Back Cover

## Photos

The 1950-51 Rangers, Team Photo.....	2
Slowinski Hits Road Block.....	4
The Cook Brothers and Frank Boucher.....	18
Cincinnati Mohawks .....	19
Saskatoon Quakers .....	20
New York Rovers.....	21
Clash of the Titans.....	22
The Rocket Fizzles.....	30
Ranger Fan Club.....	46


---

Cover by Armand Prusmack

---

Our cover kid for The Blue Shirt of 1951-52 is Don (Bones) Raleigh. On the left he is depicted in valiant effort to split Boston defense. Insert mirrored around shape of a puck shows Raleigh holding the West Side Association trophy, presented to him on the final night of last season. It is emblematic of the most valuable Ranger in the regular campaign by vote of the New York Hockey Writers Association. Raleigh, a hustling crowd-pleaser, finished in a tie with Reggie Sinclair for the team's scoring leadership.

**'SUPERMAN' SLOWINSKI HITS A ROAD BLOCK**



*Big Ed Slowinski runs into a human barricade in Bill Barilko as the camera records the action. Barilko, hero of playoffs last spring for the Toronto Maple Leafs, vanished while flying back from a fishing trip over the James Bay region of Ontario. Other Leafs in photo are Ted Kennedy, left, and Tod Sloan.*

## First 25 Years The Hardest?

**W**HEN you look back on the first 25 years of Ranger triumph and travail, you don't know whether to laugh or to cry, to be proud or cynical. There were great years and bad years. Three times they finished first in the regular run for the playoffs. Three other times they pushed through to Stanley cup playoff championships.

The history of the Blue Shirts can best be described in four parts. There were the original Rangers who crashed the playoffs the first nine years of their existence. Great men in that crowd. Lester Patrick . . . Frank Boucher . . . Bill Cook . . . Ching Johnson . . . Taffy Abel . . . Murray Murdoch. Almost overnight they built big league hockey in Our Town into a major sport.

Then came the farm system movement, the replacements of old parts. Davey Kerr moved into goal. The well-balanced team appeared with three high-scoring lines, centered by Neil Colville, Phil Watson and Clint Smith. They perpetuated the glory years of the past.

The war hit the Rangers hard. Almost symbolic was the death in action of a personable and bright kid prospect named Dudley (Red) Garrett. For four straight years, starting with 1942-43, the Blue Shirts struggled unsuccessfully to climb out of the league depths. They were outmanned, outclassed. The Old Pros were off to war.

The end of the cataclysm found vets mingling with kids, none sure of his place in NHL society. Under the able direction of general manager Frank Boucher, a complete upheaval took place and the Blue Shirts hit the upgrade. In 1946-47 they emerged from the cellar. The next year they were in the playoffs. In 1949-50 they stunned the hockey world by battling to within one goal of a Stanley Cup title.

Disillusionment cast its dark shadow over the silver anniversary year. Off to a slow, shaky start, the Rangers of 1950-51 won but one

game of its first 17. Even a spell-binder and psychiatrist, Dr. David F. Tracy, could not bring the Blue Shirts out of their slump in a one-game trial.

On December 7, Boucher announced he would offer his resignation if the Rangers failed to reach the playoffs. At the time they were solidly entrenched in last place, eight points out of fourth.

This bold message roused the Rangers into a potent bid for recognition. In the space of a month they won seven games, lost two, tied three. They climbed from last to third. The NHL marveled at their recuperative powers, and some wondered out loud how much real aid was supplied by restaurateur Gene Leone's diet prescription and mysterious elixir which the team sipped out of a black bottle.

These were exciting days and the Rangers reveled in them. But the physical toll of key injuries caused a disastrous letdown. Edgar Laprade, star center, suffered a fracture of the left ankle with half the season to go. Goalie Chuck Rayner was constantly bedeviled by cuts and bruises and rheumatic pains. The team's leading goal-getter, Nick Mickoski, suffered a shoulder dislocation.

Thus the first 25 years ended on a dismal note, with the Rangers eliminated from playoff contention on the next to last game of the season. Boucher's offer to resign was rejected. The club's loyal following looked forward to next year, and changes were in the works.

Backed by Gen. John Reed Kilpatrick, president of Madison Square Garden, Boucher went into the market and acquired three outstanding prospects in Wally Hergsheimer, Hymie Buller and Steve Kraftcheck. He traded Tony Leswick to Detroit for Gaye Stewart and then acquired Paul Ronty from Boston for Gus Kyle, rights to Pentti Lund and cash.

Another epoch begins. Will hope turn to fulfillment?



# New York Rangers 1951-52 Roster

Player	Pos.	Shoots	Hgt.	Wgt.	Place of Birth	Date of Birth	Home
Hy Buller	D	L	5-11	185	Montreal, Que.	Mar. 15, 1926	Cleveland, Ohio
Frank Eddolls	D	L	5-8	165	Lachine, Que.	July 5, 1921	Montreal, Que.
Jack Evans	D	L	6-1	185	Garnant, S. Wales	Apr. 21, 1928	Wayne, Alta.
Wally Hergesheimer	RW	R	5-8	150	Winnipeg, Man.	Jan. 8, 1927	Winnipeg, Man.
Steve Kraftcheck	D	R	5-10½	185	Tinturn, Ont.	Mar. 3, 1929	Hamilton, Ont.
Ed Kullman	RW	R	5-7	170	Winnipeg, Man.	Dec. 12, 1923	Winnipeg, Man.
Edgar Laprade	C	R	5-8	160	Mine Center, Ont.	Oct. 10, 1919	Port Arthur, Ont.
Jack McLeod	C-RW	R	5-9	157	Regina, Sask.	Apr. 30, 1930	Hazlet, Sask.
Nick Mickoski	LW-C	L	6-1	185	Winnipeg, Man.	Dec. 7, 1927	Winnipeg, Man.
Don Raleigh	C	L	5-11	148	Kenora, Ont.	June 27, 1926	Winnipeg, Man.
Chuck Rayner	G	L	5-11	184	Sutherland, Sask.	Aug. 11, 1920	Kenora, Ont.
Paul Ronty	C	L	6-0	168	Toronto, Ont.	Dec. 7, 1928	Toronto, Ont.
Jim Ross	D	R	6-2½	188	Edinburgh, Scot.	May 20, 1926	Toronto, Ont.
Reggie Sinclair	LW	R	6-0	167	Lachine, Que.	Mar. 6, 1925	Sherbrooke, Que.
Ed Slowinski	RW	R	6-0	190	Winnipeg, Man.	Nov. 18, 1922	Long Island City, N. Y.
Allan Stanley	D	L	6-2	182	Timmins, Ont.	Mar. 1, 1926	Timmins, Ont.
Gayle Stewart	LW	L	5-11	174	Fort William, Ont.	June 28, 1923	Fort William, Ont.
Zelio Toppazzini	RW	R	5-11	176	Copper Cliff, Ont.	Jan. 5, 1930	Copper Cliff, Ont.

## RESERVES

Lorne Anderson	G	R	5-11	164	Renfrew, Ont.	July 26, 1931	Renfrew, Ont.
Herb Dickenson	RW-LW	L	5-11	172	Mt. Hope, Ont.	June 11, 1931	Mt. Hope, Ont.
Pat Egan	D	R	5-10	190	Blackie, Alta.	Apr. 26, 1918	Roxbury, Mass.
Emile Francis	G	L	5-7	147	No. Battleford, Sask.	Sept. 13, 1926	Moose Jaw, Sask.
Ed Harrison	LW	L	6-0	160	Mimico, Ont.	July 25, 1927	Mimico, Ont.
Vic Howe	RW	R	6-0	180	Saskatoon, Sask.	Nov. 2, 1929	Saskatoon, Sask.
Jack Lancien	D	L	5-11	190	Regina, Sask.	June 14, 1923	New Haven, Conn.
Ian Mackintosh	LW	L	5-11	168	Selkirk, Man.	June 10, 1927	Winnipeg, Man.
Buddy O'Connor	C	L	5-7	142	Montreal, Que.	June 21, 1916	Ville LaSalle, Que.
Wally Stanowski	D	L	6-0	175	Winnipeg, Man.	Apr. 28, 1919	Toronto, Ont.
Lorne Worsley	G	L	5-6	145	Montreal, Que.	May 14, 1929	Montreal, Que.



1951-52

## Thumbnails

**FRANK BOUCHER**  
*Manager*

**TOM LOCKHART**  
*Business Mgr.*



**Neil Colville** goes into his second year as Ranger coach, fourth to hold the title. Neil centered his first Ranger farm club in the Eastern League and for years pivoted a topnotch line with brother Mac and Alex Shibicky on the wings. After serving in the Canadian Army and RCAF, he rejoined the Rangers as a defenseman. Twice he made second-team all-stars at center, once on the backline. He coached New Haven before moving back to the NHL. He is a silent sufferer when things look dark, which isn't the reason for his snow-white thatch. He was prematurely gray when he first reached New York. A bachelor at 37, he shares proprietorship of a 1,000-acre wheat farm with Shibicky in Winnipeg.



**Hy Buller** gets his second whirl in the NHL as a seasoned youngster of 25. An all-around athlete who grew up in Saskatoon, he was with the Rovers as a 16-year-old. Next year he was claimed by Detroit, played briefly for them in two war seasons. Then followed six full years in the AHL in which he was regarded as a stickout defenseman, scoring 57 points in 66 games as Cleveland's take-charge guy last season. Of Jewish descent (Rangers had two others in Alex Levinsky and Max Labovitch) he is married to a Harrisburg girl. They have two sons. He works as a sporting goods salesman in Cleveland in the off-season.



**Frank Eddolls** was appointed team captain last season. A reliable defenseman who makes an art of position play, he lacks the bulk of the average backliner but offsets it with clever use of his stick. He turned pro with Hershey in 1941, then served with the RCAF, and joined the Canadiens in '44. After shuttling between Montreal and Buffalo for several seasons, he joined the Rangers in '47 with Buddy O'Connor in one of the best deals in New York history. Married, father of one girl.

**Jack Evans**, his rookie year behind him, seems ready to step out as one of the hardest hitting defensemen in the NHL. His rock-'em, sock-'em tactics ignited the Rangers' mid-season spurt after he had been recalled in mid-November. A lantern-jawed product of the Western prairies, Jack was born in Garant, South Wales, and couldn't speak a word of English when he entered school in Drumheller, Alberta. He played for Lethbridge and the Rovers before turning pro. His father is a fire boss in a Drumheller coal mine, but Jack spends the off-season driving a brewery truck. It is the belief of the Ranger brain trust that he will develop into one of the league's outstanding defensemen as soon as he cures himself of a predilection for attracting penalties. He's married, the quiet type, but an entertaining yodeler at get-togethers. Some of his teammates call him Cowboy.



**Emile Francis**, called the Cat because of his nimble grace in the nets, has made some notable emergency performances for the Rangers. Called up hurriedly from Cincinnati one night last season, he reported half way through a game with Montreal. Chuck Rayner suffered through the first two periods with a painful injury, finally gave way to Francis who shut out Montreal under heavy pressure for 20 minutes. For a little man Francis possesses a fine hand and picks off sizzling drives with the aplomb of a first baseman. He was regular goalie for the Black Hawks in 1947-48, then became Ranger property with Alex Kaleta in a deal that sent Jim Henry to Chicago. After the 1950-51 season ended Francis was operated on his left shoulder to prevent a recurrence of repeated dislocations. Likes to jabber away at his teammates when the action gets hot around his nets. He spent the summer playing and managing a baseball team which barnstormed through Canada. He's single.



**Ed Harrison** made the jump from junior hockey to the Bruins in one fell swoop, coming up with the more highly touted Ed Sandford, his cousin. Never better than a utility player with Boston, Harrison showed well as an opportunist in his sporadic chances. Last Nov. 16, he was acquired by the Rangers with Zellio Toppazzini in a two-for-one swap for Dunc Fisher. Sent down to Hershey, he was slowed by injuries, but managed to achieve the hat trick one night with his left arm in a cast. Then, to prove that he could be dangerous even when healthy, he plunked in four goals on a subsequent night. Slender and swift, Harrison has played the wings through most of his pro career, but prefers center ice. Could be a handy man to call up in the event of a pinch on the forward lines. He's married, father of a girl.





**Wally Hergeshelmer**, a heads-up little guy, joins the Rangers after a record-breaking rookie year in the AHL. He lit the red lamp 42 times in 71 games, also accumulating 41 assists for Cleveland. Then, in the playoffs, he set a new all-time record with 11 goals in 11 games as the Barons asserted their dominance. Wally has made a methodical climb up the hockey ladder, going from Brandon Elks to pro teams in Minneapolis, San Francisco, Minneapolis again and Cleveland. Seven years ago he lost the first two fingers of his right hand at the knuckles and damaged a third in a factory punch press accident. But obviously the mishap did nothing to rob him of his shooting ability. His brother, Phil, was a former big leaguer and for years made life miserable for goalies in the AHL.

Wally is a well-liked youngster who enhances his popularity by giving complete credit to those who helped him move up toward the top—his former coaches Les Cunningham and Bill and Bun Cook, to his brother and to his center mate in Cleveland, Fred Thurier. He's single.



**Vic Howe**, kid brother of Detroit's NHL scoring champ, was happily esconced in the Red Wing farm system, contemplating the day when he might team up on the same line with Gordie, when the Rangers discovered he had been quietly dropped off Detroit's negotiation list. So they claimed him. After one season with the Windsor Spitfires he joined the Rovers and impressed sideliners as a youngster who will go all the way. Still with the Rovers, he's subject to immediate recall. Vic is big and strong, bears a strong resemblance to Gordie on and off the ice. He had a three-game trial last season with the Rangers, scoring his maiden big league goal in the final game. Whatever became of the player who was placed on Detroit's list in favor of Vic? His name is Al Van

Bellingham and Vic has lost track of him. Howe plays a lot of baseball, shoots golf in the 70s. He's single.



**Steve Kraftcheck** thinks the biggest break of his career happened when the Bruins farmed him out in mid-season of last year to Indianapolis. For under the painstaking tutelage of coach Ott Heller, former Ranger defenseman, Steve picked up so many valuable tips in the art of backline play that when he was recalled by Boston in time for the playoffs, he stood out in the post-season games with Toronto. Frank Boucher, a spectator at the playoffs, interested himself in Steve and purchased him from the Bruins. Eddie Shore, Boston's immortal all-time defenseman, was also taking in that series, and it still puzzles him how the Rangers were able to talk the Bruins out of the young man. Kraftcheck is a low-slung husky who hits hard, likes the going rough. His development is

not yet complete, but his ruggedness and aptitude make him a potential star. He's married, works as a welder in the off-season.

**Ed Kullman** is blond, squat and scrappy. Twice he has been acquired by the Rangers. He was given up reluctantly the first time to Providence in the \$70,000 deal for Allen Stanley in December of '48, then reacquired in the summer of 1950 for two nondescript defensemen. A righthanded shot, he is equally at home on either wing, has the faculty of getting shots off from any position and is known to the trade as a two-way man. That is, he can backcheck, too. For a time he was the Rangers leading scorer last season, but fell off the pace when Edgar Laprade was lost to the team. Credits his backchecking hustle to a former junior coach out of Winnipeg, Joe Rivers. This ice savant stressed the importance of covering one's check. A veteran of three years in the RCAF, Eddie is married and No. 1 father on the team with four children—the youngest, twin girls. Operates a garage service business in the off-season in Winnipeg.



**Edgar Laprade** belongs with the top-ranking centers of the post-war era. A slick stylist and tireless worker, he won the Calder Trophy in 1945-46 and the Lady Byng the next. Does more to control the puck than anybody else you could name. Half way through last season he rammed into the boards in center ice with only two seconds of a game to go, suffered a compound fracture of the left fibula bone and missed the remainder of the campaign. In his absence Tony Leswick, now with Detroit, went 27 straight games without a goal, underlining Eager Edgar's value. At the time of his injury the Rangers were unbeaten in 13 of 17 starts. His penalty killing is so artistic that once, while the Rangers were short-handed, he clicked for two goals in a space of 48 seconds. It is Frank Boucher's opinion that Laprade makes more scoring chances for himself than any other player in the NHL. Edgar lives in Port Arthur, Ont., operates a hotel in the off-season. He is married, has three daughters.



**Jack McLeod** rates as the hard luck kid of the team. He joined the Rangers half-way through the 1949-50 season, direct from junior ranks in Moose Jaw, with a record of having survived an attack of polio at the age of seven and a fractured vertebra playing football in school. He had hardly tasted his first cup of coffee as a big leaguer when he suffered a broken nose in practice. Last season he was put on the shelf for 10 weeks with a broken collarbone, then came down with an appendicitis attack that necessitated an operation last August. A clever stickhandler at center and wing, he is still regarded as an outstanding prospect whose airplane excursions (he's a licensed pilot) give the management the heebie-jeebies. Jack is married, plays a lot of baseball in the prairie provinces in the summer.





**Nick Mickoski**, only 20-goal scorer on the team last year, seems headed for the hockey heights. Big, strong and fast, he has a wicked backhand slap shot and can bulldoze his way through a brick wall when he's right. Enjoyed the biggest night of his career last Xmas Eve when he poured in four goals after setting up the first in a 6-1 victory over Chicago. Twice in the last two seasons he was retarded by dislocations of the right shoulder. An operation to correct this disability was performed on Nick soon after the season ended, and after a summer of golf, he feels better than ever. Nick came up through the Ranger chain, from the New York Rovers to the New Haven Ramblers to the NHL. In addition to hockey, he played football, baseball and basketball during his school years in Winnipeg. Of Ukranian descent, he celebrated his 23rd birthday on Pearl Harbor Day. He's single.



**Don Raleigh**, glib, skeletonized center, known to the trade as an upper class money player ever since the playoffs of 1950, during which he scored the sudden-death goal in two successive games of the final series. "Bones" to his mates, he had one brief whirl with the Rangers in 1943-44, at 17, then returned after two years at the University of Manitoba and one in the Army. His strong finish last season (he scored the hat trick plus an assist in a key game with the Canadiens which ended in a disappointing 5-5 tie) earned him the West Side Association trophy as the year's most valuable Ranger. He holds the NHL record for the fastest three assists—in 81 seconds. Has one four-goal night and three hat tricks. Off-the-ice interests include music, books, Civil War history, geometry and the gals. Once he drove all the way from Western Canada to the Southern battlefields of the Civil War in order to get some first-hand experience on how it feels to sleep on the historic sod. He's single.



**Chuck Rayner**, the league's MVP two seasons ago, was not quite so effective last season. But no other goalie took half the beating Chuck did. Six different times he was cut across the face or scalp and had to be stitched up. Once he was hit in the jaw by a screen shot, losing three teeth. Another time it was his knee, again a pulled abdominal muscle that caused him to wear a girdle. Finally, in March, with the Rangers favored for a playoff spot, he suffered a bursitis condition of the left shoulder that damaged the team's chances. He broke into the NHL with the old Americans in 1940-41, a Red Dutton discovery, and the Rangers grabbed him when he returned from three years in the Canadian Navy. For a time he alternated with Sugar Jim Henry, his partner in a fishing and hunting lodge in Kenora, Ont., finally winning out as full-time regular. In each of the last two seasons, Chuck picked up a \$500 NHL bonus as second All-Star goalie. It was his opinion that the crease in front of the nets was not sufficiently deep or wide. The league obliged by extending the area in front of the nets. Married to the sister of ex-Ranger Charley Mason, father of a girl.

**Paul Ronty** came to the Rangers this season from Boston in a deal which sent defenseman Gus Kyle to Boston, plus cash and a priority in the purchase of Pentti Lund of Cleveland. Tall, blond, of Finnish descent, Ronty was grabbed out of Toronto midjet ranks by Bruins' scout Hal Cotton. When he moved up the ranks from the Boston Olympics to Hershey to the Bruins, his coaches called him a Bill Cowley with speed. In Boston, he centered the No. 1 line, sometimes called the Pony Line, for two seasons, scoring 20 goals and 29 assists in 60 games his first full year, 23 goals and 36 assists in 70 games the next. Slumped off in his third year and expressed sincere happiness at the change of scenery that brings him to the Garden. A rabid baseball fan and Red Sox rooster, he calls Johnny Pesky his favorite player. Will doubtless switch to Dark, Rizzuto or Reese in New York. He's married, father of a boy.



**Jim Ross**, the biggest man on the squad, also regarded as the sleeper. He comes out of the same Quebec Senior League which produced Reggie Sinclair, and made the second all-star team at defense there. This was his second appearance in the Rangers' training camp, and this time Frank Boucher believes he is ready for the NHL. He was born in Edinburgh, Scotland, home of Haig & Haig, and played his first hockey in Toronto at the age of 11. He went to De La Salle College in Toronto, where Max Quackenbush of Chicago was one of his team mates. He returned to Scotland at the age of 20 for a year of intermediate hockey, then spent the next two in senior amateur hockey in Detroit. He was so impressive at fall training that observers called him a cross between Frank Eddolls and Gus Kyle because he not only employs a deft stick but can be as rough as a coconut shell when the occasion demands. He is an accountant in the off-season, single, and plays plenty of golf in his spare hours.



**Reggie Sinclair** came up unheralded last season out of Sherbrooke in the Quebec Senior League and wound up as the top scoring rookie in the NHL. His 39 points put him in joint ownership of lead on the Rangers. A youngster of unusual determination and aggressiveness, Reggie is equally effective at either wing, though a righthanded shot. Played hockey four seasons at McGill University, but sum total was under 50 games. This, after two seasons lost through RCAF service as a pilot, retarded his progress, but he feels indebted to coach Dave Campbell of McGill for teaching him the rudiments. Campbell also sent up two McGill team mates, Johnny Peirson and Jack Gelineau of Boston. Last summer Sinclair, a quiet, intelligent person, surprised everybody by landing a job as a disk jockey in Sherbrooke. As a rookie he proved pretty convincingly that the Bruins made a mistake in rejecting him as a prospect when he reported to their training camp two years ago. He's married.





**Ed Slowinski**, reporting to camp a trim 189 pounds, 18 less than a year ago, is confident he'll make this his most prolific scoring season in the NHL. If only for Pamela Ann, his baby daughter who arrived in the summer. The Rangers are equally hopeful for Ed if he can stay mad long enough. The big guy always has had the physical and mechanical equipment as one of the loop's largest forwards. He joined the Blue Shirts after two seasons with the Ottawa Senators, but injuries and excess weight delayed his big league start. He was shipped to New Haven, then to St. Paul before getting in a full season with the Rangers in 1949-50 when he scored 14 goals and 23 assists. Married a New York girl.



**Allan Stanley**, one of the league's high-ranking defensemen, came up in a blare of trumpets and a glare of publicity. That was in December, 1948, from Providence, in one of the biggest deals ever made for a minor league player—a \$70,000 deal, it was called. He proved he belonged just as soon as he stepped out in a Ranger suit. Not a showy player, he makes all the plays and makes 'em look easy. His seven goals last season were topped by only one other defenseman, Red Kelly. He played two and a half seasons with the Boston Olympics in the Eastern League, property of the Bruins, before turning pro early in the 1946-47 season. Son of a fire chief in Timmins, Ont. He's single.



**Gaye Stewart**, acquired from Detroit in a straight swap for Tony Leswick, has averaged 24 goals in seven previous NHL seasons with three different clubs. The Rangers haven't had a player who could put 'em in at that rate since Bryan Hextall's pre-war years. Stewart's best season was in 1945-46, after two years in the Canadian Navy, he lit the red lamp 37 times in 50 games for Toronto—a goal-getting record for a Maple Leaf player. Could register only 18 goals in his only Red Wing campaign last year, but a broken thumb in a brush with Leswick, of all people, set him back. He won the Calder trophy in his rookie year, 1942-43, made the all-star team three years later. He's married, has one boy.



**Zello Toppazzini** joined the Rangers in his 21st year, traded in mid-season of the past campaign with Ed Harrison for Dunc Fisher of Boston, and if he didn't come of age as a hockey player he showed plenty of promise. He scored 14 goals, added 14 assists; Fisher had nine goals, 20 assists. The Topper has the size, the skating ability and an intangible opportunism around the nets. An affable, wide-eyed youngster from the nickel-mining town of Copper Cliff, Ont., Toppazzini was signed by Boston scout Cooney Weiland, went from junior hockey to the pros. He shuttled between Hershey and Boston before being traded. Got married in the off-season.

## THE RANGERS IN 1950-51

### FINAL STANDINGS — NATIONAL HOCKEY LEAGUE

	GP	W	L	T	GF	GA	Pts
Detroit Red Wings.....	70	44	13	13	236	139	101
Toronto Maple Leafs .....	70	41	16	13	212	138	95
Montreal Canadiens .....	70	25	30	15	173	184	65
Boston Bruins .....	70	22	30	18	178	197	62
New York Rangers .....	70	20	29	21	169	201	61
Chicago Black Hawks.....	70	13	47	10	171	280	36

### RANGERS vs. EACH OPPONENT

Rangers vs.	GP	W	L	T	GF	GA	Pts
Boston .....	14	2	4	8	33	37	12
Canadiens .....	14	3	5	6	28	41	12
Chicago .....	14	9	2	3	48	29	21
Detroit .....	14	3	8	3	34	51	9
Toronto .....	14	3	10	1	26	43	7
<b>Totals .....</b>	<b>70</b>	<b>20</b>	<b>29</b>	<b>21</b>	<b>169</b>	<b>201</b>	<b>61</b>

### RANGERS vs. EACH OPPONENT — HOME AND AWAY

Rangers vs.	HOME							AWAY						
	GP	W	L	T	GF	GA	Pts	GP	W	L	T	GF	GA	Pts
Boston .....	7	1	2	4	19	19	6	7	1	2	4	14	18	6
Canadiens .....	7	3	1	3	18	17	9	7	0	4	3	10	24	3
Chicago.....	7	5	1	1	24	12	11	7	4	1	2	24	17	10
Detroit ...	7	3	2	2	23	27	8	7	0	6	1	11	24	1
Toronto .....	7	2	5	0	14	22	4	7	1	5	1	12	21	3
<b>Totals</b>	<b>35</b>	<b>14</b>	<b>11</b>	<b>10</b>	<b>98</b>	<b>97</b>	<b>38</b>	<b>35</b>	<b>6</b>	<b>18</b>	<b>11</b>	<b>71</b>	<b>104</b>	<b>23</b>

### RANGER PENALTY RECORD

	Ranger Penalties vs. Each Opponent						Opponents Penalties vs. Rangers					
	Pen	No.	Min.	Maj	Mis	GM	Pen	No.	Min.	Maj	Mis	GM
Boston .....	186	64	53	6	5	0	169	58	47	7	4	0
Canadiens ...	188	78	74	0	4	0	154	77	77	0	0	0
Chicago .....	104	49	47	2	0	0	108	51	49	2	0	0
Detroit .....	121	58	58	1	0	0	82	41	41	0	0	0
Toronto .....	175	68	60	3	4	1	155	62	55	5	2	0
<b>Totals ...</b>	<b>774</b>	<b>317</b>	<b>292</b>	<b>12</b>	<b>13</b>	<b>1</b>	<b>668</b>	<b>289</b>	<b>269</b>	<b>14</b>	<b>6</b>	<b>0</b>

Abbreviations: Pen—penalties in minutes. No—number of penalties. Min—minor penalties. Maj—major penalties. Mis—misconduct penalties. GM—game misconduct penalties.

## INDIVIDUAL GOAL-SCORING RECORDS

### Current Rangers vs. Each NHL Opponent

Lifetime Regular Season Records

	Bost.	Can.	Chi.	Det.	Tor.	Rgrs.*	Total Goals
Gaye Stewart .....	38	21	24	33	14	39	169
Edgar Laprade .....	14	20	28	14	17	—	93
Paul Ronty .....	—	7	14	8	13	13	55
Don Raleigh .....	8	14	20	6	6	—	54
Nick Mickoski .....	10	7	12	7	7	—	43
Ed Slowinski .....	6	4	8	8	9	—	35
Ed Kullman .....	1	10	9	8	5	—	33
Frank Eddolls .....	4	6	1	2	4	3	20
Zellio Toppazzini .....	6	4	6	1	1	2	20
Reg Sinclair .....	2	3	6	4	3	—	18
Allan Stanley .....	0	2	3	6	1	—	12
Jack McLeod .....	3	2	3	1	2	—	11
Jack Evans .....	0	0	0	0	1	—	1

\*Scored when members of other teams.

### 1950-51 Ranger Goals vs. Each NHL Opponent

	Bos.	Can.	Chi.	Det.	Tor.	Total Goals
Nick Mickoski .....	5	4	7	1	3	20
Reg Sinclair .....	2	3	6	4	3	18
Buddy O'Connor .....	4	2	2	7	1	16
Don Raleigh .....	2	4	7	1	1	15
Tony Leswick .....	3	2	2	2	6	15
Ed Slowinski .....	1	2	5	2	4	14
Ed Kullman .....	0	2	6	4	2	14
Zellio Toppazzini .....	6	3	3	1	1	14
Edgar Laprade .....	4	2	2	1	1	10
Allan Stanley .....	0	1	3	3	0	7
Jack McLeod .....	1	0	2	1	1	5
Pat Egan .....	2	0	0	3	0	5
Pentti Lund .....	2	1	1	0	0	4
Frank Eddolls .....	0	1	0	1	1	3
Alex Kaleta .....	2	0	0	1	0	3
Gus Kyle .....	0	0	1	1	0	2
Wally Stanowski .....	0	0	0	1	0	1
Ed Harrison .....	0	0	0	0	1	1
Vic Howe .....	0	0	1	0	0	1
Jack Evans .....	0	0	0	0	1	1
<b>Totals</b> .....	<b>34</b>	<b>27</b>	<b>48</b>	<b>34</b>	<b>26</b>	<b>169</b>

## Current NHL Opponents vs. Rangers

### Lifetime Regular Season Records

#### BOSTON

Woody Dumart .....	44	Johnny Peirson .....	13	Vic Lynn .....	4
Milt Schmidt .....	34	Ed Sandford .....	7	Sil Bettio .....	3
Adam Brown .....	18	Murray Henderson..	6	Dunc Fisher .....	2
Bill Ezinicki .....	19	Ed Kryzanowski .....	5	Hal Laycoe .....	1
Bill Quackenbush .....	13	Dave Creighton .....	4		

#### CANADIENS

Maurice Richard .....	55	Bert Olmstead .....	11	Bernie Geoffrion .....	4
Elmer Lach .....	37	Butch Bouchard .....	7	Odie Lowe .....	3
Billy Reay .....	19	Cal MacKay .....	6	John McCormack.....	2
Ken Mosdell .....	17	Floyd Curry .....	5	Tom Johnson .....	1
Gerry Couture .....	11	Doug Harvey .....	4	Paul Meger .....	1

#### CHICAGO

Doug Bentley .....	55	George Gee .....	17	Clare Martin .....	3
Bill Mosienko .....	39	Pete Babando .....	15	Max Quackenbush ..	2
Roy Conacher .....	35	Jim McFadden .....	12	Al Dewsbury .....	1
Gus Bodnar .....	24	Max McNab .....	8	Bill Gadsby .....	1
Jimmy Peters .....	24	Don Morrison .....	5	Lee Fogolin .....	1
Bep Guidolin .....	23	Jack Stewart .....	4		

#### DETROIT

Ted Lindsay .....	38	Gordie Howe .....	14	Leo Reise .....	6
Sid Abel .....	24	Len Kelly .....	9	Bob Goldham .....	3
Metro Prystai .....	16	Marty Pavelich .....	7	Tony Leswick .....	0

#### TORONTO

Max Bentley .....	49	Cal Gardner .....	12	Ray Timgren .....	4
Ted Kennedy .....	34	Joe Klukay .....	11	Gus Mortson .....	2
Harry Watson .....	26	Bill Barilko .....	8	Jim Thomson .....	2
Sid Smith .....	16	Fernie Flamon .....	6	Fleming Mackell .....	2
Howie Meeker .....	14	Tod Sloan .....	5	Bill Juzda .....	1

### Top Goal Snipers vs. Rangers, 1950-51

Maurice Richard, Canadiens.....	11	Sid Abel, Detroit.....	6
Sid Smith, Toronto.....	10	Cal Gardner, Toronto.....	6
Ted Lindsay, Detroit.....	9	Bert Olmstead, Canadiens.....	5
Metro Prystai, Detroit.....	7	Bep Guidolin, Chicago.....	5
Woody Dumart, Boston.....	6	Ted Kennedy, Toronto.....	5
Gordon Howe, Detroit.....	6	Max Bentley, Toronto.....	5

## Fans Honor Boucher



*Bill, Frank and Bun*

On the memorable night of Feb. 14, 1951, Ranger fans turned out to honor 49-year-old Frank Boucher, 25 years a Ranger as player, coach and manager, for his impressive contributions to the game of hockey.

Tributes were paid by Mayor Vincent R. Impellitteri and former U. S. postmaster-general James A. Farley, chief speakers on the occasion of Boucher's silver anniversary year.

The Mayor presented Boucher with a black Studebaker sedan on behalf of the fans, and Mr. Farley gave him a portfolio of letters from sports figures all over the continent "as a daily reminder of the affection they have and will have for you during your lifetime."

Other gifts included a typewriter from the New York Hockey Writers Association, a television set from the Rangers, a silver set from the Rovers, an oil burner from hometown friends in Mountain, Ont., and others too numerous to mention. Jim Hausman was chairman of the committee.

Of particular interest was the reunion of Boucher and the Cook brothers, Bill and Bun. Together they formed hockey's "first" line—tops for all time. During their titanic tour of NHL duty they scored 522 goals and 510 assists, exclusive of playoffs. Bun Cook now coaches Cleveland, Bill has a similar capacity in Saskatoon.

When these Three Musketeers posed all over again for pictures, Frank said: "As usual, I'm in the middle—in more ways than one."

The nicest gift came later. The Rangers walloped the Chicago Black Hawks, 5-1.



*The Way They Used to Look*

# New York Rangers Farm Clubs

## CINCINNATI MOHAWKS

of the

### American Hockey League

(Working agreement with the New York Rangers)



THE 1950-51 MOHAWKS—Bottom row (l. to r.), Claude Roberts, Ernie Roche, Bob Blake, Gilles Dube, Fred Shero, Jack Gordan, Emile Francis, Fern Perrault. Middle row, Bob Dawes, Bud MacPherson, Paul Bibeault, King Clancy, J. T. Grace, Ralph Nattress, Jack Lancien, Gerry Palmondon. Top row, Rodger Bedard, Tom Manasterski, Johnnie Denise, Ivan Irwin, Jimmy Moore, Tod Campeau, Bert Hershfield, Phil Hergesheimer.

#### Home Rink . . . . . Cincinnati Gardens, Cincinnati, Ohio

President . . . . . Louis Richter	General Manager . . . . . Alex Sinclair
Vice Pres. . . . . J. Thomas Grace	Coach . . . . . Clint Smith
Vice Pres. . . . . Frank J. Selke	Trainer . . . . . Gerry Roche

The Cincinnati Mohawks started the 1950-51 season under a full head of steam that saw them in first and second place until the end of November when they began a gradual descent to the cellar of the Western Division of the American Hockey League where they finished the season.

Queen City dopesters have several reasons for the slump. One line of thought blamed it on the defensive type game they played. Another reason put forth is that the series of injuries that hit the Hawks near the end of the season is all that kept them from making the playoffs.

Cincinnati won 28 games, tied 8 and lost 34 under the leadership of coach King Clancy who is now the Pittsburgh Hornet's mentor. They scored 203 goals and had 228 goals scored against them.

Through the working agreement with the New York Rangers Cincinnati fans are looking forward to a winning team this season. The Rangers have promised several youngsters who should make a big difference. In addition to the new talent Ranger family members Emile Francis, Johnny Denis and Jack Lancien will be back with the Hawks along with three of the Mohawks' own favorites: Ivan Irwin, Claude Robert and Paul Bibeault.

With a good nucleus coach Clint Smith should do well in his first campaign at the helm of Cincinnati.

# THE SASKATOON QUAKERS

of the  
Pacific Coast Hockey League

(Working Agreement with the New York Rangers)



THE 1950-51 QUAKERS—Bottom row (l. to r.), Bob Weist, Jack Shupe, Dr. Barney McPhail, R. M. Cantlon, C. P. De Roche, Ernie Anderson, Bill Ramsden, Murray Parker. Middle row, Red Staley, Mike Shabağa, George Senick, Riley Mullen, Harry Lyone, Jack Gibson, Ken Hunter, Bill Heindle. Top row, Chuck McCullough, Howie Milford, Reg Bentley, Ron Crone, Scotty Clark, Cy Rouse, Alex Kuzma, Larry Zeidel.

## Home Rink . . . . . Saskatoon Arena

President.....	R. M. Cantlon	Physician.....	Dr. Barry McPhail
Vice-Pres. ....	Harry Lyone	Coach .....	Riley Mullen
Sec.-Treas.....	C. P. De Roche	Trainer .....	Scotty Clark

If Saskatoon Quakers, now in the Pacific Coast Professional Hockey League, can do as well this year as they did while operating in the Western Canada Senior League last year there shouldn't be many kicks.

Always well placed in the 1950-51 W.C.S.H.L. race, the Quakers reached their peak at playoff time and breezed through the round-robin playoff against Calgary Stampeders and Edmonton Flyers to win the western championship. They were taken out in the Canadian semi-finals by the Toronto St. Mike's, but their followers were thoroughly satisfied with the triumph against Calgary and Edmonton, who had been grinding Saskatoon into the ice for some years.

Going into professional company the Saskatoon team personnel will be changed considerably, but some of the players of last year will be retained by coach Bill Cook, the old Ranger who rates with the greatest right wings ever to lace on a skate.

Cook made his professional hockey debut in Saskatoon 'way back in the 20's and his return as coach of the current team has created a great deal of interest. With him when he played for the old Saskatoon Sheiks were such other noted stars as his brother Bun, the late George Hainsworth, Newsy Lalonde, Harry Cameron and Leo Reise.

# NEW YORK ROVERS

of the  
Eastern Amateur Hockey League

(Sponsored by the St. Paul Saints)



*THE 1950-51 ROVERS—Front row, l. to r.: Dennis Mooney, George Murphy, Gar Vasey, Bill Wylie, Art Stone, Bill VanDeelen and Julius Rodzinyak. Back row, l. to r.: Phil Watson, coach; Dom Maglio, Steve Brklacich, Leroy Hyssop, Vic Howe, Bob Wood, Don Crough, Jack Lindsay, Bob Manson and Bob Fleischer, trainer.*

**Home Rink . . . . . Madison Square Garden, New York City**

Manager.....Thomas F. Lockhart

Coach .....Lloyd Ailsby                      Trainer .....Bobby Fleischer


Although the New York Rovers finished last in the Eastern Amateur Hockey League last season they were far from disgraced since only two points separated them from the top club. The final standings showed Johnstown and Boston with 55 points while the Rovers and Atlantic City had 53 points. The race was so close that the goals scored made the Jets the winner over the Olympics while the Sea Gulls edged out the Red Shirts for third place in the same manner.

The offensive leader of the Rovers last season was little Bill Wylie, now with the Cincinnati Mohawks, who racked up 58 points on 23 goals and 35 assists. Right behind him came Bob Manson with 46 points on 23 goals and 23 assists despite the fact he was hampered by injuries all season. Other key men in the Rover picture were Vic Howe and Bill Kyle both with Saskatoon now, Art Stone, Leroy Hyssop, Dick Kotanen and Dom Maglio.

The league goal tending honors went to Dennis Mooney of the Red Shirts. He posted an average of 3.20 in the nets and turned in one shutout.

This season the Rovers as well as the EAHL have been revamped. The league has grown from four to eight teams with Washington, Philadelphia, Springfield and New Haven the new additions. As for the Rovers only three of last year's squad have returned. Among the departed is Phil Watson, last year's Red Shirt coach. In his place Tom Lockhart has engaged Lloyd Ailsby in a player-coach capacity. Ailsby will be remembered by Rover fans as a former Red Shirt player. He plays defense and forward and has been a member of the Ranger organization for eleven years playing with Philadelphia, New Haven, St. Paul and the Rovers.

## CLASH OF THE TITANS



*Leo Reise, Detroit's big defenseman, seems none too happy about this tangle with Allan Stanley of the Rangers. Allan blocked his path as puck, right, skids harmlessly out of reach.*

# N.Y. RANGERS RECORDS

## **MOST VICTORIES:**

- 29 1941-42 (48-game schedule).  
Home: 19, 1949-50 (35 games).  
Road: 14, 1941-42 (24 games).  
Playoffs: 8, 1939-40 (12 games).

## **FEWEST VICTORIES:**

- 6 1943-44 (50-game schedule).  
Home: 4, 1943-44 (25 games).  
Road: 2, 1943-44 (25 games).

## **FEWEST LOSSES:**

- 11 1939-40 (48-game schedule).  
Home: 4, 1939-40 (24 games).  
Road: 7, 1928-29 (22 games); 1930-31 (22 games); 1939-40 (24 games).

## **MOST LOSSES:**

- 39 1943-44 (50-game schedule).  
Home: 17, 1943-44 (25 games).  
Road: 22, 1943-44 (25 games).

## **MOST TIES:**

- 21 1950-51 (70-game schedule).  
Home: 10, 1950-51 (35 games).  
Road: 11, 1950-51 (35 games).  
Playoffs: 2, 1934-35 (4 games).

## **FEWEST TIES:**

- 2 1941-42 (48-game schedule).  
Home: 1, 1941-42 (24 games).  
Road: 1, 1934-35 (24 games); 1936-37 (24 games); 1941-42 (24 games); 1943-44 (25 games); 1946-47 (30 games).

## **MOST GOALS:**

- 177 1941-42 (48-game schedule).  
Home: 106, 1946-47 (30 games).  
Road: 86, 1947-48 (30 games).  
Playoffs: 32, 1949-50 (12 games).

## **FEWEST GOALS:**

- 72 1928-29 (44-game schedule).  
Home: 32, 1928-29 (22 games).  
Road: 40, 1928-29 (22 games).

## **MOST ASSISTS:**

- 283 1941-42 (48-game schedule).  
Playoffs: 50, 1949-50 (12 games).

## **FEWEST ASSISTS:**

- 45 1926-27 (44-game schedule).

## **MOST SCORING POINTS: (Goals and assists)**

- 460 1941-42 (48-game schedule).  
Playoffs: 82, 1949-50 (12 games).

## **FEWEST SCORING POINTS:**

- 140 1926-27 (44-game schedule).

## **MOST PENALTY MINUTES:**

- 774 1950-51 (70-game schedule).  
Playoffs: 152, 1927-28 (9 games).

**FEWEST PENALTY MINUTES:**

253 1943-44 (50-game schedule).

**FEWEST GOALS AGAINST:**

65 1928-29 (44-game schedule). John Ross Roach, goaltender.  
Home: 22, 1928-29 (22 games). John Ross Roach, goaltender.  
Road: 41, 1926-27 (22 games). Hal Winkler, goaltender, allowed 9 goals; Lorne Chabot allowed 32.

**MOST GOALS AGAINST:**

310 1943-44 (50-game schedule).  
Home: 135, 1943-44 (25 games).  
Road: 175, 1943-44 (25 games).  
Playoffs: 29, 1949-50 (12 games).

**MOST GAME POINTS: (2 for victory, 1 for tie):**

67 1949-50 (70-game schedule).  
Home: 42, 1949-50 (35 games).  
Road: 29, 1938-39 (24 games).

**FEWEST GAME POINTS:**

17 1943-44 (50-game schedule).  
Home: 12, 1943-44 (25 games).  
Road: 5, 1943-44 (25 games).

**MOST SHUTOUTS:**

13 1928-29 (44-game schedule). John Ross Roach, goaltender.  
Home: 8, 1928-29 (22 games). John Ross Roach, goaltender.  
Road: 7, 1926-27 (22 games). Hal Winkler, goaltender, had 1 shutout; Lorne Chabot had 6.  
Playoffs: 4, 1936-37 (9 games). Dave Kerr, goaltender.

**MOST TIMES SHUT OUT:**

10 1928-29 (44-game schedule).  
Home: 5, 1930-31 (22 games); 1938-39 (24 games).  
Road: 6, 1928-29 (22 games).  
Playoffs: 2, 1927-28 (9 games); 1928-29 (6 games); 1930-31 (4 games); 1936-37 (9 games).

**LONGEST WINNING STREAK:**

10 1939-40. Began December 19 with 5-2 victory over Canadiens. Ended January 14 when defeated by Chicago, 2-1. (Rangers then won next five in row for overall record of 15 victories in 16 games.)

**LONGEST HOME WINNING STREAK:**

14 1939-40. Began December 19 with 5-2 victory over Canadiens. Ended February 29 when defeated by Chicago, 2-1.

**LONGEST ROAD WINNING STREAK:**

7 1934-35. Began January 12 with 3-1 victory over Americans. Ended February 16 when defeated by Toronto, 5-1.

**LONGEST NON-LOSING STREAK:**

19 1939-40. Won 14 games and tied 5. Began November 23 with 1-1 tie against Canadiens. Ended January 14 when defeated by Chicago, 2-1. (Rangers then won next five in row for overall record of 24 victories or ties in 25 games.)

**LONGEST HOME NON-LOSING STREAK:**

18 1939-40. Won 16 games and tied 2. Began November 28 with 4-1 victory over Detroit. Ended February 29 when defeated by Chicago, 2-1.

**LONGEST ROAD NON-LOSING STREAK:**

11 1939-40. Won 6 games and tied 5. Began November 5 with 1-1 tie against Detroit. Ended January 14 when defeated by Chicago, 2-1.

**MOST CONSECUTIVE TIE GAMES:**

- 4 1929-30. Tied by Chicago, 1-1, on February 27; by Toronto, 3-3, on March 1; by Detroit, 2-2, on March 2; by Chicago, 2-2, on March 4. (All overtime games.)

**LONGEST LOSING STREAK:**

- 11 1943-44. Began October 30 with 5-2 defeat by Toronto. Ended November 28 with 2-2 tie against Canadiens.

**LONGEST HOME LOSING STREAK:**

- 6 1946-47. Began February 26 with 9-7 defeat by Chicago. Ended March 23 with 4-3 victory over Chicago.

**LONGEST ROAD LOSING STREAK:**

- 10 1943-44. Began October 30 with 5-2 defeat by Toronto. Ended December 25 with 5-3 victory over Toronto.

**LONGEST NON-WINNING STREAK:**

- 21 1943-44. Lost 17 games and tied 4. Began January 23 with 15-0 defeat by Detroit. Continued to end of season.

**LONGEST HOME NON-WINNING STREAK:**

- 10 1943-44. Lost 7 games and tied 3. Began January 30 with 5-3 defeat by Canadiens. Continued to end of season.

**LONGEST ROAD NON-WINNING STREAK:**

- 12 1945-46. Lost 10 games and tied 2. Began November 28 with 5-1 defeat by Boston. Ended February 16 with 6-2 victory over Boston.

**MOST CONSECUTIVE SHUTOUTS:**

- 4 1927-28. Defeated Pittsburgh, 3-0, on February 23; defeated Chicago, 1-0, on February 25; tied by Detroit, 0-0 (10 minutes overtime), on February 26; defeated Toronto, 1-0, on February 28.

(Including final 22 minutes and 38 seconds of game preceding above shutout streak, and opening 25 minutes and 4 seconds of game following streak, Rangers were not scored upon for 297 minutes and 42 seconds.)

**MOST CONSECUTIVE TIMES SHUTOUT:**

- 4 1927-28. Tied by Ottawa, 0-0 (10 minutes overtime), on February 7; tied by Ottawa, 0-0 (10 minutes overtime), on February 9; defeated by Chicago, 3-0, on February 12; defeated by Boston, 2-0, on February 19.

(Including final 37 minutes and 28 seconds of game preceding above scoreless string, and opening 44 minutes and 14 seconds of game following string, Rangers failed to score for 341 minutes and 42 seconds.)

**LONGEST NON-SHUTOUT STREAK:**

- 117 Began November 2, 1940 (opening game of season), with 4-1 victory over Toronto. Ended December 31, 1942, when defeated by Detroit, 2-0.

(Including two playoff games preceding streak, and nine playoff games during streak, Rangers were not shutout in overall total of 128 consecutive games.)

**MOST GOALS, ONE GAME:**

- 11 Defeated Americans, 11-5, at Madison Square Garden, March 16, 1939. Defeated Detroit, 11-2, at Madison Square Garden, January 25, 1942.

**GREATEST WINNING MARGIN:**

9 Defeated Canadiens, 9-0, at Madison Square Garden, February 4, 1940. Defeated Detroit, 11-2, at Madison Square Garden, January 25, 1942. Defeated Chicago, 9-0, at Madison Square Garden, January 5, 1947. Defeated Canadiens, 9-0, at Madison Square Garden, January 30, 1949.

**MOST GOALS BY OPPONENT, GREATEST LOSING MARGIN:**

15 Defeated by Detroit, 15-0, at Detroit, January 23, 1944.

**MOST GOALS, ONE GAME, RANGERS AND OPPONENTS:**

19 Defeated by Boston, 10-9, at Boston, March 4, 1944.

**HIGHEST TIE SCORE:**

Toronto vs. Rangers at Madison Square Garden, 6-6, February 3, 1946.

**FASTEST TWO GOALS:**

6 sec. Bun Cook at 17:02 and Bill Cook at 17:08 of first period against Detroit in Madison Square Garden, January 9, 1927. Rangers won, 4-1.

**FASTEST THREE GOALS:**

48 sec. Alex Shibicky at 17:02, Mac Colville at 17:34 and Grant Warwick at 17:50 of second period against Detroit in Madison Square Garden, January 25, 1942. Rangers won, 11-2.

**FASTEST FOUR GOALS:**

2 min. 33 sec. Alex Shibicky at 16:43, Alex Shibicky at 17:42, Lynn Patrick at 18:32 and Alan Kuntz at 19:16 of third period against Americans in Madison Square Garden, January 13, 1942. Rangers won, 9-2.

2 min. 33 sec. Alex Shibicky at 17:02, Mac Colville at 17:34, Grant Warwick at 17:50 and Clint Smith at 19:35 of second period against Detroit in Madison Square Garden, January 25, 1942. Rangers won, 11-2.

**FASTEST FIVE GOALS:**

3 min. 46 sec. Grant Warwick at 15:30, Alex Shibicky at 16:43, Alex Shibicky at 17:42, Lynn Patrick at 18:32 and Alan Kuntz at 19:16 of third period against Americans in Madison Square Garden, January 13, 1942. Rangers won, 9-2.

## **PLAYER RECORDS**

### **RECORDS FOR ONE SEASON**

(Not including playoffs)

**MOST GOALS:**

33 Bill Cook, 1926-27; Bill Cook, 1931-32.  
Playoffs: 8, Cecil Dillon, 1932-33.

**MOST ASSISTS:**

39 Lynn Patrick, 1942-43.  
Playoffs: 7, Neil Colville, 1939-40.

**MOST POINTS:**

62 Frank Boucher, 1929-30.  
Playoffs: 11, Pentti Lund, 1949-50.

**MOST PENALTY MINUTES:**

146 Ching Johnson, 1927-28.  
Playoffs: 46, Ching Johnson, 1927-28.

**MOST POINTS BY DEFENSESMAN:**

35 Ott Heller, 1943-44.  
Playoffs: 7, Allan Stanley, 1949-50.

**FASTEST TWO GOALS:**

10 sec. Murray Murdoch at 10:06 and 10:16 of second period against Chicago in Madison Square Garden, January 16, 1927. Rangers won, 5-4.

**FASTEST THREE GOALS:**

3 min. 5 sec. Tony Leswick at 11:33, 12:03 and 14:38 of second period in Chicago, November 20, 1949. Rangers won, 5-2.

**FASTEST THREE ASSISTS:**

1 min. 21 sec. Don Raleigh at 5:23, 5:43 and 6:46 of first period against Canadiens in Madison Square Garden, November 16, 1947. Rangers won, 4-2.

**CAREER RECORDS**

(Not including playoffs)

**MOST GOALS FOR THE RANGERS:**

228 Bill Cook.  
Playoffs: 16, Frank Boucher.

**MOST ASSISTS FOR THE RANGERS:**

261 Frank Boucher.  
Playoffs: 20, Phil Watson.

**MOST POINTS FOR THE RANGERS:**

413 Frank Boucher.  
Playoffs: 34, Frank Boucher.

**MOST PENALTY MINUTES WITH THE RANGERS:**

798 Ching Johnson.  
Playoffs: 159, Ching Johnson.

**MOST GAMES WITH THE RANGERS:**

647 Ott Heller  
Playoffs: 61, Ott Heller.

**MOST CONSECUTIVE GAMES WITH THE RANGERS:**

508 Murray Murdoch. Including 55 playoff games, Murdoch participated in 563 consecutive games for the Rangers.

**MOST SHUTOUTS BY GOALTENDER WITH THE RANGERS:**

40 Dave Kerr.  
Playoffs: 7, Dave Kerr.

**MOST SEASONS WITH THE RANGERS:**

15 Ott Heller.

**PARTICIPATED IN MOST PLAYOFFS WITH THE RANGERS:**

10 Frank Boucher; Ching Johnson; Murray Murdoch.

**MOST SEASONS SCORED 20 OR MORE GOALS FOR THE RANGERS:**

7 Bryan Hextall.

**MOST SEASONS SCORED 20 OR MORE ASSISTS FOR THE RANGERS:**

6 Frank Boucher; Phil Watson.

**MOST SEASONS SCORED 30 OR MORE POINTS FOR THE RANGERS:**

7 Frank Boucher; Cecil Dillon; Bryan Hextall; Phil Watson.

**MOST CONSECUTIVE SEASONS SCORED 20 OR MORE**

**GOALS FOR THE RANGERS:**

6 Bryan Hextall.

**MOST CONSECUTIVE SEASONS SCORED 20 OR MORE**

**ASSISTS FOR THE RANGERS:**

6 Frank Boucher; Phil Watson.

**MOST CONSECUTIVE SEASONS SCORED 30 OR MORE**

**POINTS FOR THE RANGERS:**

7 Cecil Dillon.

## LIFETIME LEADERS

The following is a compilation which shows the all-time leaders of the Rangers in the various departments of the game. In all cases, records are for action with the Rangers only and do not include play with other NHL clubs.

### REGULAR SEASON

<i>Player</i>	<i>Goals</i>
Bill Cook .....	228
Bryan Hextall .....	187
Cecil Dillon .....	160
Bun Cook .....	154
Frank Boucher .....	152
Lynn Patrick .....	145
Butch Keeling .....	136
Phil Watson .....	127
Grant Warwick .....	117
Tony Leswick .....	113
Alex Shibicky .....	110

#### ASSISTS

<i>Player</i>	<i>Assists</i>
Frank Boucher .....	261
Phil Watson .....	233
Lynn Patrick .....	190
Ott Heller .....	176
Bryan Hextall .....	175
Neil Colville .....	166
Bun Cook .....	139
Bill Cook .....	138
Edgar Laprade .....	125
Cecil Dillon .....	121
Cecil Dillon .....	121
Grant Warwick .....	116
Clint Smith .....	115
Murray Murdoch .....	108

#### POINTS

<i>Player</i>	<i>Points</i>
Frank Boucher .....	413
Bill Cook .....	366
Bryan Hextall .....	362
Phil Watson .....	360
Lynn Patrick .....	335
Bun Cook .....	293
Cecil Dillon .....	281
Neil Colville .....	265
Grant Warwick .....	233
Ott Heller .....	231
Edgar Laprade .....	218
Tony Leswick .....	202

#### PENALTIES

<i>Player</i>	<i>Minutes</i>
Ching Johnson .....	798
Phil Watson .....	471
Ott Heller .....	465
Bun Cook .....	436
Tony Leswick .....	420
Bill Cook .....	386
Earl Seibert .....	338

### PLAYOFFS

<i>Player</i>	<i>Goals</i>
Frank Boucher .....	16
Bun Cook .....	15
Bill Cook .....	13
Cecil Dillon .....	13
Alex Shibicky .....	12

#### ASSISTS

<i>Player</i>	<i>Assists</i>
Phil Watson .....	20
Neil Colville .....	19
Frank Boucher .....	18
Murray Murdoch .....	12
Alex Shibicky .....	12

#### POINTS

<i>Player</i>	<i>Points</i>
Frank Boucher .....	34
Phil Watson .....	27
Neil Colville .....	26
Bill Cook .....	24
Alex Shibicky .....	24

#### PENALTIES

<i>Player</i>	<i>Minutes</i>
Ching Johnson .....	159
Bill Cook .....	72
Babe Pratt .....	70
Ott Heller .....	61
Art Coulter .....	50

#### GAMES PLAYED

<i>Player</i>	<i>Games</i>
Ott Heller .....	61
Murray Murdoch .....	55
Frank Boucher .....	54
Ching Johnson .....	54
Butch Keeling .....	47

### REGULAR SEASON (Con't.)

#### GAMES PLAYED

<i>Player</i>	<i>Games</i>
Ott Heller .....	647
Phil Watson .....	546
Frank Boucher .....	533
Murray Murdoch .....	508
Butch Keeling .....	496
Bill Cook .....	475
Neil Colville .....	463
Lynn Patrick .....	455

## SEASONAL LEADERS

Leading records by Rangers for one season's activity in the various departments of the game, and records for one year's playoff competition follow:

### REGULAR SEASON

#### GOALS

Player	Goals	Year
Bill Cook .....	33	1926-27
Bill Cook .....	33	1931-32
Lynn Patrick .....	32	1941-42
Bill Cook .....	30	1930-31
Bill Cook .....	29	1929-30
Bill Cook .....	28	1932-33
Bryan Hextall.....	27	1942-43
Tony Leswick.....	27	1946-47

#### ASSISTS

Player	Assists	Year
Lynn Patrick .....	39	1942-43
Phil Watson .....	37	1941-42
Frank Boucher....	36	1929-30
B. O'Connor .....	36	1947-48
Edgar Laprade....	34	1947-48
Bryan Hextall.....	33	1943-44
Frank Boucher....	32	1934-35
Bryan Hextall.....	32	1941-42
Bryan Hextall.....	32	1942-43

#### POINTS

Player	Points	Year
Frank Boucher....	62	1929-30
Lynn Patrick .....	61	1942-43
B. O'Connor .....	60	1947-48
Bill Cook .....	59	1929-30
Bryan Hextall.....	59	1942-43
Bryan Hextall.....	56	1941-42
Lynn Patrick .....	54	1941-42
Bryan Hextall.....	54	1943-44
Ab DeMarco .....	54	1944-45
Phil Watson .....	52	1941-42

#### PENALTIES

Player	Minutes	Year
Ching Johnson	146	1927-28
Gus Kyle .....	143	1949-50
Ching Johnson	127	1932-33
Tony Leswick .....	112	1950-51
Ching Johnson	106	1931-32
Jack Evans .....	95	1950-51
Doug Brennan	94	1932-33
Earl Seibert .....	92	1932-33
Gus Kyle .....	92	1950-51
Earl Seibert .....	88	1931-32
Ed Kullman .....	88	1950-51
Ching Johnson	86	1933-34
Earl Seibert .....	86	1934-35

### PLAYOFFS

#### GOALS

Player	Goals	Year
Cecil Dillon .....	8	1932-33
Frank Boucher....	7	1927-28
Bun Cook .....	6	1931-32
Pentti Lund .....	6	1949-50

#### ASSISTS

Player	Assists	Year
Neil Colville.....	7	1939-40
Frank Boucher....	6	1931-32
Phil Watson .....	6	1939-40
Ed Slowinski .....	6	1949-50

#### POINTS

Player	Points	Year
Pentti Lund .....	11	1949-50
Cecil Dillon .....	10	1932-33
Frank Boucher....	9	1931-32
Phil Watson .....	9	1939-40
Neil Colville .....	9	1939-40
Don Raleigh .....	9	1949-50

#### PENALTIES

Player	Minutes	Year
Ching Johnson	46	1927-28
Paul Thompson	30	1927-28
Gus Kyle .....	30	1949-50
Bill Cook .....	26	1927-28
Ching Johnson	26	1928-29

### REGULAR SEASON DEFENSEMEN

#### GOALS

Player	Goals	Year
Earl Seibert .....	13	1933-34
Ching Johnson....	10	1927-28
Babe Siebert .....	9	1932-33
Bob Dill .....	9	1944-45


#### ASSISTS

Player	Assists	Year
Ott Heller .....	27	1943-44
Babe Pratt .....	24	1941-42
Ott Heller .....	23	1938-39
Babe Pratt .....	19	1938-39

#### POINTS

Player	Points	Year
Ott Heller .....	35	1943-44
Babe Pratt .....	28	1941-42
Earl Seibert .....	25	1934-35
Earl Seibert .....	23	1933-34
Ott Heller .....	23	1938-39

## THE ROCKET FIZZLES OUT ON THIS RUSH



*Maurice Richard, spectacular right wing of the Montreal Canadiens and top sniper against the Rangers in 1950-51 with 11 goals, hits the deck as ex-Ranger Gus Kyle crashes into him. That's another ex-Ranger, Tony Leswick, missing a shot at Richard. Rangers' Eddie Kullman is on right.*

## RANGERS ALL-TIME WON-AND-LOST RECORD

Year	G	W	L	T	GF	GA	Pts	Pos. Finished in NHL Race*	NHL Champion*
1926-27.....	44	25	13	6	95	72	56	First	Rangers
1927-28.....	44	19	16	9	94	79	47	Second	Boston
1928-29.....	44	21	13	10	72	65	52	Second	Boston
1929-30.....	44	17	17	10	136	143	44	Third	Boston
1930-31.....	44	19	16	9	106	87	47	Third	Boston
1931-32.....	48	23	17	8	134	112	54	First	Rangers
1932-33.....	48	23	17	8	135	107	54	Third	Boston
1933-34.....	48	21	19	8	120	113	50	Third	Detroit
1934-35.....	48	22	20	6	137	139	50	Third	Boston
1935-36.....	48	19	17	12	91	96	50	Fourth	Detroit
1936-37.....	48	19	20	9	117	106	47	Third	Detroit
1937-38.....	48	27	15	6	149	96	60	Second	Boston
1938-39.....	48	26	16	6	149	105	58	Second	Boston
1939-40.....	48	27	11	10	136	77	64	Second	Boston
1940-41.....	48	21	19	8	143	125	50	Fourth	Boston
1941-42.....	48	29	17	2	177	143	60	First	Rangers
1942-43.....	50	11	31	8	161	253	30	Sixth	Detroit
1943-44.....	50	6	39	5	162	310	17	Sixth	Canadiens
1944-45.....	50	11	29	10	154	247	32	Sixth	Canadiens
1945-46.....	50	13	28	9	144	191	35	Sixth	Canadiens
1946-47.....	60	22	32	6	167	186	50	Fifth	Canadiens
1947-48.....	60	21	26	13	176	201	55	Fourth	Toronto
1948-49.....	60	18	31	11	133	172	47	Sixth	Detroit
1949-50.....	70	28	31	11	170	189	67	Fourth	Detroit
1950-51.....	70	20	29	21	169	201	61	Fifth	Detroit
<b>Totals.....</b>	<b>1268</b>	<b>508</b>	<b>539</b>	<b>221</b>	<b>3427</b>	<b>3615</b>	<b>1237</b>		

\*From 1926-27 through 1937-38, listing refer to American Division only.

### WON-AND-LOST RECORD: HOME-AND-AWAY

Year	Home							Road						
	G	W	L	T	GF	GA	Pts	G	W	L	T	GF	GA	Pts
1926-27...	22	13	5	4	46	31	30	22	12	8	2	49	41	26
1927-28...	22	10	8	4	47	36	24	22	9	8	5	47	43	23
1928-29...	22	12	6	4	32	21	28	22	9	7	6	40	44	24
1929-30...	22	11	5	6	79	54	28	22	6	12	4	57	89	16
1930-31...	22	10	9	3	58	43	23	22	9	7	6	48	44	24
1931-32...	24	13	7	4	66	54	30	24	10	10	4	68	58	24
1932-33...	24	12	7	5	64	55	29	24	11	10	3	71	52	25
1933-34...	24	11	7	6	58	47	28	24	10	12	2	62	66	22
1934-35...	24	11	8	5	69	64	27	24	11	12	1	68	75	23
1935-36...	24	11	6	7	49	42	29	24	8	11	5	42	54	21
1936-37...	24	9	7	8	55	46	26	24	10	13	1	62	60	21
1937-38...	24	15	5	4	82	50	34	24	12	10	2	67	46	26
1938-39...	24	13	8	3	70	48	29	24	13	8	3	79	57	29
1939-40...	24	17	4	3	82	33	37	24	10	7	7	54	44	27
1940-41...	24	13	7	4	85	60	30	24	8	12	4	58	65	20
1941-42...	24	15	8	1	97	72	31	24	14	9	1	80	71	29
1942-43...	25	7	13	5	83	112	19	25	4	18	3	78	141	11
1943-44...	25	4	17	4	78	135	12	25	2	22	1	84	175	5
1944-45...	25	7	11	7	77	101	21	25	4	18	3	77	146	11
1945-46...	25	8	12	5	72	85	21	25	5	16	4	72	106	14
1946-47...	30	11	14	5	106	100	27	30	11	18	1	61	86	23
1947-48...	30	11	12	7	90	96	29	30	10	14	6	86	105	26

(Cont. P. 32)

1948-49...	30	13	12	5	77	65	31	30	5	19	6	56	107	16
1949-50...	35	19	12	4	89	73	42	35	9	19	7	81	116	25
1950-51...	35	14	11	10	98	97	38	35	6	18	11	71	104	23
Totals	634	290	221	123	1809	1620	703	634	218	318	98	1618	1995	534

### ALL-TIME RECORD AGAINST EACH N.H.L. OPPONENT

Opponent	G	W	L	T	GF	GA	Pts
Boston .....	216	64	110	42	556	701	170
Canadiens .....	198	70	93	35	527	601	175
Chicago .....	216	98	83	35	613	579	231
Detroit .....	216	79	96	41	532	639	199
Toronto .....	198	66	103	29	529	638	161
Americans .....	94	57	23	14	295	189	128
Maroons .....	62	28	21	13	155	150	69
Ottawa .....	32	17	6	9	96	60	43
Philadelphia .....	6	6	0	0	27	9	12
Pittsburgh .....	24	18	3	3	75	40	39
St. Louis .....	6	5	1	0	22	9	10
Totals .....	1268	508	539	221	3427	3615	1237

### ALL-TIME RECORD AGAINST EACH N.H.L. OPPONENT HOME-AND-AWAY

Opponent	Home						
	G	W	L	T	GF	GA	Pts
Boston .....	108	38	44	26	274	295	102
Canadiens .....	99	42	39	18	302	279	102
Chicago .....	108	53	36	19	325	266	125
Detroit .....	108	53	31	24	305	248	130
Toronto .....	99	40	44	15	277	304	95
Americans .....	47	26	13	8	140	102	60
Maroons .....	31	14	10	7	81	75	35
Ottawa .....	16	7	4	5	41	32	19
Philadelphia .....	3	3	0	0	15	5	6
Pittsburgh .....	12	11	0	1	39	11	23
St. Louis .....	3	3	0	0	10	3	6
Totals .....	634	290	221	123	1809	1620	703

Opponent	Road						
	G	W	L	T	GF	GA	Pts
Boston .....	108	26	66	16	282	306	68
Canadiens .....	99	28	54	17	225	322	73
Chicago .....	108	45	47	16	288	313	106
Detroit .....	108	26	65	17	227	391	69
Toronto .....	99	26	59	14	252	334	66
Americans .....	47	31	10	6	155	87	68
Maroons .....	31	14	11	6	74	75	34
Ottawa .....	16	10	2	4	55	28	24
Philadelphia .....	3	3	0	0	12	4	6
Pittsburgh .....	12	7	3	2	36	29	16
St. Louis .....	3	2	1	0	12	6	4
Totals .....	634	218	318	98	1618	1895	534

## RANGERS STANLEY CUP RECORD

Year	Opponent	G	W	L	T	GF	GA	Cup Winner
1926-27	Boston	2	0	1	1	1	3	Ottawa
1927-28	Pittsburgh	2	1	1	0	6	4	
	Boston	2	1	0	1	5	2	
	Maroons	5	3	2	0	5	6	Rangers
1928-29	Americans	2	1	0	1	1	0	
	Toronto	2	2	0	0	3	1	
	Boston	2	0	2	0	1	4	Boston
1929-30	Ottawa	2	1	0	1	6	3	
	Canadiens	2	0	2	0	1	4	Canadiens
1930-31	Maroons	2	2	0	0	8	1	
	Chicago	2	0	2	0	0	3	Canadiens
1931-32	Canadiens	4	3	1	0	13	9	
	Toronto	3	0	3	0	10	18	Toronto
1932-33	Canadiens	2	1	0	1	8	5	
	Detroit	2	2	0	0	6	3	
	Toronto	4	3	1	0	11	5	Rangers
1933-34	Maroons	2	0	1	1	1	2	Chicago
1934-35	Canadiens	2	1	0	1	6	5	
	Maroons	2	0	1	1	4	5	Maroons
1935-36								Detroit
1936-37	Toronto	2	2	0	0	5	1	
	Maroons	2	2	0	0	5	0	
	Detroit	5	2	3	0	8	9	Detroit
1937-38	Americans	3	1	2	0	7	8	Chicago
1938-39	Boston	7	3	4	0	12	14	Boston
1939-40	Boston	6	4	2	0	15	9	
	Toronto	6	4	2	0	14	11	Rangers
1940-41	Detroit	3	1	2	0	6	6	Boston
1941-42	Toronto	6	2	4	0	12	13	Toronto
1942-43								Detroit
1943-44								Canadiens
1944-45								Toronto
1945-46								Canadiens
1946-47								Toronto
1947-48	Detroit	6	2	4	0	12	17	Toronto
1948-49								Toronto
1949-50	Canadiens	5	4	1	0	15	7	
	Detroit	7	3	4	0	17	22	Detroit
Totals		104	51	45	8	224	200	

### RANGERS ALL-TIME PLAYOFF RECORD AGAINST EACH OPPONENT

Opponent	Games	Won	Lost	Tied	Goals For	Goals Against
Boston	19	8	9	2	34	32
Canadiens	15	9	4	2	43	30
Chicago	2	0	2	0	0	3
Detroit	23	10	13	0	49	57
Toronto	23	13	10	0	55	49
Americans	5	2	2	1	8	8
Maroons	13	7	4	2	23	14
Ottawa	2	1	0	1	6	3
Pittsburgh	2	1	1	0	6	4
Totals		104	51	45	224	200

## INDIVIDUAL SCORING STATISTICS YEAR-BY-YEAR

1926-27	GP	G	A	Pts	Pen	Playoffs				
						GP	G	A	Pts	Pen
Bill Cook .....	44	33	4	37	58	2	1	0	1	10
Frank Boucher .....	44	13	15	28	17	2	0	0	0	4
Bun Cook .....	44	14	9	23	42	2	0	0	0	6
Taffy Abel .....	44	8	4	12	78	2	0	1	1	8
Paul Thompson .....	43	7	3	10	12	2	0	0	0	0
Murray Murdoch .....	44	6	4	10	12	2	0	0	0	0
Stan Brown .....	24	6	2	8	14	2	0	0	0	0
Billy Boyd .....	41	4	1	5	40	.....	.....	.....	.....	.....
Ching Johnson .....	27	3	2	5	66	2	0	0	0	8
Leo Bourgault* .....	20	1	1	2	28	2	0	0	0	4
Reg Mackey .....	34	0	0	0	16	1	0	0	0	0
Ollie Reinikka .....	16	0	0	0	0	.....	.....	.....	.....	.....
Lester Patrick .....	1	0	0	0	2	.....	.....	.....	.....	.....
<b>Totals .....</b>	<b>44</b>	<b>95</b>	<b>45</b>	<b>140</b>	<b>385</b>	<b>2</b>	<b>1</b>	<b>1</b>	<b>2</b>	<b>40</b>

\* Also with Toronto, 1926-27.

1927-28	GP	G	A	Pts	Pen	Playoffs				
						GP	G	A	Pts	Pen
Frank Boucher .....	44	23	12	35	14	9	7	1	8	2
Bun Cook .....	44	14	14	28	45	9	2	1	3	8
Bill Cook .....	43	18	6	24	42	9	2	3	5	26
Ching Johnson .....	43	10	6	16	146	9	1	1	2	46
Murray Murdoch .....	44	7	3	10	14	9	2	1	3	12
Paul Thompson .....	41	4	4	8	22	8	0	0	0	30
Alex Gray .....	43	7	0	7	30	9	1	0	1	0
Leo Bourgault .....	37	7	0	7	72	9	0	0	0	10
Billy Boyd .....	43	4	0	4	11	9	0	0	0	4
Laurie Scott .....	23	0	1	1	6	.....	.....	.....	.....	.....
Taffy Abel .....	22	0	1	1	28	9	1	0	1	14
Patsy Callighen .....	36	0	0	0	32	9	0	0	0	0
<b>Totals .....</b>	<b>44</b>	<b>94</b>	<b>47</b>	<b>141</b>	<b>462</b>	<b>9</b>	<b>16</b>	<b>7</b>	<b>23</b>	<b>152</b>

1928-29	GP	G	A	Pts	Pen	Playoffs				
						GP	G	A	Pts	Pen
Frank Boucher .....	44	10	16	26	8	6	1	0	1	0
Bill Cook .....	43	15	8	23	41	6	0	0	0	6
Bun Cook .....	43	13	5	18	70	6	1	0	1	12
Paul Thompson .....	44	10	7	17	38	6	0	2	2	6
Murray Murdoch .....	44	8	6	14	18	6	0	0	0	2
Butch Keeling .....	43	6	3	9	35	6	3	0	3	2
Leo Bourgault .....	44	2	3	5	59	6	0	0	0	0
Sparky Vail .....	18	3	0	3	16	6	0	0	0	2
Taffy Abel .....	44	2	1	3	41	6	0	0	0	8
Myles Lane .....	24	2	0	2	24	.....	.....	.....	.....	.....
Russ Oatman* .....	27	1	1	2	10	6	0	0	0	0
Jerry Carson† .....	10	0	0	0	5	5	0	0	0	0
Billy Boyd .....	11	0	0	0	5	.....	.....	.....	.....	.....
Ching Johnson .....	9	0	0	0	14	6	0	0	0	26
<b>Totals .....</b>	<b>44</b>	<b>72</b>	<b>50</b>	<b>122</b>	<b>384</b>	<b>6</b>	<b>5</b>	<b>2</b>	<b>7</b>	<b>64</b>

\* Also with Maroons, 1928-29.

† Also with Canadiens, 1928-29.

1929-30	GP	G	A	Pts	Pen
Frank Boucher	42	26	36	62	16
Bill Cook	44	29	30	59	56
Bun Cook	43	24	18	42	55
Butch Keeling	44	19	7	26	34
Murray Murdoch	44	13	13	26	22
Paul Thompson	44	7	12	19	36
Leo Bourgault	44	7	6	13	54
Ching Johnson	30	3	3	6	82
Roy Goldsworthy	44	4	1	5	16
Leo Quenneville	25	0	3	3	10
Ralph Taylor*	24	2	0	2	28
Sparky Vail	32	1	1	2	2
Orville Heximer	19	1	0	1	4
Leo Reise	14	0	1	1	8
Bill Regan	10	0	0	0	4
Harry Foster	31	0	0	0	10
Totals	44	136	131	267	437

\* Also with Chicago, 1929-30.

1930-31	GP	G	A	Pts	Pen
Bill Cook	44	30	12	42	39
Frank Boucher	44	12	27	39	20
Bun Cook	44	18	17	35	72
Butch Keeling	44	13	9	22	35
Murray Murdoch	44	7	7	14	8
Paul Thompson	44	7	7	14	36
Joe Jerwa	33	4	7	11	72
Cecil Dillon	25	7	3	10	8
Ching Johnson	44	2	6	8	77
Frank Waite	17	1	3	4	4
Henry Maracle	11	1	3	4	2
Bill Regan	42	2	1	3	49
Eddie Rodden	24	0	3	3	8
Gene Carrigan	33	2	0	2	13
Leo Bourgault*	10	0	1	1	6
Frank Peters	44	0	0	0	59
Ernie Kenny	6	0	0	0	0
Sam McAdam	4	0	0	0	0
Totals	44	106	106	212	508

\* Also with Ottawa, 1930-31.

1931-32	GP	G	A	Pts	Pen
Bill Cook	48	33	14	47	33
Cecil Dillon	48	23	15	38	22
Frank Boucher	48	12	23	35	18
Bun Cook	45	14	20	34	43
Art Somers	48	11	15	26	45
Murray Murdoch	48	5	16	21	32
Butch Keeling	48	17	3	20	38
Ching Johnson	47	3	10	13	106
Norman Gainor	46	3	9	12	9
Earl Seibert	44	4	6	10	88
Doug Brennan	38	4	3	7	40
Vic Desjardins	48	3	3	6	16
Ott Heller	21	2	2	4	9
Hib Milks	45	0	4	4	12
Totals	48	134	143	277	511

Playoffs				
GP	G	A	Pts	Pen
3	1	1	2	0
4	0	1	1	11
4	2	0	2	10
4	0	3	3	8
4	3	0	3	6
4	0	0	0	2
3	1	1	2	6
4	0	0	0	14
4	0	0	0	2
3	0	0	0	0
4	0	0	0	10
4	0	0	0	0
4	0	0	0	16
4	0	0	0	0
4	7	6	13	77

Playoffs				
GP	G	A	Pts	Pen
4	3	0	3	4
4	0	2	2	0
4	0	0	0	2
4	1	1	2	0
4	0	2	2	0
4	3	0	3	2
4	0	0	0	4
4	0	1	1	0
4	1	0	1	17
4	0	0	0	2
4	0	0	0	2
4	0	0	0	2
4	0	0	0	2
4	8	6	14	35

Playoffs				
GP	G	A	Pts	Pen
7	3	3	6	2
7	2	1	3	4
7	3	6	9	0
7	6	2	8	12
7	0	1	1	0
7	0	2	2	2
7	2	1	3	12
7	2	0	2	24
7	0	0	0	2
7	1	2	3	14
7	1	0	1	10
6	0	0	0	0
7	3	1	4	8
6	0	0	0	0
7	23	19	42	90

1932-33	GP	G	A	Pts	Pen	Playoffs				
						GP	G	A	Pts	Pen
Bill Cook .....	48	28	22	50	51	8	3	2	5	4
Bun Cook .....	48	22	15	37	35	8	2	0	2	4
Frank Boucher .....	46	7	28	35	4	8	2	2	4	6
Cecil Dillon .....	48	21	10	31	12	8	8	2	10	6
Art Somers .....	48	7	15	22	28	8	1	4	5	8
Babe Siebert .....	42	9	10	19	38	8	1	0	1	12
Ching Johnson .....	48	8	9	17	127	8	1	0	1	14
Murray Murdoch .....	48	5	11	16	23	8	3	4	7	2
Ozzie Asmundson .....	48	5	10	15	20	8	0	2	2	4
Butch Keeling .....	47	8	6	14	22	8	0	2	2	8
Ott Heller .....	40	5	7	12	31	8	3	0	3	10
Doug Brennan .....	48	5	4	9	94	8	0	0	0	11
Earl Seibert .....	45	2	3	5	92	8	1	0	1	14
Carl Voss* .....	9	2	1	3	4	.....	.....	.....	.....	.....
Gordon Pettinger .....	35	1	2	3	18	8	0	0	0	0
Totals .....	48	135	153	288	599	8	25	18	43	103

\* Also with Detroit, 1932-33.

1933-34	GP	G	A	Pts	Pen	Playoffs				
						GP	G	A	Pts	Pen
Frank Boucher .....	48	14	30	44	4	2	0	0	0	0
Cecil Dillon .....	48	13	26	39	10	2	0	1	1	2
Bun Cook .....	48	18	15	33	36	2	0	0	0	2
Murray Murdoch .....	48	17	10	27	29	2	0	0	0	0
Bill Cook .....	48	13	13	26	21	2	0	0	0	2
Earl Seibert .....	48	13	10	23	66	2	0	0	0	4
Butch Keeling .....	48	15	5	20	20	2	0	0	0	0
Vic Ripley* .....	35	5	12	17	10	2	1	0	1	4
Ozzie Asmundson .....	46	2	6	8	8	1	0	0	0	0
Ching Johnson .....	48	2	6	8	86	2	0	0	0	4
Ott Heller .....	48	2	5	7	29	2	0	0	0	0
Dan Cox† .....	15	5	0	5	2	.....	.....	.....	.....	.....
Art Somers .....	8	1	2	3	5	2	0	0	0	0
Duke Dutkowski‡ .....	29	0	3	3	16	2	0	0	0	0
Jean Pusie .....	19	0	2	2	17	.....	.....	.....	.....	.....
Babe Siebert* .....	13	0	1	1	18	.....	.....	.....	.....	.....
Albert Leduc† .....	7	0	0	0	6	.....	.....	.....	.....	.....
Lorne Carr .....	14	0	0	0	0	.....	.....	.....	.....	.....
Doug Brennan .....	37	0	0	0	18	1	0	0	0	0
Totals .....	48	120	146	266	401	2	1	1	2	18

\* Also with Boston, 1933-34.

† Also with Ottawa, 1933-34.

‡ Also with Americans, 1933-34.

1934-35	GP	G	A	Pts	Pen	Playoffs				
						GP	G	A	Pts	Pen
Frank Boucher .....	48	13	32	45	2	4	0	3	3	0
Bill Cook .....	48	21	15	36	23	4	1	2	3	7
Cecil Dillon .....	48	25	9	34	4	4	2	1	3	0
Bun Cook .....	48	13	21	34	26	4	2	0	2	0
Murray Murdoch .....	48	14	15	29	14	4	0	2	2	4
Earl Seibert .....	48	6	19	25	86	4	0	0	0	6
Lynn Patrick .....	48	9	13	22	17	4	2	2	4	0
Bert Connolly .....	47	10	11	21	23	4	1	0	1	0

1934-35 (con't)	GP	G	A	Pts	Pen	Playoffs				
						GP	G	A	Pts	Pen
Butch Keeling .....	47	15	4	19	14	4	2	1	3	0
Charlie Mason .....	46	5	9	14	14	4	0	1	1	0
Ott Heller .....	47	3	11	14	31	4	0	1	1	4
Ching Johnson .....	26	2	3	5	34	3	0	0	0	2
Art Somers .....	41	0	5	5	4	2	0	0	0	2
Alex Levinsky* .....	20	0	4	4	6	.....	.....	.....	.....	.....
Vic Ripley† .....	4	0	2	2	2	.....	.....	.....	.....	.....
Bill MacKenzie .....	20	1	0	1	10	3	0	0	0	0
Harold Starr‡ .....	30	0	0	0	26	4	0	0	0	2
Totals .....	48	137	173	310	336	4	10	13	23	27

\* Also with Chicago, 1934-35.  
 † Also with Detroit, 1934-35.  
 ‡ Also with St. Louis, 1934-35.

1935-36	GP	G	A	Pts	Pen	1935-36(con't)	GP	G	A	Pts	Pen
C. Dillon .....	48	18	14	32	12	C. Mason.....	28	1	5	6	30
F. Boucher... ..	48	11	18	29	2	E. Seibert* ..	17	2	3	5	6
L. Patrick ... ..	48	11	14	25	29	M. Colville... ..	18	1	4	5	6
B. Keeling... ..	47	13	5	18	22	B. Connolly ..	25	2	2	4	10
Bill Cook .....	44	7	10	17	16	V. Ayres .....	28	0	4	4	38
G. Brydson* ..	30	4	12	16	7	B. Pratt .....	17	1	1	2	16
O. Heller .....	43	2	11	13	40	P. Watson.....	24	0	2	2	24
M. Murdoch ..	48	2	9	11	9	H. Starr .....	15	0	0	0	12
Bun Cook.....	26	4	5	9	12	N. Colville... ..	1	0	0	0	0
C. Johnson... ..	47	5	3	8	58	J. Cooper.....	1	0	0	0	0
A. Shibicky ..	18	4	2	6	6	Totals... ..	48	91	133	224	387
H. Morenz* ..	18	2	4	6	6	* Also with Chicago, 1935-36.					
A. Coulter* ..	23	1	5	6	26						

1936-37	GP	G	A	Pts	Pen	Playoffs				
						GP	G	A	Pts	Pen
Cecil Dillon .....	48	20	11	31	13	9	0	3	3	0
Phil Watson .....	48	11	17	28	22	9	0	2	2	9
Neil Colville ..	45	10	18	28	33	9	3	3	6	0
Butch Keeling ..	48	22	4	26	18	9	3	2	5	2
Lynn Patrick .....	45	8	16	24	23	9	3	0	3	2
Alex Shibicky ..	47	14	8	22	30	9	1	4	5	0
Frank Boucher ..	44	7	13	20	5	9	2	3	5	0
Mac Colville .....	46	7	12	19	10	9	1	2	3	2
Ott Heller .....	48	5	12	17	42	9	0	0	0	11
Babe Pratt .....	47	8	7	15	23	9	3	1	4	11
Murray Murdoch ..	48	0	14	14	16	9	1	1	2	0
Art Coulter .....	47	1	5	6	27	9	0	3	3	15
Bill Cook .....	21	1	4	5	6	.....	.....	.....	.....	.....
Joe Cooper .....	48	0	3	3	42	9	1	1	2	12
Eddie Wares .....	2	2	0	2	0	.....	.....	.....	.....	.....
Clint Smith .....	2	1	0	1	0	.....	.....	.....	.....	.....
Bryan Hextall ..	3	0	1	1	0	.....	.....	.....	.....	.....
Joe Krol .....	1	0	0	0	0	.....	.....	.....	.....	.....
Ching Johnson ..	34	0	0	0	2	9	0	1	1	4
Totals .....	48	117	145	262	312	9	18	26	44	68

## 1937-38

	GP	G	A	Pts	Pen
Cecil Dillon .....	48	21	18	39	6
Clint Smith .....	48	14	23	37	0
Neil Colville .....	45	17	19	36	11
Alex Shibicky .....	48	17	18	35	26
Lynn Patrick .....	48	15	19	34	24
Phil Watson .....	48	7	25	32	52
Mac Colville .....	48	14	14	28	18
Bryan Hextall .....	48	17	4	21	6
Babe Pratt .....	47	5	14	19	56
Butch Keeling .....	39	8	9	17	12
Ott Heller .....	48	2	14	16	68
Art Coulter .....	43	5	10	15	80
Bobby Kirk .....	39	4	8	12	14
Joe Cooper .....	46	3	2	5	56
Muzz Patrick .....	1	0	2	2	0
Frank Boucher .....	18	0	1	1	2
Dutch Hiller .....	9	0	1	1	2
Larry Molyneaux .....	2	0	0	0	2
Johnny Sherf .....	---	---	---	---	---
Totals .....	48	149	201	350	435

## Playoffs

	GP	G	A	Pts	Pen
---	3	1	0	1	0
---	3	2	0	2	0
---	2	0	1	1	0
---	3	2	0	2	2
---	3	0	1	1	2
---	3	0	2	2	0
---	3	0	2	2	0
---	3	2	0	2	0
---	2	0	0	0	2
---	3	0	1	1	2
---	3	0	1	1	2
---	---	---	---	---	---
---	3	0	0	0	4
---	3	0	0	0	2
---	---	---	---	---	---
---	1	0	0	0	0
---	3	0	0	0	8
---	1	0	0	0	0
---	---	---	---	---	---
Totals .....	3	7	8	15	24

## 1938-39

	GP	G	A	Pts	Pen
Clint Smith .....	48	21	20	41	2
Neil Colville .....	47	18	19	37	12
Phil Watson .....	48	15	22	37	42
Bryan Hextall .....	48	20	15	35	18
Alex Shibicky .....	48	24	9	33	24
Dutch Hiller .....	48	10	19	29	22
Lynn Patrick .....	35	8	21	29	25
Mac Colville .....	48	7	21	28	26
Cecil Dillon .....	48	12	15	27	6
Ott Heller .....	48	0	23	23	42
Babe Pratt .....	48	2	19	21	20
George Allen .....	19	6	6	12	10
Art Coulter .....	44	4	8	12	58
Muzz Patrick .....	48	1	10	11	64
Joe Krol .....	1	1	1	2	0
Bill Carse .....	1	0	1	1	0
Larry Molyneaux .....	43	0	1	1	18
Totals .....	48	149	230	379	389

## Playoffs

	GP	G	A	Pts	Pen
---	7	1	2	3	0
---	7	0	2	2	2
---	7	1	1	2	7
---	7	0	1	1	4
---	7	3	1	4	2
---	7	1	0	1	9
---	7	1	1	2	0
---	7	1	2	3	4
---	1	0	0	0	0
---	7	0	1	1	10
---	7	1	2	3	9
---	7	0	0	0	4
---	7	1	1	2	6
---	7	1	0	1	17
---	---	---	---	---	---
---	6	1	1	2	0
---	7	0	0	0	0
---	---	---	---	---	---
Totals .....	7	12	15	27	74

## 1939-40

	GP	G	A	Pts	Pen
Bryan Hextall .....	48	24	15	39	52
Neil Colville .....	48	19	19	38	22
Phil Watson .....	48	7	28	35	42
Alex Shibicky .....	43	11	21	32	33
Dutch Hiller .....	48	13	18	31	57
Kilby Macdonald .....	44	15	13	28	19
Lynn Patrick .....	48	12	16	28	34
Clint Smith .....	41	8	16	24	2

## Playoffs

	GP	G	A	Pts	Pen
---	12	4	3	7	11
---	12	2	7	9	18
---	12	3	6	9	16
---	11	2	5	7	4
---	12	2	4	6	2
---	12	0	2	2	4
---	12	2	2	4	4
---	12	1	3	4	2

1939-40 (con't)	GP	G	A	Pts	Pen
Mac Colville .....	47	7	14	21	12
Ott Heller .....	47	5	14	19	26
Alfie Pike .....	47	8	9	17	38
Babe Pratt .....	48	4	13	17	61
Art Coulter .....	48	1	9	10	68
Muzz Patrick .....	46	2	4	6	44
Stan Smith .....	1	0	0	0	0
Johnny Polich .....	1	0	0	0	0
Cliff Barton .....	3	0	0	0	0
Totals .....	48	136	209	345	510

Playoffs				
GP	G	A	Pts	Pen
12	3	2	5	6
12	0	3	3	12
12	3	1	4	6
12	3	1	4	18
12	1	0	1	21
12	3	0	3	13
1	0	0	0	0
-----	-----	-----	-----	-----
-----	-----	-----	-----	-----
-----	-----	-----	-----	-----
12	29	39	68	137

1940-41	GP	G	A	Pts	Pen
Bryan Hextall .....	48	26	18	44	16
Lynn Patrick .....	48	20	24	44	12
Neil Colville .....	48	14	28	42	28
Phil Watson .....	40	11	25	36	49
Mac Colville .....	47	14	17	31	18
Clint Smith .....	48	14	11	25	0
Alex Shibicky .....	40	10	14	24	14
Babe Pratt .....	47	3	17	20	52
Alfie Pike .....	48	6	13	19	23
Art Coulter .....	35	5	14	19	42
Dutch Hiller .....	45	8	10	18	20
Ott Heller .....	48	2	16	18	42
Kilby Macdonald .....	47	5	6	11	12
Muzz Patrick .....	47	2	8	10	21
Stan Smith .....	8	2	1	3	0
Herb Foster .....	4	1	0	1	5
Bill Allum .....	1	0	1	1	0
Johnny Polich .....	2	0	1	1	0
Bill Juzda .....	5	0	0	0	2
Totals .....	48	143	224	367	356

Playoffs				
GP	G	A	Pts	Pen
3	0	1	1	0
3	1	0	1	14
3	1	1	2	0
3	0	2	2	9
3	1	1	2	2
3	0	0	0	0
3	1	0	1	2
3	1	1	2	6
3	0	1	1	2
3	0	0	0	14
3	0	0	0	0
3	0	1	1	4
3	1	0	1	0
3	0	0	0	2
-----	-----	-----	-----	-----
-----	-----	-----	-----	-----
-----	-----	-----	-----	-----
-----	-----	-----	-----	-----
-----	-----	-----	-----	-----
-----	-----	-----	-----	-----
-----	-----	-----	-----	-----
-----	-----	-----	-----	-----
-----	-----	-----	-----	-----
-----	-----	-----	-----	-----
3	6	8	14	55

1941-42	GP	G	A	Pts	Pen
Bryan Hextall .....	48	24	32	56	30
Lynn Patrick .....	47	32	22	54	18
Phil Watson .....	48	15	37	52	58
Alex Shibicky .....	45	20	14	34	16
Clint Smith .....	47	10	24	34	4
Grant Warwick .....	44	16	17	33	36
Neil Colville .....	48	8	25	33	37
Mac Colville .....	46	14	16	30	26
Babe Pratt .....	47	4	24	28	65
Alfie Pike .....	34	8	19	27	16
Alan Kuntz .....	31	10	11	21	10
Art Coulter .....	47	1	16	17	31
Bill Juzda .....	45	4	8	12	29
Ott Heller .....	35	6	5	11	22
Hub Macey .....	9	3	5	8	0
Norman Tustin .....	18	2	4	6	0
Norman Burns .....	11	0	4	4	2
Totals .....	48	177	283	460	400

Playoffs				
GP	G	A	Pts	Pen
6	1	1	2	4
6	1	0	1	0
6	1	4	5	6
6	3	2	5	2
5	0	0	0	0
6	0	1	1	2
6	0	5	5	6
6	3	1	4	0
6	1	3	4	24
6	1	0	1	4
6	1	0	1	2
6	0	1	1	4
6	0	1	1	4
6	0	0	0	0
1	0	0	0	0
-----	-----	-----	-----	-----
-----	-----	-----	-----	-----
-----	-----	-----	-----	-----
-----	-----	-----	-----	-----
-----	-----	-----	-----	-----
-----	-----	-----	-----	-----
-----	-----	-----	-----	-----
-----	-----	-----	-----	-----
-----	-----	-----	-----	-----
-----	-----	-----	-----	-----
-----	-----	-----	-----	-----
6	12	19	31	58

1942-43	GP	G	A	Pts	Pen
L. Patrick	50	22	39	61	28
B. Hextall	50	27	32	59	28
P. Watson	46	14	28	42	44
G. Warwick	50	17	18	35	31
C. Smith	47	12	21	33	4
H. Goldup*	35	11	20	21	33
B. K'kpatrick	49	12	12	24	6
A. Pike	41	6	16	22	48
S. Cameron	35	8	11	19	0
Ott Heller	45	4	14	18	14
Vic Myles	45	6	9	15	57
P. Mancuso	21	6	8	14	13

Joe Shack ... 20 5 9 14 6

1943-44	GP	G	A	Pts	Pen
B. Hextall	50	21	33	54	41
D. Hiller	50	18	22	40	15
Ott Heller	50	8	27	35	29
A. DeMarco*	38	14	19	33	2
J. Mahaffy	28	9	20	29	0
O. Aubuchon*	38	16	12	28	4
F. Gauthier	33	14	10	24	0
J. McDonald	43	10	9	19	6
B. Gooden	41	9	8	17	15
G. Warwick	18	8	9	17	14
K. M'donald	24	7	9	16	4
Bob Dill	28	6	10	16	66
F. Boucher	15	4	10	14	2
B. McDonald†	39	5	6	11	14
C. Scherza*	5	3	2	5	11
B. Warwick	13	3	2	5	12
D. Raleigh	15	2	2	4	2
G. Davidson	16	1	3	4	4

1944-45	GP	G	A	Pts	Pen
A. DeMarco	50	24	30	54	10
G. Warwick	52	20	22	42	25
H. Goldup	48	17	25	42	25
F. Thurier	50	16	19	35	14
Fred Hunt	44	13	9	22	6
Joe Shack	50	4	18	22	14
Ants Atanas	49	13	8	21	40
Phil Watson	45	11	8	19	24
Ott Heller	45	7	12	19	26
K. M'donald	36	9	6	15	12
Bob Dill	48	9	5	14	69

1945-46	GP	G	A	Pts	Pen
A. DeMarco	50	20	27	47	20
G. Warwick	45	19	18	37	19
E. Laprade	49	15	19	34	0
P. Watson	49	12	14	26	43
T. Leswick	50	15	9	24	26

1942-43 (con't)	GP	G	A	Pts	Pen
Joe Bell	15	2	5	7	6
Hub Macey	9	3	3	6	0
G. Davidson	35	2	3	5	4
Lin Bend	8	3	1	4	2
B. Gooden	12	0	3	3	0
D. Garrett	23	1	1	2	18
Babe Pratt*	6	0	2	2	6
B. Warwick	1	0	1	1	4
S. Tatchell	1	0	0	0	0
Totals	50	161	256	417	352

\* Also with Toronto, 1942-43.

1943-44 (con't)	GP	G	A	Pts	Pen
R. Leger	7	1	2	2	2
A. Palazzari*	11	2	0	2	0
C. Sands	9	0	2	2	0
T. Dewar	9	0	2	2	4
H. D'Amore	4	1	0	1	2
J. Jamieson	1	0	1	1	0
Archie Fraser	3	0	1	1	0
Tony Demers	1	0	0	0	0
Hank Dyck	1	0	0	0	0
R. McDonald	1	0	0	0	0
L. Mohns	1	0	0	0	0
Jack Mann	3	0	0	0	0
M. Labovitch	5	0	0	0	0
Art Strobel	7	0	0	0	0
Totals	50	162	221	383	253

\* Also with Boston, 1943-44.  
† Also with Toronto, 1943-44.

1944-45 (con't)	GP	G	A	Pts	Pen
B. McDonald	40	2	9	11	0
Jack Mann	6	3	4	7	0
Bill Moe	35	2	4	6	14
C. Scherza	22	2	3	5	18
Guy Labrie	27	2	2	4	14
N. Colville	4	0	1	1	2
Alex Ritson	1	0	0	0	0
L. Wharton	1	0	0	0	0
J. Drummond	2	0	0	0	0
H. Cooper	8	0	0	0	2
Totals	50	154	185	339	315

1945-46 (con't)	GP	G	A	Pts	Pen
Alfie Pike	33	7	9	16	18
A. Shibicky	33	10	5	15	12
L. Patrick	38	8	6	14	30
M. Colville	39	7	6	13	8
C. Gardner	16	8	2	10	2

1945-46 (con't)	GP	G	A	Pts	Pen
N. Colville	49	5	4	9	25
Bill Moe	48	4	4	8	14
R. Trudell	16	3	5	8	4
H. Goldup	19	6	1	7	11
Ott Heller	34	2	3	5	14
C. Russell	17	0	5	5	2
Bill Juzda	32	1	3	4	17
Hal Brown	13	2	1	3	2

1946-47	GP	G	A	Pts	Pen
T. Leswick	59	27	14	41	51
G. Warwick	54	20	20	40	24
E. Laprade	58	15	25	40	9
B. Hextall	60	20	10	30	18
C. Gardner	52	13	16	29	30
C. Russell	54	20	8	28	8
R. Trudell	59	8	16	24	38
N. Colville	60	4	16	20	16
A. DeMarco	44	9	10	19	4
Alfie Pike	31	7	11	18	2
P. Watson	48	6	12	18	17
Bill Moe	59	4	10	14	44
H. Laycoe	58	1	12	13	25
Joe Bell	47	6	4	10	12

1947-48	GP	G	A	Pts	Pen
Buddy O'Connor	60	24	36	60	8
Edgar Laprade	59	13	34	47	7
Tony Leswick	60	24	16	40	76
Phil Watson	54	18	15	33	54
Don Raleigh	52	15	18	33	2
Eddie Kullman	51	15	17	32	32
Grant Warwick	40	17	12	29	30
Cal Gardner	58	7	18	25	71
Bryan Hextall	43	8	14	22	18
Rene Trudell	54	13	7	20	30
Frank Eddolls	58	6	13	19	16
Neil Colville	55	4	12	16	25
Bill Moe	59	1	15	16	31
Bill Juzda	60	3	9	12	70
Ed Slowinski	38	6	5	11	2
Church Russell	19	0	3	3	2
Ronnie Rowe	5	1	0	1	0
Fred Shero	19	1	0	1	2
Jean Lamirande	18	0	1	1	6
Herb Foster	1	0	0	0	0
Larry Kwong	1	0	0	0	0
Hub Anslow	2	0	0	0	0
Bing Juckes	2	0	0	0	0
Fern Perrault	2	0	0	0	0
Billy Taylor	2	0	0	0	0
Duncan Fisher	1	0	1	1	0
Nick Mickoski	2	0	1	1	0
Ken Davies	1	0	0	0	0
Jack Lancien	2	0	0	0	2
Totals	60	176	245	421	480

1945-46 (con't)	GP	G	A	Pts	Pen
M. Patrick	24	0	2	2	4
H. Laycoe	17	0	2	2	6
B. Hextall	3	0	1	1	0
Alan Kuntz	14	0	1	1	2
C. Rayner	40	—	—	—	6
Totals	50	144	147	291	285

1946-47 (con't)	GP	G	A	Pts	Pen
Joe Cooper	59	2	8	10	38
Bill Juzda	45	3	5	8	60
J. Levandoski	8	1	1	2	0
J. Lamirande	14	1	1	2	14
Harry Bell	1	0	1	1	0
J. Denis	6	0	1	1	0
J. Lancien	1	0	0	0	0
N. Larson	1	0	0	0	0
S. White	1	0	0	0	0
Mel Read	6	0	0	0	8
M. Colville	14	0	0	0	8
Totals	60	167	201	368	426

#### Playoffs

GP	G	A	Pts	Pen
6	1	4	5	0
6	1	4	5	0
6	3	2	5	8
5	2	3	5	2
6	2	0	2	2
6	1	0	1	2
5	0	0	0	0
6	1	3	4	0
5	0	0	0	2
2	0	0	0	0
6	1	0	1	6
6	0	0	0	4
1	0	0	0	0
6	0	0	0	9
4	0	0	0	0
1	0	1	1	0
2	0	1	1	0
1	0	0	0	0
2	0	0	0	2
6	12	19	31	43



1950-51	GP	G	A	Pts	Pen	1950-51 (con't)	GP	G	A	Pts	Pen
Reg Sinclair ...	70	18	21	39	70	Alex Kaleta ...	58	3	4	7	26
Don Raleigh...	64	15	24	39	18	W. Stanowski	49	1	5	6	28
B. O'Connor ...	66	16	20	36	0	Gus Kyle .....	64	2	3	5	92
N. Mickoski ...	64	20	15	35	12	Bill Kyle .....	1	0	3	3	0
Ed Slowinski	69	14	18	32	15	Ed Harrison*	6	1	0	1	0
Ed Kullman ...	70	14	18	32	88	Vic Howe .....	3	1	0	1	0
Z. Toppazzini	*55	14	13	27	27	Jack Evans ...	49	1	0	1	95
T. Leswick .....	70	15	11	26	112	Jack Gordan	4	0	1	1	0
E. Laprade .....	42	10	13	23	0	J. Lancieri ...	19	0	1	1	8
Al Stanley ...	70	7	14	21	75	Dunc Fisher*	12	0	0	0	0
Pentti Lund ...	59	4	16	20	6	Bill Wylie ...	1	0	0	0	0
J. McLeod .....	41	5	10	15	2	Bob Wood .....	1	0	0	0	0
Pat Egan .....	70	5	10	15	70	D. Kotanen ...	1	0	0	0	0
F. Eddolls .....	68	3	8	11	24	C. Rayner .....	66	0	0	0	6

\*Also with Boston 1950-51.

## RANGER SCORING LEADERS

Year	Goals	Assists	Points
1926-27.....	Bill Cook 33	Boucher 15	Bill Cook 37
1927-28.....	Boucher 23	Bun Cook 14	Boucher 35
1928-29.....	Bill Cook 15	Boucher 16	Boucher 28
1929-30.....	Bill Cook 29	Boucher 36	Boucher 62
1930-31.....	Bill Cook 30	Boucher 27	Bill Cook 42
1931-32.....	Bill Cook 33	Boucher 23	Bill Cook 47
1932-33.....	Bill Cook 28	Boucher 28	Bill Cook 50
1933-34.....	Bun Cook 18	Boucher 30	Boucher 44
1934-35.....	Dillon 25	Boucher 32	Boucher 45
1935-36.....	Dillon 18	Boucher 18	Dillon 32
1936-37.....	Keeling 22	N. Colville 18	Dillon 31
1937-38.....	Dillon 21	Watson 25	Dillon 39
1938-39.....	Shibicky 24	Heller 23	C. Smith 41
1939-40.....	Hextall 24	Watson 28	Hextall 39
1940-41.....	Hextall 26	N. Colville 28	Hextall 44
			Lynn Patrick 44
1941-42.....	Lynn Patrick 32	Watson 37	Hextall 56
1942-43.....	Hextall 27	Lynn Patrick 39	Lynn Patrick 61
1943-44.....	Hextall 21	Hextall 33	Hextall 54
1944-45.....	DeMarco 24	DeMarco 30	DeMarco 54
1945-46.....	DeMarco 20	DeMarco 27	DeMarco 47
1946-47.....	Leswick 27	Laprade 25	Leswick 41
1947-48.....	O'Connor 24	O'Connor 36	O'Connor 60
	Leswick 24		
1948-49.....	Laprade 18	O'Connor 24	O'Connor 35
1949-50.....	Laprade 22	Leswick 25	Laprade 44
		Raleigh 25	Leswick 44
1950-51.....	Mickoski 20	Raleigh 24	Raleigh 39
			Sinclair 39

## **A Fan Club Is Formed**



In December, 1950, Frank Boucher conceived the idea of bringing the Rangers closer to the fans, and vice versa. He had a letter distributed through the upper regions of the Garden one night, to which was attached a card so that one could signify his intention of joining a Ranger Fan Club.

About 200 letters were passed out. More than 200 names came back. Before the season had ended, patrons from all sections of the Garden flocked to this ice hockey forum and swelled club membership to over 400.

What Boucher proposed to do was this: Have the fans meet the players. Exhibit interesting hockey films. Furnish fans with a regular news letter on the Rangers and the league in general. Listen to gripes and take action on them.

There were no strings, in fact, no dues, and before the year had ended this loyal and enthusiastic group of Ranger fans organized a trip to Boston and rooted the team into a tie with the Bruins.

Boston Garden never before had resounded to such shrill cheers for the visiting team. Nor had Boston Garden ever seen so many banners draping its facades—bedecked with names of opposing players!

At the first scheduled meeting of the club, on Jan. 15, 1951, all members of the team with but two exceptions appeared. Fans tossed all kinds of questions at the players. The playoff films of the season previous were shown. It was an intimate, informal get-together in the Garden's inner sanctum.

At subsequent conventions the fans met with officials, and got a more sympathetic approach to the problem of the referee. Boucher attended the meetings regularly and endeared himself to the fans by his frank admissions and outspoken views on all matters.

An election of officers was held, and the following were appointed: Herb Goren, president; James McKiel, vice-president; Janet Henne, secretary-treasurer; John Scipione, Mike Kamelis, Paul Halberg, executive committee.



# NEW YORK RANGERS HALL OF FAME



## NHL ALL-STARS

(Official All-Star teams were recognized beginning with the 1930-31 season. All-Star coaches were selected through 1945-46.)

Bill Cook, right wing.....	1930-31
Lester Patrick, coach.....	1930-31
Bill Cook, right wing.....	1931-32
Ching Johnson, defense.....	1931-32
Lester Patrick, coach.....	1931-32
Frank Boucher, center.....	1932-33
Bill Cook, right wing.....	1932-33
Ching Johnson, defense.....	1932-33
Lester Patrick, coach.....	1932-33
Frank Boucher, center.....	1933-34
Lester Patrick, coach.....	1933-34
Frank Boucher, center.....	1934-35
Earl Seibert, defense.....	1934-35
Lester Patrick, coach.....	1934-35
Lester Patrick, coach.....	1935-36
Cecil Dillon, right wing.....	1937-38
Lester Patrick, coach.....	1937-38
Bryan Hextall, right wing.....	1939-40
Dave Kerr, goal.....	1939-40
Bryan Hextall, right wing.....	1940-41
Bryan Hextall, right wing.....	1941-42
Lynn Patrick, left wing.....	1941-42
Frank Boucher, coach.....	1941-42

## NHL SCORING CHAMPIONS

### TOTAL POINTS

Bill Cook (37).....	1926-27
Bill Cook (50).....	1932-33
Bryan Hextall (56).....	1941-42

### GOALS

Bill Cook (33).....	1926-27
Bill Cook (33).....	1931-32
Bill Cook (28).....	1932-33
Bryan Hextall (24).....	1939-40
Bryan Hextall (26).....	1940-41
Lynn Patrick (32).....	1941-42

### ASSISTS

Frank Boucher (16).....	1928-29
Frank Boucher (36).....	1929-30
Frank Boucher (28).....	1932-33
Phil Watson (37).....	1941-42

## NHL TROPHY AWARDS

### HART TROPHY

Buddy O'Connor.....	1947-48
Chuck Rayner.....	1949-50

### LADY BYNG TROPHY

Frank Boucher.....	1927-28
Frank Boucher.....	1928-29
Frank Boucher.....	1929-30
Frank Boucher.....	1930-31
Frank Boucher.....	1932-33
Frank Boucher.....	1933-34
Frank Boucher.....	1934-35
Clint Smith.....	1938-39
Buddy O'Connor.....	1947-48
Edgar Laprade.....	1949-50

### VEZINA TROPHY

Dave Kerr.....	1939-40
----------------	---------

### CALDER TROPHY

Kilby Macdonald.....	1939-40
Grant Warwick.....	1941-42
Edgar Laprade.....	1945-46
Pentti Lund.....	1948-49

## STANLEY CUP SCORING LEADERS

### TOTAL POINTS

Frank Boucher (8).....	1927-28
*Butch Keeling (3).....	1928-29
Frank Boucher (9).....	1931-32
Cecil Dillon (10).....	1932-33
*Phil Watson (9).....	1939-40
*Neil Colville (9).....	1939-40
Pentti Lund (11).....	1949-50

### GOALS

Frank Boucher (7).....	1927-28
*Butch Keeling (3).....	1928-29
*Bun Cook (6).....	1931-32
Cecil Dillon (8).....	1932-33
*Pentti Lund (6).....	1949-50

### ASSISTS

Bill Cook (3).....	1927-28
*Paul Thompson (2).....	1928-29
*Butch Keeling (3).....	1929-30
Frank Boucher (6).....	1931-32
*Murray Murdoch (4).....	1932-33
*Art Somers (4).....	1932-33
Neil Colville (7).....	1939-40
*Ed Slowinski (6).....	1949-50

\*Tie

