

BLUE BOOK

1956-57



NEW YORK RANGERS

NEW YORK
RANGERS

1956-57 SCHEDULE



HOME GAMES SHOWN IN HEAVY TYPE

Fri.	Oct. 12	at Chicago	*SAT.	“	5	CHICAGO
Sun.	“	14	at Detroit	SUN.	“	6
WED.	“	17	BOSTON	WED.	“	9
Sat.	“	20	at Montreal	Fri.	“	11
SUN.	“	21	CHICAGO	*Sat.	“	12
WED.	“	24	MONTREAL	SUN.	“	13
SUN.	“	28	TORONTO	Sat.	“	19
Wed.	“	31	at Toronto	Sun.	“	20
Sun.	Nov. 4	at Boston	Wed.	“	23	at Toronto
WED.	“	7	BOSTON	*Sat.	“	26
Thurs.	“	8	at Montreal	Sun.	“	27
SAT.	“	10	DETROIT	WED.	“	30
WED.	“	14	MONTREAL	*SAT. Feb.	2	DETROIT
SAT.	“	17	BOSTON	Sun.	“	3
Sun.	“	18	at Chicago	WED.	“	6
WED.	“	21	TORONTO	Thurs.	“	7
Thurs.	“	22	at Boston	Sat.	“	9
Sat.	“	24	at Montreal	SUN.	“	10
SUN.	“	25	MONTREAL	Thurs.	“	14
WED.	“	28	BOSTON	Sat.	“	16
Thurs.	“	29	at Detroit	SUN.	“	17
SUN.	Dec. 2	TORONTO	WED.	“	20	BOSTON
WED.	“	5	CHICAGO	Sat.	“	23
Sat.	“	8	at Toronto	SUN.	“	24
SUN.	“	9	DETROIT	WED.	“	27
Thurs.	“	13	at Detroit	*Sat. Mar.	2	at Boston
Sat.	“	15	at Toronto	SUN.	“	3
SUN.	“	16	MONTREAL	Thurs.	“	7
Fri.	“	21	at Chicago	Sat.	“	9
SUN.	“	23	TORONTO	SUN.	“	10
Tues.	“	25	at Detroit	WED.	“	13
THURS.	“	27	CHICAGO	Sat.	“	16
Sat.	“	29	at Montreal	SUN.	“	17
MON.	“	31	DETROIT	Sat.	“	23
Tues.	Jan. 1	at Boston	SUN.	“	24	CHICAGO

*Afternoon games.

Sunday games start at 7 P.M., all other night games at 8:30. Saturday afternoon games start at 2 P.M.

FROM THE SPORTS LIBRARY OF
RETROSEASONS  **.com**

www.retroseasons.com/library/

THE
BLUE BOOK



OFFICIAL GUIDE AND RECORD BOOK

of the

NEW YORK RANGERS

HOCKEY CLUB

1956-57

Edited by

HERB GOREN

Published by

NEW YORK RANGERS, INC.

New York

1956-57

PLAYOFF GOAL AT THE GARDEN



Rookie Guy Gendron bursts through the Montreal defense and flips goal past Jacques Plante in third game of Stanley Cup playoff series, tying score. This was homecoming Cup game after Rangers had split two in Montreal. Canadiens went on to win, 3-1, in key game of series.

Whitherward the Rangers?

Our front cover by Willard Mullin, brilliant cartoonist of the New York World Telegram and Sun, suggests the Rangers—on the third rung of the National Hockey League last year—are stepping up in class.

They made quite a move, at that, last season. Picked almost unanimously for the cellar, they confounded the experts by clinging grimly to second place, eventually to settle in third.

It was a great year for all—for Muzz Patrick in his first year as general manager, for Phil Watson starting out as a big league coach, for so many of the players you could virtually name 'em all.

A great year, in short, for everybody except the experts. In one pre-season poll, 15 of 18 selectors couldn't see the Rangers anywhere but at the bottom.

And what about 1956-57? What shall it be?

Well, recently Hockey Pictorial asked six hockey people from the Montreal and Ontario provinces how they viewed the race. And four of them soberly asserted the Rangers would be cut out of the playoff pie. In other words, fifth or sixth.

Why? Was this not a relatively young Ranger team that got so far last season? Was it not strengthened in the off-season? Won't George Sullivan help? Or Gerry Foley? Or some of the other newcomers? Is this the kind of team which figures to fold?

One of the experts put it this way: "I thought Rangers were over their heads last year..."

Over their heads? For 70 games? From October through March? That's a long time to be accused of playing beyond one's normal capacity.

But it is not just one man's opinion. Others have been heard to suggest the Rangers used rabbit's feet for skates and a horseshoe for a puck.

Pinch us, Petunia, maybe it was all a dream. Maybe we were seeing things.

All the time we thought some of those Ranger young fellas were developing into top-grade players, such

as Andy Bathgate and Larry Popein and Dean Prentice and Ron Murphy and Lou Fontinato and Harry Howell.

And we thought some of those other fellas for whom Patrick dealt in the off-season were just as good as Muzz thought they might be under sound coaching—such as Dave Creighton and Andy Heberton and Guy Gendron and Bronco Horvath.

And that Gump Worsley. He couldn't have been too bad. For half a year he was good enough to be picked as the league's most valuable player.

And how about Bill Gadsby. Always a star in Chicago, Bill needed half a season in New York before he adjusted himself to his greatest campaign ever.

Then there was Danny Lewicki. Seems Danny slumped off some. He had to settle for 18 goals. But he played harder, worked harder, coordinated his efforts better, and generally rounded out the kind of season which leads us to believe he's just beginning to catch fire.

We don't want to overlook Wally Hergesheimer either. The little guy made a great comeback before being traded to Chicago.

One solid defenseman we almost overlooked, because you sort of take him for granted, is Jack (Tex) Evans. He bounced back strong.

As this is written, the Rangers have broken camp at Providence and they've invaded the area around the Niagara Peninsula shortly before playing for keeps.

They've got little Camille Henry with them, and the magician might just score a few now and then to mystify the experts that much more.

We asked Coach Watson if he cared to make a prediction. Said Philippe:

"Predictions we leave for the experts. They picked us last a year ago, and they're not much higher on us now. That's okay with me because it takes more than a prophet to win a hockey game. It takes blood, and sweat, and a few goals, too."

NEW YORK RANGERS HOCKEY CLUB



General Kilpatrick



Murray Patrick

President.....General John Reed Kilpatrick
 General Manager.....Murray (Muzz) Patrick
 Coach.....Phil Watson
 Publicist.....Herb Goren
 Club Secretary.....Patrick J. Doyle
 Physician.....Vincent A. Nardiello, M.D.
 Dentist.....Henry H. Weishoff, D.D.S.
 Trainer.....Frank Paice

Home rink.....Madison Square Garden
 Dimensions of rink.....86 feet by 186 feet
 Team colors.....Blue, Red and White

FARM CLUBS

Rhode Island RedsAmerican Hockey League
 Brandon RegalsWestern Hockey League
 Vancouver CanucksWestern Hockey League
 Three Rivers LionsQuebec Hockey League
 New York RoversEastern Hockey League
 Guelph BiltmoresOntario Junior Association
 Prince Albert MintosSaskatchewan Junior League
 Flin Flon BombersSaskatchewan Junior League
 Port Arthur West End BruinsThunder Bay Hockey League
 Winnipeg RangersManitoba Junior League
 Three Rivers RedsQuebec Junior B League
 South PorcupineN. O. H. A. Juveniles
 Leaside TorontoToronto Junior Hockey League

SCOUTS

Jack Humphries (Chief Scout)299 Belsize Drive, Toronto, Ont.
 Denis Ball.....Suite 20, Milan Apts., Winnipeg, Man.
 Edward Bruchet.....316 15th St., Lethbridge, Alta.
 Emilien Houde.....Grandmere, Que.
 Howard Mason.....College Heights, Guelph, Ont.
 Scotty Milne4152 Rumble St., South Burnaby, B. C.
 Roland Nadeau.....60 St. Patrick St., Quebec, Que.
 Al Ritchie.....c/o Canada Customs, Regina, Sask.
 Ernest Smalian.....c/o Edmonton Journal, Edmonton, Alta.
 Wes Trainor.....Grand Falls, Nfd.
 Johnny Walker.....809 Sixth Avenue, North, Saskatoon, Sask.

MEMBER OF THE NATIONAL HOCKEY LEAGUE

League Headquarters
 603 Sun Life Bldg., Montreal, Que., Canada
 Clarence S. Campbell, *President*

National Hockey League Clubs

<i>Team</i>	<i>Rink</i>	<i>City</i>
New York Rangers.....	Madison Square Garden.....	New York City
Boston Bruins.....	Boston Garden.....	Boston, Mass.
Montreal Canadiens.....	Montreal Forum.....	Montreal, Que.
Toronto Maple Leafs.....	Maple Leaf Gardens.....	Toronto, Ont.
Detroit Red Wings.....	Olympia Stadium.....	Detroit, Mich.
Chicago Black Hawks.....	Chicago Stadium.....	Chicago, Ill.

New York Rangers 1956-57 Roster

Player	Pos.	Shoots	Hgt.	Wgt.	Place of Birth	Date of Birth	Home
Andy Bathgate	RW	R	6-0	175	Winnipeg, Man.	Aug. 28, 1932	Vancouver, B. C.
Larry Cahan	D	R	6-0	195	Fort William, Ont.	Dec. 25, 1933	Fort William, Ont.
Dave Creighton	C	L	6-1	182	Port Arthur, Ont.	June 24, 1930	Port Arthur, Ont.
Jack Evans	D	L	6-1	185	Garnant, South Wales	Apr. 21, 1928	Drumheller, Alta.
Gerry Foley	RW	R	5-11	175	Ware, Mass.	Sept. 22, 1932	Garson Mine, Ont.
Lou Fontinato	D	L	6-1	190	Guelph, Ont.	Jan. 20, 1932	Guelph, Ont.
Bill Gadsby	D	L	6-0	190	Calgary, Alta.	Aug. 8, 1927	Calgary, Alta.
Jean Guy Gendron	LW	L	5-9	157	Montreal, P. Q.	Aug. 30, 1934	Montreal, P. Q.
Andy Heberton	RW	L	5-9	180	Winnipeg, Man.	Oct. 3, 1929	Victoria, B. C.
Camille Henry	LW	L	5-10	148	Quebec City, Que.	Jan. 31, 1933	Quebec City, Que.
Bronco Horvath	C	L	5-11	170	Port Colbourne, Ont.	March 12, 1931	Port Colbourne, Ont.
Harry Howell	D	L	6-1	185	Hamilton, Ont.	Dec. 28, 1932	Hamilton, Ont.
Danny Lewicki	LW	L	5-9	165	Fort William, Ont.	March 12, 1931	Toronto, Ont.
Ron Murphy	LW	L	5-11	183	Hamilton, Ont.	April 10, 1933	Hamilton, Ont.
Larry Popein	C	L	5-9	167	Yorkton, Sask.	Aug. 11, 1930	Vancouver, B. C.
Dean Prentice	LW	L	5-11	165	Timmins, Ont.	Oct. 5, 1932	Schumacher, Ont.
George Sullivan	C	L	5-11	160	Peterborough, Ont.	Dec. 24, 1929	Peterborough, Ont.
Lorne Worsley	G	L	5-7	162	Montreal, P. Q.	May 14, 1929	Otterburn Park, P. Q.

RESERVES

James Bartlett	LW	L	5-9	165	Verdun, Que.	May 27, 1932	Verdun, Que.
Johnny Bower	G	L	5-9	180	Prince Albert, Sask.	Nov. 8, 1925	Prince Albert, Sask.
Bob Chrystal	D	L	6-0	180	Winnipeg, Man.	April 30, 1930	Winnipeg, Man.
Ray Cyr	C	L	5-10	160	Campbellton, N. B.	Dec. 26, 1933	Campbellton, N. B.
Aldo Guidolin	RW-D	R	6-0	190	Forks of Credit, Ont.	June 6, 1932	Guelph, Ont.
Ivan Irvin	D	L	6-2	180	Chicago, Ill.	March 13, 1927	Toronto, Ont.
Parker MacDonald	LW	L	5-11	175	Sydney, N. S.	June 14, 1933	Sydney, N. S.



Andy Bathgate, in his second full year as a Ranger, broke two club records. With 66 points, he surpassed the old mark of Frank Boucher (62) in 1929-30. With 47 assists, he put Don Raleigh's 42, 1951-52, into eclipse. Among the league's top scorers, Andy finished sixth; and yet, because of his versatility and natural talent, there were many who felt the lithe rightwinger could and should do better. Bathgate himself believes that, like Gordie Howe, he has the ability to shoot from either side and thereby improve his goal scoring total. Because of his blistering shot, he has often been used on a point in Ranger power plays. He was a center in junior hockey, while captain of the Cuelph Biltmores, OHA Memorial Cup winners, and has at one time played each of the three forward positions with the Rangers. Andy benefited

from experience with Vancouver and Cleveland.


Season	Club	Lea	Regular Schedule					Playoffs				
			GP	G	A	Pts	Pen	GP	G	A	Pts	Pen
1952-53	Rangers.....	NHL	18	0	1	1	6
1952-53	Vancouver.....	WHL	37	13	13	26	29	9	11	4	15	2
1953-54	Vancouver.....	WHL	17	12	10	22	6
1953-54	Rangers.....	NHL	20	2	2	4	18
1953-54	Cleveland.....	AHL	36	13	19	32	44	9	3	5	8	8
1954-55	Rangers.....	NHL	70	20	20	40	37
1955-56	Rangers.....	NHL	70	19	47	66	59	5	1	2	3	2
Complete NHL Totals.....			178	41	70	111	120	5	1	2	3	2



Johnny Bower, a winning goalie for as long as anybody can remember, has been the property of the Rangers since 1953-54 when he was purchased from Cleveland after three all-star years in the American Hockey League. All he was asked to do was to beat out Gump Worsley, NHL rookie of the year, and he did it. Playing a full year in the Ranger nets, Bower yielded a low goals-against record of 2.60—best in many years by New York netminders. The following year, however, he was ousted by the man he had replaced, Worsley, and resumed his winning ways in the minors—at Vancouver, then last year at Providence, where he was at once acclaimed the AHL's most valuable player and by his coach, Jack Crawford, as the best goalie in any league. Johnny is always in great shape. He's married, has a son.

Season	Club	Lea	Regular Schedule				Playoffs			
			GP	GA	SO	GAGP	GP	GA	SO	GAGP
1945-46	Cleveland-Prov.....	AHL	42	164	4	3.90
1946-47	Cleveland.....	AHL	40	124	3	3.10
1947-48	Cleveland.....	AHL	31	83	1	2.68
1948-49	Cleveland.....	AHL	37	127	3	3.43	5	53	0	4.60
1949-50	Cleveland.....	AHL	61	201	5	3.30	9	27	0	3.00
1950-51	Cleveland.....	AHL	70	213	5	3.04	11	32	0	2.91
1951-52	Cleveland.....	AHL	68	165	3	2.43	5	17	0	3.40
1952-53	Cleveland.....	AHL	61	155	6	2.54	11	21	4	1.91
1953-54	Rangers.....	NHL	70	182	5	2.60
1954-55	Vancouver.....	WHL	63	171	7	2.71	5	16	0	3.20
1954-55	Rangers.....	NHL	5	13	0	2.60
1955-56	Providence.....	AHL	61	174	3	2.85	9	23	0	2.56
Complete NHL Totals.....			75	195	5	2.60

Larry Cahan checked into the Rangers' training camp with a brushcut from his Fort William, Ont., barber which, with a dash of hair tonic and the tax, cost him \$3.43. And with that, he said he was ready. A big broth of a lad, weighing close to 200 pounds on a 6-1 frame, Larry isn't allergic to throwing his muscles around. Admittedly no smoothie, Cahan nonetheless proved he could lug that puck out of his own end with a fair degree of skill. Furthermore, he owns a low, hard shot that could pay off on power plays. Halfway through training, GM Muzz Patrick sized him up as follows: "He's good enough to make our team right now, and there's no reason in the world why he shouldn't improve with experience. He should make our defense a little tougher than it used to be." The Rangers grabbed Cahan in the mid-summer draft from the Maple Leafs for \$15,000. He had been in the Leafs' chain since the late Squib Walker tied him up and placed him with the Fort William Hurricanes, a junior team. Cahan turned pro with Pittsburgh in 1953-54, then jumped to the Leafs the following year. He started out last season as one of the four Leaf regular backliners, but got demoted to Pittsburgh. He's single.




Season	Club	Lea	Regular Schedule					Playoffs				
			GP	G	A	Pts	Pen	GP	G	A	Pts	Pen
1953-54	Pittsburgh.....	AHL	70	1	25	26	179	5	1	0	1	2
1954-55	Toronto.....	NHL	59	0	6	6	64	4	0	0	0	0
1955-56	Toronto.....	NHL	21	0	2	2	46	—	—	—	—	—
1955-56	Pittsburgh.....	AHL	39	6	9	15	160	4	0	1	1	12
Complete NHL Totals.....			80	0	8	8	110	4	0	0	0	0

Dave Creighton was the property of four other NHL clubs before the Rangers claimed his contract, along with Bronco Horvath's, from the Detroit organization last summer. The big, blond center came through with a 20-goal year. It was the third of his career in the big league, but this time he embellished it with 31 assists, his most ever. Playing for Toronto and Chicago the previous season, and getting traded soon after to Detroit, Creighton felt like a cork in the ocean by the time he hit New York. But he likes the Garden rink, and proved it by popping in 12 of his goals before the home crowds. Creighton was a member of the Port Arthur West End Bruins, the last junior club in the West to take the Memorial Cup, and he's the lone Ranger to show 100 or more goals in the NHL. Dave's total is 101.



Season	Club	Lea	Regular Schedule					Playoffs				
			GP	G	A	Pts	Pen	GP	G	A	Pts	Pen
1948-48	Hershey.....	AHL	49	19	18	37	12
1948-49	Boston.....	NHL	12	1	3	4	0	3	0	0	0	0
1949-50	Boston.....	NHL	64	18	13	31	13
1950-51	Boston.....	NHL	56	5	4	9	4	5	0	1	1	0
1950-51	Hershey.....	AHL	11	2	5	7	0
1951-52	Hershey.....	AHL	19	9	15	24	4
1951-52	Boston.....	NHL	49	20	17	37	18	7	2	1	3	2
1952-53	Boston.....	NHL	45	8	8	16	14	11	4	5	9	10
1953-54	Boston.....	NHL	69	20	20	40	27	4	0	0	0	0
1954-55	Toronto-Chicago..	NHL	63	9	8	17	14
1955-56	Rangers.....	NHL	70	20	31	51	43	5	0	0	0	4
Complete NHL Totals.....			428	101	104	205	133	35	6	7	13	16



Jack Evans never was regarded as much of a goal scorer, but he got the first one for the Rangers in the playoff opener against Montreal last season, which was half as many as he collected during the full 70-game regular schedule. Nothing fluky about the playoff goal, either. He picked up a pass inside the blue line and rifled a 25-footer past Jacques Plante. His two regular season goals were against Detroit, so no one accuses Tex, as he's called, of picking his spots. Still, Evans put in a fine, solid year on defense, not being one to give up the puck carelessly, and considering that he had been dropped half way through the previous season to Saskatoon, his comeback was a pleasant surprise to the Ranger brain trust. There are few defensemen in the league who can skate as swiftly, and he's not allergic

to throwing a well-timed body check when the opportunity presents itself. Jack was born in Garnant, South Wales, grew up in Lethbridge and lives now in Calgary. He's married.


Season	Club	Lea	Regular Schedule				Playoffs					
			GP	G	A	Pts	Pen	GP	G	A	Pts	Pen
1948-49	Rangers.....	NHL	3	0	0	0	4
1949-50	Rangers.....	NHL	2	0	0	0	2
1949-50	New Haven.....	AHL	69	3	12	15	150
1950-51	Cincinnati.....	AHL	16	3	3	6	56
1950-51	Rangers.....	NHL	49	1	0	1	95
1951-52	Rangers.....	NHL	52	1	6	7	83
1952-53	Saskatoon.....	WHL	68	9	22	31	179	13	0	3	3	16
1953-54	Saskatoon.....	WHL	27	2	3	5	49
1953-54	Rangers.....	NHL	44	4	4	8	73
1954-55	Rangers.....	NHL	47	0	5	5	91
1954-55	Saskatoon.....	WHL	22	2	4	6	16
1954-55	Victoria.....	WHL	1	0	0	0	2
1955-56	Rangers.....	NHL	70	2	9	11	104	5	1	0	1	18
Complete NHL Totals.....			267	8	24	32	452	5	1	0	1	18



Gerry Foley is one of those rare birds in the NHL who was born in the U. S., originating in Ware, Mass. But at the age of 2 he shifted his bottle sipping to Garson Mine, Ont., pop. 5,000, which is outside of Sudbury, nickel capital of the world. A sturdy hustler, Foley was discovered by Lex Cook, head scout of the Cleveland Barons, while playing Junior B hockey in North Bay, Ont., and turned pro in 1952-53 with Seattle of the Western League. He was rookie of the year. When the season ended, Foley was sold by Cleveland, together with Bob Bailey, to Toronto for \$30,000. Two years ago he got into four Toronto games, but saw only brief action and was shipped back to Pittsburgh. Last season he pushed in 29 goals and worked constantly at the art of penalty killing. Gerry thrives in the rough going.

Season	Club	Lea	Regular Schedule				Playoffs					
			GP	G	A	Pts	Pen	GP	G	A	Pts	Pen
1952-53	Seattle.....	WHL	70	29	30	59	46	5	1	2	3	0
1953-54	Ottawa.....	QHL	43	9	6	15	57	22	7	4	11	14
1953-54	Pittsburgh.....	AHL	16	1	3	4	13
1954-55	Pittsburgh.....	AHL	61	16	21	37	61	10	5	3	8	8
1954-55	Toronto.....	NHL	4	0	0	0	8
1955-56	Pittsburgh.....	AHL	59	29	29	58	109	3	2	0	2	2
Complete NHL Totals.....			4	0	0	0	8

Lou Fontinato, hockey's original rock 'n' roll kid, captivated New York crowds in his first full season on the big time. A determined, fearless defenseman, Louie gave Broadway its most aggressive backline shenanigans since the Rangers' palmy pre-war days. True, it cost him penalties, some of them needless, but it also commanded respect for a team noted for its clean play and precision passing. With 202 minutes in the cooler, Louie the Leaper established a new high in the NHL. A product of the Guelph Biltmore club which swept national junior honors, Louie continued his development at Saskatoon and Vancouver while some of his team mates made the big jump to the majors. He was a "bad man" out there, too, and he delights in telling of a night in New Westminster when an angry fan threw a new pair of shoes at him. "I skated over 'em and threw 'em back," he said. It is Louie's contention that he's never been licked. That it will happen some day, he grudgingly admits, but it hasn't yet and he has taken on some tough hombres. Single.




Season	Club	Lea	Regular Schedule					Playoffs				
			GP	G	A	Pts	Pen	GP	G	A	Pts	Pen
1952-53	Vancouver.....	WHL	65	3	18	21	169	9	1	3	4	12
1953-54	Vancouver-Sask.....	WHL	63	4	14	18	147	6	0	1	1	25
1954-55	Saskatoon.....	WHL	35	4	6	10	55
1954-55	Rangers.....	NHL	27	2	2	4	60
1955-56	Rangers.....	NHL	70	3	15	18	202	4	0	0	0	6
Complete NHL Totals.....			97	5	17	22	262	4	0	0	0	6

Bill Gadsby, in his first full season as a Ranger, established a new club scoring record for defenseman and won a place on the NHL all-star team, the first Ranger to do so since 1941-42 and the first defenseman for the Blues since Earl Seibert's time. Bill has an uncanny sense of anticipation and he set up many a goal from a point on power plays. Bill was born in Calgary, grew up in Edmonton and was raised in the Chicago farm system. He broke into the NHL with the Hawks in 1946-47, twice made the all-star alternate team with them, and in mid-season of 1954-55 was traded to the Rangers with Pete Conacher for Allan Stanley and Nick Mickoski. Thus he's one of the few ten-year men in the NHL. His 51 points last year was high for any backliner in the league. Fact is, only eight players picked up more points. Despite his consistently effective scoring forays, Bill hasn't lost sight of his defensive responsibilities and he would seldom be drawn out of position in his own end. Married, has two daughters.



Season	Club	Lea	Regular Schedule					Playoffs				
			GP	G	A	Pts	Pen	GP	G	A	Pts	Pen
1946-47	Kansas City.....	USHL	12	2	3	5	8
1946-47	Chicago.....	NHL	48	8	10	18	31
1947-48	Chicago.....	NHL	60	6	10	16	66
1948-49	Chicago.....	NHL	50	3	10	13	85
1949-50	Chicago.....	NHL	70	10	24	34	138
1950-51	Chicago.....	NHL	25	3	7	10	32
1951-52	Chicago.....	NHL	59	7	15	22	87
1952-53	Chicago.....	NHL	68	2	20	22	84	7	0	1	1	4
1953-54	Chicago.....	NHL	70	12	29	41	108
1954-55	Chicago-Rangers.....	NHL	70	11	13	24	61
1955-56	Rangers.....	NHL	70	9	42	51	84	5	1	3	4	4
Complete NHL Totals.....			590	71	180	251	766	12	1	4	5	8



Guy Gendron didn't set the NHL on fire in his rookie year with the Rangers last season, but he did show an intriguing potential for a 21-year-old forward in his second pro year. And in the playoffs he was the lone Ranger to show more than a single goal. He got two. The little Frenchman, born and raised in Montreal, weighs only 155 pounds but he has the strength of a heavyweight and a good pair of legs. He came up out of the Providence farm system, when Providence was independent of all NHL clubs, and jumped from junior hockey at Three Rivers, Que., to the Rhode Islanders without disturbing his acute sense of scoring ability. As a pro rookie, he scored 24 goals before a broken wrist put him out of action. Curiously, the injury happened on a night when the Montreal Canadiens were about to

consummate a big deal for him. That killed it and the Rangers stepped in. Gendron was used rather sparingly as a rookie, usually on a natural left wing, but the intention now is to play him on the right side, a la Richard. His team mates call him Smitty, pinned on him by Hergesheimer. Unmarried, Gendron spends the summer working on a Quebec golf course, and he's one of the NHL's better men on the links.

Season	Club	Lea	Regular Schedule					Playoffs				
			GP	G	A	Pts	Pen	GP	G	A	Pts	Pen
1954-55	Providence.....	AHL	47	24	15	39	38
1955-56	Rangers.....	NHL	63	5	7	12	38	5	2	1	3	2
Complete NHL Totals.....			63	5	7	12	38	5	2	1	3	2



Andy Heberton was the first player acquired by the Rangers in the aftermath of Muzz Patrick's advancement to the office of general manager, and the sturdy forward promptly proved the wisdom of Patrick's judgment. As a rookie last season, Andy scored 24 goals, patrolled his right wing deftly and contributed heavily to the Rangers' successful campaign. No other rookie scored that many goals. Further, Andy was voted the outstanding Ranger in the playoffs. He was also a top candidate for the Lady Byng Trophy, for despite his outstanding defensive attributes he was charged with only eight minutes in penalties. Heberton was purchased from Victoria of the Western League, where he had put in five of six professional seasons before making the jump to the NHL. Usually, that much minor league time makes one a poor

risk for the big leagues, but Patrick made the deal on the basis of first-hand knowledge of Andy's abilities as he knew them when he was running the Tacoma club in the West. Heberton was once the property of the Canadiens. Originally from Winnipeg. He makes his off-season home now in Victoria with his pretty wife, Gael, and their two children, a boy and a girl.

Season	Club	Lea	Regular Schedule					Playoffs				
			GP	G	A	Pts	Pen	GP	G	A	Pts	Pen
1949-50	Cincinnati.....	AHL	44	8	7	15	0
1950-51	Victoria.....	PCHL	56	16	16	32	12	12	6	3	9	2
1951-52	Victoria.....	PCHL	67	31	25	56	81	13	6	6	12	5
1952-53	Victoria.....	WHL	70	27	24	51	46
1953-54	Victoria.....	WHL	70	21	24	45	29	5	3	1	4	0
1954-55	Victoria.....	WHL	70	46	34	80	20	5	1	1	2	2
1955-56	Rangers.....	NHL	70	24	14	38	8	5	1	0	1	2
Complete NHL Totals.....			70	24	14	38	8	5	1	0	1	2

Camille Henry is what the trade calls a specialist in the most important phase of hockey. He specializes in goal scoring. Nobody is more adept at the art in so far as cashing in on scoring opportunities is concerned. He made the jump from junior hockey in Quebec, where Phil Watson coached him, to the Rangers in one fell swoop, and while critics wondered how on ice he was able to free himself for goals he popped in a total of 24 as an NHL rookie. That won him the Calder Cup as rookie of the year in 1953-54. Unable to get going the following season, he wound up in Quebec with the Aces, then rediscovered his scoring touch last season at Providence. Merely scored an even 50 goals in 59 games with the champion Rhode Islanders, then blazed through the playoffs with 10 more goals in nine games. He won all-star honors at left wing. A frail will o' the wisp, Camille has the touch of an artist, seems always to be in the right place at the right time, and is especially dangerous around the nets with a power play going. Once scored the astounding total of six goals in one AHL game. Also had a four-goal game in the playoffs. He's single.



Season	Club	Lea	Regular Schedule				Playoffs					
			GP	G	A	Pts	Pen	GP	G	A	Pts	Pen
1953-54	Rangers.....	NHL	66	24	15	39	10
1954-55	Rangers.....	NHL	21	5	2	7	4
1954-55	Quebec.....	QHL	37	20	18	38	2	8	3	1	4	0
1955-56	Providence.....	AHL	59	50	41	91	8	9	10	6	16	2
Complete NHL Totals.....			87	29	17	46	14

Bronco Horvath put in five long years in the professional minors before the Rangers rescued him from the Detroit farm system, and after a slow start finished his rookie season as one of the slickest playmakers on the team. He has a quick wrist shot and the faculty of laying accurate, soft passes on the sticks of his wings. His 15 points, seven goals and eight assists, in the last 16 games offered clear evidence of his adjustment to NHL standards in the stretch drive. Bronco, which is his given name, is of Yugoslavian extraction, witty and hockey-wise. He is out of Port Colbourne, which earlier produced Ted Kennedy for the Maple Leafs, and he played his junior hockey at Galt, Ont. Through his early professional years he played for Eddie Shore-owned clubs, and in his one year at Edmonton, after Detroit had acquired him, scored 50 goals and 60 assists—his goals and point totals being high marks in the Western League. It is Bronco's strong belief that, tough as he was, Shore helped make a hockey player out of him and he is grateful to him for his coaching aid. The Rangers acquired his contract, along with that of Dave Creighton, a year ago last summer for two players and cash. He's married.



Season	Club	Lea	Regular Schedule				Playoffs					
			GP	G	A	Pts	Pen	GP	G	A	Pts	Pen
1950-51	Springfield.....	AHL	43	12	26	38	37	2	0	0	0	0
1951-52	Syracuse.....	AHL	50	12	36	48	56
1952-53	Syracuse.....	AHL	52	19	40	59	44	4	0	0	0	2
1953-54	Springfield.....	QHL	19	11	14	25	25
1953-54	Syracuse.....	AHL	46	21	39	60	54
1954-55	Edmonton.....	WHL	67	50	60	110	71	9	7	4	11	12
1955-56	Rangers.....	NHL	66	12	17	29	40	5	1	2	3	4
Complete NHL Totals.....			66	12	17	29	40	5	1	2	3	4



Harry Howell, a veteran at the age of 23, with four full seasons in the NHL behind him, became the youngest captain in the history of the Rangers last season. He carried off his responsibilities with dignity and flashes of inspiration. Playing mainly with Lou Fontinato, Harry covered up well for Louie's bold strokes and made few mistakes. It isn't often that Harry got excited, but there was one night when he distinctly heard a referee, no longer in the league, nullify a Boston goal against the Rangers only to reverse himself. That's when Harry blew his top. One of the few players given to ambidexterity, Howell made the jump to the NHL from the Guelph junior champs of 1951-52 except for a single game with Cincinnati in the AHL. While he normally shoots left-handed, he has done most of his defense work

from the right defense slot. He passes well and packs a good, low shot. Of sturdy physique, Harry hasn't missed a game in the last two years. Modest and deprecating when discussing his own ability, Harry calls his kid brother, Ron, the athlete in the family. Ron also was graduated from the Guelph farm last year, winning the OHA's most valuable player trophy. Harry sold cars in his home town of Hamilton. He's married, has a daughter.

Season	Club	Lea	Regular Schedule					Playoffs					
			GP	G	A	Pts	Pen	GP	G	A	Pts	Pen	
1951-52	Cincinnati.....	AHL	1	0	0	0	0
1952-53	Rangers.....	NHL	67	3	8	11	46
1953-54	Rangers.....	NHL	67	7	9	16	58
1954-55	Rangers.....	NHL	70	2	14	16	87
1955-56	Rangers.....	NHL	70	3	15	18	77	5	0	1	1	4
Complete NHL Totals.....			275	15	46	61	268	5	0	1	1	4



Danny Lewicki has all the tools of a natural scorer. He can skate and shoot and stickhandle with the best in the NHL, as he proved his first year with the Rangers in 1954-55. Bagged 29 goals that year, playing mostly on a left wing, and was voted to the second all-star team. It was quite a year for one who had been heralded as a future great for the Maple Leafs, only to be dropped from the Toronto club to its Pittsburgh affiliate in a surprise move. The Rangers purchased Lewicki for \$15,000 and gave him greater freedom of action. It promptly paid off. Last year Lewicki got off to a slow start, but finished so well that he was fourth leading point-scorer on the team. In the playoffs Lewicki put in several turns on the left point in power plays, showing considerable deception and play-making talents. He's

married, has two boys and a girl.

Season	Club	Lea	Regular Schedule					Playoffs					
			GP	G	A	Pts	Pen	GP	G	A	Pts	Pen	
1950-51	Toronto.....	NHL	61	16	18	34	26	9	0	0	0	0
1951-52	Toronto.....	NHL	51	4	9	13	26	
1951-52	Pittsburgh.....	AHL	6	3	4	7	6	
1952-53	Pittsburgh.....	AHL	56	19	42	61	27	10	6	4	10	12
1952-53	Toronto.....	NHL	4	1	3	4	2	
1953-54	Pittsburgh.....	AHL	60	36	45	81	19	5	0	2	2	16
1953-54	Toronto.....	NHL	7	0	1	1	12	
1954-55	Rangers.....	NHL	70	29	24	53	3	
1955-56	Rangers.....	NHL	70	18	27	45	26	5	0	3	3	0
Complete NHL Totals.....			263	68	82	150	100	14	0	3	3	0

Parker MacDonald earned another shot at the NHL on the basis of a 35-goal season in 58 games with the Pittsburgh Hornets, a Toronto farm. It was from Pittsburgh that the Rangers resuscitated Danny Lewicki, and they are hoping for similar things from MacDonald. He's a smooth skater and a good, sound left winger with the finishing touch. The Rangers drafted him for \$15,000. He was born Calvin Parker MacDonald, but Cal's his poppa's name, too, so he uses his middle handle. Not many hockey players make the NHL from out of the Maritime provinces, but Parker was born in Sydney, N. S., and he still lives there. He was playing midget hockey when the Sydney Millionaires, a senior team touring Ontario, tipped off Toronto scouts to his potential. Parker was invited to attend Toronto Marlborough's camp at the age of 16, and made the climb from there. He played last season on a line with Gerry Foley and Bobby Hassard, and averaged better than 30 minutes a game, taking a regular turn and killing penalties. He's married, has boy and girl.



Season	Club	Lea	Regular Schedule					Playoffs				
			GP	G	A	Pts	Pen	GP	G	A	Pts	Pen
1952-53	Pittsburgh.....	AHL	1	0	0	0	0
1952-53	Toronto.....	NHL	1	0	0	0	0
1953-54	Pittsburgh.....	AHL	70	29	24	53	22	5	0	2	2	0
1954-55	Toronto.....	NHL	62	8	3	11	36	4	0	0	0	4
1954-55	Pittsburgh.....	AHL	8	3	4	7	2
1955-56	Pittsburgh.....	AHL	58	35	32	67	60	3	0	3	3	2
Complete NHL Totals.....			63	8	3	11	36	4	0	0	0	4

Ron Murphy came out of the Ontario Hockey Association as one of the highest scorers in the history of the Junior A League, but it wasn't until two years later, after suffering the pangs of inexperience and severe injury, that he got to play regularly for the Rangers. For sheer mechanical talent, Murphy comes close to being the best of the Broadway Blues. He has one of the hardest shots on the team, and he can skate brilliantly. But his development has been a slow if inexorable process. Two years ago he was able to stick, and last year he picked up in all departments. But the judgment of the front office is that he is still far short of his real capabilities. The big fellow started sensationally last season, scoring a hat trick in the season opener, and he had a goal a game pace for eight games. But he was able to score only eight more goals the rest of the way, none at all in the last 19. In spite of that letdown, he finished among the top twenty scorers. When the campaign ended, Ron married the former Carole Gorrie, who is a sister of Harry Howell's wife. Thus the Rangers, famous for brother combinations, now have a brother-in-law act.



Season	Club	Lea	Regular Schedule					Playoffs				
			GP	G	A	Pts	Pen	GP	G	A	Pts	Pen
1951-52	Cincinnati.....	AHL	1	0	0	0	0
1952-53	Rangers.....	NHL	15	3	1	4	0
1953-54	Saskatoon.....	WHL	24	7	5	12	2	6	1	2	3	2
1953-54	Rangers.....	NHL	27	1	3	4	20
1954-55	Rangers.....	NHL	66	14	16	30	36
1955-56	Rangers.....	NHL	66	16	28	44	71	5	0	1	1	2
Complete NHL Totals.....			174	34	48	82	127	5	0	1	1	2



Larry Popein, if you ask the Rangers, covers more ground than Willie Mays. A free-wheeling skater and a hustler, he has played center ice since the second of three years with Vancouver of the Western Hockey League. In those three campaigns Popein accumulated a total of 91 goals. The Rangers called him up in 1954-55. Larry recalls that he didn't start to play hockey until the relatively advanced age of 12, in his home town of Yorkton, Sask., and that he never had a new pair of skates until he started to play junior hockey for the Moose Jaw Canucks. The first hockey man to spot his potentiality was Eddie Shore, who signed him to a B form, and because of some differences with Shore, he was traded off to Vancouver, a Ranger farm club. He never saw an NHL game until he played in the one

which opened the Ranger season in October, 1954, at Detroit, and curiously the man against whom he faced off to start that game was Metro Prystai, also of Yorkton. He credits Murph Chamberlain with improving his technique when Murph coached at Vancouver. Pope, as the players call him, has been outstanding as a penalty killer, and he's done most of his centering for Bathgate and Prentice. He married his wife, Joyce, while he was at Moose Jaw, and they have two girls and a boy.

Season	Club	Lea	Regular Schedule					Playoffs				
			GP	G	A	Pts	Pen	GP	G	A	Pts	Pen
1951-52	Vancouver.....	PCHL	69	32	36	68	14
1952-53	Vancouver.....	WHL	70	25	44	69	23	9	5	10	15	0
1953-54	Vancouver.....	WHL	70	34	32	66	22	10	4	7	11	4
1954-55	Rangers.....	NHL	70	11	17	28	27
1955-56	Rangers.....	NHL	64	14	25	39	37	5	0	1	1	2
Complete NHL Totals.....			134	25	42	67	64	5	0	1	1	2



Dean Prentice came out of the mining country of northern Ontario to develop gradually into one of the best left wingers in the NHL. He made the jump from junior hockey to the big league without benefit of minor experience, and took two years to get acclimated. In 1954-55 he popped in 16 goals, and when advised last fall that 24 goals were expected of him, obliged in full. "I don't know what the coach wants of me this year," he says, "but I'm shooting for 30." The big change in Prentice, by his own version, is that he has learned to keep his head up at all times. He remembers three of his goals particularly well—the first in the NHL, the one that gave him his only hat trick, and the one that made him a 20-goaler late last season. He claimed each of these pucks for souvenirs. He also has a vivid recollection

of his only playoff goal last spring. It happened in Montreal and just about clinched the Rangers' only playoff game victory over the Canadiens in the semi-final series. He was signed by scout Carlo Cattarello in his home town of South Porcupine, Ont., and played two years with the Guelph Biltmores. His wife, the former June Collier, was an outstanding figure skater.

Season	Club	Lea	Regular Schedule					Playoffs				
			GP	G	A	Pts	Pen	GP	G	A	Pts	Pen
1952-53	Rangers.....	NHL	55	6	3	9	20
1953-54	Rangers.....	NHL	52	4	13	17	18
1954-55	Rangers.....	NHL	70	16	15	31	20
1955-56	Rangers.....	NHL	70	24	18	42	44	5	1	0	1	2
Complete NHL Totals.....			247	50	49	99	102	5	1	0	1	2

George (Red) Sullivan came to the Rangers last summer in a straight swap with Chicago for high-scoring Wally Hergesheimer. Red is a natural pivot. He's quick on face-offs, he can go into the corners and dig that puck out and set up scoring plays, and he has the shot to finish them, too. Sullivan grew up in the Boston farm system. He was slapped on the Bruins' list when Dit Clapper and Hal Cotton, on a joint scouting mission, discovered him playing in Toronto with the Peterborough, Ont., Junior B's. Red played two and a half seasons with St. Catherine's, turned pro with the Bruins in 1949-50 at the age of 19. His first NHL game was played against the Rangers in Madison Square Garden. "I can still feel it," he says, recalling a check by Bill Juzda. He remembers another game for the Bruins against the Rangers in which he set a club record with five assists. Also got a goal that night. Playing for Hershey in 1953-54, he led the AHL with a record total of 119 points and was sold to the Black Hawks for \$25,000. In his two years at Chicago, he led the team's scorers each year. He's married, has a boy and a girl.



Season	Club	Lea	Regular Schedule				Playoffs					
			GP	G	A	Pts	GP	G	A	Pts		
1949-50	Boston.....	NHL	3	0	1	1	0	
1949-50	Hershey.....	AHL	51	10	30	40	36	
1950-51	Hershey.....	AHL	70	28	56	84	36	6	1	2	3	0
1950-51	Boston.....	NHL	2	0	0	0	2
1951-52	Boston.....	NHL	67	12	12	24	24	7	0	0	0	0
1952-53	Hershey.....	AHL	36	10	40	50	18	
1952-53	Boston.....	NHL	32	3	8	11	8	3	0	0	0	0
1953-54	Hershey.....	AHL	69	30	89	119	54	11	2	7	9	4
1954-55	Chicago.....	NHL	70	19	42	61	51	
1955-56	Chicago.....	NHL	63	14	26	40	58	
Complete NHL Totals.....			235	48	89	137	141	12	0	0	0	2

Lorne Worsley grew up in the Rangers' farm system, turned pro via the old Rovers, and proceeded to prove that little guys can be just as tough to beat these days as they were in the time when Shrimp Worters and John Ross Roach were around. Gump, as he's been called since childhood, got off to a sensational start last year and in the voting at the half-way mark he was No. 1 for the NHL Hart Trophy as MVP. By season's end he had been beaten out but still ranked third. A knee injury reduced his effectiveness in the stretch and the subsequent playoffs, but this has been corrected via surgery and Gump says now he's better than ever. He's been the Rangers' regular goalie for three of the last four years—winning rookie of the year honors in his first whirl. He's married, has two boys.



Season	Club	Lea	Regular Schedule				Playoffs			
			GP	GA	SO	GAGP	GP	GA	SO	GAGP
1949-50	New Haven.....	AHL	2	4	0	2.00
1950-51	St. Paul.....	USHL	64	184	3	2.88	4	9	0	2.25
1951-52	Saskatoon.....	PCHL	66	206	5	3.07	13	31	1	2.38
1952-53	Saskatoon.....	WHL	13	50	0	3.84
1952-53	Rangers.....	NHL	50	153	2	3.06
1953-54	Vancouver.....	WHL	70	168	4	2.40	12	29	0	2.41
1954-55	Rangers.....	NHL	65	197	4	3.03
1955-56	Rangers.....	NHL	70	203	4	2.90	3	15	0	5.00
Complete NHL Totals.....			185	553	10	2.99	3	15	0	5.00

BILL GADSBY WINS WEST SIDE MVP HONORS



Here's Bill Gadsby with Muzz Patrick at the time the veteran defenseman was acquired from Chicago. In his first full season with the Rangers, Gadsby won the annual West Side Association of Commerce award as the team's most valuable player.

Ten years in the National Hockey League is a span generally reserved for quality athletes, and Bill Gadsby has it. In his tenth year as a big league defenseman, this rugged back-liner from Edmonton, Alberta, reached a peak of perfection. Not only did he achieve all-star honors but he was voted the team's No. 1 man by the West Side Association of Commerce.

This has been an annual event in the life of the Rangers since 1941-42, the last time the Blues put together a first-place team. That year two loyal Ranger fans, executives of the West Side Association, Harold W. McGraw and James W. Danahy, decided to put up a trophy to the player rated the best on the team by active hockey writers and broadcasters. The player himself was to receive a sterling silver Paul Revere Bowl and a savings bond.

Lynn Patrick, playing left wing on a line with Phil Watson and Bryan Hextall, was the first winner. He won it again the following year. No defenseman won it alone until Hy Buller came along in 1951-52, and none did

it again until Gadsby ripped through his first full year with the Broadway Blues.

The winners follow:

- 1941-42 Lynn Patrick
- 1942-43 Lynn Patrick
- 1943-44 Ott Heller-Bryan Hextall (tie)
- 1944-45 Ab DeMarco
- 1945-46 Chuck Rayner
- 1946-47 Chuck Rayner
- 1947-48 Buddy O'Connor
- 1948-49 Edgar Laprade
- 1949-50 Laprade-Rayner (tie)
- 1950-51 Don Raleigh
- 1951-52 Hy Buller
- 1952-53 Paul Ronty
- 1953-54 Wally Hergesheimer
- 1954-55 Danny Lewicki
- 1955-56 Bill Gadsby

Gadsby had an extraordinary year, scoring more points than any other defenseman in the league and more, also, than any Ranger in history. He had been brought to New York midway through the previous season, with Pete Conacher, for Nick Mickoski and Allan Stanley.

THE RANGERS IN 1955-56

FINAL STANDINGS—NATIONAL HOCKEY LEAGUE

	GP	W	L	T	GF	GA	Pts
Montreal Canadiens	70	45	15	10	222	131	100
Detroit Red Wings	70	30	24	16	183	148	76
New York Rangers	70	32	28	10	204	203	74
Toronto Maple Leafs	70	24	33	13	153	181	61
Boston Bruins	70	23	34	13	147	185	59
Chicago Black Hawks	70	19	39	12	155	216	50

RANGERS vs. EACH OPPONENT

Rangers vs.	GP	W	L	T	GF	GA	Pts
Boston	14	5	7	2	35	40	12
Chicago	14	10	3	1	55	36	21
Detroit	14	6	5	3	38	40	15
Montreal	14	2	8	4	31	49	9
Toronto	14	9	5	0	45	38	18

RANGERS vs. EACH OPPONENT—HOME AND AWAY

Rangers vs.	HOME							AWAY						
	GP	W	L	T	GF	GA	Pts	GP	W	L	T	GF	GA	Pts
Boston	7	3	3	1	20	14	7	7	2	4	1	15	26	5
Chicago	7	4	3	0	26	21	8	7	6	0	1	29	15	13
Detroit	7	5	0	2	28	17	12	7	1	5	1	10	23	3
Montreal	7	2	1	4	20	13	8	7	0	7	0	11	36	0
Toronto	7	6	1	0	28	13	12	7	3	4	0	17	25	6
Totals	35	20	8	7	122	78	47	35	12	20	3	82	125	27

RANGER PENALTY RECORD

	Ranger Penalties vs. Each Opponent						Opponents Penalties vs. Rangers					
	Pen.	No.	Min.	Maj.	Mis.	GM	Pen.	No.	Min.	Maj.	Mis.	GM
Boston	170	75	69	5	1	0	223	88	79	5	4	0
Chicago	152	68	66	0	2	0	156	70	68	0	2	0
Montreal	170	78	75	2	1	0	176	81	78	2	1	0
Toronto	219	94	87	5	2	0	231	104	98	5	1	0
Detroit	197	82	76	3	3	0	136	65	63	2	0	0
Totals	908	397	373	15	9	0	922	408	386	14	8	0

Abbreviations: Pen.—penalties in minutes. No.—number of penalties. Min.—minor penalties. Maj.—major penalties. Mis.—misconduct penalties. MM—match misconduct penalties.

INDIVIDUAL GOAL-SCORING RECORDS

Current Rangers vs. Each NHL Opponent

Lifetime Regular Season Records*

	Bos.	Can.	Chi.	Det.	Tor.	Total Goals
Dean Prentice	13	11	9	8	9	50
Danny Lewicki	13	6	12	10	6	47
Andy Bathgate	5	9	14	5	8	41
Ron Murphy	8	2	11	6	7	34
Camille Henry	6	3	5	8	3	25
Larry Popein	4	6	7	2	6	25
Andy Heberton	4	2	5	6	7	24
Dave Creighton	4	4	6	3	3	20
Bill Gadsby	1	5	7	0	4	17
Harry Howell	5	2	3	2	3	15
Bronco Horvath	2	3	4	1	2	12
Jack Evans	0	2	0	2	4	8
Lou Fontinato	0	0	2	1	2	5
Guy Gendron	1	1	1	2	0	5

*Records with New York Rangers only.

1955-56 Ranger Goals vs. Each NHL Opponent

	Bos.	Can.	Chi.	Det.	Tor.	Total Goals
Andy Heberton	6	4	6	4	4	24
Dean Prentice	4	2	5	6	7	24
Wally Hergesheimer	5	4	4	5	4	22
Dave Creighton	4	4	6	3	3	20
Andy Bathgate	1	4	6	2	6	19
Danny Lewicki	4	1	4	6	3	18
Ron Murphy	3	0	6	4	3	16
Larry Popein	3	2	4	1	4	14
Bronco Horvath	2	3	4	1	2	12
Pete Conacher	2	3	3	0	3	11
Bill Gadsby	0	2	3	0	4	9
Guy Gendron	1	1	1	2	0	5
Harry Howell	0	0	1	1	1	3
Lou Fontinato	0	0	2	0	1	3
Jack Evans	0	0	0	2	0	2
Don Raleigh	0	0	0	1	0	1
Aldo Guidolin	0	1	0	0	0	1
Totals	35	31	55	38	45	204

RANGER SCORING LEADERS

Year	Goals	Assists	Points
1926-27	Bill Cook 33	Boucher 15	Bill Cook 37
1927-28	Boucher 23	Bun Cook 14	Boucher 35
1928-29	Bill Cook 15	Boucher 16	Boucher 28
1929-30	Bill Cook 29	Boucher 36	Boucher 62
1930-31	Bill Cook 30	Boucher 27	Bill Cook 42
1931-32	Bill Cook 33	Boucher 23	Bill Cook 47
1932-33	Bill Cook 28	Boucher 28	Bill Cook 50
1933-34	Bun Cook 18	Boucher 30	Boucher 44
1934-35	Dillon 25	Boucher 32	Boucher 45
1935-36	Dillon 18	Boucher 18	Dillon 32
1936-37	Keeling 22	N. Colville 18	Dillon 31
1937-38	Dillon 21	Watson 25	Dillon 39
1938-39	Shibicky 24	Heller 23	C. Smith 41
1939-40	Hextall 24	Watson 28	Hextall 39
1940-41	Hextall 26	N. Colville 28	Hextall 44
1941-42	Lynn Patrick 32	Watson 37	Lynn Patrick 44
1942-43	Hextall 27	Lynn Patrick 39	Hextall 56
1943-44	Hextall 21	Hextall 33	Lynn Patrick 61
1944-45	DeMarco 24	DeMarco 30	Hextall 54
1945-46	DeMarco 20	DeMarco 27	DeMarco 54
1946-47	Leswick 27	Laprade 25	DeMarco 47
1947-48	O'Connor 24	O'Connor 36	Leswick 41
	Leswick 24		O'Connor 60
1948-49	Laprade 18	O'Connor 24	O'Connor 35
1949-50	Laprade 22	Leswick 25	Laprade 44
		Raleigh 25	Leswick 44
1950-51	Mickoski 20	Raleigh 24	Raleigh 39
			Sinclair 39
1951-52	Hergesheimer 26	Raleigh 42	Raleigh 61
1952-53	Hergesheimer 30	Ronty 38	Hergesheimer 59
1953-54	Hergesheimer 27	Ronty 33	Ronty 46
1954-55	Lewicki 29	Raleigh 32	Lewicki 53
1955-56	Prentice 24		
	Hebenton 24	Bathgate 47	Bathgate 66

Top Career Goal Snipers vs. Rangers

Maurice Richard, Canadiens	95	Cal Gardner, Boston	29
Gordie Howe, Detroit	59	Ken Mosdell, Chicago	28
Ted Lindsay, Detroit	59	Metro Prystai, Detroit	28
Sid Smith, Toronto	48	Len (Red) Kelly, Detroit	28
Bernie Geoffrion, Canadiens	45	Bert Olmstead, Montreal	27
Harry Watson, Chicago	41	Jean Beliveau, Montreal	26

Top Goal Snipers vs. Rangers, 1955-56

Maurice Richard, Canadiens	9	Leo LaBine, Boston	6
Jean Beliveau, Canadiens	8	Nick Mickoski, Chicago	6
Gordie Howe, Detroit	8	Earl Balfour, Toronto	6
Bernie Geoffrion, Canadiens	7	John Wilson, Chicago	5
Len (Red) Kelly, Detroit	7	Henri Richard, Canadiens	5
Tod Sloan, Toronto	7	Vic Stasiuk, Boston	5

PROVIDENCE REDS GO ALL THE WAY



Front row: Jack Crawford, coach; Johnny Bower, Zello Toppazzini, Paul Larivee, Camille Henry, Harvey Bennett, Lou Pieri, president. Middle row: George Army, trainer; Aldo Guidolin, Bill Folk, Bruce Cline, Red Johansen, Jim Bartlett, George McAvoy, Terry Reardon, general manager. Back row: Bob Robertson, Ray Ross, Dusty Blair, Ken Davies, Andy Branigan, Ron Atwell.

In his first year as front office boss of the Rangers, Muzz Patrick consummated a working agreement with the hitherto independent Providence Reds of the American Hockey League and gave the Rhode Islanders the kind of player support which brought them not only a regular season pennant but the playoff title as well.

It was a happy arrangement for the Rangers who found a convenient spot to place their better farm talent in the rugged AHL, and it was even happier for the Pieri-owned Reds, who set a torrid pace from the outset and hurled off every challenge that came their way.

On many a quiet night last season Patrick and Watson grabbed a train for Providence to get a quick first-hand line on the Reds and their opposition.

It marked the first time the Reds had swept all team honors since 1948-49. That year they were led by player-

coach Terry Reardon, now the club's general manager.

The Reds were coached for the first time by Jack Crawford, once a star defenseman for the Boston Bruins. He did an outstanding job.

Top banana on the Reds was probably Johnny Bower, Ranger-owned goalie who was voted most valuable player and all-star. Other all-stars on the Reds were Zello Toppazzini, scoring leader of the AHL at right wing, and Camille Henry, who from the left wing on the same line led the AHL in goals with an even 50. The line was centered by Paul Larivee.

Rookie of the year was little Bruce Cline, right wing, who not only took a regular turn but did a fine job of killing penalties.

Providence, a city of 248,000, played to capacity crowds a great part of the season, and this fall the capital of Rhode Island was host to the Rangers as a training base.

CAMERA STUDIES AT RANGER TRAINING CAMP



Bill Gadsby and Red Sullivan ask Giant pitcher Max Surkont, hockey fan who lives in Providence, to try Ranger shirt on for size. At right, Muzz Patrick gets royal welcome at arena from owner Lou Pieri and Terry Reardon. Relaxing before a workout, below, are Guy Gendron, Gump Worsley and Coach Phil Watson.



N.Y. RANGERS RECORDS

MOST VICTORIES:

- 32 1955-56 (70-game schedule).
- 29 1941-42 (48-game schedule).
 - Home: 20, 1955-56 (35 games).
 - Road: 14, 1941-42 (24 games).
 - Playoffs: 8, 1939-40 (12 games).

FEWEST VICTORIES:

- 6 1943-44 (50-game schedule).
 - Home: 4, 1943-44 (25 games).
 - Road: 2, 1943-44 (25 games).

FEWEST LOSSES:

- 11 1939-40 (48-game schedule).
 - Home: 4, 1939-40 (24 games).
 - 8, 1955-56 (35 games).
 - Road: 7, 1928-29 (22 games); 1930-31 (22 games); 1939-40 (24 games).

MOST LOSSES:

- 39 1943-44 (50-game schedule).
 - Home: 17, 1943-44 (25 games).
 - Road: 23, 1952-53 (35 games).

MOST TIES:

- 21 1950-51 (70-game schedule).
 - Home: 10, 1950-51 (35 games); 1952-53 (35 games).
 - Road: 11, 1950-51 (35 games).
 - Playoffs: 2, 1934-35 (4 games).

FEWEST TIES:

- 2 1941-42 (48-game schedule).
 - Home: 1, 1941-42 (24 games).
 - Road: 1, 1934-35 (24 games); 1936-37 (24 games); 1941-42 (24 games); 1943-44 (25 games); 1946-47 (30 games).

MOST GOALS:

- 204 1955-56 (70-game schedule).
 - Home: 122, 1955-56 (35 games).
 - Road: 86, 1947-48 (30 games).
 - Playoffs: 32, 1949-50 (12 games).

FEWEST GOALS:

- 72 1928-29 (44-game schedule).
 - Home: 32, 1928-29 (22 games).
 - Road: 40, 1928-29 (22 games).

MOST ASSISTS:

- 338 1955-56 (70-game schedule).
- 283 1941-42 (48-game schedule).
 - Playoffs: 50, 1949-50 (12 games).

FEWEST ASSISTS:

- 45 1926-27 (44-game schedule).

MOST SCORING POINTS (Goals and Assists):

- 542 1955-56 (70-game schedule).
- 460 1941-42 (48-game schedule).
 - Playoffs: 82, 1949-50 (12 games).

FEWEST SCORING POINTS:

140 1926-27 (44-game schedule).

MOST PENALTY MINUTES:

911 1955-56 (70-game schedule).
Playoffs: 152, 1927-28 (9 games).

FEWEST PENALTY MINUTES:

253 1943-44 (50-game schedule).

FEWEST GOALS AGAINST:

65 1928-29 (44-game schedule). John Ross Roach, goaltender.
Home: 22, 1928-29 (22 games). John Ross Roach, goaltender.
Road: 41, 1926-27 (22 games). Hal Winkler, goaltender, allowed
9 goals; Lorne Chabot allowed 32.

MOST GOALS AGAINST:

310 1943-44 (50-game schedule).
Home: 135, 1943-44 (25 games).
Road: 175, 1943-44 (25 games).
Playoffs: 29, 1949-50 (12 games).

MOST GAME POINTS: (2 for victory, 1 for tie):

74 1955-56 (70-game schedule).
Home: 48, 1955-56 (35 games).
Road: 29, 1938-39 (24 games).

FEWEST GAME POINTS:

17 1943-44 (50-game schedule).
Home: 12, 1943-44 (25 games).
Road: 5, 1943-44 (25 games).

MOST SHUTOUTS:

13 1928-29 (44-game schedule). John Ross Roach, goaltender.
Home: 8, 1928-29 (22 games). John Ross Roach, goaltender.
Road: 7, 1926-27 (22 games). Hal Winkler, goaltender, had 1
shutout; Lorne Chabot had 6.
Playoffs: 4, 1936-37 (9 games). Dave Kerr, goaltender.

MOST TIMES SHUT OUT:

10 1928-29 (44-game schedule).
Home: 5, 1930-31 (22 games); 1938-39 (24 games).
Road: 7, 1952-53 (35 games).
Playoffs: 2, 1927-28 (9 games); 1928-29 (6 games); 1930-31
(4 games); 1936-37 (9 games).

LONGEST WINNING STREAK:

10 1939-40. Began December 19 with 5-2 victory over Canadiens. Ended
January 14 when defeated by Chicago, 2-1. (Rangers then won
next five in row for overall record of 15 victories in 16 games.)

LONGEST HOME WINNING STREAK:

14 1939-40. Began December 19 with 5-2 victory over Canadiens. Ended
February 29 when defeated by Chicago, 2-1.

LONGEST ROAD WINNING STREAK:

7 1934-35. Began January 12 with 3-1 victory over Americans. Ended
February 16 when defeated by Toronto, 5-1.

LONGEST NON-LOSING STREAK:

19 1939-40. Won 14 games and tied 5. Began November 23 with 1-1 tie
against Canadiens. Ended January 14 when defeated by Chicago,
2-1. (Rangers then won next five in row for over-all record of
24 victories or ties in 25 games.)

LONGEST HOME NON-LOSING STREAK:

18 1939-40. Won 16 games and tied 2. Began November 28 with 4-1
victory over Detroit. Ended February 29 when defeated by
Chicago, 2-1.

LONGEST ROAD NON-LOSING STREAK:

- 11 1939-40. Won 6 games and tied 5. Began November 5 with 1-1 tie against Detroit. Ended January 14 when defeated by Chicago, 2-1.

MOST CONSECUTIVE TIE GAMES:

- 4 1929-30. Tied by Chicago, 1-1, on February 27; by Toronto, 3-3, on March 1; by Detroit, 2-2, on March 2; by Chicago, 2-2, on March 4. (All overtime games.)

LONGEST LOSING STREAK:

- 11 1943-44 Began October 30 with 5-2 defeat by Toronto. Ended November 28 with 2-2 tie against Canadiens.

LONGEST HOME LOSING STREAK:

- 6 19467-47. Began February 26 with 9-7 defeat by Chicago. Ended March 23 with 4-3 victory over Chicago.

LONGEST ROAD LOSING STREAK:

- 10 1943-44. Began October 30 with 5-2 defeat by Toronto. Ended December 25 with 5-3 victory over Toronto.

LONGEST NON-WINNING STREAK:

- 21 1943-44. Lost 17 games and tied 4. Began January 23 with 15-0 defeat by Detroit. Continued to end of season.

LONGEST HOME NON-WINNING STREAK:

- 10 1943-44. Lost 7 games and tied 3. Began January 30 with 5-3 defeat by Canadiens. Continued to end of season.

LONGEST ROAD NON-WINNING STREAK:

- 16 1952-53. Lost 12 games and tied 4. Began October 9 (opening game of season) with 5-3 defeat by Detroit. Ended December 25 with 2-1 victory over Boston.

MOST CONSECUTIVE SHUTOUTS:

- 4 1927-28. Defeated Pittsburgh, 3-0, on February 23; defeated Chicago, 1-0, on February 25; tied by Detroit, 0-0 (10 minutes overtime), on February 26; defeated Toronto, 1-0, on February 28.
(Including final 22 minutes and 38 seconds of game preceding above shutout streak, and opening 25 minutes and 4 seconds of game following streak. Rangers were not scored upon for 297 minutes and 42 seconds.)

MOST CONSECUTIVE TIMES SHUTOUT:

- 4 1927-28. Tied by Ottawa, 0-0 (10 minutes overtime), on February 7; tied by Ottawa, 0-0 (10 minutes overtime), on February 9; defeated by Chicago, 3-0, on February 12; defeated by Boston, 2-0 on February 19.
(Including final 37 minutes and 28 seconds of game preceding above scoreless string, and opening 44 minutes and 14 seconds of game following string. Rangers failed to score for 341 minutes and 42 seconds.)

LONGEST NON-SHUTOUT STREAK:

- 117 Began November 2, 1940 (opening game of season), with 4-1 victory over Toronto. Ended December 31, 1942, when defeated by Detroit, 2-0.
(Including two playoff games preceding streak, and nine playoff games during streak, Rangers were not shut out in overall total of 128 consecutive games.)

MOST GOALS, ONE GAME:

- 11 Defeated Americans, 11-5, at Madison Square Garden, March 16, 1939. Defeated Detroit, 11-2, at Madison Square Garden, January 25, 1942.

GREATEST WINNING MARGIN:

- 9 Defeated Canadiens, 9-0, at Madison Square Garden, February 4, 1940.
Defeated Detroit, 11-2, at Madison Square Garden, January 25, 1942. Defeated Chicago, 9-0, at Madison Square Garden, January 5, 1947. Defeated Canadiens, 9-0, at Madison Square Garden, January 30, 1949.

MOST GOALS BY OPPONENT, GREATEST LOSING MARGIN:

- 15 Defeated by Detroit, 15-0, at Detroit, January 23, 1944.

MOST GOALS, ONE GAME, RANGERS AND OPPONENTS:

- 19 Defeated by Boston, 10-9, at Boston, March 4, 1944.

HIGHEST TIE SCORE:

- Toronto vs. Rangers at Madison Square Garden, 6-6, February 3, 1946.

FASTEST TWO GOALS:

- 6 sec. Bud Cook at 17:02 and Bill Cook at 17:08 of first period against Detroit in Madison Square Garden, January 9, 1927. Rangers won, 4-1.

FASTEST THREE GOALS:

- 48 sec. Alex Shibicky at 17:02, Mac Colville at 17:34 and Grant Warwick at 17:50 of second period against Detroit in Madison Square Garden, January 25, 1942. Rangers won, 11-2.

FASTEST FOUR GOALS:

- 2 min, 10 sec. Don Raleigh at 12:10, Ed Slowinski at 13:01, Wally Hergesheimer at 13:15 and Wally Hergesheimer at 14:20 of the third period against Chicago in Madison Square Garden, March 12, 1952. Rangers won, 10-2.

FASTEST FIVE GOALS:

- 3 min, 46 sec. Grant Warwick at 15:30, Alex Shibicky at 16:43, Alex Shibicky at 17:42, Lynn Patrick at 18:32 and Alan Kuntz at 19:16 of third period against Americans in Madison Square Garden, January 13, 1942. Rangers won, 9-2.

PLAYER RECORDS

RECORDS FOR ONE SEASON

(Not including playoffs)

MOST GOALS:

- 33 Bill Cook, 1926-27; Bill Cook, 1931-32.
Playoffs: 8, Cecil Dillon, 1932-33.

MOST ASSISTS:

- 47 Andy Bathgate, 1955-56.
Playoffs: 7, Neil Colville, 1939-40.

MOST POINTS:

- 66 Andy Bathgate, 1955-56.
62 Frank Boucher, 1929-30.
Playoffs: 11, Pentti Lund, 1949-50.

MOST PENALTY MINUTES:

- 202 Lou Fontinato, 1955-56.
146 Ching Johnson, 1927-28.
Playoffs: 46, Ching Johnson, 1927-28.

MOST POINTS BY DEFENSEMAN:

- 51 Bill Gadsby, 1955-56.
35 Ott Heller, 1943-44; Hy Buller, 1951-52.
Playoffs: 7, Allan Stanley, 1949-50.

FASTEST TWO GOALS:

10 sec. Murray Murdoch at 10:06 and 10:16 of second period against Chicago in Madison Square Garden, January 16, 1927. Rangers won, 5-4.

FASTEST THREE GOALS:

3 min. 5 sec. Tony Leswick at 11:33, 12:03 and 14:38 of second period in Chicago, November 20, 1949. Rangers won, 5-2.

FASTEST THREE ASSISTS:

1 min. 21 sec. Don Raleigh at 5:23, 5:43 and 6:46 of first period against Canadiens in Madison Square Garden, November 16, 1947. Rangers won, 4-2.

CAREER RECORDS
(Not including playoffs)

MOST GOALS FOR THE RANGERS:

228 Bill Cook.
Playoffs: 16, Frank Boucher.

MOST ASSISTS FOR THE RANGERS:

261 Frank Boucher.
Playoffs: 20, Phil Watson.

MOST POINTS FOR THE RANGERS:

413 Frank Boucher.
Playoffs: 34, Frank Boucher.

MOST PENALTY MINUTES WITH THE RANGERS:

798 Ching Johnson.
Playoffs: 159, Ching Johnson.

MOST GAMES WITH THE RANGERS:

647 Ott Heller
Playoffs: 61, Ott Heller.

MOST CONSECUTIVE GAMES WITH THE RANGERS:

508 Murray Murdoch. Including 55 playoff games. Murdoch participated in 563 consecutive games for the Rangers.

MOST SHUTOUTS BY GOALTENDER WITH THE RANGERS:

40 Dave Kerr.
Playoffs: 7, Dave Kerr.

MOST SEASONS WITH THE RANGERS:

15 Ott Heller.

PARTICIPATED IN MOST PLAYOFFS WITH THE RANGERS:

10 Frank Boucher; Ching Johnson; Murray Murdoch.

MOST SEASONS SCORED 20 OR MORE GOALS FOR THE RANGERS:

7 Bryant Hextall.

MOST SEASONS SCORED 20 OR MORE ASSISTS FOR THE RANGERS:

6 Frank Boucher; Phil Watson.

MOST SEASONS SCORED 30 OR MORE POINTS FOR THE RANGERS:

7 Frank Boucher; Cecil Dillon; Bryan Hextall; Phil Watson.

MOST CONSECUTIVE SEASONS SCORED 20 OR MORE

GOALS FOR THE RANGERS:

6 Bryan Hextall.

MOST CONSECUTIVE SEASONS SCORED 20 OR MORE

ASSISTS FOR THE RANGERS:

6 Frank Boucher; Phil Watson.

MOST CONSECUTIVE SEASONS SCORED 30 OR MORE

POINTS FOR THE RANGERS:

7 Cecil Dillon.

LIFETIME LEADERS

The following is a compilation which shows the all-time leaders of the Rangers in the various departments of the game. In all cases, records are for action with the Rangers only and do not include play with other NHL clubs.

REGULAR SEASON

<i>Goals</i>	GOALS	<i>Player</i>
Bill Cook	228	
Bryan Hextall	187	
Cecil Dillon	160	
Bun Cook	154	
Frank Boucher	152	
Lynn Patrick	145	
Butch Keeling	136	
Phil Watson	127	
Grant Warwick	117	
Tony Leswick	113	
Alex Shibicky	110	

<i>Player</i>	ASSISTS	<i>Assists</i>
Frank Boucher	261	
Phil Watson	233	
Don Raleigh	207	
Lynn Patrick	190	
Ott Heller	176	
Bryan Hextall	175	
Edgar Laprade	172	
Neil Colville	166	
Bun Cook	139	
Bill Cook	138	
Cecil Dillon	121	
Grant Warwick	116	
Clint Smith	115	
Murray Murdoch	108	

<i>Points</i>	POINTS	<i>Player</i>
Frank Boucher	413	
Bill Cook	366	
Bryan Hextall	362	
Phil Watson	360	
Lynn Patrick	335	
Don Raleigh	307	
Bun Cook	293	
Cecil Dillon	281	
Edgar Laprade	280	
Neil Colville	265	
Grant Warwick	233	
Ott Heller	231	
Tony Leswick	202	

<i>Player</i>	PENALTIES	<i>Minutes</i>
Ching Johnson	798	
Phil Watson	471	
Ott Heller	465	
Bun Cook	436	
Tony Leswick	420	
Bill Cook	386	
Earl Seibert	338	

PLAYOFFS

<i>Player</i>	GOALS	<i>Goals</i>
Frank Boucher	16	
Bun Cook	15	
Bill Cook	13	
Cecil Dillon	13	
Alex Shibicky	12	

<i>Player</i>	ASSISTS	<i>Assists</i>
Phil Watson	20	
Neil Colville	19	
Frank Boucher	18	
Murray Murdoch	12	
Alex Shibicky	12	

<i>Player</i>	POINTS	<i>Points</i>
Frank Boucher	34	
Phil Watson	27	
Neil Colville	26	
Bill Cook	24	
Alex Shibicky	24	

<i>Player</i>	PENALTIES	<i>Minutes</i>
Ching Johnson	159	
Bill Cook	72	
Babe Pratt	70	
Ott Heller	61	
Art Coulter	50	

<i>Player</i>	GAMES PLAYED	<i>Games</i>
Ott Heller	61	
Murray Murdoch	55	
Frank Boucher	54	
Ching Johnson	54	
Butch Keeling	47	

REGULAR SEASON (Continued)

<i>Player</i>	GAMES PLAYED	<i>Games</i>
Ott Heller	647	
Phil Watson	546	
Frank Boucher	533	
Murray Murdoch	508	
Don Raleigh	506	
Butch Keeling	496	
Bill Cook	475	
Neil Colville	463	
Lynn Patrick	455	

SEASONAL LEADERS

Leading records by Rangers for one season's activity in the various departments of the game, and records for one year's playoff competition follow:

REGULAR SEASON

GOALS		
Player	Goals	Year
Bill Cook	33	1926-27
Bill Cook	33	1931-32
Lynn Patrick	32	1941-42
Bill Cook	30	1930-31
W. Hergesheimer ...	30	1952-53
Danny Lewicki	29	1954-55
Bill Cook	29	1929-30
Bill Cook	28	1932-33
Bryan Hextall	27	1942-43
Tony Leswick	27	1946-47
W. Hergesheimer ...	27	1953-54

ASSISTS

Player	Assists	Year
Andy Bathgate	47	1955-56
Bill Gadsby	42	1955-56
Don Raleigh	42	1951-52
Lynn Patrick	39	1942-43
Paul Ronty	38	1952-53
Phil Watson	37	1941-42
Frank Boucher	36	1929-30
B. O'Connor	36	1947-48
Edgar Laprade	34	1947-48

POINTS

Player	Points	Year
Andy Bathgate	66	1955-56
Frank Boucher	62	1929-30
Lynn Patrick	61	1942-43
Don Raleigh	61	1951-52
B. O'Connor	60	1947-48
Bill Cook	59	1929-30
Bryan Hextall	59	1942-43
W. Hergesheimer ...	59	1952-53
Bryan Hextall	56	1941-42
Lynn Patrick	54	1941-42
Bryan Hextall	54	1943-44
Ab DeMarco	54	1944-45
Paul Ronty	54	1952-53

PENALTIES

Player	Minutes	Year
Lou Fontinato	202	1955-56
Ching Johnson	146	1927-28
Gus Kyle	143	1949-50
Ching Johnson	127	1932-33
Tony Leswick	112	1950-51
Ivan Irwin	109	1953-54
Jack Evans	104	1955-56
Ching Johnson	106	1931-32
Hy Buller	96	1951-52
Jack Evans	95	1950-51
Doug Brennan	94	1932-33

PLAYOFFS

GOALS		
Player	Goals	Year
Cecil Dillon	8	1932-33
Frank Boucher	7	1927-28
Bun Cook	6	1931-32
Pentti Lund	6	1949-50

ASSISTS

Player	Assists	Year
Neil Colville	7	1939-40
Frank Boucher	6	1931-32
Phil Watson	6	1939-40
Ed Slowinski	6	1949-50

POINTS

Player	Points	Year
Pentti Lund	11	1949-50
Cecil Dillon	10	1932-33
Frank Boucher	9	1931-32
Phil Watson	9	1939-40
Neil Colville	9	1939-40
Don Raleigh	9	1949-50

PENALTIES

Player	Minutes	Year
Ching Johnson	46	1927-28
Paul Thompson	30	1927-28
Gus Kyle	30	1949-50
Bill Cook	26	1927-28
Ching Johnson	26	1928-29

REGULAR SEASON DEFENSEMEN

GOALS

Player	Goals	Year
Earl Seibert	13	1933-34
Hy Buller	12	1951-52
Ching Johnson	10	1927-28
Babe Siebert	9	1932-33
Bob Dill	9	1944-45
Bill Gadsby	9	1955-56

ASSISTS

Player	Assists	Year
Bill Gadsby	42	1955-56
Ott Heller	27	1943-44
Babe Pratt	24	1941-42
Ott Heller	23	1938-39

POINTS

Player	Points	Year
Bill Gadsby	51	1955-56
Ott Heller	35	1943-44
Hy Buller	35	1951-52
Babe Pratt	28	1941-42
Earl Seibert	25	1934-35

RANGERS ALL-TIME WON-AND-LOST RECORD

Year	G	W	L	T	GF	GA	Pts	Pos. Finished in NHL Race*	NHL Champion*
1926-27.....	44	25	13	6	95	72	56	First	Rangers
1927-28.....	44	19	16	9	94	79	47	Second	Boston
1928-29.....	44	21	13	10	72	65	52	Second	Boston
1929-30.....	44	17	17	10	136	143	44	Third	Boston
1930-31.....	44	19	16	9	106	87	47	Third	Boston
1931-32.....	48	23	17	8	134	112	54	First	Rangers
1932-33.....	48	23	17	8	135	107	54	Third	Boston
1933-34.....	48	21	19	8	120	113	50	Third	Detroit
1934-35.....	48	22	20	6	137	139	50	Third	Boston
1935-36.....	48	19	17	12	91	96	50	Fourth	Detroit
1936-37.....	48	19	20	9	117	106	47	Third	Detroit
1937-38.....	48	27	15	6	149	96	60	Second	Boston
1938-39.....	48	26	16	6	149	104	58	Second	Boston
1939-40.....	48	27	11	10	136	77	64	Second	Boston
1940-41.....	48	21	19	8	143	125	50	Fourth	Boston
1941-42.....	48	29	17	2	177	143	60	First	Rangers
1942-43.....	50	11	31	8	161	253	30	Sixth	Detroit
1943-44.....	50	6	39	5	162	310	17	Sixth	Canadiens
1944-45.....	50	11	29	10	154	247	32	Sixth	Canadiens
1945-46.....	50	13	28	9	144	191	35	Sixth	Canadiens
1946-47.....	60	22	32	6	167	186	50	Fifth	Canadiens
1947-48.....	60	21	26	13	176	201	55	Fourth	Toronto
1948-49.....	60	18	31	11	133	172	47	Sixth	Detroit
1949-50.....	70	28	31	11	170	189	67	Fourth	Detroit
1950-51.....	70	20	29	21	169	201	61	Fifth	Detroit
1951-52.....	70	23	34	13	192	219	59	Fifth	Detroit
1952-53.....	70	17	37	16	152	211	50	Sixth	Detroit
1953-54.....	70	29	31	10	161	182	68	Fifth	Detroit
1954-55.....	70	17	35	18	150	210	52	Fifth	Detroit
1955-56.....	70	32	28	10	204	203	74	Third	Canadiens
Totals.....	1618	626	704	288	4286	4640	1540		

*From 1926-27 through 1937-38, listing refer to American Division only

WON-AND-LOST RECORD; HOME-AND-AWAY

Year	Home							Road						
	G	W	L	T	GF	GA	Pts	G	W	L	T	GF	GA	Pts
1926-27.....	22	13	5	4	46	31	30	22	12	8	2	49	41	26
1927-28.....	22	10	8	4	47	36	24	22	9	8	5	47	43	23
1928-29.....	22	12	6	4	32	21	28	22	9	7	6	40	44	24
1929-30.....	22	11	5	6	79	54	28	22	6	12	4	57	89	16
1930-31.....	22	10	9	3	58	43	23	22	9	7	6	48	44	24
1931-32.....	24	13	7	4	66	54	30	24	10	10	4	68	58	24
1932-33.....	24	12	7	5	64	55	29	24	11	10	3	71	52	25
1933-34.....	24	11	7	6	58	47	28	24	10	12	2	62	66	22
1934-35.....	24	11	8	5	69	64	27	24	11	12	1	68	75	23
1935-36.....	24	11	6	7	49	42	29	24	8	11	5	42	54	21
1936-37.....	24	9	7	8	55	46	26	24	10	13	1	62	60	21
1937-38.....	24	15	5	4	82	50	34	24	12	10	2	67	46	26
1938-39.....	24	13	8	3	70	48	29	24	13	8	3	79	57	29
1939-40.....	24	17	4	3	82	33	37	24	10	7	7	54	44	27
1940-41.....	24	13	7	4	85	60	30	24	8	12	4	58	65	20
1941-42.....	24	15	8	1	97	72	31	24	14	9	1	80	71	29
1942-43.....	25	7	13	5	83	112	19	25	4	18	3	78	141	11
1943-44.....	25	4	17	4	78	135	12	25	2	22	1	84	175	5
1944-45.....	25	7	11	7	77	101	21	25	4	18	3	77	146	11

1945-46.....	25	8	12	5	72	85	21	25	5	16	4	72	106	14
1946-47.....	30	11	14	5	106	100	27	30	11	18	1	61	86	23
1947-48.....	30	11	12	7	90	96	29	30	16	14	6	86	105	26
1948-49.....	30	13	12	5	77	65	31	30	5	19	6	56	107	16
1949-50.....	35	19	12	4	89	73	42	35	9	19	7	81	116	25
1950-51.....	35	14	11	10	98	97	38	35	6	18	11	71	104	23
1951-52.....	35	16	13	6	112	97	38	35	7	21	7	80	122	21
1952-53.....	35	11	14	10	89	90	32	35	6	23	6	63	121	18
1953-54.....	35	18	12	5	95	90	41	35	11	19	5	66	92	27
1954-55.....	35	10	12	13	86	93	33	35	7	23	5	64	117	19
1955-56.....	35	20	7	8	122	78	48	35	12	21	2	82	125	26
Totals.....	809	365	279	165	2313	2068	895	809	261	425	123	1973	2572	645

ALL-TIME RECORD AGAINST EACH N.H.L. OPPONENT

Opponent	G	W	L	T	GF	GA	Pts
Boston	286	93	138	55	748	892	241
Canadiens	268	86	136	46	669	842	218
Chicago	286	131	109	46	829	775	308
Detroit	286	98	132	56	684	847	252
Toronto	268	87	135	46	686	827	220
Americans	94	57	23	14	295	189	128
Maroons	62	28	21	13	155	150	69
Ottawa	32	17	6	9	96	60	43
Philadelphia	6	6	0	0	27	9	12
Pittsburgh	24	18	3	3	75	40	39
St. Louis	6	5	1	0	22	9	10
Totals	1618	626	704	288	4286	4640	1540

ALL-TIME RECORD AGAINST EACH N.H.L. OPPONENT

Home							
Opponent	G	W	L	T	GF	GA	Pts
Boston	143	57	54	32	395	380	146
Canadiens	134	57	49	28	391	361	142
Chicago	143	68	52	23	441	380	159
Detroit	143	67	43	33	389	336	167
Toronto	134	52	55	27	371	383	131
Americans	47	26	13	8	140	102	60
Maroons	31	14	10	7	81	75	35
Ottawa	16	7	4	5	41	32	19
Philadelphia	3	3	0	0	15	5	6
Pittsburgh	12	11	0	1	39	11	23
St. Louis	3	3	0	0	10	3	6
Totals	809	365	280	164	2313	2068	894
Road							
Opponent	G	W	L	T	GF	GA	Pts
Boston	143	36	84	23	353	512	95
Canadiens	134	25	87	18	278	481	76
Chicago	143	63	57	23	388	395	149
Detroit	143	31	89	23	295	511	85
Toronto	134	35	80	19	315	444	89
Americans	47	31	10	6	155	87	68
Maroons	31	14	11	6	74	75	34
Ottawa	16	10	2	4	55	28	24
Philadelphia	3	3	0	0	12	4	6
Pittsburgh	12	7	3	2	36	29	16
St. Louis	3	2	1	0	12	6	4
Totals	809	261	424	124	1973	2572	646

RANGERS STANLEY CUP RECORD

Year	Opponent	G	W	L	T	GF	GA	Cup Winner
1926-27	Boston	2	0	1	1	1	3	Ottawa
1927-28	Pittsburgh	2	1	1	0	6	4	
	Boston	2	1	0	1	5	2	
1928-29	Maroons	5	3	2	0	5	6	Rangers
	Americans	2	1	0	1	1	0	
	Toronto	2	2	0	0	3	1	
1929-30	Boston	2	0	2	0	1	4	Boston
	Ottawa	2	1	0	1	6	3	
1930-31	Canadiens	2	0	2	0	1	4	Canadiens
	Maroons	2	2	0	0	8	1	
1931-32	Chicago	2	0	2	0	0	3	Canadiens
	Canadiens	4	3	1	0	13	9	
1932-33	Toronto	3	0	3	0	10	18	Toronto
	Canadiens	2	1	0	1	8	5	
1933-34	Detroit	2	2	0	0	6	3	
	Toronto	4	3	1	0	11	5	Rangers
1934-35	Maroons	2	0	1	1	1	2	Chicago
	Canadiens	2	1	0	1	6	5	
1936-37	Maroons	2	0	1	1	4	5	Maroons
	Toronto	2	2	0	0	5	1	
	Maroons	2	2	0	0	5	0	
1937-38	Detroit	5	2	3	0	8	9	Detroit
	Americans	3	1	2	0	7	8	Chicago
1938-39	Boston	7	3	4	0	12	14	Boston
	Boston	6	4	2	0	15	9	
1939-40	Toronto	6	4	2	0	14	11	Rangers
	Detroit	3	1	2	0	6	6	Boston
1941-42	Toronto	6	2	4	0	12	13	Toronto
1947-48	Detroit	6	2	4	0	12	17	Toronto
1949-50	Canadiens	5	4	1	0	15	7	
	Detroit	7	3	4	0	17	22	Detroit
1955-56	Canadiens	5	1	4	0	9	24	Canadiens
Totals		109	52	49	8	233	224	

The Stanley Cup champions of the years when the Rangers did not participate in the playoffs were: 1935-36, Detroit; 1942-43, Detroit; 1943-44, Canadiens; 1944-45, Toronto; 1945-46, Canadiens; 1946-47, Toronto; 1948-49, Toronto; 1950-51, Toronto; 1951-52, Detroit; 1952-53, Canadiens; 1953-54 and 1954-55, Detroit.

RANGERS ALL-TIME PLAYOFF RECORD AGAINST EACH OPPONENT

Opponent	Games	Won	Lost	Tied	Goals For	Goals Against
Boston	19	8	7	2	34	32
Canadiens	20	10	8	2	52	54
Chicago	2	0	2	0	0	3
Detroit	23	10	13	0	49	57
Toronto	23	13	10	0	55	49
Americans	5	2	2	1	8	8
Maroons	13	7	4	2	23	14
Ottawa	2	1	0	1	6	3
Pittsburgh	2	1	1	0	6	4
Totals	109	52	49	8	233	224

CYO SPORTSMANSHIP WINNER



Virtually wrapped around the goal posts Gump Worsley is shown receiving the CYO Sportsmanship plaque from Very Rev. Msgr. Harold S. Engel, Archdiocesan CYO director; and Barry Woods and Paul Hurrell, who played for the CYO's roller hockey champs.

They used to say, and Davey Kerr for one said it, that New York was the "graveyard of goal-tenders."

Davey was a great pre-war goalie for the Rangers. But it was his opinion, and many others agreed with him, that New York's hockey fans were rough on goalies, that they would ride 'em out of town, given the slightest encouragement.

Kerr actually lasted a long time, but it is our recollection that some of the balcony fans were rather harsh with him. Of course, they were old Americans' fans, remember?

Well, times have changed. The post-war period seems to have mellowed the harsh critics. At last they're beginning to appreciate Ranger goalies.

Chuck Rayner always had a strong following, and eventually he won the NHL's most valuable player award.

Johnny Bower got in one good year, and the Ranger Fan Club voted him the team's most popular player.

Gump Worsley has had three Ran-

ger seasons, and he not only won the Calder Trophy as Rookie of the Year, but followed it up last season with two awards.

One of them, you see above. The kids who are active in the CYO's popular roller hockey league selected him as their ideal for sportsmanship honors. This award was put into competition the previous season, the winner then being Danny Lewicki.

Worsley also took down the Ranger Fan Club popularity award, which came as a surprise to Gump. He didn't think he had so many friends.

"Golly, one day I read I'm on my way to Providence, and the next day I'm the greatest," Gump quipped.

Which is the life of any goalie. Yet rare has been the night in this post-war period when the customers got "on" the goalie in Blue. It's as if they've suddenly discovered how tough it is to stand up there and throw off a barrel full of hard rubber while standing on one ear.

NEW YORK RANGERS HALL OF FAME

NHL ALL-STARS

(Official All-Star teams were recognized beginning with the 1930-31 season. All-Star coaches were selected through 1945-46.)

Bill Cook, right wing.....	1930-31
Lester Patrick, coach.....	1930-31
Bill Cook, right wing.....	1931-32
Ching Johnson, defense.....	1931-32
Lester Patrick, coach.....	1931-32
Frank Boucher, center.....	1932-33
Bill Cook, right wing.....	1932-33
Ching Johnson, defense.....	1932-33
Lester Patrick, coach.....	1932-33
Frank Boucher, center.....	1933-34
Lester Patrick, coach.....	1933-34
Frank Boucher, center.....	1934-35
Earl Seibert, defense.....	1934-35
Lester Patrick, coach.....	1934-35
Lester Patrick, coach.....	1935-36
Cecil Dillon, right wing.....	1937-38
Lester Patrick, coach.....	1937-38
Bryan Hextall, right wing.....	1939-40
Dave Kerr, goal.....	1939-40
Bryan Hextall, right wing.....	1940-41
Bryan Hextall, right wing.....	1941-42
Lynn Patrick, left wing.....	1941-42
Frank Boucher, coach.....	1941-42
Bill Gadsby, defense.....	1955-56

NHL SCORING CHAMPIONS

TOTAL POINTS

Bill Cook (37)	1926-27
Bill Cook (50)	1932-33
Bryan Hextall (56)	1941-42

GOALS

Bill Cook (33)	1926-27
Bill Cook (33)	1931-32
Bill Cook (28)	1932-33
Bryan Hextall (24)	1939-40
Bryan Hextall (26)	1940-41
Lynn Patrick (32)	1941-42

ASSISTS

Frank Boucher (16)	1928-29
Frank Boucher (36)	1929-30
Frank Boucher (28)	1932-33
Phil Watson (37)	1941-42

NHL TROPHY AWARDS

HART TROPHY

Buddy O'Connor	1947-48
Chuck Rayner	1949-50

LADY BYNG TROPHY

Frank Boucher	1927-28
Frank Boucher	1928-29
Frank Boucher	1929-30
Frank Boucher	1930-31
Frank Boucher	1932-33
Frank Boucher	1933-34
Frank Boucher	1934-35
Clint Smith	1938-39
Buddy O'Connor	1947-48
Edgar Laprade	1949-50

VEZINA TROPHY

Dave Kerr	1939-40
-----------------	---------

CALDER TROPHY

Kilby Macdonald	1939-40
Grant Warwick	1941-42
Edgar Laprade	1945-46
Pentti Lund	1948-49
Lorne Worsley	1952-53
Camille Henry	1953-54

STANLEY CUP

SCORING LEADERS

TOTAL POINTS

Frank Boucher (8)	1927-28
*Butch Keeling (3)	1928-29
Frank Boucher (9)	1931-32
Cecil Dillon (10)	1932-33
*Phil Watson (9)	1939-40
*Neil Colville (9)	1939-40
Pentti Lund (11)	1949-50
Bill Gadsby (4)	1955-56

GOALS

Frank Boucher (7)	1927-28
*Butch Keeling (3)	1928-29
*Bun Cook (6)	1931-32
Cecil Dillon (8)	1932-33
*Pentti Lund (6)	1949-50
Guy Gendron (2)	1955-56

ASSISTS

Bill Cook (3)	1927-28
*Paul Thompson (2)	1928-29
*Butch Keeling (3)	1929-30
Frank Boucher (6)	1931-32
*Murray Murdoch (4)	1932-33
*Art Somers (4)	1932-33
Neil Colville (7)	1939-40
*Ed Slowinski (6)	1949-50
*Bill Gadsby (3)	1955-56
*Dan Lewicki (3)	1955-56

*Tie.

