

58TH SEASON

1983-84

YEARBOOK

\$4.00

TAX INCLUDED





THE NEW YORK RANGERS THE MSG NETWORK AND...



Thank you
PaineWebber



EASTERN
America's favorite way to fly.



MINOLTA
THE BIG A
GO FOR THE ACTION!



mazda



Mobil

BRISTOL-MYERS
PRODUCTS



**MANUFACTURERS
HANOVER TRUST**
Our facts make your money worth more.

"WHAT A TEAM!"

FROM THE SPORTS LIBRARY OF
RETROSEASONS.com

www.retroseasons.com/library/



The 1983-84
Ranger Yearbook

Official Guide and Records
Of The New York Rangers

Editor

JOHN HALLIGAN

Associate Editors

Janet Halligan

Arthur Friedman

Editorial Assistants

Rich Carlino

Albert Fekety

Barry Watkins

Chief Photographer

George Kalinsky

Contributing Photographers

Ray Amati

John Bava

Bruce Bennett

Bob Glass

John Tremmel

Cover Design

Steve Sonnack, National
Hockey League Services

MSG Cover Photos

Mike Martin

Other Cover Photos

John Tremmel

Published by

New York Rangers


(All Contents Copyrighted)



(Rangers received National Hockey
League franchise on May 15, 1926)



9



62

Contents

1983-84 Schedule	2
Radio, Television Schedule ..	3
Ranger Officials	4
Ranger Directory	5
Craig Patrick	6
Herb Brooks	7
Behind The Scenes	8
Player Biographies, Records	10-71
Ranger Roster	64-65
History Of The Rangers	72-73
1982-83 . . . In Review	74-94
The NHL/1983-84	78
Ranger Records	95-124
All-Time Ranger Roster	125-128





63



103

1983-84 Rangers Schedule

S	M	T	W	T	F	S	S	M	T	W	T	F	S
OCTOBER							NOVEMBER						
						1			1	2 BUFF.	3	4	5 QUE.
2	3	4	5 N. J.	6	7 N. J.	8 PITT.	6	7	8 N. J.	9 CALG.	10	11	12 WASH.
9	10 L. A.	11	12	13 WASH.	14	15 ST. L.	13 DET.	14	15	16 WASH.	17	18	19 BOST
16 PHIL.	17	18	19 CALG.	20	21	22 ISL.	20 QUE.	21	22	23 BUFF.	24	25 WASH.	26 HART.
23 ISL. EDM. 30	24 31	25	26 WINN.	27	28 TOR.	29	27	28 VANC.	29	30 CHI.			
DECEMBER							JANUARY						
				1	2	3 DET.	1	2 *WASH.	3	4 N. J.	5	6	7 *BOST.
4 MINN.	5	6	7 WASH.	8	9	10	8 ISL.	9	10	11	12 PHIL.	13	14 ISL.
11	12 N. J.	13	14 EDM.	15	16	17 ISL.	15	16 DET.	17	18 ST. L.	19	20 PITT.	21 TOR.
18	19	20	21 PITT.	22	23 CHI.	24	22	23	24	25 PITT.	26 MONT.	27	28
25	26 PITT.	27	28 CHI.	29	30 PHIL.	31 BUFF.	29 ST. L.	30	31				
FEBRUARY							MARCH						
			1	2 CALG.	3	4 VANC.					1	2	3 WASH.
5 L. A.	6	7	8 WINN.	9 MINN.	10	11 L. A.	4 VANC.	5	6	7 MINN.	8	9 WINN.	10 EDM.
12	13	14	15 ISL.	16	17	18 ISL.	11	12	13	14 PHIL.	15	16	17 *PHIL.
19 PHIL.	20	21	22	23	24 QUE.	25 MONT.	18	19	20 BOST.	21	22 N. J.	23	24 PHIL.
26 PITT.	27	28 N. J.	29 TOR.				25 MONT.	26	27	28	29 PITT.	30	31 HART.
* AFTERNOON GAME   HOME AWAY							APRIL						
							1 HART.	2	3	4	5	6	7
							8	9	10	11	12	13	14

Follow The Rangers on Radio, TV

Once again this season, Ranger fans will be able to watch or listen to all 80 regular-season games, either on the Madison Square Garden Cable Network, superstation WOR-TV (Channel 9), or WNEW Radio (1130-AM).

All 40 home games will be carried on the MSG Cable Network and WNEW radio. WNEW will air seven road contests as well. In addition, 29 road games will be telecast back to New York on WOR-TV.

Jim Gordon, Phil Esposito, and John Davidson handle the television announcing chores, while Marv Albert and Sal Messina do the honors on radio.

TELEVISION

- | | |
|-------------------------------|---------------------------------|
| Oct. 8—Rangers at Pittsburgh | Jan. 12—Rangers at Philadelphia |
| Oct. 15—Rangers at St. Louis | Jan. 21—Rangers at Toronto |
| Nov. 2—Rangers at Buffalo | Jan. 25—Rangers at Pittsburgh |
| Nov. 5—Rangers at Quebec | Feb. 2—Rangers at Calgary |
| Nov. 12—Rangers at Washington | Feb. 4—Rangers at Vancouver |
| Nov. 19—Rangers at Boston | Feb. 5—Rangers at Los Angeles |
| Nov. 25—Rangers at Washington | Feb. 9—Rangers at Minnesota |
| Nov. 26—Rangers at Hartford | Feb. 25—Rangers at Montreal |
| Dec. 3—Rangers at Detroit | Mar. 3—Rangers at Washington |
| Dec. 26—Rangers at Pittsburgh | Mar. 7—Rangers at Minnesota |
| Dec. 28—Rangers at Chicago | Mar. 9—Rangers at Winnipeg |
| Dec. 31—Rangers at Buffalo | Mar. 10—Rangers at Edmonton |
| Jan. 2—Rangers at Washington | Mar. 17—Rangers at Philadelphia |
| Jan. 7—Rangers at Boston | Mar. 24—Rangers at Philadelphia |
| | Mar. 31—Rangers at Hartford |



MARV ALBERT JOHN DAVIDSON PHIL ESPOSITO JIM GORDON SAL MESSINA

RADIO


- | | |
|-------------------------------------|--------------------------------------|
| Oct. 5—New Jersey at Rangers | Dec. 23—Chicago at Rangers |
| Oct. 7—Rangers at New Jersey | Dec. 30—Philadelphia at Rangers |
| Oct. 10—Los Angeles at Rangers | Jan. 4—New Jersey at Rangers |
| Oct. 13—Washington at Rangers | Jan. 8—Islanders at Rangers |
| Oct. 16—Philadelphia at Rangers | Jan. 14—Rangers at Islanders |
| Oct. 19—Calgary at Rangers | Jan. 16—Detroit at Rangers |
| Oct. 22—Rangers at Islanders | Jan. 18—St. Louis at Rangers |
| Oct. 23—Islanders at Rangers | Jan. 20—Pittsburgh at Rangers |
| Oct. 26—Winnipeg at Rangers | Jan. 26—Montreal at Rangers |
| Oct. 28—Toronto at Rangers | Jan. 29—St. Louis at Rangers |
| Oct. 30—Edmonton at Rangers | Feb. 8—Rangers at Winnipeg |
| Nov. 8—Rangers at New Jersey (WMCA) | Feb. 11—Rangers at Los Angeles |
| Nov. 9—Calgary at Rangers | Feb. 15—Islanders at Rangers |
| Nov. 13—Detroit at Rangers | Feb. 18—Rangers at Islanders (WOR) |
| Nov. 16—Washington at Rangers | Feb. 19—Philadelphia at Rangers |
| Nov. 20—Quebec at Rangers | Feb. 23—Quebec at Rangers |
| Nov. 23—Buffalo at Rangers | Feb. 26—Pittsburgh at Rangers |
| Nov. 28—Vancouver at Rangers | Feb. 28—Rangers at New Jersey |
| Nov. 30—Chicago at Rangers | Feb. 29—Rangers at Toronto |
| Dec. 4—Minnesota at Rangers | Mar. 4—Vancouver at Rangers |
| Dec. 7—Washington at Rangers | Mar. 14—Philadelphia at Rangers |
| Dec. 12—New Jersey at Rangers | Mar. 20—Boston at Rangers |
| Dec. 14—Edmonton at Rangers | Mar. 22—Rangers at New Jersey (WMCA) |
| Dec. 17—Rangers at Islanders (WOR) | Mar. 25—Montreal at Rangers |
| Dec. 21—Pittsburgh at Rangers | Mar. 29—Pittsburgh at Rangers |
| | Apr. 1—Hartford at Rangers |

NEW YORK RANGERS HOCKEY CLUB


A Division of Madison Square Garden Center, Inc.



Craig Patrick
General Manager




Herb Brooks
Coach




Carol Vadnais
Assistant Coach

(First season in current position . . . Outstanding defenseman in 17 NHL seasons, including seven with the Rangers).



Joe Bucchino
Manager of Team Operations

(Second season in current position, after previously serving as administrative assistant and on training staff . . . Sixth season overall with Rangers).



Wayne Thomas
Assistant Coach

(Fourth season in current position . . . Playing career covered nine seasons with Toronto, Montreal and Rangers).

GAME TIMES

1983-84 Season

All Home Games	7:35 P.M.
Except:	
Mar. 4	8:35 P.M.
Mar. 25	8:05 P.M.

New York Rangers

Club Directory

(A Division of Madison Square Garden Center, Inc.)

Phone (212) 563-8000 Madison Square Garden TWX 710-581-4528
4 Pennsylvania Plaza
New York, N.Y. 10001

President John H. Krumpe
Vice President Richard H. Zahnd
Vice President, Controller Mel Lowell
Secretary Edwin M. Ost, Jr.
Treasurer Stephen Schwartz

Vice President & General

Manager Craig Patrick
Coach Herb Brooks
Assistant Coach Wayne Thomas
Assistant Coach Carol Vadnais
Public Relations Director Vince Casey
Manager of Team Operations Joe Bucchino
Chief Scout Dan Summers
Scouting Staff Ray Clearwater, Johnny Gagnon,
Chuck Grillo, Paul Henry,
Lou Jankowski, Richard Rose,
Lars-Erik Sjoberg
Team Doctors John G. Grozine, M.D., James A.
Nicholas, M.D., Barton Nisonson, M.D.
W. Norman Scott, M.D.

Training Staff Jerry Maloney, Joe Murphy,
Bob Williams, Jeff Berg

Executive Offices Madison Square Garden

Home Ice Madison Square Garden

Seating Capacity 17,500

Largest Crowd 17,500

Press Facilities 33rd Street

Press Box Telephone 212/563-8221

Press Lounge Telephone 212/563-8212

Hotline Telephone 212/594-9410

Television Facilities 31st Street

Radio Facilities 33rd Street

Rink Dimensions 200 feet by 85 feet

Ends and Sides of Rink Herculite Tempered Plate Glass

Nickname Rangers

Club Colors Blue, Red, White

Uniforms Home: Base color white, trimmed with
blue and red.

Road: Base color blue, trimmed with
red and white

Training Camp Rye, New York

TV Announcers Jim Gordon, Phil Esposito,
John Davidson

Radio Announcers Marv Albert, Sal Messina

Television Outlets WOR-TV (9) and Madison Square
Garden Cable Network


Radio Outlet WNEW-AM (1130)



CRAIG PATRICK

General Manager

Joined the Rangers on July 22, 1980, in newly-created capacity of director of operations and added the coaching duties on November 22 of that year . . . Rangers posted a 26-23-11 record under his helm . . . Was named vice president and general manager on June 4, 1981 . . . Born in Detroit on May 20, 1946, where father, Lynn, had been stationed in the army . . . Spent most of his youth in New Haven and Boston . . . Is the fourth member of his family over three generations to have coached the Rangers . . . Grandfather Lester Patrick was architect of the original Ranger team in 1926, coaching and managing club until 1946 . . . Uncle Muzz Patrick was a defenseman and later served as general manager and coach of the Rangers from 1955 through 1964 . . . Father Lynn Patrick was All-Star wing with Rangers, and later coached the team from 1948 through 1950 . . . Craig played eight seasons in the National Hockey League, scoring 163 points (72 goals, 91 assists) in a total of 401 games . . . Played with California, St. Louis, Kansas City and Washington before retiring following the 1978-79 season . . . Served as assistant manager and assistant coach of United States Olympic Team that captured gold medal at Lake Placid in February of 1980 . . . Was just starting administrative position with Amateur Hockey Association of the United States when offered Ranger job . . . Is a graduate of Denver University (1969) where he majored in business administration . . . Played on two NCAA championship teams (1968 and 1969) at Denver and turned down an offer to be captain of the 1972 U.S. Olympic Team in favor of a professional contract with the Oakland Seals . . . Captained the U.S. National Team in the 1979 World Championships in Moscow . . . Married, wife's name: Sue . . . Three children, sons Cory and Ryan and daughter Erin . . . Lives in Pleasantville, New York.



HERB BROOKS

Coach

Selectd as the 19th head coach in the 58-year history of the Rangers on June 4, 1981 . . . Rangers have posted a mark of 74-62-24 in the first two seasons under his leadership . . . Was born on August 5, 1937 in St. Paul, Minnesota . . . When signed by the Rangers, he had been coaching in Davos, Switzerland . . . Enjoyed an outstanding coaching career at both the U.S. collegiate and national levels . . . Before turning to coaching, Brooks starred as a player with the University of Minnesota and had considerable experience in international hockey . . . Was the last man cut from the 1960 Olympic gold-medal winning team . . . Subsequently, he played for the 1964 and 1968 Olympic squads . . . Was a defenseman . . . After he finished playing, Brooks returned to his alma mater as assistant coach under Glen Sonmor . . . Was appointed head coach in 1972 where in seven years the Gophers compiled a record of 175-100-20 in 295 games for a winning percentage of .627 . . . Led teams to three NCAA championships in 1974, 1976 and 1979 . . . After the 1978-79 season he was named coach of the U.S. National team and in February 1980, he guided the United States Olympic Team to a gold medal in the Winter Olympics at Lake Placid, New York . . . His signing by the Rangers, reunited Brooks with Craig Patrick as the two-man tandem that led the United States to that historic victory . . . Graduated from college with a degree in psychology . . . His teams are always in top condition and excel at the fundamentals . . . Used to sell insurance in St. Paul . . . Runs a hockey school during the summer and also makes numerous speaking engagements . . . Returns to Minnesota during the off-season . . . Married, wife's name: Patti . . . Two children, son Danny and daughter Kelly.


Behind The Scenes



JERRY MALONEY
Head Trainer



JOE MURPHY
Training Staff



BOB WILLIAMS
Training Staff



JEFF BERG
Training Staff

NEW YORK OFF-ICE OFFICIALS

(Scorers, Timekeepers, Goal Judges, Statisticians)

Ed Aubel	Ed Hertensten	Saul Maslow	Arthur Reichert
Paul Christie	Charles Joyce	Frank Megaffin	(Supervisor)
Tony Daddario	Frank Koch	Joe Patrick	Joe Schaefer

RANGER WORKING AGREEMENT CLUBS

TULSA OILERS
Central Hockey League
(TOM WEBSTER, Coach)

PEORIA PRANCERS
International Hockey League
(GLEN PATRICK, Coach)

NEW YORK RANGERS' 1983 ENTRY DRAFT SELECTIONS

Round	Player	Team	Position
1	Dave Gagner	Brantford Alexanders	C
2	Randy Heath	Portland Winter Hawks	LW
3	Vesa Salo	Lukko (Finland)	D
3	Gordon Walker	Portland Winter Hawks	LW
4	Peter Andersson	Orebro (Sweden)	D
5	Jim Andonoff	Belleville Bulls	RW
6	Bob Alexander	Rosemount H. S. (Minn.)	D
7	Steve Orth	St. Cloud Tech (Minn.)	C
8	Peter Marcov	Welland Jr. B	LW
9	Paul Jerrard	Notre Dame Juvenile (Sask.)	D/RW
10	(Transferred to Hartford)		
11	Bryan Walker	Portland Winter Hawks	D
12	Ulf Nilsson	Skelleftea (Sweden)	G



VICTORS GET SPOILS

Award time comes at the end of each and every hockey season, and the 1982-83 campaign was no exception. Center Mark Pavelich (above) and defenseman Tom Laidlaw (below) carted off some of the hardware last season. Pavelich was presented with the Frank Boucher Trophy by Debbie Friedman, president of the Rangers Fan Club. The Boucher trophy is awarded to "the most popular Ranger on and off the ice." Laidlaw was honored by the West Side Association of Commerce and received the association's Players' Player Award, as voted by the Rangers themselves. That award was presented by Leon Casper, vice chairman of the association.



Mike Allison

CENTER


6'0" 200 lbs. Shoots right

Born: Fort Frances, Ont.

March 28, 1961

Off-Season Home:


Fort Frances, Ont.



1982-83: For the second consecutive season his playing time was severely limited, as he suffered injuries to both knees causing him to miss a total of 33 games . . . Was sent to Tulsa of the Central Hockey League for conditioning purposes in March following his second injury . . . Called back by the Rangers on March 14, he took a regular shift for the remainder of the campaign and through the playoffs until suffering another knee injury in the fifth game of the Islander series . . . Scored two goals against Winnipeg on Jan. 12 and had a pair of two-assist efforts vs. Pittsburgh on Oct. 31 and against Philadelphia on Mar. 31 . . . Finished the season as a + 8 in the plus/minus ratings.

CAREER: Was Rangers' second round selection in 1980 Entry Draft . . . Scored 95 points in his last year of junior hockey with Sudbury of the Ontario Hockey Association . . . Was on the ice only 46 seconds in his first NHL game on Oct. 9, 1980, in Boston Garden, when he scored on his first shot against Rogatien Vachon . . . Two nights later, in Toronto, he scored a hat trick including the winning goal in an 8-3 Ranger victory . . . Held Ranger rookie records for assists (38) and points (64) until they were both surpassed in 1981-82 by Mark Pavelich . . . Another highlight of Allison's rookie season was in the playoffs when he scored back-to-back game winning goals against the St. Louis Blues . . . Only five of his 44 NHL goals have been scored on the power play . . . Best career scoring has come vs. the Islanders and Capitals with five goals against each.

PERSONAL: Started playing youth hockey in Canada when he was eight . . . Grew up in Fort Frances, Ontario, a small town of about 10,000 people . . . His father teaches history and economics in high school and his older brother, Dave, played with Nova Scotia of the AHL last season . . . Played a lot of tennis during the summer . . . Not married.



14

Mike Allison

CAREER HIGHS

- MOST GOALS, GAME:** 3, Oct. 11, 1980 vs. Tor.
- MOST ASSISTS, GAME:** 3, Feb. 12, 1981 vs. Winn.
- MOST POINTS, GAME:** 3, (four times) last—Mar. 31, 1983 vs. Phila.
- MOST PIM, GAME:** 22, Oct. 9, 1981 vs. Winn.
- MOST SHOTS, GAME:** 5, Dec. 10, 1980 vs. Wash.

- FIRST NHL GAME:** Oct. 9, 1980 vs. Bost.
- FIRST NHL GOAL:** Oct. 9, 1980 vs. Bost. (Vachon)

AMATEUR AND PROFESSIONAL RECORD

MICHAEL EARNEST ALLISON

Season	Club	Lea	Regular Schedule				Playoffs					
			GP	G	A	PTS	PIM	GP	G	A	PTS	PIM
1977-78	New Westmstr.	WCHL	5	0	1	1	2
1977-78	Kenora	MJHL	47	30	36	66	70
1978-79	Sudbury	OHL	59	24	32	56	41	10	4	2	6	18
1979-80	Sudbury	OHL	67	24	71	95	74	9	8	6	14	6
1980-81	Rangers	NHL	75	26	38	64	83	14	3	1	4	20
1981-82	Springfield	AHL	2	0	0	0	0
1981-82	Rangers	NHL	48	7	15	22	74	10	1	3	4	18
1982-83	Tulsa	CHL	6	2	2	4	2
1982-83	Rangers	NHL	39	11	9	20	37	8	0	5	5	10
NHL and Ranger Totals			162	44	62	106	194	32	4	9	13	48

Obtained in Entry Draft, June, 1980; second round choice, number 35 overall.

Kent-Erik Andersson

RIGHT WING

6'2" 190 lbs. Shoots right

Born: Orebro, Sweden

May 24, 1951

Off-Season Home:


Karlstad, Sweden



1982-83: Played his first season with Rangers after being acquired from Hartford on Oct. 1 in exchange for Ed Hospodar . . . Whalers had obtained him from North Stars earlier in the day for future considerations . . . First goal as a Ranger came in his fourth outing in a New York uniform, on Oct. 13, at the Garden, against Rick St. Croix of Philadelphia . . . Registered a career high three assists on Mar. 23 at Detroit . . . Six of his eight goals were scored at the Garden . . . Was a + 6 in plus/minus ratings . . . Appeared in all nine playoff games . . . Played with many different line combinations.

CAREER: Spent five seasons with the North Stars after being signed as a free agent in 1977 . . . Played six seasons for Farjestads in Sweden's major league and has appeared in over 50 games for his country's National team . . . Was a regular on Minnesota's penalty killing unit throughout his five seasons with team . . . Has seven power play goals, six shorthanded scores and 13 game-winning goals in his NHL career . . . Always played well against the Rangers, scoring six goals vs. New York . . . Best career scoring has come against Washington with eight goals . . . Most productive single season was 1980-81 when he tallied 41 points (17 goals, 24 assists) in 77 contests.

PERSONAL: Plays all three forward positions equally well . . . An excellent skater, he is an intense defensive performer who is almost never out of position . . . Strong forechecker, he likes to do most of his penalty killing in the other team's zone . . . Missed 30 games in the 1978-79 season with a broken arm . . . Wears contact lenses when he is playing . . . Wore uniform number 8 with the North Stars . . . Has a good command of English . . . Enjoys sailing during the off-season . . . Married, wife's name: Lotta . . . Has two daughters.



24

Kent-Erik Andersson

CAREER HIGHS

- MOST GOALS, GAME:** 2, (four times) last—Apr. 4, 1981 vs. St. L.
- MOST ASSISTS, GAME:** 3, Mar. 23, 1983 vs. Det.
- MOST POINTS, GAME:** 3, (three times) last—Mar. 23, 1983 vs. Det.
- MOST PIM, GAME:** 10, (twice) last—Mar. 25, 1982 vs. Det.
- MOST SHOTS, GAME:** 7, Nov. 24, 1982 vs. Minn.

- FIRST NHL GAME:** Oct. 12, 1977 vs. Mont.
- FIRST NHL GOAL:** Oct. 29, 1977 vs. Wash (G. Smith)

PROFESSIONAL RECORD

KENT-ERIK ANDERSSON

Season	Club	Lea	Regular Schedule					Playoffs				
			GP	G	A	PTS	PIM	GP	G	A	PTS	PIM
1976-77	Farjestads	..SWEDEN	30	17	17	34
1977-78	MinnesotaNHL	73	15	18	33	4
1978-79	MinnesotaNHL	41	9	4	13	4
1979-80	Oklahoma City	..CHL	3	0	2	2	2
1979-80	MinnesotaNHL	61	9	10	19	8	13	2	4	6	2
1980-81	MinnesotaNHL	77	17	24	41	22	19	2	4	6	2
1981-82	MinnesotaNHL	70	9	12	21	18	4	0	2	2	0
1982-83	RangersNHL	71	8	20	28	14	9	0	0	0	0
NHL Totals			393	67	88	155	70	45	4	10	14	4
Ranger Totals			71	8	20	28	14	9	0	0	0	0

Traded from Hartford to New York for defenseman, Ed Hospodar, October 1, 1982.

Mike Backman

RIGHT WING


5'10" 175 lbs. Shoots right

Born: Halifax, N.S.

January 2, 1955

Off-Season Home:


Halifax, N.S.



1982-83: Spent most of the season with Tulsa of the Central Hockey League where he led the Oilers in scoring with 28 goals and 47 assists for 76 points in 71 games . . . Tied for the club leadership in power play goals with 11 and was third in penalty minutes with 170 . . . Was called up by the Rangers on March 22 and played the final seven regular-season games and all nine play-off contests for New York . . . Tallied his first NHL goal on April 1 at the Garden against Ron Low of the Devils enabling the Rangers to gain a 3-3 tie with New Jersey . . . Was very impressive in the playoffs, scoring the game-winning goal in the first game of the Philadelphia series and adding another score in the third and clinching match of the series . . . Had two assists in the Islander series, both on goals by Ron Duguay.

CAREER: Strong performance during the pre-season this September earned him a spot in the Rangers' lineup for the opening game of the 1983-84 season . . . Has been a professional for five years playing in Toledo, Ohio; New Haven, Conn; Springfield, Mass; and Tulsa, Okla . . . Played three games with the Rangers in 1981-82 season from March 4-March 8 . . . First NHL point was an assist in his second game on March 6 against the Islanders . . . Was selected by the Quebec Nordiques of the WHA in the 1975 amateur draft in the seventh round . . . Was playing for St. Mary's University at the time and did not sign with the Nordiques . . . Was signed by the Rangers as a free agent in 1979.

PERSONAL: Excellent checker and defense player . . . Learns quickly and is very coachable . . . Has worn uniform number 21 during both his stints with Rangers . . . Married, wife's name: Toni . . . One daughter.



21

Mike Backman

CAREER HIGHS

- MOST GOALS, GAME:** 1, Apr. 1, 1983 vs. N.J.
- MOST ASSISTS, GAME:** 2, Mar. 23, 1983 vs. Det.
- MOST POINTS, GAME:** 2, Mar. 23, 1983 vs. Det.
- MOST PIM, GAME:** 4, Mar. 26, 1983 vs. Isl.
- MOST SHOTS, GAME:** 4, Apr. 1, 1983 vs. N.J.

* * * * *

- FIRST NHL GAME:** Mar. 4, 1982 vs. Phila.
- FIRST NHL GOAL:** Apr. 1, 1983 vs. N.J. (Low)

PROFESSIONAL RECORD

MICHAEL CHARLES BACKMAN

Season	Club	Lea	Regular Schedule					Playoffs				
			GP	G	A	PTS	PIM	GP	G	A	PTS	PIM
1978-79	Toledo	IHL	66	25	38	63	171	6	4	2	6	17
1978-79	New Haven	AHL	6	2	1	3	0	6	3	1	4	15
1979-80	New Haven	AHL	74	18	28	46	156	10	6	8	14	14
1980-81	New Haven	AHL	62	27	27	54	224	4	1	0	1	14
1981-82	Springfield	AHL	74	24	27	51	147
1981-82	Rangers	NHL	3	0	2	2	4	1	0	0	0	2
1982-83	Tulsa	CHL	71	29	47	76	170
1982-83	Rangers	NHL	7	1	3	4	6	9	2	2	4	0
NHL and Ranger TotalsNHL			10	1	5	6	10	10	2	2	4	2

Signed as free agent, September, 1979.

Bill Baker

DEFENSE


6'1" 195 lbs. Shoots left

Born: Grand Rapids, MN

November 29, 1956

Off-Season Home:

Grand Rapids, MN




1982-83: Acquired in the waiver draft just prior to the start of the season . . . Appeared in 70 games, including 39 of the 40 during the first half of the season, missing only the Dec. 20 contest with a bruised right shoulder . . . Played in only two playoff outings, the final two games of the Islander series . . . First goal as a Ranger was the game-winner in the third period against the Flyers on Oct. 13 . . . Also tallied the game-winning goal on Jan. 29 in Rangers' 2-1 victory over the Penguins . . . Other goals were against the Maple Leafs on Nov. 20 and the Kings on Dec. 15.

CAREER: Chosen by the Montreal Canadiens in the third round of the 1976 amateur draft . . . Played 11 games with Montreal in 1980-81 where his defense partner was Rod Langway . . . Was traded to the Rockies on March 10, 1981 . . . Colorado dealt him to St. Louis for Joe Micheletti and Dick Lamby on Dec. 4, 1981 . . . Played his college hockey at the University of Minnesota under Herb Brooks . . . Captained the school's NCAA championship team in 1978-79 when he set team records for most assists by a defenseman (42) and most points (54) by a defenseman . . . Member of the gold medal-winning 1980 U.S. Olympic Hockey Team . . . Scored the tying goal against Sweden with just 27 seconds left in the first game of the Olympics . . . Recipient of University of Minnesota conference medal, symbolic of that school's top student-athlete.

PERSONAL: A business major in college, he was accepted into dental school at New York University, but he postponed it to pursue hockey full time . . . Four-year letter winner at Grand Rapids High School, a school that has been dominant in Minnesota state hockey . . . Also earned letters in basketball and football . . . Spent part of the summer taking some college courses . . . Enjoys playing racketball, fishing and camping . . . Not married.



Bill Baker



CAREER HIGHS

MOST GOALS, GAME: 2, Mar. 9, 1982 vs. Isl.
MOST ASSISTS, GAME: 2 (twice) last—Oct. 15, 1981 vs. L.A.
MOST POINTS, GAME: 2, (four times) last—Nov. 20, 1982 vs. Tor.
MOST PIM, GAME: 32, Nov. 22, 1980 vs. Phila.
MOST SHOTS, GAME: 4 (three times) last—Dec. 26, 1982 vs. Pitt.
 * * * * *

FIRST NHL GAME: Oct. 28, 1980 vs. Isl.
FIRST NHL GOAL: Feb. 16, 1982 vs. Buff. (Edwards)
AMATEUR AND PROFESSIONAL RECORD

WILLIAM ROBERT BAKER

Season	Club	Lea	Regular Schedule					Playoffs				
			GP	G	A	PTS	PIM	GP	G	A	PTS	PIM
1975-76	U. of Minn.	WCHA	44	8	15	23	28
1976-77	U. of Minn.	WCHA	28	0	8	8	42
1977-78	U. of Minn.	WCHA	38	10	23	33	24
1978-79	U. of Minn.	WCHA	44	12	42	54	38
1979-80	U.S. National Team		60	5	25	30	74
1979-80	U.S. Olympic Team		7	1	0	1	4
1979-80	Nova Scotia	AHL	12	4	8	12	5	1	0	1	1	0
1980-81	Nova Scotia	AHL	18	5	12	17	42
1980-81	Montreal	NHL	11	0	0	0	32
1980-81	Colorado	NHL	13	0	3	3	12
1981-82	Fort Worth	CHL	10	3	12	15	20
1981-82	Colorado	NHL	14	0	3	3	17
1981-82	St. Louis	NHL	35	3	5	8	50	4	0	0	0	0
1982-83	Rangers	NHL	70	4	14	18	64	2	0	0	0	0
NHL Totals			143	7	25	32	175	6	0	0	0	0
Ranger Totals			70	4	14	18	64	2	0	0	0	0

Obtained in waiver draft from St. Louis, October 4, 1982.

Barry Beck

DEFENSE


6'3" 215 lbs. Shoots left

Born: Vancouver, B.C.

June 3, 1957

Off-Season Home:


New York, NY



1982-83: Had a steady two-way season in his fourth year with Rangers, playing the best defensive hockey of his NHL career . . . Finished as a + 22 in plus/minus ratings, second highest figure on the team . . . Was sidelined four times during the season with different injuries, missing a total of 14 games . . . Four of his first five goals were power play scores . . . Had at least five shots on goal on eight different occasions . . . Switched to uniform number 5, the number he wore with the Rockies . . . Six of his 12 goals were scored against Patrick Division rivals . . . Scored six points during the playoffs, three vs. the Flyers and three vs. the Islanders.

CAREER: Traded to the Rangers in exchange for five players on November 2, 1979 . . . Was the second pick overall in the 1977 Amateur Draft when he was selected by the Rockies . . . Finished second in voting for the Calder Trophy as the NHL's top rookie . . . Set NHL record for goals by a rookie defenseman with 22 in 1977-78 . . . Played for NHL All-Stars in Challenge Cup Series with the Soviet Union in 1979 . . . Scored game-winning goal in his Madison Square Garden debut for Rangers, helping team to an 8-4 victory over Kings on Nov. 7, 1979 . . . Has 31 lifetime power play goals in the NHL . . . Best scoring has come vs. St. Louis with nine career goals against the Blues . . . Played his junior hockey with the New Westminster Bruins of the WCHL.

PERSONAL: Has served as team captain of the Rangers since Feb. 4, 1981 . . . Played football in high school, where he was a middle linebacker and received several college scholarship offers . . . Is very involved in a program for underprivileged youngsters in the Metropolitan area. . . Went to Europe during the summer, visiting several countries . . . Enjoys tennis and weight-lifting . . . Not married.



5

Barry Beck

CAREER HIGHS

MOST GOALS, GAME: 3, Dec. 17, 1977 vs. Minn.
MOST ASSISTS, GAME: 3, (twice) last—Jan. 11, 1980 vs. Edm.
MOST POINTS, GAME: 4, Dec. 17, 1977 vs. Minn.
MOST PIM, GAME: 31, Dec. 14, 1981 vs. Pitt.
MOST SHOTS, GAME: 8, Feb. 14, 1982 vs. Que.
 * * * * *

FIRST NHL GAME: Oct. 14, 1977 vs. Vanc.
FIRST NHL GOAL: Oct. 15, 1977 vs. Chi. (Esposito)

AMATEUR AND PROFESSIONAL RECORD

BARRY DAVID BECK

Season	Club	Lea	Regular Schedule					Playoffs				
			GP	G	A	PTS	PIM	GP	G	A	PTS	PIM
1973-74	Langley	BCHL	63	8	28	36	329
1973-74	Kamloops	WCHL	1	0	0	0	0
1974-75	New Westmstr.	WCHL	58	9	33	42	162	18	4	9	13	52
1975-76	New Westmstr.	WCHL	68	19	80	99	325	17	3	9	12	58
1976-77	New Westmstr.	WCHL	61	16	46	62	167	12	4	6	10	39
1977-78	Colorado	NHL	75	22	38	60	89	2	0	1	1	0
1978-79	Colorado	NHL	63	14	28	42	91
1979-80	Colorado	NHL	10	1	5	6	8
1979-80	Rangers	NHL	61	14	45	59	98	9	1	4	5	6
1980-81	Rangers	NHL	75	11	23	34	231	14	5	8	13	32
1981-82	Rangers	NHL	60	9	29	38	111	10	1	5	6	14
1982-83	Rangers	NHL	66	12	22	34	112	9	2	4	6	8
NHL Totals			410	83	190	273	740	44	9	22	31	60
Ranger Totals			262	46	119	165	552	42	9	21	30	60

Traded from Colorado to New York for Pat Hickey, Lucien DeBlois, Mike McEwen, Dean Turner and future considerations (Bobby Crawford), November 2, 1979.

Mike Blaisdell

RIGHT WING


6'1" 200 lbs. Shoots right

Born: Moose Jaw, Sask.

January 18, 1960

Off-Season Home:

Regina, Sask.




1982-83: Acquired from the Detroit Red Wings, along with Willie Huber and Mark Osborne, in exchange for Ron Duguay, Ed Johnstone and Ed Mio . . . Played in all 80 regular-season games for the second consecutive year . . . Scored 18 goals and 23 assists for 41 points after registering 55 points in 1981-82 campaign (23 goals, 32 assists) . . . All 18 of his goals came in even-strength situations . . . Had three assists against the Whalers on Feb. 20 and a two-goal effort vs. the Maple Leafs on Dec. 11 . . . Switched to uniform number 21 last season, after wearing number 14 his previous two years with Red Wings.

CAREER: Detroit's first selection in the 1980 entry draft . . . His 71 goals with the Regina Pats of the WCHL was the second highest total in the league . . . Only teammate Doug Wickenheiser, now with Montreal, scored more (89 goals) . . . Was named to the WCHL's second all-star team for the 1979-80 season . . . Played college hockey with the University of Wisconsin in 1978-79 season before returning to Regina . . . Divided the 1980-81 season between Detroit and Adirondack of the American Hockey League . . . Scored the first two goals of his NHL career in the same game, vs. Colorado on Oct. 23, 1980, helping the Red Wings to a 5-1 victory . . . Has four lifetime power play goals, five game-winning scores and seven two-goal games.

PERSONAL: Makes his off-season home in Regina, where he works at a hockey school . . . Softball, tennis and water skiing are among his favorite pastimes during the summer . . . Nicknamed "Blazer" . . . Not married.

18



Michael Blaisdell

CAREER HIGHS

MOST GOALS, GAME: 2, (seven times) last—Dec. 11, 1982 vs. Tor.

MOST ASSISTS, GAME: 3, (twice) last—Feb. 20, 1983 vs. Htf.

MOST POINTS, GAME: 4, Oct. 29, 1981 vs. Calg.

MOST PIM, GAME: 10, (twice) last—Nov. 9, 1981 vs. Que.

* * * * *

FIRST NHL GAME: Oct. 10, 1980 vs. Vanc.

FIRST NHL GOAL: Oct. 23, 1980 vs. Colo. (Astrom)

AMATEUR AND PROFESSIONAL RECORD

MICHAEL WALTER BLAISDELL

Season	Club	Lea	Regular Schedule					Playoffs				
			GP	G	A	PTS	PIM	GP	G	A	PTS	PIM
1977-78	Regina	WCHL	6	5	5	10	2	13	4	7	11	0
1977-78	Regina	SJHL	60	70	46	116	43
1978-79	Univ. of Wisc.	WCHA	20	7	1	8	15
1979-80	Regina	WCHL	63	71	38	109	62	18	16	9	25	26
1980-81	Detroit	NHL	32	3	6	9	10
1980-81	Adirondack	AHL	41	10	4	14	8	12	2	2	4	5
1981-82	Detroit	NHL	80	23	32	55	48
1982-83	Detroit	NHL	80	18	23	41	22
NHL Totals			192	44	61	105	80

Traded from Detroit to New York with Willie Huber and Mark Osborne for Ron Duguay, Ed Johnstone and Ed Mio, June 14, 1983.

Rick Chartraw

DEFENSE


6'2" 205 lbs. Shoots right

Born: Caracas, Venezuela

July 13, 1954

Off-Season Home:

Manhattan Beach, CA



1982-83: Played the first half of the season with Los Angeles, scoring eight points (three goals, five assists) in 31 games . . . Rangers obtained him on waivers on Jan. 13 and he made his debut on Jan. 15 in Boston Garden . . . Appeared in 26 regular-season games for Rangers and all nine playoff contests . . . Both goals as a Ranger came in the same match, Mar. 23, in Detroit, when he tallied once in the second period and once in the third against Gilles Gilbert . . . Played very well in the playoffs, finishing as a + 1, while spending time on defense and also skating as a forward on several occasions.

CAREER: Was drafted in the first round (10th overall) by Montreal in the 1974 Amateur Draft . . . Played on four Stanley Cup championship teams while with the Canadiens . . . Was traded to the Kings on February 17, 1981 for future considerations . . . Is entering his 10th season in the National Hockey League . . . Selected as a first team all-star in 1974-75 season while playing for Nova Scotia in the American Hockey League . . . Has appeared in 74 playoff games, most of any current Ranger . . . Was a teammate of Craig Patrick on Team USA in the 1976 Canada Cup series . . . Played his junior hockey with the Kitchener Rangers of the OHA, where his teammates included Dave Maloney, Bill Barber and Larry Robinson.

PERSONAL: Born in Caracas, Venezuela, he was raised in Erie, Pa. and is an American citizen . . . Spent his first 3½ years in Venezuela, where his father built power stations . . . Went to Canada at age 17 to play junior hockey . . . Lived in several places while growing up, including Dayton, Chicago and Orlando before his family finally settled in Erie when he was 10 years old . . . Has two older sisters . . . Nicknamed "Charty" . . . Not married.



11

CAREER HIGHS

- MOST GOALS, GAME:** 2, (twice) last—Mar. 23, 1983 vs. Det.
MOST ASSISTS, GAME: 2, (twice) last—Mar. 27, 1982 vs. Colo.
MOST POINTS, GAME: 2, (seven times) last—Mar. 23, 1983 vs. Det.
MOST PIM, GAME: 17, Jan. 24, 1982 vs. Vanc.
 * * * * *
- FIRST NHL GAME:** Oct. 9, 1974 vs. Isl.
FIRST NHL GOAL: Jan. 13, 1976 vs. Wash. (Wolfe).

AMATEUR AND PROFESSIONAL RECORD

RAYMOND RICHARD CHARTRAW

Season	Club	Lea	Regular Schedule					Playoffs				
			GP	G	A	PTS	PIM	GP	G	A	PTS	PIM
1972-73	Kitchener	OHA	59	10	22	32	102
1973-74	Kitchener	OHA	70	17	44	61	150
1974-75	Montreal	NHL	12	0	0	0	6
1974-75	Nova Scotia	AHL	58	7	20	27	148	6	1	2	3	4
1975-76	Nova Scotia	AHL	33	12	24	36	49
1975-76	Montreal	NHL	16	1	3	4	25	2	0	0	0	0
1976-77	Montreal	NHL	43	3	4	7	59	13	2	1	3	17
1977-78	Montreal	NHL	68	4	12	16	64	10	1	0	1	10
1978-79	Montreal	NHL	62	5	11	16	29	16	2	1	3	24
1979-80	Montreal	NHL	66	5	7	12	35	10	2	2	4	0
1970-81	Montreal	NHL	14	0	0	0	4
1980-81	Los Angeles	NHL	21	1	6	7	28	4	0	1	1	4
1981-82	New Haven	AHL	33	3	9	12	39
1981-82	Los Angeles	NHL	33	2	8	10	56	10	0	2	2	17
1982-83	Los Angeles	NHL	31	3	5	8	31
1982-83	Rangers	NHL	26	2	2	4	37	9	0	2	2	6
NHL Totals			392	26	58	84	374	74	7	9	16	78
Ranger Totals			26	2	2	4	37	9	0	2	2	6

Obtained on waivers from Los Angeles, January 13, 1983.

Nick Fotiu

(Foe-TEE-You)

LEFT WING


6'2" 210 lbs. Shoots left

Born: Staten Island, NY

May 25, 1952

Off-Season Home:

East Falmouth, MA




1982-83: Scored a career high 21 points . . . Enjoyed the first two-goal game of his career when he tallied twice against the Kings on Dec. 15 . . . All eight of his goals were scored at Madison Square Garden . . . Was a + 6 in the plus/minus ratings . . . Missed two games with the flu and the final four regular-season contests with a mild concussion . . . Had under 100 penalty minutes for the first time in his NHL career . . . Played on a variety of different line combinations.

CAREER: Played his first organized hockey in the Rangers'-sponsored Metropolitan Junior Hockey Association, with the New Hyde Park Arrows at age 15 . . . Turned pro in 1973-74 with the Cape Cod Cubs of the North American Hockey League . . . Entered the World Hockey Association in 1974-75 with the New England Whalers . . . Was signed as a free agent by the Rangers in June of 1976 . . . Played three seasons with New York before being claimed by Hartford in NHL expansion draft in June 1979 . . . Reacquired from Hartford on January 15, 1981 for a fifth round draft choice . . . Has 30 goals as a Ranger, 19 of them at the Garden . . . Comes into current season 15 games shy of 500 in his NHL career.

PERSONAL: Attended New Dorp High School on Staten Island . . . First New York City-born player to play with Rangers . . . Has fantastic desire and determination . . . One of the most popular players to ever wear a Ranger uniform . . . As the pre-game warmups conclude, he remains on the ice and tosses pucks into the seats . . . Established Nick Fotiu Youth Foundation two years ago, with specific intent to develop athletic programs for the youth of New York City . . . Enjoys fishing and softball . . . Married, wife's name: Leslie . . . One daughter.

22



Nick Fotiu

CAREER HIGHS

- MOST GOALS, GAME:** 2, Dec. 15, 1982 vs. L.A.
- MOST ASSISTS, GAME:** 2, (three times) last—Apr. 2, 1982 vs. Pitt.
- MOST POINTS, GAME:** 2, (six times) last—Dec. 15, 1982 vs. L.A.
- MOST PIM, GAME:** 27, Mar. 24, 1982 vs. Pitt.
- MOST SHOTS, GAME:** 5, Jan. 11, 1982 vs. Minn.

- FIRST NHL GAME:** Oct. 6, 1976 vs. Minn.
- FIRST NHL GOAL:** Dec. 4, 1976 vs. Minn. (G. Smith)

AMATEUR AND PROFESSIONAL RECORD

NICHOLAS EVLAMPIOS FOTIU

Season	Club	Lea	Regular Schedule					Playoffs				
			GP	G	A	PTS	PIM	GP	G	A	PTS	PIM
1971-72	New Hyde Park	32	6	17	23	135
	N.Y.MJHA											
1972-73		DID NOT PLAY									
1973-74	Cape CodNAHL	72	12	24	36	371
1974-75	Cape CodNAHL	5	2	1	3	13
1974-75	New EnglandWHA	61	2	2	4	144	4	2	0	2	27
1975-76	Cape CodNAHL	6	2	1	3	15
1975-76	New EnglandWHA	49	3	2	5	94	16	3	2	5	57
1976-77	RangersNHL	70	4	8	12	174
1977-78	New HavenAHL	5	1	1	2	9
1977-78	RangersNHL	59	2	7	9	105	3	0	0	0	5
1978-79	RangersNHL	71	3	5	8	190	4	0	0	0	6
1979-80	HartfordNHL	74	10	8	18	107	3	0	0	0	6
1980-81	HartfordNHL	42	4	3	7	79
1980-81	RangersNHL	27	5	6	11	91	2	0	0	0	4
1981-82	RangersNHL	70	8	10	18	151	10	0	2	2	6
1982-83	RangersNHL	72	8	13	21	90	5	0	1	1	6
NHL Totals			485	44	60	104	987	27	0	3	3	33
Ranger Totals			369	30	49	79	801	24	0	3	3	27

Reacquired from Hartford on January 15, 1981 for a 1981 fifth round draft pick.

Robbie Ftorek

CENTER


5'10" 155 lbs. Shoots left

Born: Needham, MA

Jan. 2, 1952

Off-Season Home:

Wolfboro, NH



1982-83: Spent his first full season with the Rangers . . . Played in a total of 61 games, missing 11 contests with a pulled groin muscle and eight with a strained left knee . . . Also missed the first five playoff games with a knee injury . . . Switched to uniform number 8 after wearing 38 during his first three NHL seasons . . . Appeared in his 200th NHL game on Nov. 6 and scored his 200th NHL point on Feb. 20 . . . Notched a career high four assists against the Capitals on Jan. 1 . . . Had a two-goal game vs. the Sabres on Jan. 5 . . . Centered for several different line combinations throughout the season and also spent considerable time on the penalty killing unit.

CAREER: Made his NHL debut with the Red Wings in 1972-73 season . . . Played for five seasons in the WHA where he was a first team All-Star selection twice and the league's most valuable player in 1976-77 when he tallied 117 points in 80 games . . . Was a member of 1972 United States Olympic Team . . . Rangers acquired him from Quebec Nordiques on Dec. 13, 1981 for Jere Gillis and Dean Talafous . . . When Talafous retired, Pat Hickey was sent to Quebec to complete deal . . . Was team captain of the Nordiques at the time of the trade . . . Of his 65 NHL goals, 18 have come on the power play . . . Has done his best career scoring against the Kings, with seven lifetime goals.

PERSONAL: Has played in seven different cities during his professional career . . . Well liked among his teammates . . . Had outstanding high school and amateur career in the Boston area . . . Always very cooperative in dealing with the press . . . Married, wife's name: Wendy . . . One son, one daughter.



8

Robert Ftoerek #8

CAREER HIGHS

- MOST GOALS, GAME:** 3, Mar. 18, 1981 vs. Wash.
- MOST ASSISTS, GAME:** 4, Jan. 1, 1983 vs. Wash.
- MOST POINTS, GAME:** 5, Jan. 27, 1980 vs. Det.
- MOST PIM, GAME:** 12, Mar. 8, 1981 vs. Chi.
- MOST SHOTS, GAME:** 7, Feb. 13, 1982 vs. Htf.

- FIRST NHL GAME:** Dec. 26, 1972 vs. Pitt.
- FIRST NHL GOAL:** Oct. 13, 1973 vs. Bost. (Gilbert)

PROFESSIONAL RECORD

ROBERT BRIAN FTOEREK

Season	Club	Lea	Regular Schedule					Playoffs				
			GP	G	A	PTS	PIM	GP	G	A	PTS	PIM
1972-73	Detroit	NHL	3	0	0	0	0
1972-73	Tidewater	AHL	55	17	42	59	36	5	2	2	4	4
1973-74	Detroit	NHL	12	2	5	7	4
1973-74	Virginia	AHL	65	24	42	66	37
1974-75	Tulsa	CHL	11	6	10	16	14
1974-75	Phoenix	WHA	53	31	37	68	29	5	2	5	7	2
1975-76	Phoenix	WHA	80	41	72	113	109	5	1	3	4	2
1976-77	Phoenix	WHA	80	46	71	117	86
1977-78	Cincinnati	WHA	80	59	50	109	54
1978-79	Cincinnati	WHA	80	39	77	116	87	3	3	2	5	6
1979-80	Quebec	NHL	52	18	33	51	28
1980-81	Quebec	NHL	78	24	49	73	104	5	1	2	3	17
1981-82	Quebec	NHL	19	1	8	9	4
1981-82	Rangers	NHL	30	8	25	33	24	10	7	4	11	11
1982-83	Rangers	NHL	61	12	19	31	41	4	1	0	1	0

NHL Totals	255	65	139	204	205	19	9	6	15	28
Ranger Totals	91	20	44	64	65	14	8	4	12	11

Traded from Quebec to New York, along with Quebec's eighth round choice in 1982 Entry Draft, for Jere Gillis and Dean Talafous (later Pat Hickey), December 31, 1981.

Ron Greschner

DEFENSE/FORWARD


6'2" 205 lbs. Shoots left

Born: Goodsoil, Sask.

December 22, 1954

Off-Season Home:

New York, NY



1982-83: Due to assortment of back problems, he has played only 39 regular-season games in the last two years, only 10 last season . . . First appearance last season came on Feb. 5, in St. Louis . . . Played in five of next six contests before being sidelined again from Feb. 23 to Mar. 21 . . . Returned on Mar. 23 playing in five of final seven regular-season games and eight of nine playoff games . . . Tallied three points against the Blues on Mar. 29 . . . All eight regular-season points were scored on the road . . . Scored two power play goals during the playoffs, against the Flyers on Apr. 9 and the Islanders on Apr. 14.

CAREER: Starts the current season 11th on Rangers' all-time scoring list with 394 points, only 10 behind Phil Esposito's total of 404 points as a Ranger . . . Has 31 lifetime power play goals and 13 game-winning goals to his credit . . . Only career hat trick came on Mar. 22, 1978, at St. Louis against Phil Myre . . . Has 10 two-goal games as a Ranger . . . Had exceptional junior career with New Westminster Bruins of Western Canada League . . . Was captain of team in 1973 when he set league mark for most points by a defenseman (103) . . . Played just seven games with Providence of the AHL, before joining Rangers in 1974.

PERSONAL: Native of Goodsoil, Saskatchewan, where his father ran the local hotel . . . Nicknamed "Gresch", he now lives year-around in Manhattan . . . When just 12 years-of-age, he was playing hockey in a senior league, where many of the players were in their late 20s and 30s . . . Plays a lot of tennis and golf during the summer months .

4

Ron Greschner



CAREER HIGHS

MOST GOALS, GAME: 3, Mar. 22, 1978 vs. St. L.
MOST ASSISTS, GAME: 4, Mar. 24, 1978 vs. Wash.
MOST POINTS, GAME: 4, (four times) last—Oct. 11, 1980 vs. Wash.
MOST PIM, GAME: 14, Oct. 25, 1980 vs. Det.
MOST SHOTS, GAME: 9, (twice) last—Oct. 24, 1976 vs. Vanc.
 * * * * *

FIRST NHL GAME: Nov. 3, 1974, vs. Buff.
FIRST NHL GOAL: Dec. 8, 1974 vs. Mont. (Dryden)
100th NHL GOAL: Dec. 20, 1980 vs. Minn. (Beaupre)
 AMATEUR AND PROFESSIONAL RECORD

RONALD JOHN GRESCHNER

Season	Club	Lea	Regular Schedule					Playoffs				
			GP	G	A	PTS	PIM	GP	G	A	PTS	PIM
1971-72	New W'minst..	WCHL	44	1	9	10	126	5	1	2	3	0
1972-73	New W'minst.	WCHL	68	22	47	69	169	5	2	4	6	19
1973-74	New W'minst.	WCHL	67	33	70	103	170	11	5	6	11	18
1974-75	Providence	AHL	7	5	6	11	10
1974-75	Rangers	NHL	70	8	37	45	93	3	0	1	1	2
1975-76	Rangers	NHL	77	6	21	27	93
1976-77	Rangers	NHL	80	11	36	47	89
1977-78	Rangers	NHL	78	24	48	72	100	3	0	0	0	2
1978-79	Rangers	NHL	60	17	36	53	66	18	7	5	12	16
1979-80	Rangers	NHL	76	21	37	58	103	9	0	6	6	10
1980-81	Rangers	NHL	74	27	41	68	112	14	4	8	12	17
1981-82	Rangers	NHL	29	5	11	16	16
1982-83	Rangers	NHL	10	3	5	8	0	8	2	2	4	12

NHL and Ranger Totals 554 122 272 394 672 55 13 22 35 59

Obtained in Amateur Draft, June, 1974; second round choice, number 32 overall.

Glen Hanlon

GOALTENDER

6'0" 185 lbs. Shoots right

Born: Brandon, Man.

February 20, 1957

Off-Season Home:

Surrey, B.C.




1982-83: Became a Ranger on January 4, 1983, when he was acquired from St. Louis, along with forward Vaclav Nedomansky, in exchange for defenseman Andre Dore . . . Had appeared in 14 games for the Blues, posting a 3-8-1 record and a 4.47 goals-against average . . . First appearance in a Ranger uniform came on January 9 against the Devils at Madison Square Garden . . . Turned away 19 shots in helping to lead the Rangers to a 4-3 victory . . . Started 19 games and made a total of 21 appearances for New York, recording a mark of 9-10-1 . . . Enjoyed a spectacular game against the Islanders on March 16 at the Garden, facing 36 shots as the Rangers skated to a 2-1 victory over the Stanley Cup champions . . . Was 5-2-0 in his last seven regular-season starts including 8-2 and 4-1 victories over the Flyers . . . Only playoff appearance was a 5-0 defeat to the Islanders in the second game of the series.

CAREER: Was the Vancouver Canucks' third choice (40th overall) in the 1977 amateur draft . . . Played his junior hockey with the Brandon Wheat Kings of the WCHL where he won that league's leading goaltender award and was on the first all-star team in his final junior season . . . Was voted the Central Hockey League's Rookie of the Year in 1977-78 while with the Canucks' farm club in Tulsa . . . Played four games with Vancouver late in the season allowing only nine goals . . . Was Canucks' number one goalie until being traded to the St. Louis Blues on March 9, 1982 for Tony Currie, Jim Nill, Rick Heinz and the Blues' fourth round 1982 draft choice . . . With Mike Liut playing most of the games, he didn't see much action during his brief stay in St. Louis . . . Has five career shutouts in the NHL, all achieved while with Vancouver.

PERSONAL: Winning grin is as much a part of his equipment as his 20-pound goalie pads and face mask . . . Enjoys the outdoors and is an avid fisherman . . . Married, wife's name: Louise .

1



Glen Hanlon
77/1

CAREER HIGHS

- LONGEST WIN STREAK:** 5, Nov. 10, 1979-Nov. 18, 1979.
- LONGEST UNBEATEN STREAK:** 6, (5-0-1) Nov. 6, 1979-Nov. 18, 1979.
- LONGEST SHUTOUT STREAK:** 114:29, Dec. 16, 1978-Dec. 28, 1978.
- MOST SHOTS FACED, GAME:** 52, Oct. 15, 1980 vs. Chi.
- * * * * *
- FIRST NHL GAME:** Mar. 31, 1978 vs. Phila.
- FIRST NHL SHUTOUT:** Nov. 1, 1978 vs. Chi. (1-0).

AMATEUR AND PROFESSIONAL RECORD

GLEN HANLON

Season	Club	Lea	Regular Schedule				Playoffs					
			GP	MINS	GA	SO	AVG	GP	MINS	GA	SO	AVG
1973-74	Brandon	MJHL	20	1059	64	1	3.63
1974-75	Brandon	WCHL	43	2498	176	0	4.22	5	284	29	0	6.12
1975-76	Brandon	WCHL	64	3523	234	4	3.99	5	300	33	0	6.60
1976-77	Brandon	WCHL	65	3784	195	4	3.09	16	914	54	0	3.48
1977-78	Tulsa	CHL	53	3123	160	3	3.07	2	120	5	0	2.50
1977-78	Vancouver	NHL	4	200	9	0	2.70
1978-79	Vancouver ^a	NHL	31	1821	94	3	3.10
1979-80	Vancouver ^a	NHL	57	3341	193	0	3.47	2	60	3	0	3.00
1980-81	Vancouver ^a	NHL	17	798	59	1	4.44
1980-81	Dallas	CHL	4	239	8	1	2.01
1981-82	Vancouver	NHL	28	1610	106	1	3.95
1981-82	St. Louis	NHL	2	76	8	0	6.30	3	109	9	0	4.95
1982-83	St. Louis	NHL	14	671	50	0	4.47
1982-83	Rangers	NHL	21	1173	67	0	3.43	1	60	5	0	5.00

NHL Totals 174 9690 586 5 3.63 6 229 17 0 4.45
 Ranger Totals 21 1173 67 0 3.43 1 60 5 0 5.00

^a Received one assist.

Traded from St. Louis to New York with Vaclav Nedomansky for Andre Dore, Jan. 4, 1983.

Anders Hedberg

(HED-berg)

RIGHT WING

5'11" 175 lbs. Shoots left

Born: Ornskoldsvik, Sweden

February 25, 1951

Off-Season Home:

Arnasvall, Sweden



1982-83: Talented right wing made a remarkable comeback following 1981-82 season that was aborted after just four games when he was forced to undergo major reconstructive surgery on his left knee . . . Finished last season fourth on team in goals with 25 and tied for second in game-winners with five . . . Played in 78 of 80 regular-season contests, missing only Nov. 17 and Mar. 29 outings . . . Tallied the 100th goal of his NHL career on Oct. 27 against Calgary . . . Had two-goal games against Toronto on Dec. 5 and New Jersey on Dec. 30 . . . Was second on team among forwards in plus/minus ratings with a + 17 . . . Had three assists vs. Maple Leafs on Nov. 20 . . . Most dramatic goal of season came on Feb. 1, when he scored with 33 seconds remaining enabling Rangers to gain a 5-5 tie at Los Angeles . . . Led Rangers in scoring during playoffs with 12 points in nine games.

CAREER: Originally signed with the Rangers as a free agent in 1978 following four outstanding seasons with the Winnipeg Jets of the World Hockey Association . . . Never had less than 50 goals in any of his four WHA seasons and was a first team All-Star three times . . . In 322 career games with the Rangers, Hedberg has scored 120 goals and 159 assists for 279 points . . . Has 24 lifetime power play goals and 17 game-winning scores . . . Had honor of scoring first penalty shot goal in Ranger playoff history when he beat Mike Liut of St. Louis on Apr. 17, 1981 . . . Was voted Rangers' MVP by members of media in 1979-80 season.

PERSONAL: Works hard and is always in superb playing condition which he augments by some of the exercise programs he learned as a physical education major in college in Sweden . . . Was raised in Ornskoldsvik, a small papermill town of about 40,000 in Sweden . . . Married, wife's name: Gun-Marie . . . Two sons and one daughter.

15

Anders Hedberg



CAREER HIGHS

MOST GOALS, GAME: 4, Oct. 26, 1980 vs. Det.
MOST ASSISTS, GAME: 4, Feb. 18, 1981 vs. Tor.
MOST POINTS, GAME: 6, Oct. 26, 1980 vs. Det.
MOST PIM, GAME: 19, Dec. 26, 1980 vs. Wash.
MOST SHOTS, GAME: 8, (four times) last—Oct. 22, 1980 vs. Vanc.

FIRST NHL GAME: Oct. 12, 1978 vs. Phila.
FIRST NHL GOAL: Oct. 15, 1978 vs. Colo. (Favell)
100th NHL GOAL: Oct. 27, 1982 vs. Calg. (Edwards)
PROFESSIONAL RECORD

ANDERS HUGO HEDBERG


Season	Club	Lea	Regular Schedule					Playoffs				
			GP	G	A	PTS	PIM	GP	G	A	PTS	PIM
1974-75	Winnipeg	WHA	65	53	47	100	45
1975-76	Winnipeg	WHA	76	50	55	105	48	13	13	6	19	15
1976-77	Winnipeg	WHA	68	70	61	131	48	20	13	16	29	13
1977-78	Winnipeg	WHA	77	63	59	122	60	9	9	6	15	2
1978-79	Rangers	NHL	80	33	45	78	33	18	4	5	9	12
1979-80	Rangers	NHL	80	32	39	71	21	9	3	2	5	7
1980-81	Rangers	NHL	80	30	40	70	52	14	8	8	16	6
1981-82	Rangers	NHL	4	0	1	1	0
1982-83	Rangers	NHL	78	25	34	59	12	9	4	8	12	4
NHL and Ranger Totals			322	120	159	279	118	50	19	23	42	29

Signed as free agent, June, 1978.

Willie Huber

DEFENSE


6'5" 225 lbs. Shoots right
Born: Strasskirchen, Germany
January 15, 1958
Off-Season Home:
Detroit, MI



1982-83: The tallest and heaviest player in the National Hockey League, he became a Ranger on June 14 along with forwards Mike Blaisdell and Mark Osborne for Ron Duguay, Ed Johnstone and Ed Mio . . . Has spent the last five seasons as a regular on the Detroit defense corps . . . Registered 43 points (14 goals, 29 assists) last season, the fourth consecutive year he has reached the 40-point mark . . . Scored three power play goals and was third on the Red Wings in shots on goal (241) and second in penalty minutes (106) . . . Wore jersey number 7 during his five years in Detroit.

CAREER: Detroit's first choice, 9th overall in the 1978 Amateur Draft . . . Played with the Hamilton Fincups of the OHA, where he was selected to the league's second All-Star team in 1977-78 . . . Represented Team Canada in the 1981 World Hockey championship in Sweden . . . Recipient of Detroit Sports Broadcasters Award as 1978-79 Red Wings Rookie of the Year . . . Has missed only 12 games over the last three seasons . . . Led the Red Wings in penalty minutes (164) in 1979-80 . . . NHL totals show 19 power play goals, seven game-winners and five two-goal games . . . Best career scoring has come against Chicago (nine goals) and Philadelphia (seven goals).

PERSONAL: Is the only current NHL player born in Germany . . . Moved to Canada as an infant . . . Made his year-round home in Detroit while with Red Wings . . . Enjoys softball, golf and water skiing during the summer . . . Not married.



27

Willie Huber

CAREER HIGHS

MOST GOALS, GAME: 2, (five times) last—Mar. 26, 1983 vs. Minn.
MOST ASSISTS, GAME: 2, (14 times) last—Mar. 24, 1982 vs. Chi.
MOST POINTS, GAME: 4, Feb. 4, 1979 vs. Pitt.
MOST PIM, GAME: 29, Oct. 17, 1979 vs. Minn.

FIRST NHL GAME: Oct. 11, 1978 vs. St. L.
FIRST NHL GOAL: Dec. 20, 1978 vs. Vanc. (Wilson)

AMATEUR AND PROFESSIONAL RECORD

WILHELM HEINRICH HUBER

Season	Club	Lea	Regular Schedule					Playoffs				
			GP	G	A	PTS	PIM	GP	G	A	PTS	PIM
1975-76	Hamilton	OHA	58	2	8	10	64
1976-77	St. Catharines	OHA	36	10	24	34	111
1977-78	Hamilton	OHA	61	12	45	57	168
1978-79	Kansas City	CHL	10	2	7	9	12
1978-79	Detroit	NHL	68	7	24	31	114
1979-80	Adirondack	CHL	4	1	3	4	2
1979-80	Detroit	NHL	76	17	23	40	164
1980-81	Detroit	NHL	80	15	34	49	130
1981-82	Detroit	NHL	74	15	30	45	98
1982-83	Detroit	NHL	74	14	29	43	106
NHL Totals			372	68	140	208	612

Traded from Detroit to New York with Mike Blaisdell and Mark Osborne for Ron Duguay, Ed Johnstone and Ed Mio, June 14, 1983.

Scot Kleinendorst

DEFENSE


6'3" 205 lbs. Shoots left

Born: Grand Rapids, MN

January 16, 1960

Off-Season Home:

Grand Rapids, MN




1982-83: Suffered a groin injury in training camp that kept him sidelined until Dec. 10, when he joined the Tulsa Oilers of the Central Hockey League . . . Played only five games with the Oilers when he was called up by the Rangers, making his National Hockey League debut on Dec. 20 at the Garden against the Penguins . . . Showed unusual poise in his first NHL game, delivering powerful bodychecks and blocking a Pittsburgh shot at a key moment late in the second period . . . Was also on the ice for the first three goals by the Rangers . . . Was sent back to Tulsa on Jan. 14, appearing in five games, before being called back to New York on Jan. 28 . . . Remained with the Rangers the rest of the season, playing in a total of 30 contests . . . Scored his first two NHL goals in the same game, on Feb. 26, in Quebec . . . Had three assists against Hartford on Feb. 23.

CAREER: Was a fifth round choice of the Rangers in 1980 and the 98th selection overall . . . Brother Kurt, a center, was the Rangers' fourth choice in the same draft . . . Both played at Providence College . . . Scot was one of the finest backliners in the ECAC during his four seasons with the Friars . . . Earned All-State and All-Conference honors as a senior at Grand Rapids High School in Minnesota . . . Also played a year of football and ran cross country for two years while in high school . . . Turned pro in 1981-82, playing five games with Springfield of the American Hockey League . . . Played for the U.S. National Team in the spring of 1982.

PERSONAL: Was an education major in college . . . Scot and his younger brother, Kurt, were eligible to be drafted the same year, as both were born in the same year, Scot on Jan. 16, 1960 and Kurt on Dec. 31 . . . Not married.

3



CAREER HIGHS

- MOST GOALS, GAME:** 2, Feb. 26, 1983 vs. Que.
MOST ASSISTS, GAME: 3, Feb. 23, 1983 vs. Htf.
MOST POINTS, GAME: 3, Feb. 23, 1983 vs. Htf.
MOST PIM, GAME: 4, Feb. 26, 1983 vs. Que.
MOST SHOTS, GAME: 2, (twice) last—Feb. 26, 1983 vs. Que.

* * * * *

- FIRST NHL GAME:** Dec. 20, 1982 vs. Pitt.
FIRST NHL GOAL: Feb. 26, 1983 vs. Que. (Malarchuk)

AMATEUR AND PROFESSIONAL RECORD

SCOT KLEINENDORST

Season	Club	Lea	Regular Schedule					Playoffs				
			GP	G	A	PTS	PIM	GP	G	A	PTS	PIM
1978-79	Providence Col.	ECAC	25	4	4	8	27
1979-80	Providence Col.	ECAC	30	1	12	13	38
1980-81	Providence Col.	ECAC	32	3	31	34	75
1981-82	Providence Col.	ECAC	33	11	27	38	85
1981-82	SpringfieldAHL	5	0	4	4	11
1982-83	TulsaCHL	10	0	7	7	2
1982-83	RangersNHL	30	2	9	11	8	6	0	2	2	2
NHL and Ranger Totals			30	2	9	11	8	6	0	2	2	2

Obtained in Entry Draft, June, 1980; fifth round choice, number 98 overall.

Tom Laidlaw

DEFENSE


6'2" 215 lbs. Shoots left

Born: Brampton, Ont.

April 15, 1958

Off-Season Home:


Brampton, Ont.



1982-83: Only Ranger to appear in all 80 games . . . Has now missed only one contest in his three years with Rangers, sitting out the next to last game of the 1981-82 campaign . . . Only goal of season came in playoffs when he scored in second game of Flyer series on Apr. 7 giving Rangers 2-1 lead in game they went on to win by a 4-3 score . . . Had career high three assists against the Whalers on Feb. 23 . . . Nine of his 10 regular-season assists were scored at the Garden . . . Played with a variety of defensive partners.

CAREER: Was Rangers' seventh round draft choice in 1978 . . . Played two years of college hockey at Northern Michigan University scoring 90 points in 124 career games . . . Helped the Wildcats advance to the final round of the NCAA championships in 1980 and was selected to the All Tournament Team . . . Turned pro immediately after the tournament playing one regular-season game with New Haven of the AHL and 10 more in the playoffs . . . First goal as a Ranger came on the power play at Vancouver on Nov. 8, 1980 and his second was scored on Nov. 14 with nine seconds left, enabling the Rangers to gain a 3-3 tie with the Penguins.

PERSONAL: Was a speech major in college and a teammate of Ranger goalie Steve Weeks . . . Likes body contact and is one of the strongest and most aggressive players on the team . . . Gets his share of penalties . . . Has a good sense of humor and is one of the best-liked players on the Rangers . . . His father, Don, is district fire chief in his hometown of Brampton, Ontario . . . Not married.



2

Tom Laidlaw

CAREER HIGHS

MOST GOALS, GAME: 1, (nine times) last—Mar. 8, 1982 vs. Det.

MOST ASSISTS, GAME: 3, Feb. 23, 1983 vs. Htf.

MOST POINTS, GAME: 3, Feb. 23, 1983 vs. Htf.

MOST PIM, GAME: 14, (twice) last—Feb. 28, 1983 vs. Pitt.

MOST SHOTS, GAME: 5, Jan. 13, 1981 vs. Calg.

* * * * *

FIRST NHL GAME: Oct. 9, 1980 vs. Bost.

FIRST NHL GOAL: Nov. 8, 1980 vs. Vanc. (Brodeur)

AMATEUR AND PROFESSIONAL RECORD

THOMAS LAIDLAW

Season	Club	Lea	Regular Schedule					Playoffs				
			GP	G	A	PTS	PIM	GP	G	A	PTS	PIM
1978-79	N. Mich. Univ.	CCHA	29	10	20	30	137
1979-80	N. Mich. Univ.	CCHA	39	8	30	38	83
1979-80	New Haven	AHL	1	0	0	0	0	10	1	6	7	27
1980-81	Rangers	NHL	80	6	23	29	100	14	1	4	5	18
1981-82	Rangers	NHL	79	3	18	21	104	10	0	3	3	14
1982-83	Rangers	NHL	80	0	10	10	75	9	1	1	2	10
NHL and Ranger Totals			239	9	51	60	279	33	2	8	10	42

Obtained in Amateur Draft. June, 1978: seventh round choice. number 93 overall.

Pierre Larouche

CENTER


5'11" 175 lbs. Shoots right

Born: Taschereau, Que.

November 16, 1955

Off-Season Home:


Hartford, CT



1982-83: Will be entering his 10th National Hockey League season, but his first as a Ranger after being signed as a free agent without compensation by New York on Sept. 13 . . . Has averaged better than a point per game in his previous nine seasons, going 272-307-579 in 559 games . . . Torn muscles in his upper back and a thumb injury limited him to 38 games with Hartford last season, with his last appearance coming on Jan. 22 . . . Scored 40 points (18 goals, 22 assists) and collected the 10th hat trick of his career on Oct. 16 against Vancouver . . . Tallied four power play goals giving him a career total of 72.

CAREER: Pittsburgh's first choice (8th overall) in the 1974 Amateur Draft . . . Played his junior hockey with the Sorel Black Hawks of the Quebec Junior Hockey League where in his final season (1973-74) he totaled a remarkable 251 points with 94 goals and 157 assists . . . Notched his first NHL goal in the first period of his first game on Oct. 9, 1974 against the North Stars . . . Was runner-up in the balloting for rookie of the year as he finished with 31 goals and 37 assists for 68 points . . . First player in NHL history to score 50 goals with two different teams . . . At age 20, in 1975-76, he scored 53 goals for the Penguins, becoming the youngest 50-goal scorer in NHL history until Wayne Gretzky broke his mark in 1980 . . . Also registered 50 goals in 1979-80 with Montreal, centering for Guy Lafleur and Steve Shutt . . . The Penguins traded him to Montreal in 1977 for Peter Mahovlich and Peter Lee and Montreal dealt him to Hartford in 1981 for future draft considerations . . . One of only 15 players in NHL history to reach 500 career points while averaging over a point-a-game.

PERSONAL: Was a teammate of Rick Chartraw while with the Canadiens . . . Excellent golfer, he plays almost everyday during the summer . . . Also enjoys tennis and fishing . . . Married, wife's name: Cindi.



10

Pierre Larouche

CAREER HIGHS

- MOST GOALS, GAME:** 4, Oct. 25, 1979 vs. Pitt.
- MOST ASSISTS, GAME:** 3, (eight times) last—Feb. 7, 1981 vs. Bost.
- MOST POINTS, GAME:** 5, (twice) last—Nov. 22, 1979 vs. Winn.
- MOST PIM, GAME:** 10, (three times) last—Feb. 5, 1981 vs. Minn.

- FIRST NHL GAME:** Oct. 9, 1974 vs. Minn.
- FIRST NHL GOAL:** Oct. 9, 1974 vs. Minn. (Maniago)

AMATEUR AND PROFESSIONAL RECORD

PIERRE LAROUCHE

Season	Club	Lea	Regular Schedule					Playoffs				
			GP	G	A	PTS	PIM	GP	G	A	PTS	PIM
1972-73	SorelQJHL	63	52	62	114	44
1973-74	SorelQJHL	67	94	157	251	53
1974-75	PittsburghNHL	79	31	37	68	52	9	2	5	7	2
1975-76	PittsburghNHL	76	53	58	111	33	3	0	1	1	0
1976-77	PittsburghNHL	65	29	34	63	14	3	0	3	3	0
1977-78	PittsburghNHL	20	6	5	11	0
1977-78	MontrealNHL	44	17	32	49	11	5	2	1	3	4
1978-79	MontrealNHL	36	9	13	22	4	6	1	3	4	0
1979-80	MontrealNHL	73	50	41	91	16	9	1	7	8	2
1980-81	MontrealNHL	61	25	28	53	28	2	0	2	2	0
1981-82	MontrealNHL	22	9	12	21	0
1981-82	HartfordNHL	45	25	25	50	12
1982-83	HartfordNHL	38	18	22	40	8
NHL Totals			559	272	307	579	178	37	6	22	28	8

Signed as free agent, September 13, 1983.

Mikko Leinonen

(LEN-o-Nen)

CENTER


6'0" 175 lbs. Shoots left

Born: Tampere, Finland

July 15, 1955

Off-Season Home:


Tampere, Finland



1982-83: Was one of the Rangers' steadiest forwards all season . . . Appeared in 78 of the 80 regular-season contests, missing only the Nov. 14 and Feb. 6 games . . . Registered 51 points, 25 in the first half of the season and 26 in the second half . . . Played both wings and at center with a variety of linemates . . . Had three assists against Hartford on Feb. 23 and compiled two assists in a game on seven different occasions . . . Scored two goals against the Devils on Jan. 9 and vs. the Flyers on Feb. 19 . . . Scored nine of his 17 goals against Patrick Division teams . . . Recorded 16 of his assists on power play goals and picked up an assist on seven game-winners . . . Finished the season as a + 12 in the plus/minus rankings.

CAREER: Signed as a free agent in September of 1981 . . . Played for Finland in Canada Cup series in 1981 . . . Appeared in more than 100 games for native country and has 26 goals in international competition to his credit . . . Struggled when he first joined Rangers, finding it difficult to make the transition from European to North American hockey . . . Was assigned to Springfield of the AHL for a brief stay on Dec. 16, 1981, playing in six games with the Indians . . . In the final 26 games of season he scored 18 points and was a plus 11 . . . Set an NHL record in the second game of the Rangers-Flyers' Stanley Cup Playoff series when he recorded six assists as New York whipped Philadelphia, 7-3, tying the series at 1-1 . . . Has scored 16 of his 28 NHL goals at the Garden.

PERSONAL: Friendly and soft-spoken off the ice, he speaks almost fluent English and has often acted as an interpreter for Reijo Ruotsalainen . . . Studied economics at Oulu University . . . Married, wife's name: Anne . . . Two daughters.



28

Mikko Leino

CAREER HIGHS

MOST GOALS, GAME: 2, (three times) last—Feb. 19, 1983 vs. Phila.

MOST ASSISTS, GAME: 3, Feb. 23, 1983 vs. Htf.

MOST POINTS, GAME: 3, (five times) last—Feb. 28, 1983 vs. Pitt.

MOST PIM, GAME: 5, Dec. 23, 1982 vs. Pitt.

MOST SHOTS, GAME: 6, Nov. 5, 1982 vs. Edm.
* * * * *

FIRST NHL GAME: Oct. 9, 1981 vs. Winn.

FIRST NHL GOAL: Oct. 31, 1981 vs. Bost. (Vachon)

PROFESSIONAL RECORD

MIKKO LEINONEN

Season	Club	Lea	Regular Schedule						Playoffs			
			GP	G	A	PTS	PIM	GP	G	A	PTS	PIM
1979-80	Karpat	Finland	36	32	20	52	40
1980-81	Karpat	Finland	36	16	36	52	43
1981-82	Springfield	AHL	6	4	2	6	2
1981-82	Rangers	NHL	53	11	19	30	18	7	1	6	7	20
1982-83	Rangers	NHL	78	17	34	51	23	7	1	3	4	4
NHL and Ranger Totals			131	28	53	81	41	14	2	9	11	24

Signed as free agent, September, 1981.

Dave Maloney

DEFENSE


6'1" 195 lbs. Shoots left

Born: Kitchener, Ont.

July 31, 1956

Off-Season Home:

Cos Cob, CT




1982-83: For the fifth consecutive season he continued to improve his offensive abilities from the previous year, as he had career highs in assists (42) and points (50) . . . Assist total was the third highest on the team . . . Had two three-point games, against Detroit on Dec. 18 and vs. Washington on Jan. 1 . . . Notched two assists in a single game seven times during the season . . . Missed two games in February with a strained left knee and the final two playoff contests against the Islanders with a pulled groin muscle . . . Registered four assists in series clinching victory over the Flyers on Apr. 9 . . . Played in his 500th game as a Ranger on Feb. 12 in Montreal.

CAREER: Just 27 years-of-age, he's starting his eighth full season with the Rangers, although he played parts of two others . . . Rangers' first choice in the special "underage" draft of 1974, he became the youngest player to ever perform with the Rangers, when he appeared in four games in 1974-75 . . . At 22, he was selected as the youngest captain in club history, a position he held from Oct. 11, 1978 until Dec. 6, 1980 . . . Has 61 goals in his NHL career, 31 at the Garden and 30 on the road . . . Included among his scores are 16 power play goals, four shorthanded goals and six game-winners . . . Best career scoring has come against Minnesota with eight lifetime goals and Washington with six goals . . . Had to overcome several injuries during the early part of his career—shoulder in 1974-75; broken leg in 1975-76; severed tendon in his arm in 1976-77; torn knee ligaments in 1977-78 and a broken thumb in October of 1981.

PERSONAL: Had a busy summer, running two successful hockey camps in the local area with his brother, Don, working for a Wall Street brokerage firm and playing a lot of golf and tennis . . . is the eldest of seven children . . . Married, wife's name: Vicky . . . One son.

26

CAREER HIGHS

MOST GOALS, GAME: 3, Mar. 9, 1980 vs. Minn.
MOST ASSISTS, GAME: 3, (three times) last Dec. 18, 1982 vs. Det.
MOST POINTS, GAME: 3, (six times) last—Jan. 1, 1983 vs. Wash.
MOST PIM, GAME: 33, Feb. 25, 1976 vs. Calif.
MOST SHOTS, GAME: 9, Feb. 28, 1982 vs. Pitt.

* * * * *

FIRST NHL GAME: Dec. 18, 1974, vs. Minn.
FIRST NHL GOAL: Feb. 28, 1976 vs. Minn. (Maniago)
AMATEUR AND PROFESSIONAL RECORD

DAVID WILFRED MALONEY

Season	Club	Lea	Regular Schedule					Playoffs				
			GP	G	A	PTS	PIM	GP	G	A	PTS	PIM
1971-72	Kitchener	OHA	1	0	0	0	0
1971-72	Tor. St. Mich.'s	OHA
1972-73	Kitchener	OHA	49	8	21	29	101
1973-74	Kitchener	OHA	69	15	53	68	109
1974-75	Providence	AHL	58	5	28	33	122	6	0	6	6	6
1974-75	Rangers	NHL	4	0	2	2	0
1975-76	Providence	AHL	26	5	17	22	81
1975-76	Rangers	NHL	21	1	3	4	66
1976-77	Rangers	NHL	66	3	18	21	100
1977-78	Rangers	NHL	56	2	19	21	63	3	0	0	0	11
1978-79	Rangers	NHL	76	11	17	28	151	17	3	4	7	45
1979-80	Rangers	NHL	77	12	25	37	186	8	2	1	3	8
1980-81	Rangers	NHL	79	11	36	47	132	2	0	2	2	9
1981-82	Rangers	NHL	64	13	36	49	105	10	1	4	5	6
1982-83	Rangers	NHL	78	8	42	50	132	7	1	6	7	10

NHL and Ranger Totals 521 61 198 259 935 47 7 17 24 89

Obtained in Amateur Draft, June, 1974; first round choice, number 14 overall.

Don Maloney

LEFT WING


6'1" 190 lbs. Shoots left

Born: Lindsay, Ont.

September 5, 1958

Off-Season Home:

Mamaroneck, NY



1982-83: Matched his career high with 29 goals and went over the 20-goal plateau for the fourth consecutive season . . . Led the team with 14 power play goals . . . Scored 23 of his 29 goals at Madison Square Garden . . . Missed final two regular-season contests with right knee injury and the entire playoff series with the Flyers . . . Saw only limited action in Islander series due to knee and a bad case of the flu . . . Scored at least one point in 10 straight games from Nov. 10-Nov. 28, longest scoring streak by a Ranger all season . . . Scored 10 points (five goals, five assists) against Pittsburgh . . . Tallied the 100th goal of his career on Dec. 15 against Los Angeles at the Garden . . . Had three two-goal games . . . Scored 20 of his goals during the first half of the season.

CAREER: Was a second round draft choice of the Rangers in 1978 . . . Selected to the Prince of Wales All-Star team by Al Arbour last season and responded by scoring a goal . . . Has four hat tricks and 13 two-goal games as a Ranger along with 36 power play goals, eight shorthanded scores and 19 game-winning goals . . . Most productive scoring has come against the Islanders (10 goals) and Flames (10 goals) . . . Has scored 72 of his 114 NHL goals at the Garden . . . Debuted with the Rangers on Feb. 14, 1979 against the Bruins, scoring a goal on his first shift and adding an assist on his second . . . Tallied the fastest three goals by a player in Rangers' history by beating Washington's Mike Palmateer for all three scores within a span of 2:30 on Feb. 21, 1981 . . . Injuries and illness prevented him from playing in 45 games during the 1980-81 and 1981-82 seasons.

PERSONAL: Voted prestigious Players' Player Award twice by his teammates . . . Worked at two hockey camps in the local area with his brother during the summer and also played a lot of golf . . . Not married.



12

CAREER HIGHS

MOST GOALS, GAME: 3, (four times) last—Feb. 21, 1981 vs. Wash.
MOST ASSISTS, GAME: 3, (five times) last—Feb. 23, 1983 vs. Htf.
MOST POINTS, GAME: 5, Feb. 4, 1981 vs. Isl.
MOST PIM, GAME: 22, Oct. 8, 1982 vs. N.J.
MOST SHOTS, GAME: 7, (twice) last—Nov. 14, 1982 vs. Edm.
 * * * * *

FIRST NHL GAME: Feb. 14, 1979 vs. Bost.
FIRST NHL GOAL: Feb. 14, 1979 vs. Bost. (Gilbert)
100th NHL GOAL: Dec. 15, 1982 vs. L.A. (Laskoski)

AMATEUR AND PROFESSIONAL RECORD

DONALD MICHAEL MALONEY

Season	Club	Lea	Regular Schedule					Playoffs				
			GP	G	A	PTS	PIM	GP	G	A	PTS	PIM
1974-75	KitchenerOHA	5	1	3	4	0
1975-76	KitchenerOHA	61	27	41	68	132	5	3	1	4	9
1976-77	KitchenerOHA	38	22	34	56	126
1977-78	KitchenerOHA	62	30	74	104	143	9	4	9	13	40
1978-79	New HavenAHL	38	18	26	44	62
1978-79	RangersNHL	28	9	17	26	39	18	7	13	20	19
1979-80	RangersNHL	79	25	48	73	97	9	0	4	4	10
1980-81	RangersNHL	61	29	23	52	99	13	1	6	7	13
1981-82	RangersNHL	54	22	36	58	73	10	5	5	10	10
1982-83	RangersNHL	78	29	40	69	88	5	0	1	1	0

NHL and Ranger Totals 300 114 164 278 396 55 13 29 42 52

Obtained in Amateur Draft, June, 1978; second round choice, number 26 overall.

Rob McClanahan

LEFT WING


5'10" 180 lbs. Shoots right

Born: St. Paul, MN

January 9, 1958

Off-Season Home:


Chanhassen, MN



1982-83: Played his first full season in the National Hockey League, missing only two games (Jan. 15 and Jan. 18) . . . Registered his first career hat trick on Nov. 24 when he tallied three times to lead Rangers to 8-5 victory over Minnesota at Madison Square Garden . . . Finished season as a + 12 in plus/minus ratings . . . Played mostly on a line with Mark Pavelich and Ron Duguay . . . Very effective on Rangers' penalty killing unit, usually working with Mike Rogers . . . He scored the first two shorthanded goals of his NHL career against Hartford on Dec. 1 and vs. Washington on Dec. 10 . . . During playoffs, he had five points (two goals, three assists) in series-clinching victory over Flyers on Apr. 9.

CAREER: Was originally drafted by the Buffalo Sabres in 1978, appearing in 13 Sabre games in 1979-80 season and 53 in 1980-81 . . . Claimed by Hartford from Buffalo in 1981 Waiver Draft . . . Played on four different teams last season—Binghamton and Springfield of the American Hockey League, plus Hartford and the Rangers in the NHL . . . Joined Rangers just passed the mid-season mark, but didn't play first game until Feb. 18 . . . Played for three seasons under Herb Brooks at the University of Minnesota . . . One of the unsung heroes of the 1980 United States Olympic team that captured the gold medal at Lake Placid . . . Only one of his 32 NHL goals has come on the power play . . . Best career scoring has come at the expense of the Red Wings with seven lifetime goals.

PERSONAL: Won numerous awards during high school career in Minnesota, including All-American honors . . . Collected high school letters in tennis and soccer, in addition to hockey . . . Was a business major in college . . . Enjoys tennis, water skiing, and swimming . . . Married, wife's name: Debbie . . . No children.



CAREER HIGHS

- MOST GOALS, GAME:** 3, Nov. 24, 1982 vs. Minn.
- MOST ASSISTS, GAME:** 2, (eight times) last—Mar. 27, 1983 vs. Wash.
- MOST POINTS, GAME:** 3, (five times) last—Mar. 23, 1983 vs. Det.
- MOST PIM, GAME:** 10, (twice) last—Dec. 30, 1982 vs. N.J.
- MOST SHOTS, GAME:** 6, (twice) last—Mar. 27, 1983 vs. Wash.

- FIRST NHL GAME:** Mar. 9, 1980 vs. St. L.
- FIRST NHL GOAL:** Mar. 12, 1980 vs. Winn. (Hamel)

AMATEUR AND PROFESSIONAL RECORD

ROB McCLANAHAN

Season	Club	Lea	Regular Schedule					Playoffs				
			GP	G	A	PTS	PIM	GP	G	A	PTS	PIM
1976-77	Univ. of Minn.	..WCHA	40	11	6	17	24
1977-78	Univ. of Minn.	..WCHA	38	17	25	42	10
1978-79	Univ. of Minn.	..WCHA	43	17	32	49	34
1979-80	U.S. Nat'l. Team	63	34	36	70	38
1979-80	U.S. Olympic Team	7	5	3	8	2
1979-80	BuffaloNHL	13	2	5	7	0	10	0	1	1	4
1980-81	RochesterAHL	18	9	13	22	10
1980-81	BuffaloNHL	53	3	12	15	38	5	0	1	1	13
1981-82	HartfordNHL	17	0	3	3	11
1981-82	BinghamtonAHL	27	11	18	29	21
1981-82	SpringfieldAHL	7	4	5	9	0
1981-82	RangersNHL	22	5	9	14	10	10	2	5	7	2
1982-83	RangersNHL	78	22	26	48	46	9	2	5	7	12
NHL Totals			183	32	55	87	105	34	4	12	16	31
Ranger Totals			100	27	35	62	56	19	4	10	14	14

Traded from Hartford to New York for tenth round choice in 1983 Entry Draft, January 29, 1982.

George McPhee

LEFT WING


5'9" 170 lbs. Shoots left

Born: Guelph, Ont.

July 2, 1958

Off-Season Home:


Guelph, Ont.



1982-83: Spent the entire regular season, his first as a professional, with Tulsa of the Central Hockey League . . . Was the Oilers' second leading scorer with 60 points in just 61 games . . . Joined the Rangers for the playoffs, appearing in all nine games, and scoring three goals and three assists . . . Agressive play impressed everyone . . . During Flyer series he played alongside Mike Allison and Ed Johnstone and during Islander series most of his time was spent playing left wing for Ron Duguay and Mike Backman . . . Scored crucial goal at Philadelphia early in the second period tying score at 1-1 in the second game of the series . . . Also scored the Rangers' first goal in both victories over the Islanders.

CAREER: Signed as a free agent in July of 1982 . . . Played four seasons at Bowling Green State University where he established the all-time career scoring record for the Central Collegiate Hockey Association and for Bowling Green (114 goals, 153 assists, 267 points) . . . Was selected as the outstanding collegiate hockey player in the United States for the 1981-82 season . . . Won All-American honors as a senior and was the CCHA rookie of the year in 1978-79 when he set Bowling Green's all-time seasonal scoring record of 88 points.

PERSONAL: Hard work is his style with the emphasis on effort . . . Strong positional player who doesn't stray from his assigned area . . . Plays a very physical type of game, usually working in the corners . . . Is the first player in CCHA history to make the Association's all-academic team for three straight years . . . Reported to training camp in excellent shape . . . Makes his off-season home in Guelph, Ontario . . . Not married.



37

George McPhee

AMATEUR AND PROFESSIONAL RECORD

GEORGE MCPHEE

Season	Club	Lea	Regular Schedule					Playoffs				
			GP	G	A	PTS	PIM	GP	G	A	PTS	PIM
1978-79	B'lg Green S.U.	CCHA	43	40	48	88	58
1979-80	B'lg Green S.U.	CCHA	34	21	24	45	51
1980-81	B'lg Green S.U.	CCHA	36	25	29	54	68
1981-82	B'lg Green S.U.	CCHA	40	28	52	80	57
1982-83	Tulsa	CHL	61	17	43	60	145
1982-83	Rangers	NHL	9	3	3	6	6
NHL and Ranger Totals	9	3	3	6	6

Signed as free agent, July, 1982.

Mark Osborne

LEFT WING


6'2" 200 lbs. Shoots left

Born: Toronto, Ont.

August 13, 1961

Off-Season Home:


Toronto, Ont.



1982-83: Entering his third National Hockey League season and his first as a Ranger . . . Acquired from Red Wings in six-player trade in June that also brought Willie Huber and Mike Blaisdell to New York . . . Scored 43 points (19 goals, 24 assists) after leading the Wings in scoring in his rookie season when he tallied 67 points . . . Has not missed a game in his two NHL seasons, playing all 80 contests in each campaign . . . Tied for the team lead in game-winning goals last season with three . . . Also scored three power play goals and had three game-tying scores . . . Wore uniform number 23 with the Red Wings.

CAREER: Detroit's second pick (third round, 46th overall) in the 1980 Entry Draft . . . Was drafted as an underage junior . . . Played three seasons with Niagara Falls of the OHL and had 80 points in just 54 contests in his final junior year (1980-81) . . . Joined the Adirondack Red Wings in time for the 1980-81 playoffs and appeared in 13 games in helping the team to win the American Hockey League championship . . . Scored a goal in his first National Hockey League game and it was against the Rangers (Steve Weeks) on Oct. 6, 1981 at Madison Square Garden . . . Notched the score at 17:51 of the second period and it was the game-winner in the Red Wings' 5-2 victory . . . Only career hat trick was registered against St. Louis (Mike Liut) on Dec. 1, 1981 . . . Also had five assists against the Blues later in the same season . . . Has five lifetime goals vs. the Black Hawks, most of any opponent.

PERSONAL: Devotes a great deal of time working at the Christian Athletes Hockey Camp in London, Ontario during the summer . . . Enjoys golf, tennis and basketball . . . Not married.



19

CAREER HIGHS

MOST GOALS, GAME: 3, Dec. 1, 1981 vs. St. L.
MOST ASSISTS, GAME: 5, Feb. 7, 1982 vs. St. L.
MOST POINTS, GAME: 5, Feb. 7, 1982 vs. St. L.
MOST PIM, GAME: 12, Nov. 10, 1982 vs. Tor.

* * * * *

FIRST NHL GAME: Oct. 6, 1981 vs. Rangers.
FIRST NHL GOAL: Oct. 6, 1981 vs. Rangers (Weeks).

AMATEUR AND PROFESSIONAL RECORD

MARK ANATOLE OSBORNE

Season	Club	Lea	Regular Schedule					Playoffs				
			GP	G	A	PTS	PIM	GP	G	A	PTS	PIM
1978-79	Niagara Falls	...OHL	62	17	25	42	53
1979-80	Niagara Falls	...OHL	52	10	33	43	104
1980-81	Niagara Falls	...OHL	54	39	41	80	140	12	11	10	21	20
1980-81	Adirondack	...AHL	13	2	3	5	2
1981-82	DetroitNHL	80	26	41	67	61
1982-83	DetroitNHL	80	19	24	43	83

NHL Totals 160 45 65 110 144

Traded from Detroit to New York with Mike Blaisdell and Willie Huber for Ron Duguay, Ed Johnstone and Ed Mio, June 14, 1983.

Mark Pavelich

CENTER


5'8" 170 lbs. Shoots right

Born: Eveleth, MN

February 28, 1958

Off-Season Home:


Eveleth, MN



1982-83: Turned in the top offensive performance by a Ranger when he scored five goals against Hartford on Feb. 23 at the Garden . . . Equalled Don Murdoch's club record set in 1976 and also became the first U.S. born player to accomplish the feat . . . Led the team in goals (37), game-winners (6) and was second in points with 75 . . . Finished third in the NHL in shooting percentage (37-154) with a mark of 24.0 . . . Paced all Ranger forwards in plus/minus ratings with a + 20 . . . Had a hat trick against the Islanders on Nov. 21 . . . Scored 14 of his last 16 goals at the Garden and 26 of his 37 at home . . . Continued his outstanding play in the playoffs with nine points (four goals, five assists) including the game-winning goal in both victories over the Islanders . . . Only player in NHL to wear uniform number 40.

CAREER: Was overlooked in the NHL draft, despite an outstanding All-America career at the University of Minnesota-Duluth . . . Signed as a free agent by the Rangers in the summer of 1981 after spending the 1980-81 season playing hockey in Switzerland . . . Played three years of college hockey and was an All-American selection in 1978-79 when he scored 79 points in 37 games . . . Was a valuable member of the U.S. Olympic team that won the gold medal at Lake Placid in 1980 . . . Has missed only three games in his two years with Rangers, while scoring 22 power play goals, five shorthanded goals and notching nine game-winning scores . . . Has eight lifetime goals against the Islanders and Devils.

PERSONAL: Is a native of Eveleth, Minnesota, home of the United States Hockey Hall of Fame . . . Very quiet, he is known affectionately by his teammates as "Pav" or "Pac Man" or the "Fishin' Magician" . . . Enjoys spending time in the Minnesota woods and fishing as often as possible . . . Not married.



16

Mark Pavelich

CAREER HIGHS

- MOST GOALS, GAME:** 5, Feb. 23, 1983 vs. Htf.
- MOST ASSISTS, GAME:** 3, Feb. 20, 1983 vs. Winn.
- MOST POINTS, GAME:** 5, Feb. 23, 1983 vs. Htf.
- MOST PIM, GAME:** 17, Mar. 17, 1982 vs. Phila.
- MOST SHOTS, GAME:** 7, Jan. 11, 1982 vs. Minn.

- FIRST NHL GAME:** Oct. 6, 1981 vs. Det.
- FIRST NHL GOAL:** Oct. 9, 1981 vs. Winn. (Staniowski)

AMATEUR AND PROFESSIONAL RECORD

MARK PAVELICH

Season	Club	Lea	Regular Schedule					Playoffs				
			GP	G	A	PTS	PIM	GP	G	A	PTS	PIM
1976-77	U. of Min.-Dith	WCHA	37	12	7	19	8
1977-78	U. of Min.-Dith	WCHA	36	14	30	44	44
1978-79	U. of Min.-Dith	WCHA	37	31	48	79	52
1979-80	U.S. National Team	60	16	36	52	14
1979-80	U.S. Olympic Team	7	1	6	7	2
1980-81	LuganoSwitzerland	60	24	49	73
1981-82	RangersNHL	79	33	43	76	67	6	1	5	6	0
1982-83	RangersNHL	78	37	38	75	52	9	4	5	9	12
NHL and Ranger Totals			157	70	81	151	119	15	5	10	15	12

Signed as free agent, June, 1981.

Mike Rogers

CENTER

5'8" 175 lbs. Shoots left

Born: Calgary, Alta.

October 24, 1954

Off-Season Home:


Calgary, Alta.



1982-83: Led Rangers in scoring with 76 points . . . Had an outstanding first half of the season with 55 points in 40 games . . . Scored four shorthanded goals in a 12-game stretch from late November through mid-December and his total of five for the season tied Don Maloney's club record for a single season . . . Groin injury on Feb. 16 snapped his NHL consecutive game streak at 297 and also ended a streak that had seen him play in 457 straight contests as a professional going back to the final outing of the 1976-77 while playing in the WHA with New England . . . Back spasms caused him to miss last eight regular-season games and all but one of the Rangers' nine playoff matches . . . Notched the sixth hat trick of his career against the Maple Leafs on Nov. 20 . . . Had three assists against the Islanders on Nov. 21 and the Red Wings on Jan. 3.

CAREER: Obtained by the Rangers on Oct. 2, 1981, in exchange for Doug Sulliman, Chris Kotsopoulos and Gerry McDonald . . . Tallied over 100 points in each of his first three NHL seasons . . . Played his junior hockey with the Calgary Centennials of the WCHL . . . Was drafted by Vancouver of the NHL and Edmonton of the WHA in 1974 . . . Signed with the Oilers and was traded to New England in January of 1976 . . . Finished his Whaler career as the team's all-time scoring leader with 467 points . . . Was team captain of the Whalers in 1980-81 . . . Fifth in the NHL scoring race in 1979-80 season with 105 points . . . Has 26 lifetime power play goals and 12 shorthanded scores in the NHL.

PERSONAL: Will switch to uniform number 17 this season, the same number he wore while with the Whalers . . . Enjoys golf, jogging and playing Scrabble . . . Married, wife's name: Anne . . . One daughter.



17

Michael Rogers

CAREER HIGHS

MOST GOALS, GAME: 3, (six times) last—Nov. 20, 1982 vs. Tor.
MOST ASSISTS, GAME: 3, (12 times) last—Jan. 3, 1983 vs. Det.
MOST POINTS, GAME: 5, Dec. 26, 1980 vs. Pitt.
MOST PIM, GAME: 12, (twice) last—Dec. 27, 1981 vs. Pitt.
MOST SHOTS, GAME: 9, Apr. 2, 1980 vs. Pitt.

FIRST NHL GAME: Oct. 11, 1979 vs. Minn.
FIRST NHL GOAL: Oct. 14, 1979 vs. Chi. (Esposito)
100th NHL GOAL: Jan. 15, 1982 vs. Winn. (Soetaert)

AMATEUR AND PROFESSIONAL RECORD

MICHAEL ROGERS

Season	Club	Lea	Regular Schedule						Playoffs			
			GP	G	A	PTS	PIM	GP	G	A	PTS	PIM
1971-72	Calgary	WCHL	66	27	30	57	19	13	2	4	6	2
1972-73	Calgary	WCHL	67	54	58	112	44	6	8	5	13	2
1973-74	Calgary	WCHL	66	67	73	140	32	14	13	16	29	6
1974-75	Edmonton	WHA	78	35	48	83	2
1975-76	Edmonton	WHA	44	12	15	27	10
1975-76	New England	WHA	36	18	14	32	10	17	5	8	13	2
1976-77	New England	WHA	78	25	57	82	10	5	1	1	2	2
1977-78	New England	WHA	80	28	43	71	46	14	5	6	11	8
1978-79	New England	WHA	80	27	45	72	31	10	2	6	8	2
1979-80	Hartford	NHL	80	44	61	105	10	3	0	3	3	0
1980-81	Hartford	NHL	80	40	65	105	32
1981-82	Rangers	NHL	80	38	65	103	43	9	1	6	7	2
1982-83	Rangers	NHL	71	29	47	76	28	1	0	0	0	0
NHL Totals			311	151	238	389	113	13	1	9	10	2
Ranger Totals			151	67	112	179	71	10	1	6	7	2

Traded from Hartford to New York, along with Hartford's 10th round choice in 1982 Entry Draft, for Chris Kotsopoulos, Gerry McDonald and Doug Sulliman, October 2, 1981.

Reijo Ruotsalainen

(Root-Sa-LAY-Nen)

DEFENSE

5'8" 170 lbs. Shoots right

Born: Oulu, Finland

April 1, 1960

Off-Season Home:


Oulu, Finland



1982-83: Had an outstanding year in only his second season in the National Hockey League . . . Led the Rangers in assists (53), shots on goal (230) and plus/minus ratings (+ 27) . . . Tallied five power play goals and four game-winners . . . Scored with only 3:59 left in third period to give Rangers a 2-1 victory over the Islanders on Mar. 16 in one of the most exciting games of the season . . . Scored four goals in the playoffs, two vs. the Flyers and two against the Islanders . . . Finished the regular-season with 28 points in his last 22 games . . . Had 10 shots on goal on Oct. 16, at Montreal, the highest total by a Ranger in a single game all season . . . Picked up three assists against Vancouver on Oct. 20 and had two assists in a game on 13 occasions . . . On defense, he was paired most of the season with Barry Beck . . . Also played a few shifts at wing in several games.

CAREER: Rangers' sixth round choice in 1980 entry draft after being closely observed by Dan Summers, the Rangers' chief scout . . . Played for the Finnish national team in the 1981 Canada Cup Series, where he was a teammate of Mikko Leinonen . . . Won three trophies—MVP of the tournament, MVP of the final game and best defenseman when the Rangers toured Scandinavia during their 1981 training camp . . . Scored 17 goals in 59 career games for the Finnish national team . . . Has missed only five games in his first two seasons with Rangers, while scoring 12 power play goals and seven game-winners . . . Best career scoring has come against the Flyers with 16 points (nine goals, seven assists) to his credit.

PERSONAL: As a child, he lived near an indoor rink and skated five hours a day, beginning at age seven . . . His hockey development has made him a national celebrity in Finland . . . Played a lot of tennis during the summer . . . Nicknames include "Rexi," "Double R," "Ratso," and "Ray" . . . Not married.



29

Reijo Ruotsalainen

CAREER HIGHS

- MOST GOALS, GAME:** 3, Mar. 17, 1982 vs. Phila.
MOST ASSISTS, GAME: 3, (three times) last—Oct. 20, 1982 vs. Vanc.
MOST POINTS, GAME: 4, Mar. 26, 1982 vs. Buff.
MOST PIM, GAME: 5, Oct. 9, 1981 vs. Winn.
MOST SHOTS, GAME: 10, Oct. 16, 1982 vs. Mont.
 * * * * *

FIRST NHL GAME: Oct. 6, 1981 vs. Det.
FIRST NHL GOAL: Oct. 9, 1981 vs. Winn. (Staniowski)

PROFESSIONAL RECORD

REIJO RUOTSALAINEN

Season	Club	Lea	Regular Schedule					Playoffs				
			GP	G	A	PTS	PIM	GP	G	A	PTS	PIM
1977-78	Karpat	Finland	30	9	14	23	4
1978-79	Karpat	Finland	36	14	8	22	47
1979-80	Karpat	Finland	30	15	13	28	31	6	5	2	7	0
1980-81	Karpat	Finland	36	28	23	51	28	12	7	4	11	6
1981-82	Rangers	NHL	78	18	38	56	27	10	4	5	9	2
1982-83	Rangers	NHL	77	16	53	69	22	9	4	2	6	6
NHL and Ranger Totals			155	34	91	125	49	19	8	7	15	8

Obtained in Entry Draft, June, 1980; sixth round choice, number 119 overall.

Steve Weeks

GOALTENDER


5'11" 165 lbs. Shoots left

Born: Scarborough, Ont.

June 30, 1958

Off-Season Home:

Scarborough, Ont.



1982-83: With the Rangers for the first half of the season . . . Defeated the Red Wings 6-2 on Jan. 3 in his final appearance for New York . . . Following day he was sent to Tulsa of the Central Hockey, where he spent the remainder of the season as the Oilers number one goalie posting a 3.23 average in 19 games . . . Posted a mark of 9-5-3 with the Rangers, 7-2-0 at Madison Square Garden . . . Picked up two assists, giving him five in his first two NHL seasons.

CAREER: Made his National Hockey League debut on Apr. 2, 1981, at the Nassau Coliseum, as the Islanders defeated the Rangers by a 2-1 score . . . Played in 36 games for New Haven that season, his first as a professional . . . Had an outstanding rookie season with the Rangers in 1981-82, playing in 49 games and compiling a record of 23-16-9 . . . Notched his first NHL shutout on Jan. 13, when he blanked the North Stars, 2-0, in Minnesota . . . Played in 15 straight games from Oct. 31 through Dec. 2 . . . Spent the 1975-76 with the Toronto Marlboros of the OMJHL . . . Played his college hockey at Northern Michigan University . . . Was selected to the NCAA Tournament All-Star team in 1979-80 . . . Played in a total of 71 games in his college career.

PERSONAL: Was a teammate of Ranger defenseman Tom Laidlaw while in college . . . Very competitive, with an intense desire to win . . . Did a lot of running during the summer and reported to training camp in excellent shape . . . Enjoys tennis . . . Not married.



31

Stephen Weeks

CAREER HIGHS

LONGEST WIN STREAK: 6, Mar. 8, 1982-Mar. 26, 1982

LONGEST UNBEATEN STREAK: 15, (10-0-5) Jan. 24, 1982-Mar. 26, 1982

LONGEST SHUTOUT STREAK: 97:22, Nov. 7, 1981-Nov. 11, 1981.

MOST SHOTS FACED, GAME: 40, Jan. 31, 1982 vs. L.A.

FIRST NHL GAME: Apr. 2, 1981 vs. Isl.*

FIRST NHL SHUTOUT: Jan. 13, 1982 vs. Minn. (2-0)

AMATEUR AND PROFESSIONAL RECORD

STEPHEN WEEKS

Season	Club	Lea	Regular Schedule				Playoffs					
			GP	MINS	GA	SO	AVG	GP	MINS	GA	SO	AVG
1975-76	TorontoOMJHL	18	873	73	0	4.95
1976-77	N. Mich. U.CCHA	16	811	58	0	4.29
1977-78	N. Mich. U.CCHA	19	1015	56	1	3.31
1978-79	N. Mich. U.CCHA	25	1437	82	0	3.42
1979-80	N. Mich. U.CCHA	36	2133	105	0	2.95
1980-81	New HavenAHL	36	2065	142	1	4.13
1980-81	RangersNHL	1	60	2	0	2.00	1	14	1	0	4.29
1981-82a	RangersNHL	49	2852	179	1	3.77	4	127	9	0	4.25
1982-83b	RangersNHL	18	1040	68	0	3.92
1982-83	TulsaCHL	19	1116	60	0	3.23
NHL and Ranger Totals			68	3952	249	1	3.78	5	141	10	0	4.26

a—Received three assists.

b—Received two assists.

Obtained in Amateur Draft, June, 1978; twelfth round choice, number 176 overall.

HOCKEY = INTENSITY

Anyone doubting that the words "hockey" and "intensity" are often interchangeable would certainly change his or her mind after looking at these photographs of the Rangers at their intense best. (Photos by John Tremmel, except for Don Maloney by Stamatia Chalos).



ANDERS HEDBERG



WILLIE HUBER



MIKE ROGERS



TOM LAIDLAW



MARK OSBORNE




DON MALONEY



RANGERS FOR CHARITY

The official charity of the Rangers and their families, plus that of the New York Rangers Alumni Association, is the New York State Federation for the Prevention of Child Abuse and Neglect. The charity benefited twice last season. Above, the proceeds from the annual New York Rangers Fashion Show were turned over by team captain Barry Beck and Mrs. Barbro Nilsson to James Cameron of the charity. Below, Wendy Florek and Reijo Ruotsalainen of the Rangers presented a check to Cameron. Assisting in that particular ceremony were the great Gordie Howe and (far left) Richard Boudria, sales manager of Emery Worldwide, sponsors of the Emery Edge Award, presented to the "plus-minus" leader of each team in the National Hockey League. Ruotsalainen was the Rangers' "plus-minus" leader last season.



NEW YORK RANGERS

Player	Hgt.	Wgt.	Place of Birth
Forwards:			
ALLISON, Mike	6-0	200	Fort Frances, Ont.
ANDERSSON, Kent-Erik	6-2	190	Orebro, Sweden
BACKMAN, Mike	5-10	175	Halifax, N.S.
BARR, Dave	6-1	190	Edmonton, Alta.
BLAISDELL, Mike	6-1	200	Moose Jaw, Sask.
BURNS, Gary	6-1	190	Cambridge, MA
CONNOR, Cam	6-2	200	Winnipeg, Man.
DeGRIO, Gary	5-11	180	Duluth, MN
ERIXON, Jan	6-0	190	Skelleftea, Sweden
FOTIU, Nick	6-2	210	Staten Island, NY
FTOREK, Robbie	5-10	155	Needham, MA
GAGNER, Dave	5-10	180	Chatham, Ont.
HAKALA, Steve	6-1	200	Peterborough, NH
HEATH, Randy	5-8	160	Vancouver, B.C.
HEDBERG, Anders	5-11	175	Ornskoldsvik, Sweden
KONTOS, Chris	6-1	195	Toronto, Ont.
LAROUCHE, Pierre	5-11	175	Taschereau, Que.
LEINONEN, Mikko	6-0	175	Tampere, Finland
MALONE, Jim	6-1	190	Chatham, N.B.
MALONEY, Don	6-1	190	Lindsay, Ont.
McCLANAHAN, Rob	5-10	180	St. Paul, MN
McPHEE, George	5-9	170	Guelph, Ont.
MORRISON, Mark	5-8	150	Delta, B.C.
OSBORNE, Mark	6-2	200	Toronto, Ont.
PAVELICH, Mark	5-8	170	Eveleth, MN
ROGERS, Mike	5-8	175	Calgary, Alta.
SCURFIELD, Bob	6-1	190	No. Vancouver, B.C.
SUNDSTROM, Peter	6-0	180	Skelleftea, Sweden
WALKER, Gordon	6-0	175	Castlegar, B.C.
Defensemen:			
BARAN, Doug	6-1	185	Winnipeg, Man.
BAKER, Bill	6-1	195	Grand Rapids, MN
BECK, Barry	6-3	215	Vancouver, B.C.
CHARTRAW, Rick	6-2	210	Caracas, Venezuela
GRESCHNER, Ron	6-2	205	Goodsoil, Sask.
HUBER, Willie	6-5	225	Strasskirchen, Germa
KLEINENDORST, Scot	6-3	205	Grand Rapids, MN
LAIDLAW, Tom	6-2	215	Brampton, Ont.
LEDYARD, Grant	6-2	190	Winnipeg, Man.
MALONEY, Dave	6-1	195	Kitchener, Ont.
NICOLSON, Graeme	6-0	185	North Bay, Ont.
RENAUD, Chris	5-11	185	Windsor, Ont.
RICHMOND, Steve	6-1	205	Chicago, IL
RUOTSALAINEN, Reijo	5-8	170	Oulo, Finland
Goaltenders:			
HANLON, Glen	6-0	185	Brandon, Man.
SCOTT, Ron	5-8	155	Guelph, Ont.
VANBIESBROUCK, John	5-7	165	Detroit, MI
WEEKS, Steve	5-11	165	Scarborough, Ont.

1983-84 ROSTER

Date of Birth	1982-83 Club	1982-83 Record		
		G.	A.	Pts.
Mar. 28, 1961	Tulsa-NY Rangers	13	11	24
May 24, 1951	NY Rangers	8	20	28
Jan. 2, 1955	Tulsa-NY Rangers	30	50	80
Nov. 30, 1960	Baltimore-Boston	28	52	80
Jan. 18, 1960	Detroit	18	23	41
Jan. 16, 1955	Tulsa	21	33	54
Aug. 10, 1954	Tulsa-NY Rangers	2	2	4
Feb. 16, 1960	Tulsa	18	21	39
July 8, 1962	Skelleftea (Sweden)	10	18	28
May 25, 1952	NY Rangers	8	13	21
Jan. 2, 1952	NY Rangers	12	19	31
Dec. 11, 1964	Brantford (Jrs.)	55	66	121
Aug. 15, 1960	Tulsa	12	14	26
Nov. 11, 1964	Portland (Jrs.)	82	69	151
Feb. 25, 1951	NY Rangers	25	34	59
Dec. 10, 1963	Toronto (Jrs.)-NY Rangers	29	40	69
Nov. 16, 1955	Hartford	18	22	40
July 15, 1955	NY Rangers	17	34	51
Feb. 20, 1962	Tulsa-Moncton	5	10	15
Sept. 5, 1958	NY Rangers	29	40	69
Jan. 9, 1958	NY Rangers	22	26	48
July 2, 1958	Tulsa	17	43	60
Mar. 11, 1963	Victoria (Jrs.)	55	75	130
Aug. 13, 1961	Detroit	19	24	43
Feb. 28, 1958	NY Rangers	37	38	75
Oct. 24, 1954	NY Rangers	29	47	76
Nov. 2, 1960	Tulsa	13	22	35
Dec. 14, 1961	Bjorkloven (Sweden)	17	10	27
Aug. 12, 1965	Portland (Jrs.)	24	30	54
Oct. 14, 1962	Peoria-Tulsa	10	17	27
Nov. 29, 1956	NY Rangers	4	14	18
June 3, 1957	NY Rangers	12	22	34
July 13, 1954	Los Angeles-NY Rangers	5	7	12
Dec. 22, 1954	NY Rangers	3	5	8
Jan. 15, 1958	Detroit	14	29	43
Jan. 16, 1960	Tulsa-NY Rangers	2	16	18
Apr. 15, 1958	NY Rangers	0	10	10
Nov. 19, 1961	Tulsa	13	29	42
July 31, 1956	NY Rangers	8	42	50
Jan. 13, 1958	NY Rangers-Tulsa	19	28	47
Apr. 25, 1960	Tulsa	6	15	21
Dec. 11, 1959	Tulsa	5	13	18
Apr. 1, 1960	NY Rangers	16	53	69
		Mins.	GA	SO
Feb. 20, 1957	St. Louis-NY Rangers	1844	117	0
July 21, 1960	Michigan State Univ.	2273	100	2
Sept. 4, 1963	Sault Ste. Marie (Jrs.)	3471	209	1
June 30, 1958	NY Rangers-Tulsa	2156	128	0



GARY BURNS

LEFT WING

6'1" 190 lbs. Shoots left

Born: Cambridge, MA

Jan. 16, 1955

Season	Club	Lea	Regular Schedule					Playoffs				
			GP	G	A	PTS	PIM	GP	G	A	PTS	PIM
1974-75	U. of N. Hamp.	..ECAC	31	17	15	32	42
1975-76	U. of N. Hamp.	..ECAC	6	12	18	
1976-77	U. of N. Hamp.	..ECAC	38	9	6	15	24	
1977-78	U. of N. Hamp.	..ECAC	29	9	19	28	55	
1978-79	RochesterAHL	79	16	30	46	99	
1979-80	BinghamtonAHL	79	30	29	59	105	
1980-81	RangersNHL	11	2	2	4	18	1	0	0	0	2
1980-81	New HavenAHL	69	25	29	54	137	4	1	0	1	2
1981-82	SpringfieldAHL	78	27	39	66	71	
1981-82	RangersNHL	4	0	0	0	0
1982-83	TulsaCHL	80	21	33	54	61	

NHL and Ranger Totals 11 2 2 4 18 5 0 0 0 2

Signed as free agent, September, 1980.

CAM CONNOR

LEFT WING

6'2" 200 lbs. Shoots left

Born: Winnipeg, Man.

Aug. 10, 1954



Season	Club	Lea	Regular Schedule					Playoffs				
			GP	G	A	PTS	PIM	GP	G	A	PTS	PIM
1971-72	WinnipegWCHL	5	0	4	4	4
1971-72	St. BonifaceMJHL	32	4	10	14	97
1972-73	St. BonifaceMJHL	29	11	8	19	161
1972-73	WinnipegWCHL	14	3	1	4	35
1973-74	Flin FlonWCHL	65	47	44	91	376
1974-75	PhoenixWHA	57	9	19	28	168	5	0	0	0	2
1975-76	PhoenixWHA	73	18	21	39	295	5	1	0	1	21
1976-77	HoustonWHA	76	35	32	67	224	11	3	4	7	47
1977-78	HoustonWHA	68	21	16	37	217	2	1	0	1	22
1978-79	MontrealNHL	23	1	3	4	39	8	1	0	1	0
1979-80	HoustonCHL	5	1	1	2	20
1979-80	EdmontonNHL	38	7	13	20	136
1979-80	RangersNHL	12	0	3	3	37	2	0	0	0	2
1980-81	RangersNHL	15	1	3	4	44
1980-81	New HavenAHL	61	33	28	61	243	4	0	2	2	4
1981-82	SpringfieldAHL	78	17	34	51	195
1981-82	RangersNHL	10	4	0	4	4
1982-83	RangersNHL	1	0	0	0	0
1982-83	TulsaCHL	3	2	2	4	0

NHL Totals 89 9 22 31 256 20 5 0 5 6

Ranger Totals 28 1 6 7 81 12 4 0 4 6

Traded from Edmonton to New York for Don Murdoch, March 11, 1979.

DAVE BARR

CENTER

6'1" 190 lbs. Shoots left

Born: Edmonton, Alta.

Nov. 30, 1960



Season	Club	Lea	Regular Schedule					Playoffs				
			GP	G	A	PTS	PIM	GP	G	A	PTS	PIM
1981-82	Erie	AHL	76	18	48	66	29
1981-82	Boston	NHL	2	0	0	0	0	5	1	0	1	0
1982-83	Baltimore	AHL	72	27	51	78	67
1982-83	Boston	NHL	10	1	1	2	7	10	0	0	0	2
NHL Totals			12	1	1	2	7	15	1	0	1	2

Traded from Boston to New York for Dave Silk, October 5, 1983.



GARY DeGRIO

LEFT WING/RIGHT WING

5'11" 180 lbs. Shoots left

Born: Duluth, MN

Feb. 16, 1960

Season	Club	Lea	Regular Schedule					Playoffs				
			GP	G	A	PTS	PIM	GP	G	A	PTS	PIM
1978-79	U. of Minn./Duluth	34	2	8	10	6
1979-80	U. of Minn./Duluth	33	14	5	19	2
1980-81	U. of Minn./Duluth	38	25	8	33	24
1981-82	U. of Minn./Duluth	40	18	17	35	18
1982-83	Tulsa	CHL	77	18	21	39	25

Signed as a free agent, April, 1982.


JAN ERIXON

RIGHT WING

6'0" 190 lbs. Shoots left

Born: Skelleftea, Sweden

July 8, 1962



Season	Club	Lea	Regular Schedule					Playoffs				
			GP	G	A	PTS	PIM	GP	G	A	PTS	PIM
1979-80	Skelleftea	Sweden	32	9	3	12	22
1980-81	Skelleftea	Sweden	32	6	6	12	4
1981-82	Skelleftea	Sweden	30	7	7	14	26
1982-83	Skelleftea	Sweden	36	10	18	28	—

Obtained in Entry Draft, June, 1981; second round choice, number 30 overall.



DAVE GAGNER

CENTER

5'10" 180 lbs. Shoots left

Born: Chatham, Ont.

Dec. 11, 1964

Season	Club	Lea	Regular Schedule					Playoffs				
			GP	G	A	PTS	PIM	GP	G	A	PTS	PIM
1981-82	Brantford	OHL	68	30	46	76	31	11	3	6	9	6
1982-83	Brantford	OHL	70	55	66	121	57	8	5	5	10	4

Obtained in Entry Draft, June, 1983; first round choice, number 12 overall.



STEVE HAKALA

LEFT WING

6'1" 200 lbs. Shoots left

Born: Peterborough, N.H.

Aug. 15, 1960

Season	Club	Lea	Regular Schedule					Playoffs				
			GP	G	A	PTS	PIM	GP	G	A	PTS	PIM
1978-79	Merrimack Col.	ECAC	5	0	0	0	0
1979-80	Merrimack Col.	ECAC	38	9	17	26	26
1980-81	Merrimack Col.	ECAC	33	4	18	22	34
1981-82	Merrimack Col.	ECAC	39	21	29	50	70
1982-83	Tulsa	CHL	69	12	14	26	30

Signed as free agent, July, 1982.

RANDY HEATH

LEFT WING

5'8" 160 lbs. Shoots left

Born: Vancouver, B.C.

Nov. 11, 1964



Season	Club	Lea	Regular Schedule					Playoffs				
			GP	G	A	PTS	PIM	GP	G	A	PTS	PIM
1981-82	Portland	WHL	65	62	47	99	65	15	13	19	32	4
1982-83	Portland	WHL	72	82	69	151	52	14	6	12	18	12

Obtained in Entry Draft, June, 1983; second round choice, number 33 overall.



CHRIS KONTOS

CENTER

6'1" 195 lbs. Shoots left

Born: Toronto, Ont.

Dec. 10, 1963

Season	Club	Lea	Regular Schedule					Playoffs				
			GP	G	A	PTS	PIM	GP	G	A	PTS	PIM
1979-80	North York	OPJHL	42	39	55	94	37
1980-81	Sudbury	OHL	56	17	27	44	36
1981-82	Sudbury	OHL	12	6	6	12	18
1981-82	Toronto	OHL	59	36	56	92	68	10	7	9	16	2
1982-83	Toronto	OHL	28	21	33	54	23
1982-83	Rangers	NHL	44	8	7	15	33

NHL and Ranger Totals 44 8 7 15 33

Obtained in Entry Draft, June, 1982; first round choice, number 15 overall.

GRANT LEDYARD

DEFENSE

6'2" 190 lbs. Shoots left

Born: Winnipeg, Man.

Nov. 19, 1961



Season	Club	Lea	Regular Schedule					Playoffs				
			GP	G	A	PTS	PIM	GP	G	A	PTS	PIM
1979-80	Fort Garry	MJHL	49	13	24	37	90	14	6	12	18	14
1980-81	Saskatoon	WHL	71	9	28	37	148
1981-82	Fort Garry	MJHL	63	25	45	70	150
1982-83	Tulsa	CHL	80	13	29	42	115

Signed as free agent, July, 1982.


JIM MALONE

CENTER

6'1" 190 lbs. Shoots left


Born: Chatham, N.B.

Feb. 20, 1962



Season	Club	Lea	Regular Schedule					Playoffs				
			GP	G	A	PTS	PIM	GP	G	A	PTS	PIM
1979-80	Toronto	OHL	67	24	24	48	68
1980-81	Toronto	OHL	57	11	41	52	174	5	0	4	4	2
1981-82	Toronto	OHL	53	24	28	52	127	10	4	5	9	34
1982-83	Tulsa	CHL	29	5	10	15	45
1982-83	Mocton	AHL	10	3	2	5	10

Obtained in Entry Draft, June, 1980; first round choice, number 14 overall.



MARK MORRISON

CENTER

5'8" 150 lbs. Shoots right

Born: Delta, B.C.

Mar. 11, 1963

Season	Club	Lea	Regular Schedule					Playoffs				
			GP	G	A	PTS	PIM	GP	G	A	PTS	PIM
1979-80	Victoria	WHL	72	25	33	58	26	16	3	5	8	20
1980-81	Victoria	WHL	58	31	61	92	66	15	6	13	19	9
1981-82	Rangers	NHL	9	1	1	2	0
1981-82	Victoria	WHL	56	48	66	114	83	4	0	0	0	2
1982-83	Victoria	WHL	58	55	75	130	54	12	10	17	27	8

NHL and Ranger Totals 9 1 1 2 0

Obtained in Entry Draft, June, 1981; third round choice, number 51 overall.



GRAEME NICOLSON

DEFENSE

6'0" 185 lbs. Shoots right

Born: North Bay, Ont.

Jan. 13, 1958

Season	Club	Lea	Regular Schedule					Playoffs				
			GP	G	A	PTS	PIM	GP	G	A	PTS	PIM
1975-76	Cornwall	QJHL	72	11	36	47	101
1976-77	Cornwall	QJHL	64	21	46	67	197
1977-78	Cornwall	QJHL	63	13	52	65	122
1978-79	Philadelphia	AHL	80	16	35	51	112
1978-79	Boston	NHL	1	0	0	0	0
1979-80	Binghamton	AHL	79	7	36	43	151
1980-81	Did Not Play											
1981-82	Colorado	NHL	41	2	7	9	51
1981-82	Ft. Worth	CHL	30	9	12	21	38
1982-83	Rangers	NHL	10	0	0	0	9
1982-83	Tulsa	CHL	64	19	28	47	166

NHL Totals 52 2 7 9 60

Ranger Totals 10 0 0 0 9

Obtained in Waiver Draft from New Jersey, October 4, 1982.

STEVE RICHMOND

DEFENSE

6'1" 205 lbs. Shoots left

Born: Chicago, Ill.

Dec. 11, 1959



Season	Club	Lea	Regular Schedule					Playoffs				
			GP	G	A	PTS	PIM	GP	G	A	PTS	PIM
1978-79	Univ. of Mich.	..CCHA	34	2	5	7	38
1979-80	Univ. of Mich.	..CCHA	38	10	19	29	26
1980-81	Univ. of Mich.	..CCHA	39	22	32	54	56
1981-82	Univ. of Mich.	..CCHA	38	6	30	36	68
1982-83	TulsaCHL..	78	5	13	18	187

Signed as free agent, July, 1982.



CHRIS RENAUD

DEFENSE

5'11" 185 lbs. Shoots left

Born: Windsor, Ont.

Apr. 25, 1960

Season	Club	Lea	Regular Schedule					Playoffs				
			GP	G	A	PTS	PIM	GP	G	A	PTS	PIM
1978-79	Colgate Univ.ECAC	26	1	8	9	24
1979-80	Colgate Univ.ECAC	31	8	18	26	36
1980-81	Colgate Univ.ECAC	34	12	30	42	52
1981-82	Colgate Univ.ECAC	28	11	28	39	47
1982-83	TulsaCHL..	79	6	15	21	33

Signed as free agent, July, 1982.


RON SCOTT

GOALTENDER

5'8" 155 lbs. Shoots left

Born: Guelph, Ont.

July 21, 1960



Season	Club	Lea	Regular Schedule					Playoffs				
			GP	MINS	GA	SO	AVG	GP	MINS	GA	SO	AVG
1980-81	Mich. StateCCHA	33	1899	123	2	3.89
1981-82	Mich. StateCCHA	39	2298	109	2	2.85
1982-83	Mich. StateCCHA	40	2273	100	2	2.64

Signed as free agent, May, 1983.


PETER SUNDSTROM

LEFT WING

6'0" 180 lbs. Shoots left

Born: Skelleftea, Sweden

Dec. 14, 1961



Season	Club	Lea	Regular Schedule					Playoffs				
			GP	G	A	PTS	PIM	GP	G	A	PTS	PIM
1979-80	BjorklovenSweden	8	0	0	0	2
1980-81	BjorklovenSweden	29	7	2	9	8
1981-82	BjorklovenSweden	35	10	14	24	18
1982-83	BjorklovenSweden	36	17	10	27	—

Obtained in Entry Draft, June, 1981; third round choice, number 50 overall.



JOHN VANBIESBROUCK

GOALTENDER

5'7" 165 lbs. Shoots left

Born: Detroit, MI

Sept. 4, 1963

Season	Club	Lea	Regular Schedule					Playoffs				
			GP	MINS	GA	SO	AVG	GP	MINS	GA	SO	AVG
1980-81	Sault Ste. Marie	..OHL	56	2941	203	0	4.14	11	457	24	1	3.15
1981-82	RangersNHL	1	60	1	0	1.00
1981-82	Sault Ste. Marie	..OHL	31	1686	102	0	3.63	7	276	20	0	4.35
1982-83	Sault Ste. Marie	..OHL	62	3471	209	0	3.61	16	960	56	1	3.56

NHL and Ranger Totals 1 60 1 0 1.00

Obtained in Entry Draft, June, 1981; fifth round choice, number 72 overall.


GORDON WALKER

LEFT WING

6'0" 175 lbs. Shoots left

Born: Castlegar, B.C.

Aug. 12, 1965



Season	Club	Lea	Regular Schedule					Playoffs				
			GP	G	A	PTS	PIM	GP	G	A	PTS	PIM
1981-82	BrumhellerAJHL	60	35	44	79	90
1982-83	PortlandWHL	66	24	30	54	95	14	5	8	13	12

Obtained in Entry Draft, June, 1983; third round choice, number 54 overall.

A Brief History Of The New York Rangers



The Rangers' Official Emblem

By JOHN HALLIGAN

One of the proudest and most historic franchises in the National Hockey League. That's the New York Rangers, who are embarking on their 58th season of National Hockey League play in 1983-84.

In the last few seasons, the Rangers have been able to recapture much of the glamour and glitter that marked their early years, a trend which clearly will continue this season.

Back in the 1920s and 1930s, the Rangers were known as "the classiest team in hockey," and the description was certainly an accurate one. In fact, few sporting teams have come into existence with such a wave of success.

Under the astute managership and coaching of Lester Patrick, hockey's famed "Silver Fox," the Rangers were nearly unbeatable in those early years.

Actually, the birth of the Rangers was something of a team effort that involved Patrick, Madison Square Garden fight promoter Tex Rickard and Conn Smythe, then a successful hockey man in Toronto.

Rickard had become fascinated with hockey, and was convinced the game would be enthusiastically supported in the Garden, the world's premier sports arena that had opened its doors just a year earlier.

The team was jocularly called "Tex's Rangers," and the latter part of the name stuck.

Soon after the puck got rolling in New York, Smythe resigned, and was quickly replaced by Patrick, the widely known hockey promoter and innovator who came to New York from the defunct Pacific Coast Hockey Association.

Patrick, whose grandson, Craig Patrick, is general manager for the current Rangers, worked his magic from the very start. The Rangers were an instant smash, both on the ice and at the box office, as New Yorkers immediately took to hockey. Ranger games were **the** place to be in those days, and the club attracted a formal, "dinner-jacket" crowd to the games, which began at 8:45 P.M. The fans were headed by no less a personage than the Mayor of New York himself, the Honorable Jimmy Walker.

In their first 16 seasons, the Rangers missed the playoffs only once, and only twice did they fall lower than third place. New York won three regular-season championships in that span, finished second five times and third on six other occasions. They also won three Stanley Cups.

In short, the Rangers built an empire, and New Yorkers loved every minute of it.

The Original Rangers were led by the Cook brothers, Bill and Bun, and Frank Boucher, who won the Lady Byng Trophy so many times the league finally gave it to him permanently. Among the "originals", Bill Cook, Boucher, and colorful defenseman Ching Johnson all made it to the Hockey Hall of Fame.

As the "originals" started to fade out, they were replaced by another stellar group of Ranger stars. Boucher was now coaching the club, while Lester Patrick concentrated on the managerial chores.

Once again, New Yorkers had a brother combination to cheer for. This time it was Neil and Mac Colville, and Alex Shibicky was their linemate. High-scoring Bryan Hextall, fiery Phil Watson, the Patrick brothers, Lynn and Muzz, goalie Dave Kerr, and defensemen Babe Pratt and Art Coulter were all stalwarts of that era.

World War II broke up the gang of Ranger All-Stars, but despite the fall in the team's fortunes after the war, there were still many individual stars on Broadway. Chuck Rayner, Buddy O'Connor, Edgar Laprade, Hy Buller, and Bones Raleigh were standouts in the late Forties and early Fifties.

The arrival of Andy Bathgate in New York signalled another era in Ranger history. Bathgate, twice a first team All-Star, and then the holder of most Ranger scoring records, was the Rangers' superstar for almost a decade. Little Camille Henry, goalie Gump Worsley, Harry Howell, and Dean Prentice were other fans' favorites.

Some 10 years later, another star right wing heralded the Rangers' newest era. Rod Gilbert eventually eclipsed all of Bathgate's scoring records with the club, and played a decade and a half of stellar hockey in New York.

Other stars of that era included Gilbert's linemates, Jean Ratelle and Vic Hadfield, goalie Ed Giacomin, defenseman Brad Park, and center Walt Tkaczuk.

The arrival of Craig Patrick in 1980, and the subsequent signing of Herb Brooks as coach, marks the Rangers' latest era, one that hopefully will mirror the successes of earlier days.

A return to tradition, plus the addition of new stars such as Anders Hedberg, Barry Beck, Mike Rogers, Ron Greschner, Mark Pavelich, and the Maloney brothers, Dave and Don, already have the Ranger fans thinking of another Stanley Cup.

And who could blame them?

NATIONAL HOCKEY LEAGUE, 1982-83

FINAL STANDINGS PRINCE OF WALES CONFERENCE PATRICK DIVISION

	GP	W	L	T	PTS	GF	GA
Philadelphia	80	49	23	8	106	326	240
Islanders	80	42	26	12	96	302	226
Washington	80	39	25	16	94	306	283
RANGERS	80	35	35	10	80	306	287
New Jersey	80	17	49	14	48	230	338
Pittsburgh	80	18	53	9	45	257	394

ADAMS DIVISION

	GP	W	L	T	PTS	GF	GA
Boston	80	50	20	10	110	327	228
Montreal	80	42	24	14	98	350	286
Buffalo	80	38	29	13	89	318	285
Quebec	80	34	34	12	80	343	336
Hartford	80	19	54	7	45	261	403

CLARENCE CAMPBELL CONFERENCE NORRIS DIVISION

	GP	W	L	T	PTS	GF	GA
Chicago	80	47	23	10	104	338	268
Minnesota	80	40	24	16	96	321	290
Toronto	80	28	40	12	68	293	330
St. Louis	80	25	40	15	65	285	316
Detroit	80	21	44	15	57	263	344

SMYTHE DIVISION

	GP	W	L	T	PTS	GF	GA
Edmonton	80	47	21	12	106	424	315
Calgary	80	32	34	14	78	321	317
Vancouver	80	30	35	15	75	303	309
Winnipeg	80	33	39	8	74	311	333
Los Angeles	80	27	41	12	66	308	365

STANLEY CUP RESULTS

<p>SERIES "A" Boston beat Quebec 3 games to 1</p> <p>SERIES "C" RANGERS beat Phil. 3 games to 0</p> <p>SERIES "E" Chicago beat St. L. 3 games to 1</p> <p>SERIES "G" Edmonton beat Winn. 3 games to 0</p> <p>SERIES "I" Boston beat Buffalo 4 games to 3</p> <p>SERIES "K" Chicago beat Minn. 4 games to 1</p> <p>SERIES "M" Isl. beat Boston 4 games to 2</p>	<p>SERIES "B" Buffalo beat Mont. 3 games to 0</p> <p>SERIES "D" Isl. beat Washington 3 games to 1</p> <p>SERIES "F" Minn. beat Toronto 3 games to 1</p> <p>SERIES "H" Calgary beat Vanc. 3 games to 1</p> <p>SERIES "J" Isl. beat RANGERS 4 games to 2</p> <p>SERIES "L" Edmon. beat Calgary 4 games to 1</p> <p>SERIES "N" Edmon. beat Chicago 4 games to 0</p> <p>SERIES "O" Islanders beat Edmonton 4 games to 0</p>
---	---

TOP SCORERS IN THE NHL, 1982-83

	GP	G	A	PTS
Wayne Gretzky, Edmonton	80	71	125	196
Peter Stastny, Quebec	75	47	77	124
Denis Savard, Chicago	78	35	85	120
Mike Bossy, Islanders	79	60	58	118
Marcel Dionne, Los Angeles	80	56	51	107
Barry Pederson, Boston	77	46	61	107
Mark Messier, Edmonton	77	48	58	106
Michel Goulet, Quebec	80	57	48	105
Glenn Anderson, Edmonton	72	48	56	104
Kent Nilsson, Calgary	80	46	58	104
Jari Kurri, Edmonton	80	45	59	104
Lanny McDonald, Calgary	80	66	32	98
Rick Middleton, Boston	80	49	47	96
Paul Coffey, Edmonton	80	29	67	96
Anton Stastny, Quebec	79	32	60	92
Dale Hawerchuk, Winnipeg	79	40	51	91
Steve Larmer, Chicago	80	43	47	90
Ron Francis, Hartford	79	31	59	90

NHL ALL-STAR TEAMS, 1982-83

First Team	Second Team
Pete Peeters, Boston	GOAL Roland Melanson, Islanders
Rod Langway, Washington	DEFENSE Paul Coffey, Edmonton
Mark Howe, Philadelphia	DEFENSE Ray Bourque, Boston
Wayne Gretzky, Edmonton	CENTER Denis Savard, Chicago
Mark Messier, Edmonton	LEFT WING Michel Goulet, Quebec
Wayne Bossy, Islanders	RIGHT WING Lanny McDonald, Calgary

NHL TROPHY WINNERS, 1982-83

VEZINA TROPHY—Pete Peeters, Boston
 ART ROSS TROPHY—Wayne Gretzky, Edmonton
 HART TROPHY—Wayne Gretzky, Edmonton
 NORRIS TROPHY—Rod Langway, Washington
 LADY BYNG TROPHY—Mike Bossy, Islanders
 CALDER TROPHY—Steve Larmer, Chicago
 CONN SMYTHE TROPHY—Billy Smith, Islanders
 LESTER PATRICK TROPHY—Bill Torrey, Islanders
 BILL MASTERTON TROPHY—Lanny McDonald, Calgary
 JACK ADAMS TROPHY—Orval Tessier, Chicago
 FRANK SELKE TROPHY—Bobby Clarke, Philadelphia
 WILLIAM JENNINGS TROPHY—Billy Smith, Roland Melanson, Islanders
 EMERY EDGE TROPHY—Charlie Huddy, Edmonton

GAME BY GAME RESULTS, 1982-83

Game No.	Date	Opponent	Score	Result	Winning Goal	Team Record	Position In Standings
1	10-6-82	Washington	4-5	L	—	0-1-0	5
2	10-8-82	at New Jersey	2-3	L	—	0-2-0	6
3	10-9-82	at Pittsburgh	5-3	W	Nilsson	1-2-0	5
4	10-11-82	Islanders	3-4	L	—	1-3-0	5
5	10-13-82	Philadelphia	5-2	W	Baker	2-3-0	5
6	10-16-82	at Montreal	2-8	L	—	2-4-0	5
7	10-17-82	Los Angeles	3-5	L	—	2-5-0	5
8	10-20-82	Vancouver	6-5	W	Pavelich	3-5-0	4
9	10-23-82	at Islanders	2-5	L	—	3-6-0	4
10	10-24-82	Minnesota	4-2	W	Johnstone	4-6-0	4
11	10-27-82	Calgary	7-4	W	Pavelich	5-6-0	3
12	10-30-82	at Quebec	4-5	L	—	5-7-0	3
13	10-31-81	Pittsburgh	6-2	W	Beck	6-7-0	3
14	11-5-82	at Edmonton	1-5	L	—	6-8-0	3
15	11-6-82	at Calgary	2-2	T	—	6-8-1	3
16	11-10-82	St. Louis	5-4	W	Don Maloney	7-8-1	4
17	11-11-82	at Philadelphia	3-7	L	—	7-9-1	4
18	11-14-82	Edmonton	2-7	L	—	7-10-1	4
19	11-17-82	Toronto	6-1	W	Rogers	8-10-1	4
20	11-20-82	at Toronto	6-3	W	Rogers	9-10-1	3
21	11-21-82	Islanders	7-3	W	Hedberg	10-10-1	3
22	11-24-82	Minnesota	8-5	W	Ruotsalainen	11-10-1	3
23	11-27-82	at Islanders	3-0	W	Duguay	12-10-1	3
24	11-28-82	at Buffalo	3-7	L	—	12-11-1	3
25	12-1-82	Hartford	6-1	W	Ruotsalainen	13-11-1	3
26	12-4-82	at Hartford	2-5	L	—	13-12-1	3
27	12-5-82	Toronto	6-5	W	Hedberg	14-12-1	3
28	12-8-82	at Chicago	2-7	L	—	14-13-1	3
29	12-10-82	at Washington	4-4	T	—	14-13-2	4
30	12-12-82	New Jersey	4-0	W	Pavelich	15-13-2	4
31	12-15-82	Los Angeles	7-1	W	Fotiu	16-13-2	4
32	12-17-82	Islanders	2-5	L	—	16-14-2	4
33	12-18-82	at Detroit	3-3	T	—	16-14-3	4
34	12-20-82	Pittsburgh	6-3	W	Rogers	17-14-3	4
35	12-22-82	Buffalo	1-3	L	—	17-15-3	4
36	12-26-82	at Pittsburgh	3-4	L	—	17-16-3	4
37	12-30-82	at New Jersey	5-2	W	Rogers	18-16-3	4
38	1-1-83	at Washington	7-2	W	Dore	19-16-3	4
39	1-3-83	Detroit	6-2	W	Duguay	20-16-3	4
40	1-5-83	Buffalo	3-3	T	—	20-16-4	4

Game No.	Date	Opponent	Score	Result	Winning Goal	Team Record	Position In Stand-ings
41	1-7-83	Quebec	5-1	W	Nedomansky	21-16-4	4
42	1-9-83	New Jersey	4-3	W	Don Maloney	22-16-4	4
43	1-12-83	Winnipeg	5-5	T	—	22-16-5	3
44	1-15-83	at Boston	0-2	L	—	22-17-5	3
45	1-16-83	Philadelphia	0-4	L	—	22-18-5	3
46	1-18-83	at Vancouver	3-3	T	—	22-18-6	4
47	1-21-83	at Winnipeg	1-4	L	—	22-19-6	4
48	1-23-83	at Philadelphia	1-3	L	—	22-20-6	4
49	1-24-83	Boston	1-3	L	—	22-21-6	4
50	1-27-83	Montreal	1-4	L	—	22-22-6	4
51	1-29-83	at Pittsburgh	2-1	W	Baker	23-22-6	4
52	1-30-83	Chicago	4-5	L	—	23-23-6	4
53	2-1-83	at Los Angeles	5-5	T	—	23-23-7	4
54	2-5-83	at St. Louis	2-2	T	—	23-23-8	4
55	2-6-83	at Chicago	1-4	L	—	23-24-8	4
56	2-10-83	at Minnesota	5-7	L	—	23-25-8	4
57	2-12-83	at Montreal	3-2	W	Nedomansky	24-25-8	4
58	2-16-83	Washington	5-4	W	Pavelich	25-25-8	4
59	2-19-83	at Philadelphia	5-8	L	—	25-26-8	4
60	2-20-83	Winnipeg	9-4	W	Hedberg	26-26-8	4
61	2-23-83	Hartford	11-3	W	Andersson	27-26-8	4
62	2-26-83	at Quebec	3-6	L	—	27-27-8	4
63	2-28-83	Pittsburgh	9-3	W	Hedberg	28-27-8	4
64	3-1-83	at Pittsburgh	3-3	T	—	28-27-9	4
65	3-3-83	Washington	3-4	L	—	28-28-9	4
66	3-6-83	New Jersey	4-6	L	—	28-29-9	4
67	3-8-83	at Vancouver	3-7	L	—	28-30-9	4
68	3-11-83	at Edmonton	1-3	L	—	28-31-9	4
69	3-12-83	at Calgary	4-1	W	Rogers	29-31-9	4
70	3-14-83	Philadelphia	8-2	W	Pavelich	30-31-9	4
71	3-16-83	Islanders	2-1	W	Ruotsalainen	31-31-9	4
72	3-20-83	Boston	0-4	L	—	31-32-9	4
73	3-21-83	at New Jersey	2-4	L	—	31-33-9	4
74	3-23-83	at Detroit	7-1	W	Hedberg	32-33-9	4
75	3-26-83	at Islanders	2-3	L	—	32-34-9	4
76	3-27-83	Washington	5-4	W	Pavelich	33-34-9	4
77	3-29-83	at St. Louis	4-3	W	Nedomansky	34-34-9	4
78	3-31-83	at Philadelphia	4-2	W	Ruotsalainen	35-34-9	4
79	4-1-83	New Jersey	3-3	T	—	35-34-10	4
80	4-3-83	at Washington	0-3	L	—	35-35-10	4

1983-84 NATIONAL HOCKEY LEAGUE CONFERENCE AND DIVISION ALIGNMENTS

CLARENCE CAMPBELL CONFERENCE

Smythe Division

Calgary Flames
Edmonton Oilers
Los Angeles Kings
Vancouver Canucks
Winnipeg Jets

Norris Division

Chicago Black Hawks
Detroit Red Wings
Minnesota North Stars
St. Louis Blues
Toronto Maple Leafs

PRINCE OF WALES CONFERENCE

Patrick Division

New Jersey Devils
New York Islanders
New York Rangers
Philadelphia Flyers
Pittsburgh Penguins
Washington Capitals

Adams Division

Boston Bruins
Buffalo Sabres
Hartford Whalers
Montreal Canadiens
Quebec Nordiques

UNBALANCED SCHEDULE:

Each of the 21 teams will play an 80-game schedule with those teams in the Smythe, Norris and Adams Divisions having eight games (four home, four away) against each of their Divisional opponents, plus three games against each of the remaining 16 teams in the League. In the case of the three games against the remaining clubs, teams will play two home, one away or vice-versa, alternating the extra home game each year.

The six clubs in the Patrick Division—New Jersey, New York Islanders, New York Rangers, Philadelphia, Pittsburgh and Washington—will play each other seven times with three games against each of the remaining 15 teams. The home-ice differential will be alternated each season.

STANLEY CUP PLAYOFFS:

At the conclusion of the regular schedule, the top four finishers in each of the divisions will qualify for the Stanley Cup Playoffs.

The opening round features divisional playoffs that will have the first place club oppose the fourth-place team and second versus third in the best-of-five series. The winners of each series will advance to a best-of-seven Divisional Final Series with the team gaining higher standing during the regular-season holding home-ice advantage.

The four divisional winners will meet in a best-of-seven Conference Championship. The Smythe Division victor will face the Norris Division champion in the Campbell Conference championship, while the Patrick Division victor will oppose the Adams Division winner for the Prince of Wales Conference title. The Conference winners will meet in a best-of-seven final series for the Stanley Cup.

Home ice advantage in the semi-final and final rounds will go to the team representing the division/conference with the better record against the other division/conference. In addition, the final round will now be played on a 2-3-2 basis, rather than the 2-2-1-1-1 format that was previously utilized.

FINAL RANGERS SCORING, 1982-83

Player	GP	G	A	PTS	PIM	PP	SH	GW	GT
Mike Rogers	71	29	47	76	28	7	5	5	0
Mark Pavelich	78	37	38	75	52	10	2	6	1
Don Maloney	78	29	40	69	88	14	1	2	0
Reijo Ruotsalainen	77	16	53	69	22	5	0	4	0
Anders Hedberg	78	25	34	59	12	4	0	5	1
Mikko Leinonen	78	17	34	51	23	3	0	0	1
Dave Maloney	78	8	42	50	132	3	1	0	0
Rob McClanahan	78	22	26	48	46	0	2	0	1
Ron Duguay	72	19	25	44	58	5	0	2	2
Ed Johnstone	52	15	21	36	27	2	1	1	0
Barry Beck	66	12	22	34	112	4	0	1	0
Vaclav Nedomansky ..									
(St. Louis)	22	2	9	11	2	1	0	0	0
(Rangers)	35	12	8	20	0	9	0	3	0
(Total)	57	14	17	31	2	10	0	3	0
Robbie Ftorek	61	12	19	31	41	1	0	0	2
Kent-Erik Andersson ..	71	8	20	28	14	0	0	1	0
Nick Fotiu	72	8	13	21	90	1	0	1	0
Mike Allison	39	11	9	20	37	1	0	0	1
Bill Baker	70	4	14	18	64	1	0	2	0
Chris Kontos	44	8	7	15	33	0	0	0	0
Andre Dore	39	3	12	15	39	0	0	1	0
Rick Chartraw									
(Los Angeles)	31	3	5	8	31	0	0	0	0
(Rangers)	26	2	2	4	37	0	0	0	0
(Total)	57	5	7	12	68	0	0	0	0
Scot Kleinendorst	30	2	9	11	8	1	0	0	0
Tom Laidlaw	80	0	10	10	75	0	0	0	0
Ron Greschner	10	3	5	8	0	1	0	0	0
Ulf Nilsson	10	2	4	6	2	0	0	1	0
Mike Backman	7	1	3	4	6	0	0	0	1
Ed Mio	41	0	3	3	8	0	0	0	0
Dave Silk	16	1	1	2	15	0	0	0	0
Steve Weeks	18	0	2	2	0	0	0	0	0
Pat Conacher	5	0	1	1	4	0	0	0	0
Cam Connor	1	0	0	0	0	0	0	0	0
John Davidson	2	0	0	0	0	0	0	0	0
Steve Baker	3	0	0	0	0	0	0	0	0
Graeme Nicolson	10	0	0	0	9	0	0	0	0
Glen Hanlon									
(St. Louis)	14	0	0	0	0	0	0	0	0
(Rangers)	21	0	0	0	2	0	0	0	0
(Total)	35	0	0	0	2	0	0	0	0

GOALTENDERS' RECORDS

	GP	MINS	GA	EN	SO	AVG	W	L	T
John Davidson	2	120	5	0	0	2.50	1	1	0
Steve Baker	3	102	5	2	0	2.94	0	1	0
Ed Mio	41	2365	136	3	2	3.45	16	18	6
Glen Hanlon	14	671	50	2	0	4.47	3	8	1
(St. Louis)	21	1173	67	1	0	3.43	9	10	1
(Rangers)	35	1844	117	3	0	3.81	12	18	2
(Total)	18	1040	68	0	0	3.92	9	5	3

RANGERS MONTH BY MONTH, 1982-83

	GP	W	L	T	PTS	GF	GA
October	13	6	7	0	12	53	53
November	11	6	4	1	13	46	44
December	13	6	5	2	14	51	43
January	15	5	7	3	13	43	45
February	11	5	4	2	12	58	48
March	15	7	7	1	15	52	48
April	2	0	1	1	1	3	6

POWER PLAY GOALS, 1982-83

Rangers had 72 in 317 attempts

Opponents had 76 in 311 attempts

Vs. BOSTON

RANGERS (1)—Nedomansky (1).

BRUINS (3)—Fergus (1), McNab (1), O'Connell (1).

Vs. BUFFALO

RANGERS (3)—Ftorek (1), Don Maloney (1), Rogers (1).

SABRES (3)—Hamel (1), McKegney (1), McKenna (1).

Vs. CALGARY

RANGERS (1)—Don Maloney (1).

FLAMES (1)—Meredith (1).

Vs. CHICAGO

RANGERS (2)—Nedomansky (1), Rogers (1).

BLACK HAWKS (5)—Savard (2), Crossman (1), Lysiak (1), Preston (1).

Vs. DETROIT

RANGERS (3)—Don Maloney (1), Rogers (1), Ruotsalainen (1).

RED WINGS (1)—Foster (1).

Vs. EDMONTON

RANGERS (1)—Hedberg (1).

OILERS (2)—Coffey (1), Gretzky (1).

Vs. HARTFORD

RANGERS (5)—Pavelich (2), Duguay (1), Leinonen (1), Nedomansky (1).

WHALERS (1)—Johnson (1).

Vs. LOS ANGELES

RANGERS (4)—Baker (1), Dave Maloney (1), Don Maloney (1), Ruotsalainen (1).

KINGS (5)—L. Murphy (2), Nicholls (2), Simmer (1).

Vs. MINNESOTA

RANGERS (1)—Pavelich (1).

NORTH STARS (5)—Bellows (1), Douglas (1), Maxwell (1), Payne (1), Smith (1).

Vs. MONTREAL

RANGERS (1)—Don Maloney (1).

CANADIENS (2)—Robinson (1), Shutt (1).

Vs. NEW JERSEY

RANGERS (5)—Hedberg (1), Johnstone (1), Leinonen (1), Dave Maloney (1), Pavelich (1).

DEVILS (6)—Larmer (2), Broten (1), MacMillan (1), Malinowski (1), Tambellini (1).

Vs. ISLANDERS

RANGERS (7)—Beck (2), Rogers (2), Johnstone (1), Don Maloney (1), Pavelich (1).

ISLANDERS (4)—Bossy (2), Potvin (1), Trottier (1).

Vs. PHILADELPHIA

RANGERS (5)—Duguay (1), Don Maloney (1), Nedomansky (1), Pavelich (1), Ruotsalainen (1).

FLYERS (4)—Propp (2), Brickley (1), Sittler (1).

Vs. PITTSBURGH

RANGERS (12)—Don Maloney (3), Pavelich (2), Beck (1), Duguay (1), Fotiu (1), Hedberg (1), Nedomansky (1), Rogers (1), Ruotsalainen (1).

PENGUINS (9)—Carlyle (3), Kehoe (2), Boutette (1), Gardner (1), Graham (1), Malone (1).

Vs. QUEBEC

RANGERS (2)—Kleinendorst (1), Nedomansky (1).

NORDIQUES (3)—A. Stastny (1), M. Stastny (1), Paiement (1).

Vs. ST. LOUIS

RANGERS (4)—Beck (1), Greschner (1), Don Maloney (1), Pavelich (1).

BLUES (3)—Mullen (1), Ramage (1), Turnbull (1).

Vs. TORONTO

RANGERS (3)—Pavelich (1), Rogers (1), Ruotsalainen (1).

MAPLE LEAFS (2)—Derlago (1), Poddubny (1).

Vs. VANCOUVER

RANGERS (4)—Nedomansky (2), Dave Maloney (1), Don Maloney (1).

CANUCKS (8)—Fraser (1), Hlinka (1), Lanz (1), McCarthy (1), Rota (1), Smyl (1), Sundstrom (1), Tanti (1).

Vs. WASHINGTON

RANGERS (6)—Allison (1), Duguay (1), Hedberg (1), Leinonen (1), Don Maloney (1), Nedomansky (1).

CAPITALS (5)—Carpenter (1), Engblom (1), Houston (1), Laughlin (1), Theberge (1).

Vs. WINNIPEG

RANGERS (2)—Duguay (1), Don Maloney (1).

JETS (4)—Mullen (2), Lukowich (1), MacLean (1).

SHORTHANDED GOALS, 1982-83

RANGERS (12)			OPPONENTS (8)	
Rogers	5	(Phila., Tor., Minn., N.J., L.A.)	Duris	1 (Tor.)
McClanahan	2	(Htf., Wash.)	Flockhart	1 (Phila.)
Pavelich	2	(Minn., N.J.)	Foster	1 (Det.)
Johnstone	1	(Wash.)	Hughes	1 (Edm.)
Dave Maloney	1	(Wash.)	Hunter	1 (Que.)
Don Maloney	1	(Isl.)	Quenneville	1 (N. J.)
			Smail	1 (Winn.)
			Taylor	1 (Phila.)

HAT TRICKS, 1982-83

BY RANGERS (4)

Mike Rogers vs. Toronto at Toronto. November 20. All goals scored against Mike Palmateer.

Mark Pavelich vs. Islanders at New York. November 21. One goal scored against Billy Smith and two goals scored against Roland Melanson.

Rob McClanahan vs. Minnesota at New York. November 24. All goals scored against Don Beaupre.

Mark Pavelich vs. Hartford at New York. February 23. Five goals, all scored against Greg Millen.

AGAINST RANGERS (2)

Doug Wickenheiser, Montreal, at Montreal. October 16. All goals scored against Ed Mio.

Mike Bossy, Islanders, at New York. December 17. All goals scored against Ed Mio.

PENALTY SHOTS, 1982-83

None attempted by Rangers or opponents.

WIN/LOSS BREAKDOWN, 1982-83

	Home	Away	Totals
vs. Patrick			
vs. Adams	11- 6-1	6- 9-2	17-15- 3
vs. Norris	3- 4-1	1- 6-0	4-10- 1
vs. Smythe	6- 1-0	3- 3-2	9- 4- 2
	4- 2-1	1- 4-3	5- 6- 4
Totals	<u>24-13-3</u>	<u>11-22-7</u>	<u>35-35-10</u>

SCORING BY PERIODS

	1st	2nd	3rd	Totals
RANGERS:	90	102	114	306
Opposition:	86	111	90	287

FIRST GOAL OF GAME

RANGERS:	34 times	(27-4-3)
Opposition:	46 times	(8-31-7)



NEW YORK vs. BOSTON



SERIES RESULTS

	GP	W	L	T	PTS	GF	GA
New York	3	0	3	0	0	1	9
Boston	3	3	0	0	6	9	1

(at NEW YORK)

(0-2-0)

Jan. 15—Rangers 0, Bruins 2 at Boston
 Jan. 24—Rangers 1, Bruins 3 at New York
 Mar. 20—Rangers 0, Bruins 4 at New York

(at BOSTON)

(0-1-0)

(Mio & Peeters)
 (Mio & Peeters)
 (Mio & Peeters)

GOALS BY PERIODS

	1st	2nd	3rd	Totals
New York	0	0	1	1
Boston	3	5	1	9



NEW YORK vs. BUFFALO



SERIES RESULTS

	GP	W	L	T	PTS	GF	GA
New York	3	0	2	1	1	7	13
Buffalo	3	2	0	1	5	13	7

(at NEW YORK)

(0-1-1)

Nov. 28—Rangers 3, Sabres 7 at Buffalo
 Dec. 22—Rangers 1, Sabres 3 at New York
 Jan. 5—Rangers 3, Sabres 3 at New York

(at BUFFALO)

(0-1-0)

(Weeks & Cloutier)
 (Mio & Sauve)
 (Mio & Cloutier)

GOALS BY PERIODS

	1st	2nd	3rd	Totals
New York	2	1	4	7
Buffalo	4	4	5	13



NEW YORK vs. CALGARY



SERIES RESULTS

	GP	W	L	T	PTS	GF	GA
New York	3	2	0	1	5	13	7
Calgary	3	0	2	1	1	7	13

(at NEW YORK)

(1-0-0)

Oct. 27—Rangers 7, Flames 4 at New York

Nov. 6—Rangers 2, Flames 2 at Calgary

Mar. 12—Rangers 4, Flames 1 at Calgary

(at CALGARY)

(1-0-1)

(Weeks & Edwards)

(Weeks & Edwards)

(Hanlon & Edwards)

GOALS BY PERIODS

	1st	2nd	3rd	Totals
New York	4	6	3	13
Calgary	2	2	3	7



NEW YORK vs. CHICAGO



SERIES RESULTS

	GP	W	L	T	PTS	GF	GA
New York	3	0	3	0	0	7	16
Chicago	3	3	0	0	6	16	7

(at NEW YORK)

(0-1-0)

Dec. 8—Rangers 2, Black Hawks 7 at Chicago

Jan. 30—Rangers 4, Black Hawks 5 at New York

Feb. 6—Rangers 1, Black Hawks 4 at Chicago

(at CHICAGO)

(0-2-0)

(Mio & Esposito)

(Hanlon & Esposito)

(Mio & Esposito)

GOALS BY PERIODS

	1st	2nd	3rd	Totals
New York	2	2	3	7
Chicago	6	5	5	16



NEW YORK vs. DETROIT



SERIES RESULTS

	GP	W	L	T	PTS	GF	GA
New York	3	2	0	1	5	16	6
Detroit	3	0	2	1	1	6	16

(at NEW YORK)

(1-0-0)

Dec. 18—Rangers 3, Red Wings 3 at Detroit
 Jan. 3—Rangers 6, Red Wings 2 at New York
 Mar. 23—Rangers 7, Red Wings 1 at Detroit

(at DETROIT)

(1-0-1)

(Weeks & Micallef)
 (Weeks & Stefan)
 (Mio & Gilbert)

GOALS BY PERIODS

	1st	2nd	3rd	Totals
New York	4	6	6	16
Detroit	1	2	3	6



NEW YORK vs. EDMONTON



SERIES RESULTS

	GP	W	L	T	PTS	GF	GA
New York	3	0	3	0	0	4	15
Edmonton	3	3	0	0	6	15	4

(at NEW YORK)

(0-1-0)

Nov. 5—Rangers 1, Oilers 5 at Edmonton
 Nov. 14—Rangers 2, Oilers 7 at New York
 Mar. 11—Rangers 1, Oilers 3 at Edmonton

(at EDMONTON)

(0-2-0)

(Mio & Moog)
 (Weeks & Fuhr)
 (Baker & Moog)

GOALS BY PERIODS

	1st	2nd	3rd	Totals
New York	1	3	0	4
Edmonton	2	5	8	15



NEW YORK vs. HARTFORD



SERIES RESULTS

	GP	W	L	T	PTS	GF	GA
New York	3	2	1	0	4	19	9
Hartford	3	1	2	0	2	9	19

(at NEW YORK)

(2-0-0)

Dec. 1—Rangers 6, Whalers 1 at New York
 Dec. 4—Rangers 2, Whalers 5 at Hartford
 Feb. 23—Rangers 11, Whalers 3 at New York

(at HARTFORD)

(0-1-0)

(Mio & Veisor)
 (Mio & Millen)
 (Hanlon & Millen)

GOALS BY PERIODS

	1st	2nd	3rd	Totals
New York	7	6	6	19
Hartford	4	2	3	9



NEW YORK vs. LOS ANGELES



SERIES RESULTS

	GP	W	L	T	PTS	GF	GA
New York	3	1	1	1	3	15	11
Los Angeles	3	1	1	1	3	11	15

(at NEW YORK)

(1-1-0)

Oct. 17—Rangers 3, Kings 5 at New York
 Dec. 15—Rangers 7, Kings 1 at New York
 Feb. 1—Rangers 5, Kings 5 at Los Angeles

(at LOS ANGELES)

(0-0-1)

(Weeks & Laskowski)
 (Mio & Laskowski)
 (Mio & Laskowski)

GOALS BY PERIODS

	1st	2nd	3rd	Totals
New York	4	6	5	15
Los Angeles	6	3	2	11



NEW YORK vs. MINNESOTA



SERIES RESULTS

	GP	W	L	T	PTS	GF	GA
New York	3	2	1	0	4	17	14
Minnesota	3	1	2	0	2	14	17

(at NEW YORK)

(2-0-0)

Oct. 24—Rangers 4, North Stars 2 at New York
 Nov. 24—Rangers 8, North Stars 5 at New York
 Feb. 10—Rangers 5, North Stars 7 at Minnesota

(at MINNESOTA)

(0-1-0)

(Mio & Beaupre)
 (Weeks & Beaupre)
 (Mio/Hanlon & Beaupre)

GOALS BY PERIODS

	1st	2nd	3rd	Totals
New York	3	6	8	17
Minnesota	3	9	2	14



NEW YORK vs. MONTREAL



SERIES RESULTS

	GP	W	L	T	PTS	GF	GA
New York	3	1	2	0	2	6	14
Montreal	3	2	1	0	4	14	6

(at NEW YORK)

(0-1-0)

Oct. 16—Rangers 2, Canadiens 8 at Montreal
 Jan. 27—Rangers 1, Canadiens 4 at New York
 Feb. 12—Rangers 3, Canadiens 2 at Montreal

(at MONTREAL)

(1-1-0)

(Mio & Wamsley)
 (Hanlon & Sevigny)
 (Hanlon & Sevigny)

GOALS BY PERIODS

	1st	2nd	3rd	Totals
New York	2	2	2	6
Montreal	5	2	7	14



NEW YORK vs. NEW JERSEY



SERIES RESULTS

	GP	W	L	T	PTS	GF	GA
New York	7	3	3	1	7	24	21
New Jersey	7	3	3	1	7	21	24

(at NEW YORK) (2-1-1)

Oct. 8—Rangers 2, Devils 3 at New Jersey
 Dec. 12—Rangers 4, Devils 0 at New York
 Dec. 30—Rangers 5, Devils 2 at New Jersey
 Jan. 9—Rangers 4, Devils 3 at New York
 Mar. 6—Rangers 4, Devils 6 at New York
 Mar. 21—Rangers 2, Devils 4 at New Jersey
 Apr. 1—Rangers 3, Devils 3 at New York

(at NEW JERSEY) (1-2-0)

(Davidson & Resch)
 (Mio & Resch)
 (Mio & Resch)
 (Hanlon & Resch)
 (Hanlon/Baker & Resch)
 (Hanlon & Resch)
 (Mio & Low)

GOALS BY PERIODS

	1st	2nd	3rd	Totals
New York	7	7	10	24
New Jersey	6	8	7	21



NEW YORK RANGERS vs. NEW YORK ISLANDERS



SERIES RESULTS

	GP	W	L	T	PTS	GF	GA
Rangers	7	3	4	0	6	21	21
Islanders	7	4	3	0	8	21	21

(at RANGERS) (2-2-0)

Oct. 11—Rangers 3, Islanders 4 at MSG
 Oct. 23—Rangers 2, Islanders 5 at Coliseum
 Nov. 21—Rangers 7, Islanders 3 at MSG
 Nov. 27—Rangers 3, Islanders 0 at Coliseum
 Dec. 17—Rangers 2, Islanders 5 at MSG
 Mar. 16—Rangers 2, Islanders 1 at MSG
 Mar. 26—Rangers 2, Islanders 3 at Coliseum

(at ISLANDERS) (1-2-0)

(Mio & Melanson)
 (Weeks & Smith)
 (Mio & Smith/Melanson)
 (Mio & Melanson/Smith)
 (Mio/Weeks & Melanson)
 (Hanlon & Melanson)
 (Hanlon & Smith)

GOALS BY PERIODS

	1st	2nd	3rd	Totals
Rangers	8	7	6	21
Islanders	5	11	5	21



NEW YORK vs. PHILADELPHIA



SERIES RESULTS

	GP	W	L	T	PTS	GF	GA
New York	7	3	4	0	6	26	28
Philadelphia	7	4	3	0	8	28	26

(at NEW YORK)

(2-1-0)

Oct. 13—Rangers 5, Flyers 2 at New York
 Nov. 11—Rangers 3, Flyers 7 at Philadelphia
 Jan. 16—Rangers 0, Flyers 4 at New York
 Jan. 23—Rangers 1, Flyers 3 at Philadelphia
 Feb. 19—Rangers 5, Flyers 8 at Philadelphia
 Mar. 14—Rangers 8, Flyers 2 at New York
 Mar. 31—Rangers 4, Flyers 2 at Philadelphia

(at PHILADELPHIA)

(1-3-0)

(Davidson & St. Croix)
 (Mio & Lindbergh)
 (Hanlon & Froese)
 (Mio & Froese)
 (Hanlon & Froese)
 (Hanlon & Lindbergh)
 (Hanlon & Froese)

GOALS BY PERIODS

	1st	2nd	3rd	Totals
New York	7	7	12	26
Philadelphia	6	12	10	28



NEW YORK vs. PITTSBURGH



SERIES RESULTS

	GP	W	L	T	PTS	GF	GA
New York	7	5	1	1	11	34	19
Pittsburgh	7	1	5	1	3	19	34

(at NEW YORK)

(3-0-0)

Oct. 9—Rangers 5, Penguins 3 at Pittsburgh
 Oct. 31—Rangers 6, Penguins 2 at New York
 Dec. 20—Rangers 6, Penguins 3 at New York
 Dec. 26—Rangers 3, Penguins 4 at Pittsburgh
 Jan. 29—Rangers 2, Penguins 1 at Pittsburgh
 Feb. 28—Rangers 9, Penguins 3 at New York
 Mar. 1—Rangers 3, Penguins 3 at Pittsburgh

(at PITTSBURGH)

(2-1-1)

(Weeks & Dion)
 (Weeks & Herron)
 (Weeks & Dion)
 (Weeks & Dion)
 (Mio & Dion)
 (Hanlon & Dion)
 (Mio & Herron)

GOALS BY PERIODS

	1st	2nd	3rd	Totals
New York	13	14	7	34
Pittsburgh	6	8	5	19



NEW YORK vs. QUEBEC

SERIES RESULTS

	GP	W	L	T	PTS	GF	GA
New York	3	1	2	0	2	12	12
Quebec	3	2	1	0	4	12	12

(at NEW YORK)

(1-0-0)

Oct. 30—Rangers 4, Nordiques 5 at Quebec
 Jan. 7—Rangers 5, Nordiques 1 at New York
 Feb. 26—Rangers 3, Nordiques 6 at Quebec

(at QUEBEC)

(0-2-0)

(Mio & Bouchard)
 (Mio & Bouchard)
 (Mio & Malarchuk)

GOALS BY PERIODS

	1st	2nd	3rd	Totals
New York	3	3	6	12
Quebec	5	3	4	12



NEW YORK vs. ST. LOUIS

SERIES RESULTS

	GP	W	L	T	PTS	GF	GA
New York	3	2	0	1	5	11	9
St. Louis	3	0	2	1	1	9	11

(at NEW YORK)

(1-0-0)

Nov. 10—Rangers 5, Blues 4 at New York
 Feb. 5—Rangers 2, Blues 2 at St. Louis
 Mar. 29—Rangers 4, Blues 3 at St. Louis

(at ST. LOUIS)

(1-0-1)

(Weeks & Liut)
 (Hanlon & Liut)
 (Hanlon & Liut)

GOALS BY PERIODS

	1st	2nd	3rd	Totals
New York	4	3	4	11
St. Louis	4	4	1	9



NEW YORK vs. TORONTO



SERIES RESULTS

	GP	W	L	T	PTS	GF	GA
New York	3	3	0	0	6	18	9
Toronto	3	0	3	0	0	9	18

(at NEW YORK)

(2-0-0)

Nov. 17—Rangers 6, Maple Leafs 1 at New York

Nov. 20—Rangers 6, Maple Leafs 3 at Toronto

Dec. 5—Rangers 6, Maple Leafs 5 at New York

(at TORONTO)

(1-0-0)

(Mio & Larocque)

(Weeks & Palmateer)

(Weeks & Larocque)

GOALS BY PERIODS

	1st	2nd	3rd	Totals
New York	6	4	8	18
Toronto	1	4	4	9



NEW YORK vs. VANCOUVER



SERIES RESULTS

	GP	W	L	T	PTS	GF	GA
New York	3	1	1	1	3	12	15
Vancouver	3	1	1	1	3	15	12

(at NEW YORK)

(1-0-0)

Oct. 20—Rangers 6, Canucks 5 at New York

Jan. 18—Rangers 3, Canucks 3 at Vancouver

Mar. 8—Rangers 3, Canucks 7 at Vancouver

(at VANCOUVER)

(0-1-1)

(Mio & Ellacott/Brodeur)

(Mio & Brodeur)

(Hanlon/Baker & Brodeur)

GOALS BY PERIODS

	1st	2nd	3rd	Totals
New York	1	6	5	12
Vancouver	7	4	4	15



NEW YORK vs. WASHINGTON



SERIES RESULTS

	GP	W	L	T	PTS	GF	GA
New York	7	3	3	1	7	28	26
Washington	7	3	3	1	7	26	28

(at NEW YORK)

(2-2-0)

Oct. 6—Rangers 4, Capitals 5 at New York
 Dec. 10—Rangers 4, Capitals 4 at Washington
 Jan. 1—Rangers 7, Capitals 2 at Washington
 Feb. 16—Rangers 5, Capitals 4 at New York
 Mar. 3—Rangers 3, Capitals 4 at New York
 Mar. 27—Rangers 5, Capitals 4 at New York
 Apr. 3—Rangers 0, Capitals 3 at Washington

(at WASHINGTON)

(1-1-1)

(Mio & Rigglin)
 (Weeks & Jensen)
 (Mio & Jensen)
 (Mio & Jensen)
 (Mio & Jensen)
 (Mio & Jensen)
 (Mio & Rigglin/Jensen)

GOALS BY PERIODS

	1st	2nd	3rd	Totals
New York	7	8	13	28
Washington	7	12	7	26



NEW YORK vs. WINNIPEG



SERIES RESULTS

	GP	W	L	T	PTS	GF	GA
New York	3	1	1	1	3	15	13
Winnipeg	3	1	1	1	3	13	15

(at NEW YORK)

(1-0-1)

Jan. 12—Rangers 5, Jets 5 at New York
 Jan. 21—Rangers 1, Jets 4 at Winnipeg
 Feb. 20—Rangers 9, Jets 4 at New York

(at WINNIPEG)

(0-1-0)

(Mio & Soetaert)
 (Hanlon & Hayward)
 (Mio & Soetaert)

GOALS BY PERIODS

	1st	2nd	3rd	Totals
New York	5	5	5	15
Winnipeg	3	6	4	13

STANLEY CUP PLAYOFFS
NEW YORK RANGERS vs. PHILADELPHIA FLYERS
DIVISIONAL SEMI-FINAL ROUND
SERIES "C"

GAME RESULTS

	GP	W	L	GF	GA
New York	3	3	0	18	9
Philadelphia	3	0	3	9	18

(at NEW YORK)

(1-0)

Apr. 5—Rangers 5, Flyers 3 at Philadelphia
 Apr. 7—Rangers 4, Flyers 3 at Philadelphia
 Apr. 9—Rangers 9, Flyers 3 at New York

(at PHILADELPHIA)

(2-0)

(Mio & Lindbergh)
 (Mio & Lindbergh)
 (Mio & Lindbergh)

GOALS BY PERIODS

	1st	2nd	3rd	Ovt	Totals
New York	6	6	6	0	18
Philadelphia	2	1	6	0	9

STANLEY CUP PLAYOFFS
NEW YORK RANGERS vs. NEW YORK ISLANDERS
DIVISIONAL FINAL ROUND
SERIES "J"

GAME RESULTS

	GP	W	L	GF	GA
Rangers	6	2	4	15	28
Islanders	6	4	2	28	15

(at RANGERS)

(2-1)

Apr. 14—Rangers 1, Islanders 4 at Coliseum
 Apr. 15—Rangers 0, Islanders 5 at Coliseum
 Apr. 17—Rangers 7, Islanders 6 at MSG
 Apr. 18—Rangers 3, Islanders 1 at MSG
 Apr. 20—Rangers 2, Islanders 7 at Coliseum
 Apr. 22—Rangers 2, Islanders 5 at MSG

(at ISLANDERS)

(0-3)

(Mio & Smith)
 (Hanlon & Smith)
 (Mio & Smith/Melanson)
 (Mio & Melanson)
 (Mio & Smith)
 (Mio & Smith)

GOALS BY PERIODS

	1st	2nd	3rd	Ovt	Totals
Rangers	8	5	2	0	15
Islanders	6	9	13	0	28

RANGERS PLAYOFF SCORING, 1983

	GP	G	A	PTS	PIM	PP	SH	GW
Anders Hedberg	9	4	8	12	4	1	0	0
Mark Pavelich	9	4	5	9	12	2	0	2
Rob McClanahan	9	2	5	7	12	0	0	1
Dave Maloney	7	1	6	7	10	0	0	0
Reijo Ruotsalainen	9	4	2	6	6	1	0	1
George McPhee	9	3	3	6	6	1	0	0
Barry Beck	9	2	4	6	8	0	0	0
Ed Johnstone	9	4	1	5	19	1	1	0
Mike Allison	8	0	5	5	10	0	0	0
Ron Greschner	8	2	2	4	12	2	0	0
Mike Backman	9	2	2	4	0	0	0	1
Ron Duguay	9	2	2	4	28	0	0	0
Mikko Leinonen	7	1	3	4	4	1	0	0
Tom Laidlaw	9	1	1	2	10	0	0	0
Scot Kleinendorst	6	0	2	2	2	0	0	0
Rick Chartraw	9	0	2	2	6	0	0	0
Robbie Ftorek	4	1	0	1	0	0	0	0
Nick Fotiu	5	0	1	1	6	0	0	0
Don Maloney	5	0	1	1	0	0	0	0
Pat Conacher	1	0	0	0	0	0	0	0
Glen Hanlon	1	0	0	0	14	0	0	0
Mike Rogers	1	0	0	0	0	0	0	0
Bill Baker	2	0	0	0	0	0	0	0
Ed Mio	8	0	0	0	0	0	0	0
Kent-Erik Andersson	9	0	0	0	0	0	0	0

GOALTENDERS' RECORDS

	GP	MINS	GA	EN	SO	AVG	W	L
Ed Mio	8	480	32	0	0	4.00	5	3
Glen Hanlon	1	60	5	0	0	5.00	0	1

LIFETIME HAT TRICKS BY CURRENT RANGERS

NO.	DATE	OPPONENT	SITE	GOALTENDER
MIKE ALLISON				
1	Oct. 11, 1980	Toronto	Toronto	Jiri Crha
BARRY BECK (with Colorado)				
1	Dec. 17, 1977	Minnesota	Colorado	Pete LoPresti
ROBBIE FTOREK (with Quebec)				
1	Mar. 18, 1981	Washington	Washington	Mike Palmateer (2) Dave Parro (1)
RON GRESCHNER				
1	Mar. 22, 1978	St. Louis	St. Louis	Phil Myre
ANDERS HEDBERG				
1	Oct. 26, 1980	Detroit (4 goals)	MSG	Gilles Gilbert
2	Nov. 16, 1980	Hartford	MSG	Ken Holland
PIERRE LAROUCHE (4 with Pittsburgh, 5 with Montreal, 1 with Hartford)				
1	Mar. 12, 1975	Boston	Pittsburgh	Gilles Gilbert
2	Feb. 8, 1976	Vancouver	Vancouver	Gary Smith (2) Ken Lockett (1)
3	Feb. 21, 1976	Chicago	Pittsburgh	Gilles Villemure
4	Feb. 19, 1977	Toronto	Toronto	Mike Palmateer (1) Wayne Thomas (2)
5	Oct. 25, 1979	Pittsburgh (4 goals)	Montreal	Wayne Thomas
6	Nov. 22, 1979	Winnipeg	Montreal	Pierre Hamel
7	Jan. 15, 1981	Winnipeg	Montreal	Pierre Hamel
8	Feb. 5, 1981	Minnesota	Montreal	Gilles Meloche
9	Mar. 26, 1981	Calgary	Montreal	Pat Riggin
10	Oct. 16, 1982	Vancouver	Hartford	Richard Brodeur
DAVE MALONEY				
1	Mar. 9, 1980	Minnesota	MSG	Gilles Meloche
DON MALONEY				
1	Jan. 6, 1980	Atlanta	MSG	Dan Bouchard
2	Mar. 31, 1980	Detroit	MSG	Rogie Vachon
3	Feb. 4, 1981	Islanders	MSG	Billy Smith
4	Feb. 21, 1981	Washington	MSG	Mike Palmateer
ROB McCLANAHAN				
1	Nov. 24, 1982	Minnesota	MSG	Don Beaupre
MARK OSBORNE (with Detroit)				
1	Dec. 1, 1981	St. Louis	St. Louis	Mike Liut
MARK PAVELICH				
1	Nov. 21, 1982	Islanders	MSG	Roland Melanson (2) Billy Smith (1)
2	Feb. 23, 1983	Hartford (5 goals)	MSG	Greg Millen
MIKE ROGERS (4 with Hartford and 2 with Rangers)				
1	Jan. 30, 1980	Boston	Hartford	Gerry Cheevers
2	Nov. 26, 1980	Winnipeg	Hartford	L. Middlebrook (2) Pierre Hamel (1)
3	Dec. 3, 1980	Vancouver	Vancouver	Richard Brodeur
4	Jan. 28, 1981	Colorado	Hartford	Al Smith (2) Empty Net (1)
5	Feb. 2, 1982	Vancouver	Vancouver	Glen Hanlon
6	Nov. 20, 1982	Toronto	Toronto	Mike Palmateer
REIJO RUOTSALAINEN				
1	Mar. 17, 1982	Philadelphia	MSG	Pelle Lindbergh

LIFETIME NHL WON/LOSS RECORDS OF CURRENT RANGER GOALIES

GLEN HANLON					JOHN VANBIESBROUCK				
Season	Club	W	L	T	Season	Club	W	L	T
1977-78	Vancouver	1	2	1	1981-82	Rangers	1	0	0
1978-79	Vancouver	12	13	5	Totals		1	0	0
1979-80	Vancouver	17	29	10					
1980-81	Vancouver	5	8	0	STEVE WEEKS				
1981-82	Vancouver	8	14	5	Season	Club	W	L	T
1981-82	St. Louis	0	1	0	1980-81	Rangers	0	1	0
1982-83	St. Louis	3	8	1	1981-82	Rangers	23	16	9
1982-83	Rangers	9	10	1	1982-83	Rangers	9	5	3
Totals		55	85	23	Totals		32	22	12

LIFETIME NHL SHUTOUTS OF CURRENT RANGER GOALIES

GLEN HANLON				
DATE	OPPONENT	SITE	SCORE	SAVES
Nov. 1, 1978	Chicago	Chicago	1-0	21
Dec. 5, 1978	Atlanta	Vancouver	3-0	21
Dec. 23, 1978	Los Angeles	Vancouver	2-0	24
Mar. 1, 1981	Hartford	Vancouver	3-0	28
Dec. 2, 1981	Minnesota	Vancouver	5-0	18

STEVE WEEKS				
DATE	OPPONENT	SITE	SCORE	SAVES
Jan. 13, 1982	Minnesota	Minnesota	2-0	26



'Keeping in Touch with Tradition'
**NEW YORK RANGERS ALUMNI
 ASSOCIATION**

4 Pennsylvania Plaza
 New York, NY 10001

(212) 563-8036

Bill Chadwick

Steve Vickers
 Director

John Halligan

There Are No 'Lone Rangers' Anymore

All-Star Game Appearances By Current Rangers

BARRY BECK

Season	Club	GP	G	A	PTS
1977-78	Campbell All-Stars	1	0	0	0
1978-79	NHL All-Stars	3	0	1	1
1981-82	Wales All-Stars	1	0	1	1
	Totals	5	0	2	2

RON GRESCHNER

Season	Club	GP	G	A	PTS
1979-80	Campbell All-Stars	1	0	0	0

ANDERS HEDBERG

Season	Club	GP	G	A	PTS
1978-79	NHL All-Stars	2	0	0	0

WILLIE HUBER

Season	Club	GP	G	A	PTS
1982-83	Campbell All-Stars	1	0	0	0

PIERRE LAROUCHE

Season	Club	GP	G	A	PTS
1975-76	Wales All-Stars	1	0	1	1

DON MALONEY

Season	Club	GP	G	A	PTS
1982-83	Wales All-Stars	1	1	0	1

MIKE ROGERS

Season	Club	GP	G	A	PTS
1980-81	Wales All-Stars	1	0	0	0

THE LAST TIME

RANGERS SHUT OUT OPPOSITION AT HOME:

December 12, 1982, Rangers 4, New Jersey 0.

Goaltender Ed Mio

RANGERS SHUT OUT OPPOSITION ON ROAD:

November 27, 1982, Rangers 3, Islanders 0.

Goaltender Ed Mio

OPPOSITION SHUT OUT RANGERS AT HOME:

March 20, 1983, Rangers 0, Boston 4.

Goaltender Pete Peeters

OPPOSITION SHUT OUT RANGERS ON ROAD:

April 3, 1983, Rangers 0, Washington 3.

Goaltenders Pat Riggan and Al Jensen

RANGERS PLAYED A 0-0 GAME:

March 30, 1981, Rangers 0, Philadelphia 0.

Goaltenders Steve Baker and Rick St. Croix

RANGERS HAD TWO CONSECUTIVE SHUTOUTS:

1977 November 30 at St. Louis, Rangers 4, St. Louis 0.

Goaltender Wayne Thomas

December 3 at Minnesota, Rangers 4, Minnesota 0.

Goaltender John Davidson

OPPOSITION HAD TWO CONSECUTIVE SHUTOUTS:

1966 February 6 at Madison Square Garden, Montreal 4, Rangers 0.

Goaltender Gump Worsley

February 9 at Toronto, Toronto 3, Rangers 0.

Goaltender Cesare Maniago

RANGERS HELD OPPOSITION SHOTLESS FOR ONE PERIOD:

February 25, 1979 Second period vs. New York Islanders at Madison Square

Garden. Rangers won 3-2.

RANGERS HAD A PENALTY SHOT:

December 5, 1981 Mike Rogers missed against Chico Resch of the Colorado

Rockies at 19:25 of third period at Colorado. Rangers won, 2-1.

OPPOSITION HAD A PENALTY SHOT:

February 22, 1981 Mike Rogers of the Hartford Whalers missed against Doug

Soetaert at 2:08 of third period at Hartford. Whalers won game 6-5.

PENALTY FREE GAME:

March 13, 1976 vs. Vancouver Canucks at Vancouver. Rangers won, 7-3.

Referee Lloyd Gilmour.

RANGERS SCORED 10 GOALS IN A GAME:

February 23, 1983 vs. Hartford Whalers at Madison Square Garden.

Rangers won 11-3.

OPPOSITION SCORED 10 GOALS IN A GAME:

November 13, 1979 vs. New York Islanders at Nassau Coliseum.

Islanders won, 10-5.

RANGERS HAD 50 SHOTS IN A GAME:

55 February 12, 1981 vs. Winnipeg Jets at Madison Square Garden.

Rangers won, 8-6.

OPPOSITION HAD 50 SHOTS IN A GAME:

50 April 6, 1978 by Philadelphia Flyers in Philadelphia.

Flyers won, 3-0.

FOUR-GOAL GAME BY A RANGER:

October 26, 1980 Anders Hedberg against Gilles Gilbert of the Detroit

Red Wings at Madison Square Garden. Rangers won, 7-6.

FOUR-GOAL GAME BY OPPOSING PLAYER:

October 18, 1980 Mike Gartner of the Washington Capitals against Doug

Soetaert in Washington. Capitals won, 8-2

FIVE-GOAL GAME BY A RANGER:

February 23, 1983 Mark Pavelich against Greg Millen of the Hartford Whalers

at Madison Square Garden. Rangers won, 11-3.

FIVE-GOAL GAME BY OPPOSING PLAYER:

January 15, 1979 Tim Young of Minnesota North Stars scored three goals

against Doug Soetaert and two against Wayne Thomas at Madison

Square Garden. Minnesota won, 8-1.

RANGER GOALTENDER ASSISTED ON A GOAL:

March 23, 1983 Ed Mio on a goal by Chris Kontos at 15:23 of the second

period at Detroit. Rangers won, 7-1.

SINGLE SEASON HIGHS OF CURRENT RANGERS

PLAYER	GP	GOALS	ASSISTS	POINTS	PIM	PPG	SHG	GWG
Mike Allison	75 (80-81)	26 (80-81)	38 (80-81)	64 (80-81)	83 (80-81)	4 (80-81)	—	2 (80-81)
Kent-Erik Andersson	77 (80-81)	17 (80-81)	24 (80-81)	41 (80-81)	22 (80-81)	3 (77-78)	4 (80-81)	4 (78-79)
Bill Baker	70 (82-83)	4 (82-83)	14 (82-83)	18 (82-83)	67 (81-82)	1 (twice)	—	2 (82-83)
Barry Beck	75 (twice)	22 (77-78)	50 (79-80)	65 (79-80)	231 (80-81)	6 (twice)	1 (80-81)	4 (twice)
Mike Blaisdell	80 (twice)	23 (81-82)	32 (81-82)	55 (81-82)	48 (81-82)	4 (81-82)	—	3 (81-82)
Rick Chartraw	68 (77-78)	5 (3 times)	12 (77-78)	16 (twice)	68 (82-83)	1 (81-82)	—	1 (4 times)
Nick Fotiu	74 (79-80)	10 (79-80)	13 (82-83)	21 (82-83)	190 (78-79)	1 (twice)	—	1 (3 times)
Robbie Ftorek	78 (80-81)	24 (80-81)	49 (80-81)	73 (80-81)	104 (80-81)	8 (80-81)	—	3 (twice)
Ron Greschner	80 (76-77)	27 (80-81)	48 (77-78)	72 (77-78)	112 (80-81)	8 (77-78)	2 (76-77)	5 (77-78)
Anders Hedberg	80 (3 times)	33 (78-79)	45 (78-79)	78 (78-79)	52 (80-81)	7 (twice)	1 (80-81)	5 (twice)
Willie Huber	80 (80-81)	17 (79-80)	34 (80-81)	49 (80-81)	164 (79-80)	5 (81-82)	2 (79-80)	2 (3 times)
Tom Laidlaw	80 (twice)	6 (80-81)	23 (80-81)	29 (80-81)	104 (81-82)	1 (80-81)	—	—
Pierre Larouche	79 (74-75)	53 (75-76)	58 (75-76)	111 (75-76)	52 (74-75)	18 (75-76)	1 (81-82)	7 (79-80)
Mikko Leinonen	78 (82-83)	17 (82-83)	34 (82-83)	51 (82-83)	23 (82-83)	3 (82-83)	—	3 (81-82)
Dave Maloney	79 (80-81)	13 (81-82)	42 (82-83)	50 (82-83)	186 (79-80)	6 (81-82)	2 (78-79)	3 (81-82)
Don Maloney	79 (79-80)	29 (twice)	48 (79-80)	73 (79-80)	99 (80-81)	14 (82-83)	5 (80-81)	9 (80-81)
Rob McClanahan	78 (82-83)	22 (82-83)	26 (82-83)	48 (82-83)	46 (82-83)	1 (80-81)	2 (82-83)	1 (twice)
Mark Osborne	80 (twice)	26 (81-82)	41 (81-82)	67 (81-82)	83 (82-83)	5 (82-83)	—	3 (twice)
Mark Pavelich	79 (81-82)	37 (82-83)	43 (81-82)	76 (81-82)	75 (82-83)	12 (81-82)	3 (81-82)	5 (82-83)
Mike Rogers	80 (3 times)	44 (79-80)	65 (twice)	105 (twice)	43 (81-82)	10 (80-81)	5 (82-83)	5 (82-83)
Reijo Ruotsalainen	78 (81-82)	18 (81-82)	53 (82-83)	69 (82-83)	27 (81-82)	7 (81-82)	—	4 (82-83)

ALL-TIME RANGER SCORING LEADERS

PLAYER	GP	Goals	Assists	Points	PIM
1. Rod Gilbert	1065	406	615	1021	508
2. Jean Ratelle	862	336	481	817	192
3. Andy Bathgate	719	272	457	729	444
4. Walt Tkaczuk	945	227	451	678	556
5. Steve Vickers	698	246	340	586	330
6. Vic Hadfield	838	262	310	572	1036
7. Camille Henry	637	256	222	478	78
8. Dean Prentice	666	186	236	422	263
9. Frank Boucher	533	152	261	413	114
10. Phil Esposito	422	184	220	404	263
11. Ron Greschner**	554	122	272	394	672
12. Brad Park	465	95	283	378	738
13. Andy Hebenton	560	177	191	368	75
14. Bill Cook	475	228	138	366	386
15. Bryan Hextall	449	187	175	362	227
16. Phil Watson	546	127	233	360	471
17. Bill Fairbairn	527	137	222	359	161
18. Harry Howell	1160	82	263	345	1147
19. Bob Nevin	505	168	174	342	105
20. Lynn Patrick	455	145	190	335	240
21. Phil Goyette	397	98	231	329	51
22. Don Raleigh	535	101	219	320	96
23. Pete Stemkowski	496	113	204	317	380
24. Ron Duguay	417	151	160	311	338
25. Jim Neilson	810	60	238	298	766
26. Bun Cook	433	154	139	293	436
27. Cecil Dillon	409	160	121	281	93
28. Edgar Laprade	500	108	172	280	42
29. Anders Hedberg**	322	120	159	279	118
30. Don Maloney**	300	114	164	278	396
31. Don Marshall	479	129	141	270	40
32. Bill Gadsby	457	58	212	270	411
33. Neil Colville	463	99	166	265	213
34. Earl Ingarfield	527	122	142	264	198
35. Dave Maloney**	521	61	198	259	935
36. Pat Hickey	370	128	129	257	216
37. Rod Seiling	644	50	198	248	423
38. Carol Vadnais	485	56	190	246	690
39. Ed Johnstone	371	109	125	234	319
40. Grant Warwick	293	117	116	233	179
41. Ott Heller	647	55	176	231	465
42. Dave Balon	361	99	113	212	284
43. Red Sullivan	322	59	150	209	300
44. Tony Leswick	368	113	89	202	420
45. Larry Popein	402	75	127	202	150
46. Alex Shibicky	322	110	91	201	161

** Active Rangers

RANGER SCORING LEADERS

1926-1983

Year	Goals	Assists	Points
1926-27	Bill Cook 33	Boucher 15	Bill Cook 37
1927-28	Boucher 23	Bun Cook 14	Boucher 35
1928-29	Bill Cook 15	Boucher 16	Boucher 28
1929-30	Bill Cook 29	Boucher 36	Boucher 62
1930-31	Bill Cook 30	Boucher 27	Bill Cook 42
1931-32	Bill Cook 33	Boucher 23	Bill Cook 47
1932-33	Bill Cook 28	Boucher 28	Bill Cook 50
1933-34	Bun Cook 18	Boucher 30	Boucher 44
1934-35	Dillon 25	Boucher 32	Boucher 45
1935-36	Dillon 18	Boucher 18	Dillon 32
1936-37	Keeling 22	N. Colville 18	Dillon 31
1937-38	Dillon 21	Watson 25	Dillon 39
1938-39	Shibicky 24	Heller 23	C. Smith 41
1939-40	Hextall 24	Watson 28	Hextall 39
1940-41	Hextall 26	N. Colville 28	Hextall 44
1941-42	Lynn Patrick 32	Watson 37	Lynn Patrick 44
1942-43	Hextall 27	Lynn Patrick 39	Hextall 56
1943-44	Hextall 21	Hextall 33	Lynn Patrick 61
1944-45	DeMarco 24	DeMarco 30	Hextall 54
1945-46	DeMarco 20	DeMarco 27	DeMarco 54
1946-47	Leswick 27	Laprade 25	DeMarco 47
1947-48	O'Connor 24	O'Connor 36	Leswick 41
	Leswick 24		O'Connor 60
1948-49	Laprade 18	O'Connor 24	O'Connor 35
1949-50	Laprade 22	Leswick 25	Laprade 44
		Raleigh 25	Leswick 44
1950-51	Mickoski 20	Raleigh 24	Raleigh 39
			Sinclair 39
1951-52	Hergeshelmer 26	Raleigh 42	Raleigh 61
1952-53	Hergeshelmer 30	Ronty 38	Hergeshelmer 59
1953-54	Hergeshelmer 27	Ronty 33	Ronty 46
1954-55	Lewicki 29	Raleigh 32	Lewicki 53
1955-56	Prentice 24	Bathgate 47	Bathgate 66
	Hebenton 24		
1956-57	Bathgate 27	Bathgate 50	Bathgate 77
1957-58	Henry 32	Bathgate 48	Bathgate 78
1958-59	Bathgate 40	Bathgate 48	Bathgate 88
1959-60	Prentice 32	Bathgate 48	Bathgate 74
1960-61	Bathgate 29	Bathgate 48	Bathgate 77
1961-62	Bathgate 28	Bathgate 56	Bathgate 84
1962-63	Henry 37	Bathgate 46	Bathgate 81
1963-64	Henry 29	Goyette 41	Goyette 65
1964-65	Gilbert 25	Gilbert 36	Gilbert 61
1965-66	Nevin 29	Nevin 33	Nevin 62
1966-67	Gilbert 28	Goyette 49	Goyette 61
1967-68	Ratelle 32	Gilbert 48	Ratelle 78
1968-69	Ratelle 32	Gilbert 49	Ratelle 78
1969-70	Balon 33	Tkaczuk 50	Tkaczuk 77
1970-71	Balon 36	Tkaczuk 49	Tkaczuk 75
1971-72	Hadfield 50	Ratelle 63	Ratelle 109
1972-73	Ratelle 41	Gilbert 59	Ratelle 94
1973-74	Gilbert 36	Park 57	Park 82
1974-75	Vickers 41	Gilbert 61	Gilbert 97
1975-76	Gilbert 36	Vickers 53	Gilbert 86
1976-77	Esposito 34	Gilbert 48	Esposito 80
1977-78	Hickey 40	Greschner 48	Esposito 81
1978-79	Esposito 42	Hedberg 45	Esposito 78
			Hedberg 78
1979-80	Esposito 34	Beck 50	Esposito 78
1980-81	Hedberg 30	Greschner 41	Hedberg 70
	Johnstone 30		
1981-82	Duguay 40	Rogers 65	Rogers 103
1982-83	Pavelich 37	Ruotsalainen 53	Rogers 76

Ranger Presidents

John S. Hammond	1926 thru 1931-32
William F. Carey	1932-33
John Reed Kilpatrick	1933-34
John S. Hammond	1934-35
John Reed Kilpatrick	1935-36 thru 1959-60
John J. Bergen	1960-61 thru 1961-62
William M. Jennings	1962-63 thru 1980-81
John H. Krumpe	1981-82 to present

Ranger General Managers

Lester Patrick	1926-27 thru 1945-46
Frank Boucher	1946-47 thru 1954-55
Muzz Patrick	1955-56 thru 1963-64
Emile Francis	1964-65 to Jan. 6, 1976
John Ferguson	Jan. 7, 1976 to June 2, 1978
Fred Shero	June 2, 1978 to Nov. 21, 1980
Craig Patrick	Nov. 21, 1980 to present

Ranger Coaches

Lester Patrick	1926-27 thru 1938-39
Frank Boucher	1939-40 to Dec. 21, 1948
Lynn Patrick	Dec. 21, 1948, thru 1949-50
Neil Colville	1950-51 to Dec. 6, 1951
Bill Cook	Dec. 6, 1951, thru 1952-53
Frank Boucher	1953-54 to Jan. 6, 1954
Muzz Patrick	Jan. 6, 1954, thru 1954-55
Phil Watson	1955-56 to Nov. 12, 1959
Alf Pike	Nov. 18, 1959 thru 1960-61
Doug Harvey	May 30, 1961, thru 1961-62
Muzz Patrick	Sept. 7, 1962 to Dec. 28, 1962
George Sullivan	Dec. 28, 1962 to Dec. 5, 1965
Emile Francis	Dec. 5, 1965 to June 4, 1968
Bernie Geoffrion	June 4, 1968 to Jan. 17, 1969
Emile Francis	Jan. 17, 1969 to June 4, 1973
Larry Popein	June 4, 1973 to Jan. 11, 1974
Emile Francis	Jan. 11, 1974 to May 19, 1975
Ron Stewart	May 19, 1975 to Jan. 7, 1976
John Ferguson	Jan. 7, 1976 to Aug. 22, 1977
Jean-Guy Talbot	Aug. 22, 1977 to June 2, 1978
Fred Shero	June 2, 1978 to Nov. 22, 1980
Craig Patrick	Nov. 22, 1980 to June 4, 1981
Herb Brooks	June 4, 1981 to present

Ranger Captains

Bill Cook	1926-27 thru 1936-37
Art Coulter	1937-38 thru 1941-42
Ott Heller	1942-43 thru 1944-45
Neil Colville	1945-46 thru Dec. 21, 1948
Buddy O'Connor	1949-50
Frank Eddolls	1950-51 to Dec. 6, 1951
Allan Stanley	Dec. 20, 1951 to Nov. 3, 1953
Don Raleigh	Nov. 4, 1953 thru 1954-55
Harry Howell	1955-56 thru 1956-57
George Sullivan	1957-58 thru 1960-61
Andy Bathgate	1961-62 to Feb. 22, 1964
Camille Henry	Feb. 23, 1964 to Feb. 4, 1965
Bob Nevin	Feb. 5, 1965 thru 1970-71
Vic Hadfield	1971-72 thru 1973-74
Brad Park	1974-75 to Nov. 7, 1975
Phil Esposito	Nov. 12, 1975 to Oct. 10, 1978
Dave Maloney	Oct. 11, 1978 to Dec. 6, 1980
Walt Tkaczuk	Dec. 7, 1980 to Feb. 3, 1981
Barry Beck	Feb. 4, 1981 to present

ALL-TIME RECORDS OF RANGER COACHES

	GC	W	L	T	PCT.
Lester Patrick	604	281	216	107	.554
Frank Boucher	525	179	263	83	.420
Lynn Patrick	107	40	51	16	.449
Neil Colville	93	26	41	26	.419
Bill Cook	117	34	59	24	.393
Muzz Patrick	139	46	66	27	.428
Phil Watson	294	118	124	52	.490
Alf Pike	123	36	66	21	.378
Doug Harvey	70	26	32	12	.457
Red Sullivan	196	58	103	35	.385
Emile Francis	654	342	209	103	.602
Bernie Geoffrion	43	22	18	3	.547
Larry Popein	41	18	14	9	.549
Ron Stewart	39	15	20	4	.436
John Ferguson	121	43	59	19	.434
Jean-Guy Talbot	80	30	37	13	.456
Fred Shero	180	82	74	24	.522
Craig Patrick	60	26	23	11	.525
Herb Brooks	160	74	62	24	.538

Madison Square Garden —Home of the Rangers



"It is, very simply, the most famous and most glamorous arena in creation."

—Red Smith

LIFETIME RANGER SHUTOUTS

	Regular Season	Playoffs	Total
Glacomini	49	1	50
Kerr	40	7	47
Roach	30	5	35
Rayner	24	1	25
Worsley	24	0	24
Chabot	21	2	23
Altkenhead	11	3	14
Villemure	13	0	13
Davidson	7	1	8
Bower	5	0	5
Plante	5	0	5
Henry	4	1	5
Thomas	5	0	5
Baker	3	0	3
Maniago	2	0	2
Mio	2	0	2
Paille	2	0	2
Winkler	2	0	2
Beveridge	1	0	1
McAuley	1	0	1
McCartan	1	0	1
Sawchuk	1	0	1
Soetaert	1	0	1
Weeks	1	0	1
Miller	0	1	1
	255	22	277

MOST DECISIVE VICTORIES

HOME	ROAD
12-1 vs. California Nov. 21, 1971	7-0 at Americans Jan. 29, 1928
10-0 vs. California Nov. 17, 1974	7-0 at Canadiens Jan. 22, 1935
9-0 vs. Canadiens Feb. 4, 1940	7-0 at Americans Feb. 2, 1939
9-0 vs. Canadiens Jan. 30, 1949	7-0 at Toronto Mar. 22, 1958
9-0 vs. Boston Feb. 23, 1969	8-1 at Oakland Nov. 7, 1969
11-2 vs. Detroit Jan. 25, 1942	8-1 at California Nov. 5, 1971
8-0 vs. Los Angeles Jan. 9, 1972	8-1 at Minnesota Dec. 30, 1974
9-1 vs. St. Louis Jan. 5, 1972	9-2 at Ottawa June 28, 1933
9-1 vs. Pittsburgh Dec. 17, 1972	9-2 at Minnesota Feb. 15, 1975
10-2 vs. Chicago Mar. 12, 1952	11-4 at Minnesota Dec. 4, 1976
10-2 vs. Edmonton Oct. 24, 1979	11-4 at Washington Mar. 24, 1978
11-3 vs. Hartford Feb. 23, 1983	

MOST DECISIVE DEFEATS

HOME	ROAD
3-13 vs. Boston Jan. 2, 1944	0-15 at Detroit Jan. 23, 1944
0-9 vs. Detroit Dec. 6, 1950	1-14 at Toronto Mar. 16, 1957
1-10 vs. Toronto Mar. 21, 1965	3-14 at Boston Jan. 21, 1945
0-8 vs. Toronto Mar. 9, 1944	2-12 at Detroit Feb. 3, 1944
0-8 vs. Chicago Apr. 2, 1967	

**RANGER RECORD AGAINST ALL
NATIONAL HOCKEY LEAGUE TEAMS SINCE 1926**

New York Rangers vs.	GP	W	L	T	GF	GA	PTS
Chicago Black Hawks	526	215	220	91	1493	1535	521
Detroit Red Wings(a)	523	193	231	99	1414	1569	485
Boston Bruins	526	196	244	86	1525	1694	478
Toronto Maple Leafs	505	174	242	89	1389	1601	437
Montreal Canadiens	505	155	270	80	1302	1728	390
Minnesota North Stars	76	47	16	13	298	214	107
St. Louis Blues	77	49	19	9	291	198	107
Pittsburgh Penguins	81	45	25	11	311	248	101
Philadelphia Flyers	93	34	32	27	285	282	95
Vancouver Canucks	61	44	13	4	260	167	92
Los Angeles Kings	72	36	25	11	268	212	83
New York Islanders	66	30	34	2	231	242	62
New Jersey Devils (K.C., Colo.) ...	43	24	12	7	173	133	55
Buffalo Sabres	59	21	26	12	209	221	54
Calgary Flames (Atlanta)	56	20	27	9	182	212	49
Washington Capitals	43	19	15	9	200	175	47
Hartford Whalers	14	8	4	2	70	48	18
Winnipeg Jets	14	7	5	2	61	54	16
Quebec Nordiques	14	5	5	4	59	56	14
Edmonton Oilers	14	5	8	1	55	56	11
Defunct Teams(b)	278	169	64	45	901	581	383
Totals	3646	1496	1537	613	10977	11226	3605

HOME

New York Rangers vs.	GP	W	L	T	GF	GA	PTS
Detroit Red Wings(a)	261	122	83	56	782	660	300
Boston Bruins	264	114	99	51	796	732	279
Chicago Black Hawks	263	111	101	51	774	741	273
Toronto Maple Leafs	253	104	97	52	751	728	260
Montreal Canadiens	252	101	103	48	723	734	250
St. Louis Blues	38	32	3	3	168	83	67
Minnesota North Stars	38	23	7	8	138	105	54
Philadelphia Flyers	46	18	11	17	151	128	53
Vancouver Canucks	31	24	5	2	139	74	50
Pittsburgh Penguins	40	22	13	5	166	124	49
Los Angeles Kings	36	20	11	5	144	104	45
New York Islanders	34	21	12	1	134	102	43
Buffalo Sabres	29	13	8	8	109	81	34
New Jersey Devils (K.C., Colo.) ..	21	13	4	4	95	64	30
Washington Capitals	22	12	6	4	117	83	28
Calgary Flames (Atlanta)	28	12	13	3	102	102	27
Hartford Whalers	7	5	1	1	40	18	11
Winnipeg Jets	7	5	1	1	43	26	11
Quebec Nordiques	7	4	0	3	31	21	11
Edmonton Oilers	7	2	4	1	29	29	5
Defunct Teams(b)	139	87	30	22	460	290	196
Totals	1823	865	612	346	5892	5029	2076

ROAD

New York Rangers vs.	GP	W	L	T	GF	GA	PTS
Chicago Black Hawks	263	104	119	40	719	794	248
Boston Bruins	262	82	145	35	729	962	199
Detroit Red Wings(a)	262	71	148	43	632	909	185
Toronto Maple Leafs	252	70	145	37	638	873	177
Montreal Canadiens	253	54	167	32	579	994	140
Minnesota North Stars	38	24	9	5	160	109	53
Pittsburgh Penguins	41	23	12	6	145	124	52
Vancouver Canucks	30	20	8	2	121	93	42
Philadelphia Flyers	47	16	21	10	134	154	42
St. Louis Blues	39	17	16	6	123	115	40
Los Angeles Kings	36	16	14	6	124	108	38
New Jersey Devils (K.C., Colo.) ..	22	11	8	3	78	69	25
Calgary Flames (Atlanta)	28	8	14	6	80	110	22
Buffalo Sabres	30	8	18	4	100	140	20
Washington Capitals	21	7	9	5	83	92	19
New York Islanders	32	9	22	1	97	140	19
Hartford Whalers	7	3	3	1	30	30	7
Edmonton Oilers	7	3	4	0	26	27	6
Winnipeg Jets	7	2	4	1	18	28	5
Quebec Nordiques	7	1	5	1	28	35	3
Defunct Teams(b)	139	82	34	23	441	291	187
Totals	1823	631	925	267	5085	6197	1529

(a) Includes records of Detroit Cougars and Detroit Falcons.

(b) Teams are: Brooklyn and New York Americans, Cleveland Barons (Calif.), Montreal Maroons, Ottawa Senators, Philadelphia Quakers, Pittsburgh Pirates, and St. Louis Eagles.

RANGERS ALL-TIME WON-AND-LOST RECORD

Year	G	W	L	T	GF	GA	PTS	Finished*	Divisional Champion
1926-27....	44	25	13	6	95	72	56	First	Rangers
1927-28....	44	19	16	9	94	79	47	Second	Boston
1928-29....	44	21	13	10	72	65	52	Second	Boston
1929-30....	44	17	17	10	136	143	44	Third	Boston
1930-31....	44	19	16	9	106	87	47	Third	Boston
1931-32....	48	23	17	8	134	112	54	First	Rangers
1932-33....	48	23	17	8	135	107	54	Third	Boston
1933-34....	48	21	19	8	120	113	50	Third	Detroit
1934-35....	48	22	20	6	137	139	50	Third	Boston
1935-36....	48	19	17	12	91	96	50	Fourth	Detroit
1936-37....	48	19	20	9	117	106	47	Third	Detroit
1937-38....	48	27	15	6	149	96	60	Second	Boston
1938-39....	48	26	16	6	149	105	58	Second	Boston
1939-40....	48	27	11	10	136	77	64	Second	Boston
1940-41....	48	21	19	8	143	125	50	Fourth	Boston
1941-42....	48	29	17	2	177	143	60	First	Rangers
1942-43....	50	11	31	8	161	253	30	Sixth	Detroit
1943-44....	50	6	39	5	162	310	17	Sixth	Canadiens
1944-45....	50	11	29	10	154	247	32	Sixth	Canadiens
1945-46....	50	13	28	9	144	191	35	Sixth	Canadiens
1946-47....	60	22	32	6	167	186	50	Fifth	Canadiens
1947-48....	60	21	26	13	176	201	55	Fourth	Toronto
1948-49....	60	18	31	11	133	172	47	Sixth	Detroit
1949-50....	70	28	31	11	170	189	67	Fourth	Detroit
1950-51....	70	20	29	21	169	201	61	Fifth	Detroit
1951-52....	70	23	34	13	192	219	59	Fifth	Detroit
1952-53....	70	17	37	16	152	211	50	Sixth	Detroit
1953-54....	70	29	31	10	161	182	68	Fifth	Detroit
1954-55....	70	17	35	18	150	210	52	Fifth	Detroit
1955-56....	70	32	28	10	204	203	74	Third	Canadiens
1956-57....	70	26	30	14	184	227	66	Fourth	Detroit
1957-58....	70	32	25	13	195	188	77	Second	Canadiens
1958-59....	70	26	32	12	201	217	64	Fifth	Canadiens
1959-60....	70	17	38	15	187	247	49	Sixth	Canadiens
1960-61....	70	22	38	10	204	248	54	Fifth	Canadiens
1961-62....	70	26	32	12	195	207	64	Fourth	Canadiens
1962-63....	70	22	36	12	211	233	56	Fifth	Toronto
1963-64....	70	22	38	10	186	242	54	Fifth	Canadiens
1964-65....	70	20	38	12	179	246	52	Fifth	Detroit
1965-66....	70	18	41	11	195	261	47	Sixth	Canadiens
1966-67....	70	30	28	12	188	189	72	Fourth	Chicago
1967-68....	74	39	23	12	226	183	90	Second	Canadiens
1968-69....	76	41	26	9	231	196	91	Third	Canadiens
1969-70....	76	38	22	16	246	189	92	Fourth	Chicago
1970-71....	78	49	18	11	259	177	109	Second	Boston
1971-72....	78	48	17	13	317	192	109	Second	Boston
1972-73....	78	47	23	8	297	208	102	Third	Canadiens
1973-74....	78	40	24	14	300	251	94	Third	Boston
1974-75....	80	37	29	14	319	276	88	Second	Phila.
1975-76....	80	29	42	9	262	333	67	Fourth	Phila.
1976-77....	80	29	37	14	272	310	72	Fourth	Phila.
1977-78....	80	30	37	13	279	280	73	Fourth	Islanders
1978-79....	80	40	29	11	316	292	91	Third	Islanders
1979-80....	80	38	32	10	308	284	86	Third	Phila.
1980-81....	80	30	36	14	312	317	74	Fourth	Islanders
1981-82....	80	39	27	14	316	306	92	Second	Islanders
1982-83....	80	35	35	10	306	287	80	Fourth	Phila.
Totals	3646	1496	1537	613	10977	11226	3605		

* From 1926-27 through 1937-38, listing refers to American Division only; from 1967-68 to 1973-74, listing refers to East Division only; from 1974-75, listing refers to Lester Patrick Division of Clarence Campbell Conference; from 1981-82, listing refers to Lester Patrick Division of Prince of Wales Conference.

WON-AND-LOST RECORD—HOME AND AWAY

Year	Home							Away						
	G	W	L	T	GF	GA	PTS	G	W	L	T	GF	GA	PTS
1926-27	22	13	5	4	46	31	30	22	12	8	2	49	41	26
1927-28	22	10	8	4	47	36	24	22	9	8	5	47	43	23
1928-29	22	12	6	4	32	21	28	22	9	7	6	40	44	24
1929-30	22	11	5	6	79	54	28	22	6	12	4	57	89	16
1930-31	22	10	9	3	58	43	23	22	9	7	6	48	44	24
1931-32	24	13	7	4	66	54	30	24	10	10	4	68	58	24
1932-33	24	12	7	5	64	55	29	24	11	10	3	71	52	25
1933-34	24	11	7	6	58	47	28	24	10	12	2	62	66	22
1934-35	24	11	8	5	69	64	27	24	11	12	1	68	75	23
1935-36	24	11	6	7	49	42	27	24	8	11	5	42	54	23
1936-37	24	9	7	8	55	46	26	24	10	13	1	62	60	21
1937-38	24	15	5	4	79	50	34	24	12	10	2	70	46	26
1938-39	24	13	8	3	70	48	29	24	13	8	3	79	57	29
1939-40	24	17	4	3	82	33	37	24	10	7	7	54	44	27
1940-41	24	13	7	4	85	60	30	24	8	12	4	58	65	20
1941-42	24	15	8	1	97	72	31	24	14	9	1	80	71	29
1942-43	25	7	13	5	83	112	19	25	4	18	3	78	141	11
1943-44	25	4	17	4	78	137	12	25	2	22	1	84	173	5
1944-45	25	7	11	7	77	101	21	25	4	18	3	77	146	11
1945-46	25	8	12	5	72	85	21	25	5	16	4	72	106	14
1946-47	30	11	14	5	106	100	27	30	11	18	1	61	86	23
1947-48	30	11	12	7	90	96	29	30	10	14	6	86	105	26
1948-49	30	13	12	5	77	65	31	30	5	19	6	56	107	16
1949-50	35	19	12	4	89	73	42	35	9	19	7	81	116	25
1950-51	35	14	11	10	98	97	38	35	6	18	11	71	104	23
1951-52	35	16	13	6	112	97	38	35	7	21	7	80	122	21
1952-53	35	11	14	10	89	90	32	35	6	23	6	63	121	18
1953-54	35	18	12	5	95	90	41	35	11	19	5	66	92	27
1954-55	35	10	12	13	86	93	33	35	7	23	5	64	117	19
1955-56	35	20	7	8	122	78	48	35	12	21	2	82	125	26
1956-57	35	15	12	8	103	97	38	35	11	18	6	81	130	28
1957-58	35	14	15	6	92	93	34	35	18	10	7	103	95	43
1958-59	35	14	16	5	108	110	33	35	12	16	7	93	107	31
1959-60	35	10	15	10	103	105	30	35	7	23	5	84	142	19
1960-61	35	15	15	5	102	95	35	35	7	23	5	102	153	19
1961-62	35	16	11	8	105	91	40	35	10	21	4	90	116	24
1962-63	35	12	17	6	107	110	30	35	10	19	6	104	123	26
1963-64	35	14	13	8	97	102	36	35	8	25	2	89	140	18
1964-65	35	8	19	8	94	132	24	35	12	19	4	85	114	28
1965-66	35	12	16	7	95	104	31	35	6	25	4	100	157	16
1966-67	35	18	12	5	100	81	41	35	12	16	7	88	108	31
1967-68	37	22	8	7	118	87	51	37	17	15	5	108	96	39
1968-69	38	27	7	4	131	74	58	38	14	19	5	100	122	33
1969-70	38	22	8	8	125	84	52	38	16	14	8	121	105	40
1970-71	39	30	2	7	150	71	67	39	19	16	4	109	106	42
1971-72	39	26	6	7	173	88	59	39	22	11	6	144	104	50
1972-73	39	26	8	5	162	84	57	39	21	15	3	135	124	45
1973-74	39	26	7	6	166	102	58	39	14	17	8	134	149	36
1974-75	40	21	11	8	174	120	50	40	16	18	6	145	156	38
1975-76	40	16	16	8	134	136	40	40	13	26	1	128	197	27
1976-77	40	17	18	5	139	147	39	40	12	19	9	133	163	33
1977-78	40	18	15	7	157	138	43	40	12	22	6	122	142	30
1978-79	40	19	13	8	161	140	46	40	21	16	3	155	152	45
1979-80	40	22	10	8	168	129	52	40	16	22	2	140	155	34
1980-81	40	17	13	10	166	143	44	40	13	23	4	146	174	30
1981-82	40	19	15	6	162	154	44	40	20	12	8	154	152	48
1982-83	40	24	13	3	186	135	51	40	11	22	7	120	152	29

Totals 1823 865 612 346 5892 5029 2076 1823 631 925 267 5085 6197 1529

RANGER ALL-STARS

NHL ALL-STARS

(First Team)

Bill Cook, right wing	1930-31	Dave Kerr, goal	1939-40
Lester Patrick, coach	1930-31	Bryan Hextall, right wing	1940-41
Bill Cook, right wing	1931-32	Bryan Hextall, right wing	1941-42
Ching Johnson, defense	1931-32	Lynn Patrick, left wing	1941-42
Lester Patrick, coach	1931-32	Frank Boucher, coach	1941-42
Frank Boucher, center	1932-33	Bill Gadsby, defense	1955-56
Bill Cook, right wing	1932-33	Bill Gadsby, defense	1957-58
Ching Johnson, defense	1932-33	Bill Gadsby, defense	1958-59
Lester Patrick, coach	1932-33	Andy Bathgate, right wing	1958-59
Frank Boucher, center	1933-34	Andy Bathgate, right wing	1961-62
Lester Patrick, coach	1933-34	Doug Harvey, defense	1961-62
Frank Boucher, center	1934-35	Ed Giacomin, goal	1966-67
Earl Seibert, defense	1934-35	Harry Howell, defense	1966-67
Lester Patrick, coach	1934-35	Brad Park, defense	1969-70
Lester Patrick, coach	1935-36	Ed Giacomin, goal	1970-71
Cecil Dillon, right wing	1937-38	Brad Park, defense	1971-72
Lester Patrick, coach	1937-38	Rod Gilbert, right wing	1971-72
Bryan Hextall, right wing	1939-40	Brad Park, defense	1973-74

NHL ALL-STARS

(Second Team)

Ching Johnson, defense	1930-31	Chuck Rayner, goal	1949-50
Frank Boucher, center	1930-31	Tony Leswick, left wing	1949-50
Bun Cook, left wing	1930-31	Chuck Rayner, goal	1950-51
Ching Johnson, defense	1933-34	Hy Buller, defense	1951-52
Bill Cook, right wing	1933-34	Danny Lewicki, left wing	1954-55
Cecil Dillon, right wing	1935-36	Bill Gadsby, defense	1956-57
Cecil Dillon, right wing	1936-37	Andy Bathgate, right wing	1957-58
Dave Kerr, goal	1937-38	Camille Henry, left wing	1957-58
Art Coulter, defense	1937-38	Dean Prentice, left wing	1959-60
Art Coulter, defense	1938-39	Andy Bathgate, right wing	1962-63
Neil Colville, center	1938-39	Don Marshall, left wing	1966-67
Art Coulter, defense	1939-40	Ed Giacomin, goal	1967-68
Neil Colville, center	1939-40	Jim Neilson, defense	1967-68
Frank Boucher, coach	1939-40	Rod Gilbert, right wing	1967-68
Ott Heller, defense	1940-41	Ed Giacomin, goal	1968-69
Phil Watson, center	1941-42	Ed Giacomin, goal	1969-70
Bryan Hextall, right wing	1942-43	Brad Park, defense	1970-71
Lynn Patrick, left wing	1942-43	Vic Hadfield, left wing	1971-72
Buddy O'Connor, center	1947-48	Jean Ratelle, center	1971-72
Neil Colville, defense	1947-48	Brad Park, defense	1972-73
Chuck Rayner, goal	1948-49	Steve Vickers, left wing	1974-75

RANGER TROPHY AND AWARD WINNERS

NHL Awards



LADY BYNG TROPHY

Frank Boucher	1927-28
Frank Boucher	1928-29
Frank Boucher	1929-30
Frank Boucher	1930-31
Frank Boucher	1932-33
Frank Boucher	1933-34
Frank Boucher	1934-35
Clint Smith	1938-39
Buddy O'Connor	1947-48
Edgar Laprade	1949-50
Andy Hebenton	1956-57
Camille Henry	1957-58
Jean Ratelle	1971-72



CALDER TROPHY

Kilby MacDonald	1939-40
Grant Warwick	1941-42
Edgar Laprade	1945-46
Pentti Lund	1948-49
Lorne Worsley	1952-53
Camille Henry	1953-54
Steve Vickers	1972-73



NORRIS TROPHY

Doug Harvey	1961-62
Harry Howell	1966-67



VEZINA TROPHY

Dave Kerr	1939-40
Ed Giacomin, Gilles Villemure	1970-71




HART TROPHY

Buddy O'Connor	1947-48
Chuck Rayner	1949-50
Andy Bathgate	1958-59



ROSS TROPHY

Bill Cook	1926-27
Bill Cook	1932-33
Bryan Hextall	1941-42
Andy Bathgate	1961-62



MASTERTON TROPHY

Jean Ratelle	1970-71
Rod Gilbert	1975-76



PATRICK TROPHY

William Jennings	1971
Phil Esposito	1978
Fred Shero	1980

OTHER AWARDS

WEST SIDE ASSN. TROPHY AS RANGERS' MVP

Lynn Patrick	1941-42	Lorne Worsley	1962-63
Lynn Patrick	1942-43	Harry Howell	1963-64
Ott Heller and		Don Marshall	1964-65
Bryan Hextall	1943-44	Bob Nevin	1965-66
Ab DeMarco	1944-45	Ed Giacomin	1966-67
Chuck Rayner	1945-46	Rod Gilbert	1967-68
Chuck Rayner	1946-47	Ed Giacomin	1968-69
Buddy O'Connor	1947-48	Walter Tkaczuk	1969-70
Edgar Laprade and		Ed Giacomin	1970-71
Chuck Rayner	1948-49	Jean Ratelle	1971-72
Edgar Laprade	1949-50	Jean Ratelle	1972-73
Don Raleigh	1950-51	Brad Park	1973-74
Hy Buller	1951-52	Rod Gilbert	1974-75
Paul Ronty	1952-53	Rod Gilbert	1975-76
Wally Hergesheimer	1953-54	Dave Maloney	1976-77
Danny Lewicki	1954-55	Walter Tkaczuk	1977-78
Bill Gadsby	1955-56	Phil Esposito	1978-79
Andy Bathgate	1956-57	Anders Hedberg	1979-80
Andy Bathgate	1957-58	Eddie Johnstone	1980-81
Andy Bathgate	1958-59	Barry Beck and	
Dean Prentice	1959-60	Mike Rogers	1981-82
Lorne Worsley	1960-61	Mark Pavelich	1982-83
Andy Bathgate	1961-62		

**WEST SIDE ASSOCIATION
PLAYERS' PLAYER AWARD**

Andy Heberton	1958-59
Red Sullivan and	
Andy Heberton	1959-60
Andy Heberton	1960-61
Earl Ingarfield	1961-62
Andy Bathgate	1962-63
Camille Henry and	
Phil Goyette	1963-64
Harry Howell	1964-65
Wayne Hillman and	
Don Marshall	1965-66
Harry Howell	1966-67
Jean Ratelle	1967-68
Jean Ratelle	1968-69
Jean Ratelle	1969-70
Jean Ratelle	1970-71
Vic Hadfield	1971-72
Walter Tkaczuk	1972-73
Ted Irvine	1973-74
Jean Ratelle	1974-75
John Davidson	1975-76
John Davidson and	
Phil Esposito	1976-77
John Davidson and	
Ron Greschner	1977-78
Ulf Nilsson	1978-79
Don Maloney	1979-80
Don Maloney	1980-81
Tom Laidlaw and	
Mark Pavelich	1981-82
Tom Laidlaw	1982-83

**RANGER FAN CLUB'S
FRANK BOUCHER TROPHY**

Don Raleigh	1951-52
Wally Hergeshelmer	1952-53
Johnny Bower	1953-54
Edgar Laprade	1954-55
Lorne Worsley	1955-56
Andy Bathgate	1956-57
Andy Bathgate	1957-58
Andy Bathgate	1958-59
Dean Prentice	1959-60
Lorne Worsley	1960-61
Andy Bathgate	1961-62
Lorne Worsley	1962-63
Rod Gilbert	1963-64
Harry Howell	1964-65
Harry Howell	1965-66
Harry Howell	1966-67
Rod Gilbert	1967-68
Ed Giacomin	1968-69
Walter Tkaczuk	1969-70
Dave Balon	1970-71
Jean Ratelle	1971-72
Jean Ratelle	1972-73
Brad Park	1973-74
Rod Gilbert	1974-75
Rod Gilbert	1975-76
Rod Gilbert	1976-77
Pat Hickey	1977-78
Phil Esposito	1978-79
Phil Esposito	1979-80
Eddie Johnstone	1980-81
Nick Fotiu	1981-82
Mark Pavelich	1982-83



Rangers in Hockey Hall of Fame

PLAYERS (24)

Howie Morenz	(April, 1945)	Bill Gadsby	(June, 1970)
Lester Patrick	(April, 1945)	Terry Sawchuk	(August, 1971)
Bill Cook	(August, 1952)	Bernie Geoffrion	(August, 1972)
Frank Boucher	(April, 1958)	Doug Harvey	(August, 1973)
Ching Johnson	(April, 1958)	Chuck Rayner	(August, 1973)
Babe Siebert	(June, 1961)	Art Coulter	(August, 1974)
Earl Seibert	(June, 1963)	Andy Bathgate	(September, 1978)
Doug Bentley	(June, 1964)	Jacques Plante	(September, 1978)
Max Bentley	(August, 1966)	Harry Howell	(September, 1979)
Babe Pratt	(August, 1966)	Lynn Patrick	(September, 1980)
Neil Colville	(September, 1967)	Gump Worsley	(September, 1980)
Bryan Hextall	(June, 1969)	Rod Gilbert	(September, 1982)

BUILDERS (5)

John Reed Kilpatrick	(Sept. 1960)	Jim Hendy	(September, 1968)
Tom Lockhart	(January, 1965)	William M. Jennings	(August, 1975)
		Emile Francis	(September, 1982)

NEW YORK RANGERS REGULAR SEASON RECORDS

TEAM RECORDS

MOST VICTORIES, ONE SEASON:

- 49 1970-71.
Home: 30, 1970-71 (39 games).
Road: 22, 1971-72 (39 games).

FEWEST VICTORIES, ONE SEASON:

- 6 1943-44 (50-game schedule).
Home: 4, 1943-44 (25 games).
Road: 2, 1943-44 (25 games).

FEWEST VICTORIES, ONE SEASON (Minimum 70-game schedule):

- 17 1952-53, 1954-55, 1959-60.
Home: 8, 1964-65 (35 games).
Road: 6, 1950-51, 1952-53, 1965-66 (35 games).

FEWEST LOSSES, ONE SEASON:

- 11 1939-40 (48-game schedule).
Home: 2, 1970-71 (39 games).
Road: 7, 1928-29 (22 games), 1930-31 (22 games), 1939-40 (24 games).

FEWEST LOSSES, ONE SEASON (Minimum 70-game schedule):

- 17 1971-72.
Home: 2, 1970-71 (39 games).
Road: 10, 1957-58 (35 games).

MOST LOSSES, ONE SEASON:

- 42 1975-76 (80-game schedule).
39 1943-44 (50-game schedule).
Home: 17, 1943-44 (25 games).
19, 1964-65 (35 games).
Road: 26, 1975-76 (40 games).

MOST TIES, ONE SEASON:

- 21 1950-51 (70-game schedule).
Home: 13, 1954-55 (35 games).
Road: 11, 1950-51 (35 games).

FEWEST TIES, ONE SEASON:

- 2 1941-42 (48-game schedule).
Home: 1, 1941-42 (24 games).
Road: 1, 1934-35 (24 games); 1936-37 (24 games); 1941-42 (24 games); 1943-44 (25 games); 1946-47 (30 games).

FEWEST TIES, ONE SEASON (Minimum 70-game schedule):

- 8 1972-73 (35 games).
Home: 3, 1982-83 (40 games).
Road: 1, 1975-76 (40 games).

MOST POINTS, ONE SEASON:

- 109 1970-71, 1971-72.
Home: 61, 1970-71 (39 games).
Road: 50, 1971-72 (39 games).

FEWEST POINTS, ONE SEASON:

- 17 1943-44 (50-game schedule).
Home: 12, 1943-44 (25 games).
Road: 5, 1943-44 (25 games).

FEWEST POINTS, ONE SEASON (Minimum 70-game schedule):

- 47 1965-66.
Home: 24, 1964-65 (35 games).
Road: 16, 1965-66 (35 games).

MOST GOALS, ONE SEASON:

319 1974-75.

Home: 186, 1982-83 (40 games).

Road: 155, 1978-79 (40 games).

FEWEST GOALS, ONE SEASON:

72 1928-29 (44-game schedule).

Home: 32, 1928-29 (22 games).

Road: 40, 1928-29 (22 games).

FEWEST GOALS, ONE SEASON (Minimum 70-game schedule):

150 1954-55.

Home: 86, 1954-55 (35 games).

Road: 63, 1952-53 (35 games).

MOST ASSISTS, ONE SEASON:

538 1978-79.

FEWEST ASSISTS, ONE SEASON:

45 1926-27 (44-game schedule).

FEWEST GOALS AGAINST, ONE SEASON:

65 1928-29 (44-game schedule).

Home: 21, 1928-29 (22 games).

Road: 41, 1926-27 (22 games).

FEWEST GOALS AGAINST, ONE SEASON (Minimum 70-game schedule):

177 1970-71.

Home: 71, 1970-71 (39 games).

Road: 91, 1957-58 (35 games).

MOST GOALS AGAINST, ONE SEASON:

333 1975-76 (80-game schedule).

Home: 154, 1981-82 (40 games)

Road: 197, 1975-76 (40 games).

MOST POWER PLAY GOALS, ONE SEASON:

84 1974-75.

MOST SHORTHANDED GOALS, ONE SEASON:

14 1971-72 and 1980-81.

MOST 20-GOAL SCORERS, ONE SEASON:

8 1972-73, 1973-74, 1974-75.

MOST 30-GOAL SCORERS, ONE SEASON:

4 1981-82.

MOST 40-GOAL SCORERS, ONE SEASON:

3 1971-72.

MOST HAT TRICKS, ONE SEASON:

9 1974-75.

MOST SCORING POINTS (Goals and Assists), ONE SEASON:

854 1978-79.

FEWEST SCORING POINTS, ONE SEASON:

140 1926-27 (44-game schedule).

MOST PENALTY MINUTES, ONE SEASON:

1981 1980-81.

FEWEST PENALTY MINUTES, ONE SEASON:

253 1943-44 (50-game schedule).

MOST SHUTOUTS, ONE SEASON:

13 1928-29 (44-game schedule).

Home: 8, 1928-29 (22 games).

Road: 7, 1926-27 (22 games).

MOST TIMES SHUT OUT, ONE SEASON:

10 1928-29 (44-game season).

Home: 5, 1930-31 (22 games); 1938-39 (24 games).

Road: 7, 1952-53 (35 games).

LONGEST WINNING STREAK:

10 1939-40. Began December 19 with 5-2 victory over Montreal. Ended January 14 when defeated by Chicago, 2-1. (Rangers then won next five games for overall record of 15 wins in 16 games.)

10 1972-73. Began January 19 with 6-0 victory over California. Ended February 11 with 2-2 tie against Montreal.

LONGEST HOME WINNING STREAK:

14 1939-40. Began December 19 with 5-2 victory over Montreal. Ended February 29 when defeated by Chicago, 2-1.

LONGEST ROAD WINNING STREAK:

7 1934-35. Began January 12 with a 3-1 victory over Americans. Ended February 16 when defeated by Toronto, 5-1.

7 1978-79. Began October 28 with a 2-1 victory over Montreal. Ended December 2 when defeated by Toronto, 5-2.

LONGEST UNDEFEATED STREAK:

19 1939-40. Won 14 games and tied five. Began November 23 with 1-1 tie against Montreal. Ended January 14 when defeated by Chicago, 2-1. (Rangers then won next five games for overall record of 24 victories or ties in 25 games.)

LONGEST HOME UNDEFEATED STREAK:

26 Won 19 games and tied seven. Began March 29, 1970, with a 4-1 victory over Montreal. Ended Feb. 3, 1971, when defeated by Chicago, 4-2. The streak covered the final two games of the 1969-70 season and the first 24 games of the 1970-71 season.

LONGEST ROAD UNDEFEATED STREAK:

11 1939-40. Won six games and tied five. Began November 5 with 1-1 tie against Detroit. Ended January 14 when defeated by Chicago, 2-1.

MOST CONSECUTIVE TIE GAMES:

4 1929-30. Tied by Chicago, 1-1, on February 27; by Toronto, 3-3, on March 1; by Detroit, 2-2, on March 2; by Chicago, 2-2, on March 4. (All overtime games).

LONGEST LOSING STREAK:

11 1943-44. Began October 30 with 5-2 defeat by Toronto. Ended November 28 with 2-2 tie against Montreal.

LONGEST HOME LOSING STREAK:

7 1976-77. Began October 20 with 4-2 defeat by Los Angeles. Ended November 17 with 3-2 victory over Chicago.

LONGEST ROAD LOSING STREAK:

10 1943-44. Began October 30 with 5-2 defeat by Toronto. Ended December 25 with 5-3 victory over Toronto.

LONGEST WINLESS STREAK, ONE SEASON:

21 1943-44. Lost 17 games and tied four. Began January 23 with 15-0 defeat by Detroit. Continued to end of season.

LONGEST HOME WINLESS STREAK, ONE SEASON:

10 1943-44. Lost seven games and tied three. Began January 30 with 5-3 defeat by Montreal. Continued to end of season.

LONGEST ROAD WINLESS STREAK, ONE SEASON:

16 1952-53. Lost 12 games and tied four. Began October 9 with 5-3 defeat by Detroit. Ended December 25 with 2-1 victory over Boston.

MOST CONSECUTIVE SHUTOUTS:

4 1927-28. Rangers were not scored upon for a total of 297 minutes and 42 seconds. Defeated Pittsburgh, 3-0; Chicago, 1-0; tied Detroit, 0-0 (10 minutes overtime); defeated Toronto, 1-0. Streak started on February 23 and ran until February 28.

MOST CONSECUTIVE TIMES SHUT OUT:

4 1927-28. Rangers failed to score for 341 minutes and 42 seconds. Tied by Ottawa, 0-0 (twice); lost to Chicago, 3-0; Boston, 2-0. Streak ran from February 7 until February 19.

LONGEST NON-SHUTOUT STREAK:

126 Began November 8, 1968, with 3-2 victory over Oakland. Ended March 4, 1970, when defeated by Detroit, 2-0. Including four playoff games during streak, Rangers were not shut out in a total of 130 consecutive games.

MOST GOALS, ONE GAME:

12 Defeated California, 12-1, November 21, 1971, at Madison Square Garden.

MOST GOALS, ONE GAME, RANGERS AND OPPONENTS:

19 Defeated by Boston, 10-9, at Boston, March 4, 1944.

MOST POINTS ONE GAME, RANGERS AND OPPONENTS:

46 Boston Bruins, at Boston, March 4, 1944. Boston won, 10-9. Boston had 15 assists, Rangers 12.

MOST GOALS ALLOWED, ONE GAME:

15 Defeated by Detroit, 15-0, at Detroit, January 23, 1944.

GREATEST WINNING MARGIN:

11 Defeated California, 12-1, November 21, 1971, at Madison Square Garden.

GREATEST LOSING MARGIN:

15 Defeated by Detroit, 15-0, at Detroit, January 23, 1944.

HIGHEST TIE SCORE:

7-7 Tied Minnesota on March 19, 1978 at Minnesota.

7-7 Tied Quebec on March 22, 1981 at Madison Square Garden.

MOST ASSISTS, ONE GAME:

23 November 21, 1971. Defeated California 12-1, at Madison Square Garden.

MOST POINTS, ONE GAME:

35 November 21, 1971. 12 goals and 23 assists.

MOST GOALS, ONE PERIOD:

8 November 21, 1971 (third period).

MOST POINTS, ONE PERIOD:

23 November 21, 1971 (third period). Eight goals and 15 assists.

MOST ASSISTS, ONE PERIOD:

15 November 21, 1971 (third period).

MOST GOALS, ONE PERIOD, RANGERS AND OPPONENTS:

10 March 16, 1939 (third period). Rangers scored seven goals and Americans three, at Madison Square Garden. Rangers won game, 11-5.

MOST SHOTS, ONE GAME:

65 April 5, 1970. Defeated Detroit, 9-5, at Madison Square Garden.

LARGEST HOME ATTENDANCE, ONE SEASON:

700,000 1974-75, 1975-76, 1976-77.

FASTEST TWO GOALS:

5 sec. Pat Hannigan at 2:18 and Andy Bathgate at 2:23 of first period against Detroit at Madison Square Garden, March 5, 1961. Rangers won, 8-3.

5 sec. Doug Sulliman at 7:52 and Eddie Johnstone at 7:57 of first period against Colorado at Madison Square Garden, January 14, 1980. Game ended in a 6-6 tie.

FASTEST THREE GOALS:

28 sec. Doug Sulliman at 7:52, Eddie Johnstone at 7:57 and Warren Miller at 8:20 of first period against Colorado at Madison Square Garden, January 14, 1980. Game ended in a 6-6 tie.

FASTEST FOUR GOALS:

2 min. 10 sec. Don Raleigh at 12:10, Ed Slowinski at 13:01, Wally Hergesheimer at 13:15 and Wally Hergesheimer at 14:20 of third period against Chicago at Madison Square Garden, March 12, 1952. Rangers won, 10-2.

FASTEST FIVE GOALS:

3 min. 46 sec. Grant Warwick at 15:30, Alex Shibicky at 16:43, Alex Shibicky at 17:42, Lynn Patrick at 18:32 and Alan Kuntz at 19:16 of third period against Americans at Madison Square Garden, January 13, 1942. Rangers won, 9-2.

MOST PENALTY MINUTES, ONE GAME, RANGERS AND OPPONENTS:

256 Rangers vs. St. Louis at St. Louis, December 14, 1974.

MOST PENALTY MINUTES, ONE GAME, BY RANGERS:

113 Rangers vs. St. Louis at St. Louis, December 14, 1974.

MOST PENALTY MINUTES, ONE PERIOD, RANGERS AND OPPONENTS:

196 Rangers vs. St. Louis at St. Louis, December 14, 1974 (third period).

MOST PENALTY MINUTES, ONE PERIOD, BY RANGERS:

93 Rangers vs. St. Louis at St. Louis, December 14, 1974 (third period).

PLAYER RECORDS

- MOST GOALS, ONE SEASON:**
50 Vic Hadfield, 1971-72.
- MOST ASSISTS, ONE SEASON:**
65 Mike Rogers, 1981-82.
- MOST POINTS, ONE SEASON:**
109 Jean Ratelle, 1971-72.
- MOST PENALTY MINUTES, ONE SEASON:**
231 Barry Beck, 1980-81.
- MOST GOALS BY A DEFENSEMAN, ONE SEASON:**
25 Brad Park, 1973-74.
- MOST ASSISTS BY A DEFENSEMAN, ONE SEASON:**
57 Brad Park, 1973-74.
- MOST POINTS BY A DEFENSEMAN, ONE SEASON:**
82 Brad Park, 1973-74.
- MOST GOALS BY A CENTER, ONE SEASON:**
46 Jean Ratelle, 1971-72.
- MOST ASSISTS BY A CENTER, ONE SEASON:**
65 Mike Rogers, 1981-82.
- MOST GOALS BY A LEFT WING, ONE SEASON:**
50 Vic Hadfield, 1971-72.
- MOST ASSISTS BY A LEFT WING, ONE SEASON:**
56 Vic Hadfield, 1971-72.
- MOST GOALS BY A RIGHT WING, ONE SEASON:**
43 Rod Gilbert, 1971-72.
- MOST ASSISTS BY A RIGHT WING, ONE SEASON:**
61 Rod Gilbert, 1974-75.
- MOST GOALS BY A ROOKIE, ONE SEASON:**
33 Mark Pavelich, 1981-82.
- MOST GOALS BY A ROOKIE DEFENSEMAN, ONE SEASON:**
18 Reijo Ruotsalainen, 1981-82.
- MOST ASSISTS BY A ROOKIE, ONE SEASON:**
43 Mark Pavelich, 1981-82.
- MOST ASSISTS BY A ROOKIE DEFENSEMAN, ONE SEASON:**
38 Reijo Ruotsalainen, 1981-82.
- MOST POINTS BY A ROOKIE, ONE SEASON:**
76 Mark Pavelich, 1981-82.
- MOST POINTS BY A ROOKIE DEFENSEMAN, ONE SEASON:**
56 Reijo Ruotsalainen, 1981-82.
- MOST POWER PLAY GOALS, ONE SEASON:**
23 Vic Hadfield, 1971-72.
- MOST SHORTHANDED GOALS, ONE SEASON:**
5 Don Maloney, 1980-81.
5 Mike Rogers, 1982-83.
- HIGHEST SHOOTING PERCENTAGE, ONE SEASON:**
29.6 Steve Vickers, 1979-80 (29 goals on 98 shots).
- MOST GAME-WINNING GOALS, ONE SEASON:**
9 Don Maloney, 1980-81.
- MOST POINTS BY A LINE, ONE SEASON*:**
302 Vic Hadfield (97)-Jean Ratelle (109)-Rod Gilbert (96), 1971-72.
- MOST GOALS BY A LINE, ONE SEASON*:**
133 Vic Hadfield (45)-Jean Ratelle (46)-Rod Gilbert (42), 1971-72.
- MOST ASSISTS BY A GOALTENDER, ONE SEASON:**
3 Ed Giacomin, 1971-72.
3 Steve Weeks, 1981-82.
3 Ed Mio, 1982-83.
- MOST GOALS, ONE GAME:**
5 Don Murdoch, October 12, 1976 against Minnesota at Minnesota.
5 Mark Pavelich, February 23, 1983 against Hartford at Madison Square Garden.

***These records computed on basis of having at least two members of line on ice at time of each goal.**

MOST ASSISTS, ONE PERIOD:

- 4 Phil Goyette. First period on October 20, 1963 against Boston at Madison Square Garden.

MOST ASSISTS, ONE GAME:

- 5 Walt Tkaczuk. Feb. 12, 1972 against Pittsburgh at Pittsburgh. Rod Gilbert on March 2, 1975 against Pittsburgh at Madison Square Garden and March 30, 1975 against Kansas City in Madison Square Garden and October 8, 1976 against Colorado in Colorado.

MOST POINTS, ONE GAME:

- 7 Steve Vickers. Three goals and four assists on Feb. 18, 1976 against Washington at Madison Square Garden.

MOST GAMES BY A GOALTENDER, ONE SEASON:

- 70 Johnny Bower, 1953-54.
70 Ed Giacomin, 1968-69 and 1969-70.

MOST SHOTS, ONE GAME:

- 16 Rod Gilbert. Feb. 24, 1968 at Montreal.

MOST SHUTOUTS BY A GOALTENDER, ONE SEASON:

- 13 John Ross Roach, 1928-29.

LONGEST CONSECUTIVE GOAL SCORING STREAK:

- 10 Andy Bathgate. Dec. 15, 1962 to Jan. 5, 1963 (11 goals during streak).

LONGEST CONSECUTIVE POINT SCORING STREAK:

- 16 Mike Rogers. Feb. 14 to Mar. 20, 1982 (10 goals and 18 assists in that streak).

MOST ASSISTS BY A GOALTENDER, ONE GAME:

- 2 Ed Giacomin. March 19, 1972 against Toronto at Madison Square Garden.

FASTEST GOAL AT START OF GAME:

- 9 sec. Ron Duguay, April 6, 1980 at Philadelphia.

FASTEST TWO GOALS:

- 8 sec. Pierre Jarry. Scored at 11:03 and 11:11 of third period against California on November 21, 1971 at Madison Square Garden.

FASTEST THREE GOALS:

- 2 min. 30 sec. Don Maloney scored at 16:41, 18:37 and 19:11 of second period on February 21, 1981 against Washington at Madison Square Garden.

FASTEST THREE ASSISTS:

- 1 min. 21 sec. Don Raleigh at 5:23, 5:43 and 6:46 of first period on November 16, 1947 against Montreal at Madison Square Garden.

MOST CONSECUTIVE HAT TRICKS:

- 2 Steve Vickers scored hat tricks against Los Angeles on November 12, 1972 and against Philadelphia on Nov. 15, 1972.

MOST GOALS, ONE GAME, BY A ROOKIE:

- 5 Don Murdoch, October 12, 1976 against Minnesota at Minnesota.

MOST ASSISTS, ONE GAME, BY A ROOKIE:

- 4 Brad Park, Feb. 2, 1969 against Pittsburgh at Madison Square Garden; Walt Tkaczuk, Feb. 26, 1969 against Chicago at Madison Square Garden; Mark Heaslip, March 12, 1978 against Washington at Madison Square Garden.

MOST POINTS, ONE GAME, BY A ROOKIE:

- 5 Rick Middleton, Nov. 17, 1974 against California at Madison Square Garden and Don Murdoch, October 12, 1976 against Minnesota at Minnesota.

MOST PENALTY MINUTES, ONE GAME:

- 33 Greg Polis, Dec. 14, 1974 against St. Louis at St. Louis. Dave Maloney, February 25, 1976 against California at Madison Square Garden.

CAREER PLAYER RECORDS

MOST GOALS WITH THE RANGERS:

406 Rod Gilbert.

MOST ASSISTS WITH THE RANGERS:

615 Rod Gilbert.

MOST POINTS WITH THE RANGERS:

1,021 Rod Gilbert.

MOST PENALTY MINUTES WITH THE RANGERS:

1147 Harry Howell.

MOST GAMES WITH THE RANGERS:

1160 Harry Howell.

MOST SEASONS WITH THE RANGERS:

17 Harry Howell, 1952-53 - 1968-69.

MOST CONSECUTIVE GAMES WITH THE RANGERS:

560 Andy Hebenton. Including playoff games, Hebenton appeared in 582 consecutive games with the Rangers.

MOST REGULAR SEASON SHUTOUTS BY A GOALTENDER:

49 Ed Giacomin.

MOST 20-GOAL SEASONS WITH THE RANGERS:

11 Rod Gilbert.

MOST 20-ASSIST SEASONS WITH THE RANGERS:

13 Walt Tkaczuk.

MOST 30-POINT SEASONS WITH THE RANGERS:

13 Rod Gilbert.

MOST 30-GOAL SEASONS WITH THE RANGERS:

6 Jean Ratelle.

RANGERS HOTLINE

212/594-9410

NEWS OF THE RANGERS

24 HOURS-A-DAY



ANY TIME, DAY OR NIGHT

SEVEN DAYS-A-WEEK



Player Transactions/Trades/Injuries/Scores

Upcoming Games/Trivia Quiz/Interviews

“All Hockey All The Time”

NEW YORK RANGERS STANLEY CUP PLAYOFF RECORDS TEAM RECORDS

MOST WINS:

11 1978-79 (18 games).

MOST TIES:

2 1934-35 (4 games).

MOST GOALS:

66 1978-79 (18 games).

MOST ASSISTS:

102 1978-79 (18 games).

MOST SCORING POINTS:

168 1978-79 (18 games).

MOST GOALS SCORED, ONE GAME:

10 April 11, 1981. Rangers defeated Los Angeles, 10-3, at Madison Square Garden.

MOST PENALTY MINUTES:

402 1980-81 (14 games).

MOST GOALS AGAINST:

56 1980-81 (14 games).

MOST SHUTOUTS:

4 1936-37 (9 games).

MOST TIMES SHUT OUT:

2 1927-28 (9 games); 1928-29 (6 games); 1930-31 (4 games); 1936-37 (9 games).

MOST GOALS, ONE SERIES:

29 1980-81. Rangers defeated St. Louis, 4 games to 2, in quarter-finals.

MOST GOALS, ONE PERIOD:

6 April 24, 1979 vs. Philadelphia (third period).

MOST GOALS, ONE PERIOD, RANGERS AND OPPONENTS:

9 April 24, 1979 vs. Philadelphia (third period). Rangers scored six goals and Philadelphia three at Philadelphia. Rangers won game, 8-3.

MOST SHOTS ON GOAL, ONE GAME:

48 April 11, 1981 vs. Los Angeles at Madison Square Garden. Rangers won game, 10-3.

MOST PENALTY MINUTES, ONE GAME:

142 April 9, 1981 at Los Angeles. Los Angeles had 125 minutes for a total of 267 minutes.

MOST PENALTIES, ONE GAME:

31 April 9, 1981 at Los Angeles. Los Angeles had 28 penalties for a total of 59 penalties.

MOST PENALTY MINUTES, ONE PERIOD:

125 April 9, 1981 in first period at Los Angeles. Los Angeles had 104 minutes for a total of 229 minutes.

MOST PENALTIES, ONE PERIOD:

24 April 9, 1981 in first period at Los Angeles. Los Angeles had 19 penalties for a total of 43.

MOST PENALTY MINUTES, ONE SERIES:

175 1980-81 vs. Los Angeles (4 games). Los Angeles had 162 penalty minutes for a total of 337 minutes.

MOST PENALTIES, ONE SERIES:

46 1980-81 vs. Los Angeles (4 games). Los Angeles had 45 penalties for a total of 91 penalties.

MOST SHORTHANDED GOALS, ONE GAME:

2 April 1, 1958 at Boston.

2 April 24, 1979 at Philadelphia.

MOST SHORTHANDED GOALS, ONE SERIES:

5 1978-79 vs. Philadelphia.

MOST SHORTHANDED GOALS, ONE YEAR:

6 1978-79. Five vs. Philadelphia and one vs. Montreal.

MOST POWER PLAY GOALS, ONE GAME:

4 April 8, 1982 vs. Philadelphia.

MOST POWER PLAY GOALS, ONE SERIES:

8 1981-82 vs. Philadelphia.

MOST POWER PLAY GOALS, ONE YEAR:

14 1978-79. Three vs. Los Angeles, six vs. Philadelphia, three vs. Islanders and two vs. Montreal.

PLAYER RECORDS

MOST GOALS, ONE GAME:

- 3 Frank Boucher, 1931-32.
- 3 Bryan Hextall, 1939-40.
- 3 Pentti Lund, 1949-50.
- 3 Vic Hadfield, 1970-71.
- 3 Steve Vickers, 1972-73.
- 3 Ron Duguay, 1979-80.

MOST ASSISTS, ONE GAME:

- 6 Mikko Leinonen, April 8, 1982 against Philadelphia.

MOST POINTS, ONE GAME:

- 6 Mikko Leinonen, April 8, 1982 against Philadelphia.

MOST GOALS, ONE YEAR:

- 8 Cecil Dillon, 1932-33.
- 8 Vic Hadfield, 1970-71.
- 8 Phil Esposito, 1978-79.
- 8 Ron Duguay, 1980-81.
- 8 Anders Hedberg, 1980-81.
- 8 Ulf Nilsson, 1980-81.

MOST ASSISTS, ONE YEAR:

- 13 Don Maloney, 1978-79.

MOST POINTS, ONE YEAR:

- 20 Phil Esposito, 1978-79.
- 20 Don Maloney, 1978-79.

MOST PENALTY MINUTES, ONE GAME:

- 39 Ed Hospodar, April 9, 1981 at Los Angeles.

MOST PENALTY MINUTES, ONE YEAR:

- 93 Ed Hospodar, 1980-81.

MOST POINTS BY A ROOKIE, ONE YEAR:

- 20 Don Maloney, 1978-79.

MOST WINS BY A GOALTENDER, ONE YEAR:

- 11 John Davidson, 1978-79.

MOST SHUTOUTS, ONE YEAR:

- 4 Dave Kerr, 1936-37.

MOST POINTS BY A DEFENSEMAN, ONE YEAR:

- 13 Mike McEwen, 1978-79.

- 13 Barry Beck, 1980-81.

FASTEST TWO GOALS:

- 6 sec.—Rod Gilbert at 9:32 and 9:38 of second period against Chicago in Quarter-Finals at Chicago, April 11, 1968.

CAREER PLAYOFF RECORDS

MOST GOALS:

- 34 Rod Gilbert.
- 26 Ron Duguay.
- 24 Steve Vickers.

MOST ASSISTS:

- 33 Rod Gilbert.
- 33 Jean Ratelle.
- 32 Brad Park.
- 32 Walt Tkaczuk.

MOST POINTS:

- 67 Rod Gilbert, 10 playoffs.
- 51 Walt Tkaczuk, 10 playoffs.
- 49 Steve Vickers, 7 playoffs.

MOST POINTS BY A DEFENSEMAN:

- 44 Brad Park, 7 playoffs.
- 30 Barry Beck, 4 playoffs.
- 22 Dale Rolfe, 4 playoffs.

MOST PENALTY MINUTES:

- 159 Ching Johnson.

MOST SHUTOUTS BY A GOALTENDER:

- 7 Dave Kerr.

PARTICIPATED IN THE MOST PLAYOFFS:

- 10 Frank Boucher, Rod Gilbert, Ott Heller, Ching Johnson, Murray Murdoch, Walt Tkaczuk.

NEW YORK RANGERS STANLEY CUP CHAMPIONS

1927-28

Lorne Chabot, Taffy Abel, Leo Bourgault, Ching Johnson, Bill Cook, Bun Cook, Frank Boucher, Billy Boyd, Murray Murdoch, Paul Thompson, Alex Gray, Laurie Scott, Patsy Callaghan, Joe Miller (sub-goaltender), Lester Patrick (sub-goaltender, manager and coach), Harry Westerby (trainer).

1932-33

Ching Johnson, Butch Keeling, Frank Boucher, Art Somers, Babe Siebert, Bun Cook, Andy Aitkenhead, Ott Heller, Oscar Asmundson, Gordon Pettinger, Doug Brennan, Cecil Dillon, Bill Cook, Murray Murdoch, Earl Selbert, Lester Patrick (manager and coach), Harry Westerby (trainer).

1939-40

Dave Kerr, Art Coulter, Ott Heller, Alex Shibicky, Mac Colville, Neil Colville, Phil Watson, Lynn Patrick, Clint Smith, Muzz Patrick, Babe Pratt, Bryan Hextall, Kilby MacDonald, Dutch Hiller, Alf Pike, Lester Patrick (manager), Frank Boucher (coach), Harry Westerby (trainer).

STANLEY CUP WINNING GOALS

BY RANGERS

- | | | |
|------|---|---------------|
| 1928 | Frank Boucher—vs. Montreal Maroons | (at Montreal) |
| 1933 | Bill Cook—vs. Toronto Maple Leafs | (at Toronto) |
| 1940 | Bryan Hextall Sr.—vs. Toronto Maple Leafs | (at Toronto) |

AGAINST RANGERS

- | | | |
|------|------------------------------------|---------------|
| 1929 | Bill Carson—Boston Bruins | (at New York) |
| 1932 | Ace Bailey—Toronto Maple Leafs | (at Toronto) |
| 1937 | Marty Barry—Detroit Red Wings | (at Detroit) |
| 1950 | Pete Babando—Detroit Red Wings | (at Detroit) |
| 1972 | Bobby Orr—Boston Bruins | (at New York) |
| 1979 | Jacques Lemaire—Montreal Canadiens | (at Montreal) |

RANGER PLAYOFF HAT TRICKS

- Frank Boucher, vs. Toronto, April 9, 1932 at Toronto, Finals Game 3, 6-4 Maple Leafs, Opposing Goalie: Lorne Chabot.
- Bryan Hextall, vs. Toronto, April 3, 1940 at New York, Finals Game 2, 6-2 Rangers, Opposing Goalie: Turk Broda.
- Pentti Lund, vs. Montreal, April 2, 1950 at New York, Semi-finals Game 3, 4-1 Rangers, Opposing Goalie: Bill Durnan.
- Vic Hadfield, vs. Chicago, April 22, 1971 at New York, Semi-finals Game 3, 4-1 Rangers, Opposing Goalie: Tony Esposito.
- Steve Vickers, vs. Boston, April 10, 1973 at Boston, Quarter-finals Game 5, 6-3 Rangers, Opposing Goalies: Ross Brooks & Eddie Johnston.
- Ron Duguay, vs. Philadelphia, April 20, 1980 at New York, Quarter-finals Game 4, 4-2 Rangers, Opposing Goalie: Pete Peeters.

RANGER OVERTIME GAMES

DATE	PLACE	OPP.	GAME/ SERIES	FINAL SCORE	GOAL SCORER	TIME	SERIES WINNER
Apr. 7, 1928	Mont.	Maroons	2/F	2-1	Frank Boucher	7:05	Rangers
Mar. 21, 1929	N.Y.	Americans	2/Q	1-0	Butch Keeling	29:50	Rangers
Mar. 26, 1929	Tor.	Maple Leafs	2/S	2-1	Frank Boucher	2:03	Rangers
Mar. 28, 1930	Mont.	Canadiens	1/S	1-2	Gus Rivers	68:52	Canadiens
Mar. 26, 1932	Mont.	Canadiens	2/S	4-3	Bun Cook	59:32	Rangers
Apr. 13, 1933	Tor.	Maple Leafs	4/S	1-0	Bill Cook	7:33	Rangers
Mar. 25, 1937	N.Y.	Maple Leafs	2/Q	2-1	Babe Pratt	13:05	Rangers
Mar. 22, 1938	N.Y.	Americans	1/Q	1-2	Johnny Sorrell	21:25	Americans
Mar. 27, 1938	N.Y.	Americans	3/Q	2-3	Lorne Carr	40:40	Americans
Mar. 21, 1939	N.Y.	Bruins	1/S	1-2	Mel Hill	59:25	Bruins
Mar. 23, 1939	Bost.	Bruins	2/S	2-3	Mel Hill	8:24	Bruins
Mar. 30, 1939	Bost.	Bruins	5/S	2-1	Snuffy Smith	17:19	Bruins
Apr. 2, 1939	Bost.	Bruins	7/S	1-2	Mel Hill	48:00	Bruins
Apr. 2, 1940	N.Y.	Maple Leafs	1/F	2-1	Alf Pike	15:30	Rangers
Apr. 11, 1940	Tor.	Maple Leafs	5/F	2-1	Muzz Patrick	11:43	Rangers
Apr. 13, 1940	Tor.	Maple Leafs	6/F	3-2	Bryan Hextall*	2:07	Rangers
Mar. 20, 1941	Det.	Red Wings	1/Q	1-2	Gus Giesebrecht	12:01	Red Wings
Apr. 4, 1950	Mont.	Canadiens	4/S	2-3	Elmer Lach	15:19	Rangers
Apr. 18, 1950	Det.	Red Wings	4/F	4-3	Don Raleigh	8:34	Red Wings
Apr. 20, 1950	Det.	Red Wings	5/F	2-1	Don Raleigh	1:38	Red Wings
Apr. 23, 1950	Det.	Red Wings	7/F	3-4	Pete Babando*	28:31	Red Wings
Mar. 28, 1957	N.Y.	Canadiens	2/S	4-3	Andy Hebenton	13:38	Canadiens
Apr. 4, 1957	Mont.	Canadiens	5/S	3-4	Maurice Richard	1:11	Canadiens
Mar. 27, 1958	N.Y.	Bruins	2/S	3-4	Jerry Toppazzini	4:46	Bruins
Apr. 5, 1962	Tor.	Maple Leafs	5/S	2-3	Red Kelly	24:23	Maple Leafs
Apr. 13, 1967	N.Y.	Canadiens	4/S	1-2	John Ferguson	6:28	Canadiens
Apr. 15, 1971	Tor.	Maple Leafs	6/Q	2-1	Bob Nevin	9:07	Rangers
Apr. 18, 1971	Chi.	Black Hawks	1/S	2-1	Pete Stemkowski	1:37	Black Hawks
Apr. 27, 1971	Chi.	Black Hawks	5/S	2-3	Bobby Hull	6:35	Black Hawks
Apr. 29, 1971	N.Y.	Black Hawks	6/S	3-2	Pete Stemkowski	41:29	Black Hawks
Apr. 16, 1974	Mont.	Canadiens	5/Q	3-2	Ron Harris	4:07	Canadiens
Apr. 28, 1974	N.Y.	Flyers	4/S	2-1	Rod Gilbert	4:20	Flyers
Apr. 11, 1975	N.Y.	Islanders	3/P	3-4	J.P. Parise	0:11	Islanders
Apr. 13, 1978	N.Y.	Sabres	2/P	4-3	Don Murdoch	1:37	Sabres
Apr. 12, 1979	L.A.	Kings	2/P	2-1	Phil Esposito	6:11	Rangers
Apr. 16, 1979	Phil.	Flyers	1/Q	2-3	Ken Linseman	0:44	Rangers
Apr. 28, 1979	Nass.	Islanders	2/S	3-4	Denis Potvin	8:02	Rangers
May 3, 1979	N.Y.	Islanders	4/S	2-3	Bob Nystrom	3:40	Rangers
May 19, 1979	N.Y.	Canadiens	4/F	3-4	Serge Savard	7:25	Canadiens
Apr. 8, 1980	N.Y.	Flames	1/P	2-1	Steve Vickers	0:33	Rangers
Apr. 18, 1982	N.Y.	Islanders	3/Q	3-4	Bryan Trottier	3:00	Islanders

(P: Preliminaries; Q: Quarter-finals; S: Semi-finals; F: Finals.)

* Goal decided Stanley Cup.

MISCELLANEOUS RANGER PLAYOFF RECORDS

ALL-TIME RECORD IN OVERTIME GAMES:

21 Wins 20 Losses
Home: 8-9
Road: 13-11

LONGEST HOME OVERTIME PLAYED BY RANGERS:

59 min. 25 sec. Mel Hill of the Boston Bruins scored at 19:25 of the third overtime, March 21, 1939. Bruins won, 2-1.

LONGEST ROAD OVERTIME PLAYED BY RANGERS:

68 min. 52 sec. Gus Rivers of the Montreal Canadiens scored at 8:52 of the fourth overtime, March 28, 1930 at Montreal. Canadiens won, 2-1.

SHORTEST HOME OVERTIME PLAYED BY RANGERS:

11 sec.* J. P. Parise of the New York Islanders scored at 0:11 of the first overtime, April 11, 1975. Islanders won, 4-3.

SHORTEST ROAD OVERTIME PLAYED BY RANGERS:

44 sec. Ken Linseman of the Philadelphia Flyers scored at 0:44 of the first overtime, April 16, 1979 at Philadelphia. Flyers won, 3-2.

FASTEST OVERTIME GOAL BY A RANGER:

33 sec. Steve Vickers scored at 0:33 of the first overtime against the Atlanta Flames at Madison Square Garden, April 8, 1980. Rangers won, 2-1.

* League Record

RANGER PLAYOFF SHUTOUTS

Lorne Chabot, vs. Boston Bruins, April 2, 1927 at Boston, Semi-finals Game 1, 0-0.

Lorne Chabot, vs. Pittsburgh Pirates, March 27, 1928 at New York, Quarter-finals Game 1, 4-0.

Joe Miller vs. Montreal Maroons, April 12, 1928 at Montreal, Finals Game 4, 1-0.

John Ross Roach, vs. New York Americans, March 19, 1929 at New York, Quarter-finals Game 1, 0-0.

John Ross Roach, vs. New York Americans, March 21, 1929 at New York, Quarter-finals Game 2, 1-0.

John Ross Roach, vs. Toronto Maple Leafs, March 24, 1929 at New York, Semi-finals Game 1, 1-0.

John Ross Roach, vs. Montreal Maroons, March 26, 1931 at Montreal, Quarter-finals Game 2, 3-0.

John Ross Roach, vs. Montreal Canadiens, March 27, 1932 at New York, Semi-finals Game 3, 1-0.

Andy Aitkenhead, vs. Detroit Red Wings, March 30, 1933 at New York, Semi-finals Game 1, 2-0.

Andy Aitkenhead, vs. Toronto Maple Leafs, April 13, 1933 at Toronto, Finals Game 4, 1-0.

Andy Aitkenhead, vs. Montreal Maroons, March 20, 1934 at Montreal, Quarter-finals Game 1, 0-0.

Dave Kerr, vs. Toronto Maple Leafs, March 23, 1937 at Toronto, Quarter-finals Game 1, 3-0.

Dave Kerr, vs. Montreal Maroons, April 1, 1937 at New York, Semi-finals Game 1, 1-0.

Dave Kerr, vs. Montreal Maroons, April 3, 1937 at Montreal, Semi-finals Game 2, 4-0.

Dave Kerr, vs. Detroit Red Wings, April 11, 1937 at Detroit, Finals Game 3, 1-0.

Dave Kerr, vs. Boston Bruins, March 19, 1940 at New York, Semi-finals Game 1, 4-0.

Dave Kerr, vs. Boston Bruins, March 26, 1940 at New York, Semi-finals Game 4, 1-0.

Dave Kerr, vs. Boston Bruins, March 28, 1940 at Boston, Semi-finals Game 5, 1-0.

Jim Henry, vs. Toronto Maple Leafs, March 24, 1942 at New York, Semi-finals Game 3, 3-0.

Chuck Rayner, vs. Montreal Canadiens, April 6, 1950 at Montreal, Semi-finals Game 6, 3-0.

Eddie Giacomin, vs. Boston Bruins, April 8, 1973 at New York, Quarter-finals Game 4, 4-0.

John Davidson, vs. Philadelphia Flyers, April 22, 1979 at New York, Quarter-finals Game 4, 6-0.

RANGER CUP RECORD

YEAR BY YEAR

Year	Opponent	W	L	T	GF	GA
1926-27	—Boston	0	1	1	1	3
1927-28	—Pittsburgh	1	1	0	6	4
	Boston	1	0	1	5	2
	Maroons	3	2	0	5	6
1928-29	—Americans	1	0	1	1	0
	Toronto	2	0	0	3	1
	Boston	0	2	0	1	4
1929-30	—Ottawa	1	0	1	6	3
	Canadiens	0	2	0	1	4
1930-31	—Maroons	2	0	0	8	1
	Chicago	0	2	0	0	3
1931-32	—Canadiens	3	1	0	13	9
	Toronto	0	3	0	10	18
1932-33	—Canadiens	1	0	1	8	5
	Detroit	2	0	0	6	3
	Toronto	3	1	0	11	5
1933-34	—Maroons	0	1	1	1	2
1934-35	—Canadiens	1	0	1	6	5
	Maroons	0	1	1	4	5
1936-37	—Toronto	2	0	0	5	1
	Maroons	2	0	0	5	0
	Detroit	2	3	0	8	9
1937-38	—Americans	1	2	0	7	8
1938-39	—Boston	3	4	0	12	14
1939-40	—Boston	4	2	0	15	9
	Toronto	4	2	0	14	11
1940-41	—Detroit	1	2	0	6	6
1941-42	—Toronto	2	4	0	12	13
1947-48	—Detroit	2	4	0	12	17
1949-50	—Montreal	4	1	0	15	7
	Detroit	3	4	0	17	22
1955-56	—Montreal	1	4	0	9	24
1956-57	—Montreal	1	4	0	12	22
1957-58	—Boston	2	4	0	16	28
1961-62	—Toronto	2	4	0	15	22
1966-67	—Montreal	0	4	0	8	14
1967-68	—Chicago	2	4	0	12	18
1968-69	—Montreal	0	4	0	7	16
1969-70	—Boston	2	4	0	16	25
1970-71	—Toronto	4	2	0	16	15
	Chicago	3	4	0	14	21
1971-72	—Montreal	4	2	0	19	14
	Chicago	4	0	0	17	9
	Boston	2	4	0	16	18
1972-73	—Boston	4	1	0	22	11
	Chicago	1	4	0	11	15
1973-74	—Montreal	4	2	0	21	17
	Philadelphia	3	4	0	17	22
1974-75	—Islanders	1	2	0	13	10
1977-78	—Buffalo	1	2	0	6	11
1978-79	—Los Angeles	2	0	0	9	2
	Philadelphia	4	1	0	28	8
	Islanders	4	2	0	18	13
	Montreal	1	4	0	11	19
1979-80	—Atlanta	3	1	0	14	8
	Philadelphia	1	4	0	7	14
1980-81	—Los Angeles	3	1	0	23	12
	—St. Louis	4	2	0	29	22
	—Islanders	0	4	0	8	22
1981-82	—Philadelphia	3	1	0	19	15
	—Islanders	2	4	0	20	27
1982-83	—Philadelphia	3	0	0	18	9
	—Islanders	2	4	0	15	28
TOTALS		W	L	T	GF	GA
Preliminary Round		16	7	0	102	67
Quarter Finals		33	34	0	212	215
Semi-Finals		57	69	8	323	355
Finals		18	22	0	73	94
Overall		124	132	8	710	731

ALL-TIME RANGERS ROSTER

(A complete listing of everyone who has played for the New York Rangers from 1926-27 through 1982-83)

- A -

Taffy Abel1926-27—1928-29
 Doug Adam1949-50
 Lloyd Allsby1951-52
 Andy Altkenhead*1932-33—1934-35
 Clint Albright1948-49
 George Allen1938-39
 Mike Allison1980-81—1982-83
 Bill Allum1940-41
 Lorne Anderson*1951-52
 Kent-Erik Andersson1982-83
 Paul Andrea1965-66
 Steve Andrasick1971-72
 Lou Angottl1964-65—1965-66
 Hub Anslow1947-48
 Syl Apps1970-71
 Oscar Asmundson1932-33—1933-34
 Hardy Astrom*1977-78
 Walt Atanas1944-45
 Ron Attwell1967-68
 Oscar Aubuchon1943-44
 Don Awrey1977-78
 Thomas Ayers1935-36

- B -

Pete Babando1952-53
 Mike Backman1981-82—1982-83
 Bill Baker1982-83
 Steve Baker*1979-80—1982-83
 Dave Balon
 1959-60—1962-63; 1968-69—1971-72
 Jeff Bandura1980-81
 Jimmy Bartlett
 1955-56; 1958-59—1959-60
 Cliff Barton1939-40
 Andy Bathgate1952-53—1963-64
 Frank Bathgate1952-53
 Frank Beaton1978-79—1979-80
 Barry Beck1979-80—1982-83
 John Bednarski1974-75—1976-77
 Danny Bellisle1960-61
 Gordie Bell*1955-56
 Harry Bell1946-47
 Joe Bell1942-43; 1946-47
 Lin Bend1942-43
 Curt Bennett1972-73
 Doug Bentley1953-54
 Max Bentley1953-54
 Gordon Berenson1966-67—1967-68
 Bill Beveridge*1942-43
 Nick Beverley1974-75—1976-77
 Bob Blackburn1968-69
 Don Blackburn1969-70—1970-71
 Tim Bothwell1978-79—1981-82
 Dick Bouchard1954-55
 Frank Boucher
 1926-27—1937-38; 1943-44
 Leo Bourgault1926-27—1930-31
 Lionel Bouvrette*1942-43
 Johnny Bower*1953-54—1954-55; 1956-57
 Jack Bownass
 1958-59—1959-60; 1961-62
 William Boyd1926-27—1928-29
 Doug Brennan1931-32—1933-34
 John Brennehan1964-65—1965-66
 Arnie Brown1964-65—1970-71
 Harold Brown1945-46
 Larry Brown1969-70—1970-71
 Stanley Brown1926-27
 Glenn Brydson1935-36
 Bucky Buchanan1948-49
 Hy Buller1951-52—1953-54

Kelly Burnett1952-53
 Gary Burns1980-81—1981-82
 Norman Burns1941-42
 Jerry Butler1972-73—1974-75
 Steve Buzinski*1942-43
 Jerry Byers1977-78

- C -

Larry Cahan
 1956-57—1958-59; 1961-62—1964-65
 Patsy Callighan1927-28
 Angus Cameron1942-43
 Gene Carr1971-72—1973-74
 Lorne Carr1933-34
 Gene Carrigan1930-31
 Bill Carse1938-39
 Gerald Carson1928-29
 Lorne Chabot*1926-27—1927-28
 Bill Chalmers1953-54
 Rick Chartraw1982-83
 Bob Chrystal1953-54—1954-55
 Hank Clesla1957-58—1958-59
 Dan Clark1978-79
 Bruce Cline1956-57
 Bill Collins1975-76
 Mac Colville
 1935-36—1941-42; 1945-46—1946-47
 Nell Colville
 1935-36—1941-42; 1944-45—1948-49
 Les Colwill1958-59
 Jim Conacher1951-52—1952-53
 Charles Conacher, Jr.
 1954-55—1955-56
 Pat Conacher1979-80; 1982-83
 Bert Connolly1934-35—1935-36
 Cam Connor1979-80—1982-83
 Fred "Bun" Cook1926-27—1935-36
 Bill Cook1926-27—1936-37
 Hal Cooper1944-45
 Joe Cooper
 1935-36—1937-38; 1946-47
 Art Coulter1935-36—1941-42
 Danny Cox1933-34
 Dave Creighton1955-56—1957-58
 Brian Cullen1959-60—1960-61
 Ray Cullen1965-66
 Bob Cunningham1960-61—1961-62
 Ian Cushman1959-60

- D -

Hank D'Amore1943-44
 Gordon Davidson1942-43—1943-44
 John Davidson*1975-76—1982-83
 Ken Davies1947-48
 Billy Dea1953-54
 Lucien DeBlols1977-78—1979-80
 Bob DeCourcy*1947-48
 Val Delory1948-49
 Ab DeMarco, Jr.1969-70—1972-73
 Ab DeMarco, Sr.1943-44—1946-47
 Tony Demers1943-44
 Jean Paul Denis1946-47; 1949-50
 Victor Desjardins1931-32
 Tommy Dewar1943-44
 Herb Dickenson1951-52—1952-53
 Bob Dill1943-44—1944-45
 Cecil Dillon1930-31—1938-39
 Wayne Dillon1975-76—1977-78
 Gary Doak1971-72
 Andre Dore1978-79—1982-83
 Jim Dorey1971-72
 Jim Drummond1944-45
 Dave Dryden*1961-62

Dick Duff 1963-64—1964-65
 Marc Dufour 1963-64—1964-65
 Ron Duguay 1977-78—1982-83
 Andre Dupont 1970-71
 Duke Dukowski 1933-34
 Henry Dyck 1943-44

- E -

Frank Eddolls 1947-48—1951-52
 Pat Egan 1949-50—1950-51
 Jack Eggers
 1969-70—1971-72; 1973-74
 Phil Esposito 1975-76—1980-81
 Jack Evans
 1948-49—1951-52; 1953-54—1957-58
 Bill Ezinicki 1954-55

- F -

Trevor Fahey 1964-65
 Bill Fairbairn 1968-69—1976-77
 Dave Farrish 1976-77—1978-79
 Dunc Fisher 1947-48—1950-51
 Sandy Fitzpatrick 1964-65
 Reg Fleming 1965-66—1968-69
 Jerry Foley 1956-57—1957-58
 Val Fonteyne 1963-64—1964-65
 Lou Fontinato 1954-55—1960-61
 Harry "Yip" Foster 1929-30
 Herb Foster 1940-41; 1947-48
 Nick Fotiu
 1976-77—1978-79; 1980-81—1982-83
 Emile Francis* 1948-49—1951-52
 Jimmy Franks* 1942-43
 Archie Fraser 1943-44
 Robbie Ftorek 1981-82—1982-83

- G -

Bill Gadsby 1954-55—1960-61
 Dutch Gainor 1931-32
 Bruce Gamble* 1958-59
 Bert Gardiner* 1935-36; 1938-39
 Cal Gardner 1945-46—1947-48
 Dudley Garrett 1942-43
 Fern Gauthier 1943-44
 Guy Gendron
 1955-56—1957-58; 1961-62
 Bernie Geoffrion 1966-67—1967-68
 Ed Giacomin* 1965-66—1975-76
 Rod Gilbert 1960-61—1977-78
 Jere Gillis 1980-81—1981-82
 Howie Glover 1963-64
 Pete Goegan 1961-62
 Bill Goldsworthy 1976-77—1977-78
 Leroy Goldsworthy 1929-30
 Hank Goudp
 1942-43; 1944-45—1945-46
 Billy Gooden 1942-43—1943-44
 Jack Gordon 1948-49—1950-51
 Benoit Gosselin 1977-78
 Phill Goyette
 1963-64—1968-69; 1971-72
 Gilles Gratton* 1976-77
 Norm Gratton 1971-72
 Alex Gray 1927-28
 Ron Greschner 1974-75—1982-83
 Jocelyn Guevremont 1979-80
 Aldo Guidolin 1952-53—1955-56

- H -

Vic Hadfield 1961-62—1973-74
 Wayne Hall 1960-61
 Allan Hamilton
 1965-66; 1967-68—1969-70
 Ted Hampson 1960-61—1962-63
 Glen Hanlon* 1982-83
 John Hanna 1958-59—1960-61
 Pat Hannigan 1960-61—1961-62
 Ron Harris 1972-73—1975-76
 Ed Harrison 1950-51
 Doug Harvey 1961-62—1963-64

Gordie Haworth 1952-53
 Mark Heaslip 1976-77—1977-78
 Andy Heberton 1955-56—1962-63
 Anders Hedberg 1978-79—1982-83
 Bill Heindl 1972-73
 Ott Heller 1931-32—1945-46
 Camille Henry 1953-54—1954-55;
 1956-57—1964-65; 1967-68

Jim Henry*
 1941-42; 1945-46—1947-48
 Wally Hergesheimer
 1951-52—1955-56; 1958-59

Orville Heximer 1929-30
 Bryan Hextall, Jr. 1962-63
 Bryan Hextall, Sr.
 1936-37—1943-44; 1945-46—1947-48
 Dennis Hextall 1967-68—1968-69
 Bill Hicke 1964-65—1966-67
 Greg Hickey 1977-78
 Pat Hickey
 1975-76—1979-80; 1981-82

Ike Hildebrand 1953-54
 Dutch Hiller
 1937-38; 1940-41; 1943-44
 Wayne Hillman 1964-65—1967-68
 Ken Hodge 1976-77—1977-78
 Jerry Holland 1974-75—1975-76
 Greg Holst 1975-76—1977-78
 Tim Horton 1969-70—1970-71
 Bronco Horvath
 1955-56—1956-57; 1962-63

Ed Hospodar 1979-80—1981-82
 Vic Howe 1950-51; 1953-54—1954-55
 Harry Howell 1952-53—1968-69
 Ron Howell 1954-55—1955-56
 John Hughes 1980-81
 Fred Hunt 1944-45
 Larry Huras 1976-77
 Ron Hutchinson 1960-61

- I -

Earl Ingarfield 1958-59—1966-67
 Ron Ingram 1963-64—1964-65
 Ted Irvine 1969-70—1974-75
 Ivan Irwin 1953-54—1955-56; 1957-58

- J -

Percy Jackson* 1934-35
 Jimmy Jamieson 1943-44
 Doug Jarrett 1975-76—1976-77
 Pierre Jarry 1971-72
 Larry Jeffrey 1967-68—1968-69
 Joe Jerwa 1930-31
 Bob Jones 1968-69
 Don Johns
 1960-61; 1962-63—1964-65

Ching Johnson 1926-27—1936-37
 Jim Johnson 1964-65—1966-67
 Ed Johnstone
 1975-76; 1977-78—1982-83
 Bing Jukes 1947-48; 1949-50
 Bill Juzda
 1940-41—1941-42; 1945-46—1947-48

- K -

Bob Kabel 1959-60—1960-61
 Alex Kaleta 1948-49—1950-51
 Sheldon Kannegiesser
 1972-73—1973-74
 Mike Keating 1977-78
 Butch Keeling 1928-29—1937-38
 Ralph Keller 1962-63
 Bill Kenny 1930-31
 Dave Kerr* 1934-35—1940-41
 Bobby Kirk 1937-38
 Bob Kirkpatrick 1942-43
 Scot Kleinendorst 1982-83
 Julian Klymkiew* 1958-59
 Chris Kontos 1982-83
 Mike Korney 1978-79

Dick Kotanen1948-49; 1950-51
 Chris Kotsopoulos1980-81
 Steve Kraftcheck1951-52—1952-53
 Joe Krol1936-37; 1938-39
 Jim Krullckl1970-71
 Dolph Kukulowicz1952-53—1953-54
 Eddie Kullman
 1947-48—1948-49; 1950-51—1953-54
 Alan Kuntz1941-42; 1945-46
 Orland Kurtenbach
 1960-61; 1966-67—1969-70
 Larry Kwong1947-48
 Bill Kyle1949-50—1950-51
 Gus Kyle1949-50—1950-51

- L -

Michel Labadie1952-53
 Gordon Labossiere 1963-64—1964-65
 Max Labovitch1943-44
 Guy Labrie1944-45
 Tom Laidlaw1980-81—1982-83
 Jean Paul Lamirande
 1946-47—1947-48; 1949-50
 Jack Lancien
 1946-47—1947-48; 1949-50—1950-51
 Myles Lane1928-29
 Al Langlois1961-62—1963-64
 Edgar Laprade1945-46—1954-55
 Claude Larose1979-80; 1981-82
 Norm Larson1946-47
 Phil Latrelle1960-61
 Hal Laycoe1945-46—1946-47
 Al Lebrun1960-61; 1965-66
 Albert Leduc1933-34
 Roger Leger1943-44
 Randy Legge1972-73
 Mikko Leinonen1981-82—1982-83
 Real Lemieux1969-70; 1973-74
 Tony Leswick1945-46—1950-51
 Joe Levandoski1946-47
 Alex Levinsky1934-35
 Danny Lewickl1954-55—1957-58
 Dale Lewis1975-76
 Bill Lochhead1979-80
 Jim Lorentz1971-72
 Odie Lowe1948-49—1949-50
 Don Luce1969-70—1970-71
 Harry Lumley*1943-44
 Pentti Lund1948-49—1950-51

- M -

Kilby MacDonald
 1939-40—1940-41; 1943-44—1944-45
 Parker MacDonald
 1956-57—1957-58; 1959-60
 Hub Macey1941-42—1942-43
 Bruce MacGregor1970-71—1973-74
 Bill MacKenzie1934-35
 Reg Mackey1926-27
 Mickey Mackintosh1952-53
 Bob MacMillan1974-75
 Al MacNeil1966-67
 John Mahaffy1943-44
 Dave Maloney1974-75—1982-83
 Don Maloney1978-79—1982-83
 Felix Mancuso1942-43
 Cesare Maniago*1965-66—1966-67
 Jack Mann1943-44—1944-45
 Ray Manson1948-49
 Henry Maracle1930-31
 Ray Markham1979-80
 Mario Marois1977-78—1980-81
 Gilles Marotte1973-74—1975-76
 Bert Marshall1972-73
 Don Marshall1963-64—1969-70
 Clare Martin1951-52
 Charles Mason1934-35—1935-36
 Jim Mayer1979-80
 Sam McAdam1930-31
 Ken McAuley*1943-44—1944-45

Dunc McCallum1965-66
 Jack McCarthy*1959-60—1960-61
 Dan McCarthy1980-81
 Rob McClanahan1981-82—1982-83
 Bill McCreary1953-54—1954-55
 Bill McDonagh1949-50
 Bob McDonald1943-44
 Bucko McDonald1943-44—1944-45
 John McDonald1943-44
 Mike McDougal1978-79; 1980-81
 Peter McDuffe*1972-73—1973-74
 Mike McEwen1976-77—1979-80
 Sandy McGregor1963-64
 Don McKenney1962-63—1963-64
 John McKenzie1965-66
 Jack McLeod
 1949-50—1952-53; 1954-55

Mike McMahon
 1963-64—1965-66; 1971-72
 George McPhee1982-83
 Dick Meissner1963-64—1964-65
 Nick Mickoski1947-48—1954-55
 Larry Mickey1965-66—1967-68
 Rick Middleton1974-75—1975-76
 Jim Mikol1964-65
 Hib Milks1931-32
 Joe Miller*1927-28
 Warren Miller1979-80
 Ed Mio*1981-82—1982-83
 Bill Moe1944-45—1948-49
 Lloyd Mohns1943-44
 Larry Molyneaux1937-38—1938-39
 Hartland Monahan1974-75
 Howie Morenz1935-36
 Elwin Morris1948-49
 Jim Morrison1960-61
 Mark Morrison1981-82
 Don Murdoch1976-77—1979-80
 Murray Murdoch1926-27—1936-37
 Mike Murphy1972-73—1973-74
 Ron Murphy1952-53—1956-57
 Vic Myles1942-43

- N -

Vaclav Nedomansky1982-83
 Jim Neilson1962-63—1973-74
 Lance Nethery1980-81—1981-82
 Bob Nevin1963-64—1970-71
 Dan Newman1976-77—1977-78
 Graeme Nicolson1982-83
 Ulf Nilsson1978-79—1982-83

- O -

Warren Oatman1928-29
 Buddy O'Connor1947-48—1950-51
 Dan Olesevich*1961-82

- P -

Marcel Paille*1957-58—1962-63; 1964-65
 Aldo Palazzari1943-44
 Brad Park1968-69—1975-76
 Lester Patrick1926-27—1927-28
 Lynn Patrick
 1934-35—1942-43; 1945-46
 Muzz Patrick
 1937-38—1940-41; 1945-46
 Mark Pavelich1981-82—1982-83
 Mel Pearson
 1959-60; 1961-62—1962-63; 1964-65
 Marcel Pelletier*1962-63
 Fern Perreault1947-48; 1949-50
 Frank Peters1930-31
 Garry Peters1965-66
 Gordon Pettinger1932-33
 Alf Pike
 1939-40—1942-43; 1945-46—1946-47
 Bob Plager1964-65—1966-67
 Jacques Plante*1963-64—1964-65
 Pierre Plante1978-79

Bud Poile 1949-50
 Johnny Pollich 1939-40
 Greg Polis 1974-75—1978-79
 Larry Popein 1954-55—1960-61
 Babe Pratt 1935-36—1942-43
 Dean Prentice 1952-53—1962-63
 Noel Price 1959-60—1960-61
 Jean Pusle 1933-34; 1940-41

- Q -

Leo Quenneville 1929-30

- R -

Don Ralegh
 1943-44; 1947-48—1955-56
 Mike Ralph* 1975-76
 Jean Ratelle 1960-61—1975-76
 Chuck Rayner* 1945-46—1952-53
 Mel Read 1946-47
 William Regan 1929-30—1930-31
 Oliver Reinikka 1926-27
 Leo Reise, Jr. 1952-53—1953-54
 Leo Reise, Sr. 1929-30
 Dave Richardson 1963-64—1964-65
 Curt Ridley* 1974-75
 Vic Ripley 1933-34—1934-35
 Alex Ritson 1944-45
 Wayne Rivers 1968-69
 John Ross Roach* 1928-29—1931-32
 Doug Robinson 1964-65—1966-67
 Mike Robitaille 1969-70—1970-71
 Leon Rochefort 1960-61; 1962-63
 Edmond Rodden 1930-31
 Mike Rogers 1981-82—1982-83
 Dale Rolfe 1970-71—1974-75
 Al Rollins* 1959-60
 Len Ronson 1960-61
 Paul Ronty 1951-52—1954-55
 Bobby Rousseau 1971-72—1974-75
 Jim Ross 1951-52—1952-53
 Ronnie Rowe 1947-48
 Reijuo Ruotsalainen 1981-82—1982-83
 Duane Rupp 1962-63
 Church Russell 1945-46—1947-48

- S -

Larry Sacharuk
 1972-73—1973-74; 1975-76—1976-77
 Derek Sanderson 1974-75—1975-76
 Chuck Sands 1943-44
 Glen Sather 1970-71—1973-74
 Terry Sawchuk* 1969-70
 Joe Schaefer* 1959-60—1960-61
 Chuck Scherza 1943-44—1944-45
 Ken Schinkel
 1959-60—1963-64; 1966-67
 Lawrence Scott 1927-28
 Earl Selbert 1931-32—1935-36
 Rod Seiling 1963-64—1974-75
 George Senick 1952-53
 Eddie Shack 1958-59—1960-61
 Joe Shack 1942-43; 1944-45
 Bobby Sheehan 1978-79
 Johnny Shert 1937-38
 Fred Shero 1947-48—1949-50
 Alex Shibicky
 1935-36—1941-42; 1945-46
 Albert "Babe" Siebert
 1932-33—1933-34
 Dave Silk 1979-80—1982-83
 Don Simmons* 1965-66; 1967-68—1968-69
 Reg Snclair 1950-51—1951-52
 Ed Slowinski 1947-48—1952-53
 Clint Smith 1936-37—1942-43
 Dallas Smith 1977-78
 Don Smith 1949-50
 Floyd Smith 1960-61

Stan Smith 1939-40—1940-41
 Doug Soetaert* 1975-76—1980-81
 Art Somers 1931-32—1934-35
 Glen Somnor 1953-54—1954-55
 Irv Spencer 1959-60—1961-62
 Red Staley 1948-49
 Allan Stanley 1948-49—1954-55
 Wally Stanowski 1948-49—1950-51
 Harold Starr 1934-35—1935-36
 Bud Stefanski 1977-78
 Pete Stenkowski 1970-71—1976-77
 Ulf Sterner 1964-65
 Doug Stevenson* 1944-45
 Gaye Stewart 1951-52—1952-53
 Ron Stewart 1967-68—1972-73
 Jack Stoddard 1951-52—1952-53
 Neil Strain 1952-53
 Art Stratton 1959-60
 Art Strobel 1943-44
 Doug Sulliman 1979-80—1980-81
 Red Sullivan 1956-57—1960-61
 Bill Sweeney 1959-60

- T -

Dean Talafous 1978-79—1981-82
 Dave Tataryn 1976-77
 Spence Tatchell 1942-43
 Billy Taylor 1947-48
 G. Bill Taylor 1964-65
 Ralph Taylor 1929-30
 Ted Taylor 1964-65—1965-66
 Wayne Thomas* 1977-78—1980-81
 Paul Thompson 1926-27—1930-31
 Fred Thurier 1944-45
 Walt Tkaczuk 1967-68—1980-81
 Zellio Toppazzini 1950-51—1951-52
 Wes Trainor 1948-49
 Guy Trotter 1968-69
 Rene Trudell 1945-46—1947-48
 Dean Turner 1978-79
 Norm Tustin 1941-42

- V -

Carol Vadnais 1975-76—1981-82
 Sparky Vail 1928-29—1929-30
 John Vanbiesbroock* 1981-82
 Steve Vickers 1972-73—1981-82
 Gilles Villemure* 1963-64;
 1967-68—1968-69; 1970-71—1975-76
 Carl Voss 1932-33

- W -

Frank Waite 1930-31
 Peter Wallin 1980-81—1981-82
 Eddie Wares 1936-37
 Grant Warwick 1941-42—1947-48
 Billy Warwick 1942-43—1943-44
 Phil Watson
 1935-36—1942-43; 1944-45—1947-48
 Steve Weeks* 1980-81—1982-83
 John Webster 1949-50
 Len Wharton 1944-45
 Sherman White 1946-47; 1949-50
 Juha Widing 1969-70
 Tom Williams 1971-72—1973-74
 Bert Wilson 1973-74—1974-75
 Dunc Wilson* 1974-75—1975-76
 Johnny Wilson 1960-61—1961-62
 Hal Winkler* 1926-27
 Bob Wood 1950-51
 Lorne Worsley* 1952-53; 1954-55—1962-63

Bill Wylie 1950-51

- Y -

Tom Younghans 1981-82

- Z -

Joe Zanussi 1974-75

* Goalie



THE NEW YORK RANGERS THE MSG NETWORK AND...



Thank you
PaineWebber



EASTERN
America's favorite way to fly.



MINOLTA
THE BIG A
GO FOR THE ACTION!



mazda



Mobil

BRISTOL-MYERS
PRODUCTS



**MANUFACTURERS
HANOVER TRUST**
Our facts make your money worth more.

"WHAT A TEAM!"

