



# St. Louis Blues

## 2009-2010 Media Guide



  
**WHATEVER  
IT TAKES.**

## How to pay homage to a hat trick.



*Step one:* Wait until a player scores three goals in one game.

*Step two:* Remove hat from head. Grasp brim firmly in throwing hand.



*Step three:* Launch your offering with a flick of the wrist.

## How to make sure you're at the game – because throwing your hat at the TV just isn't the same.



*Step one:* Go to Ticketmaster.com where they've got more ways to get you into the game, including buying and selling seats from season ticket holders and other fans.

*Step two:* Get ready. (Odds of witnessing a hat trick are 1 in 18.)

**ticketmaster**<sup>®</sup>  
More ways in.<sup>™</sup>

Buy or sell Blues tickets at

[stlouisblues.com/TicketExchange](http://stlouisblues.com/TicketExchange)



ticketexchange

Ticketmaster is the official fan resale partner of the NHL.



More publications available at:

[www.retroseasons.com/library/](http://www.retroseasons.com/library/)



**FRONT OFFICE**

St. Louis Blues 2009-10 Schedule..... 2  
 St. Louis Blues / Scottrade Center Staff Directory ..... 3-4  
 SCP Worldwide ..... 5  
 David W. Checketts ..... 6  
 Michael McCarthy ..... 7  
 Kenneth W. Munoz ..... 8  
 Carl Vogel ..... 9  
 Steven Potter ..... 10  
 Dean Howes ..... 11  
 Thomas H. Stillman ..... 12  
 John Davidson ..... 13  
 Peter McLoughlin ..... 14  
 Larry Pleau ..... 15  
 Doug Armstrong ..... 16  
 Al MacInnis, Jarmo Kekalainen ..... 17  
 Kevin McDonald ..... 18  
 Andy Murray ..... 19  
 Rick Wamsley ..... 20  
 Ray Bennett, Brad Shaw ..... 21  
 Nelson Aoyotte, Scott Masters ..... 22  
 Executives ..... 23  
 Blues Staff ..... 24-29  
 Blues Broadcasters ..... 30-34

**THE PLAYERS**

Player Biographies ..... 36-83  
*Peoples National Bank Ad* ..... 85  
 Minor Pro Players ..... 86-99  
 In The System ..... 100-112  
 2009 Draft Selections ..... 113-115  
 St. Louis Blues 2009-10 Roster ..... 116-117  
 How The Blues Were Built ..... 118-119  
 Peoria Rivermen Directory ..... 120  
 Peoria Coaching Staff ..... 121-122  
 Peoria Stats (2008-09) ..... 123  
 Peoria Schedule ..... 124  
 Alaska Aces Directory ..... 125  
 Alaska Aces Stats (2008-09) ..... 126  
 Alaska Schedule ..... 127

**2008-09 RECAP**

NHL Final Standings ..... 130  
 League Leaders ..... 131-132  
 Blues Final Scoring ..... 133  
 Blues Home/Road Scoring ..... 134  
 Team Game-by-Game Results ..... 135-136  
 Blues Results vs. NHL ..... 137  
 Season Highs and Lows ..... 138-139  
 Individual Player Game-by-Game ..... 140-149

**BLUES VS. NHL**

Blues vs. Each NHL Team ..... 152-180

**ALL TIME CAREER RECORDS**

All-Time Results & Scoring By Season ..... 182-222  
 All-Time Year-by-Year Records ..... 223  
 All-Time Home and Road Records ..... 224  
 All-Time Overtime Records vs. NHL & By Season ..... 225  
 All-Time Regular Season Overtime Wins ..... 226  
 All-Time Shootout Records ..... 227  
 All-Time Shootout Results ..... 228

All-Time Special Teams ..... 229  
 All-Time Regular Season Hat-Tricks ..... 230  
 All-Time Regular Season Penalty Shots ..... 231  
 All-Time Regular Season Shutouts ..... 232-234  
 All-Time Shutouts vs. NHL ..... 234  
 All-Time Blues Roster ..... 235-246  
 All-Time Blues Goaltending Roster ..... 247  
 All-Time Offensive Leaders By Season ..... 248-249  
 All-Time Offensive Leaders ..... 250-251  
 All-Time Goaltending Leaders by Category ..... 252  
 All-Time Team Records ..... 253-254  
 All-Time Individual Records ..... 255-256

**BLUES HISTORY**

All-Time Blues Presidents ..... 258  
 All-Time Blues General Managers ..... 258  
 All-Time Blues Coaches ..... 258  
 All-Time Blues Captains ..... 258  
 All-Time Coaching Register ..... 259  
 Results of Coaches First Games ..... 260  
 Blues All-Time Home and Road Openers ..... 260  
 Blues All-Time Coaching Records ..... 260  
 All-Time Blues Honors and Awards ..... 261  
 All-Time All-Star Statistics ..... 262  
 All-Time Blues In the All-Star Games ..... 262  
 All-Time Attendance Records ..... 263  
 Largest and Smallest Crowds ..... 263  
 All-Time Draft Selections ..... 264-265  
 All-Time Numerical Roster ..... 266-267  
 All-Time Transactions ..... 268-284  
 First Time in Blues History ..... 285  
 Last Time in Blues History ..... 286  
 Blues Logo and History ..... 287  
 Scottrade Center ..... 288

**PLAYOFF HISTORY**

2008-2009 Playoff Series Result ..... 290-291  
 All-Time Playoff Series Results ..... 292  
 All-Time Playoff Game-by-Game Results ..... 293-296  
 All-Time Team Playoff Records ..... 297-299  
 All-Time Individual Playoff Records ..... 300-302  
 All-Time Playoff Penalty Shots ..... 303  
 All-Time Playoff Hat-Tricks ..... 303  
 All-Time Playoff Roster ..... 304-310  
 All-Time Playoff Offensive Leaders ..... 311  
 All-Time Playoff Goaltending Roster ..... 312  
 All-Time Playoff Goaltending Leaders ..... 313  
 All-Time Playoff Overtime vs. NHL ..... 314  
 All-Time Playoff Overtime Games ..... 315-316

**MISCELLANEOUS INFORMATION**

NHL Directory ..... 318  
 NHL Officials ..... 319  
 NHL Critical Dates ..... 320  
 Hockey Operations ..... 321-323  
 How to Figure ..... 324-325  
 Medical Glossary ..... 326-331  
 Media Information ..... 332-333  
*Scottrade Ad* ..... IBC  
*Bud Light Ad* ..... BC

**Executive Editor:** Rich Jankowski  
**Statistical Consultant:** Elias Sports Bureau  
**Creative Director/**  
**Layout:** Glen Peterson - Pinnacle Press/  
 Kohler Print Group

**Printed By:** Pinnacle Press of Kohler Print Group  
 (Marie Hill Project Manager)  
**Photography:** Mark Buckner  
**On the Cover:** David Backes, Chris Mason,  
 Andy McDonald

# St. Louis Blues 2009-10 Schedule

## OCTOBER 2009

| SUN | MON | TUE               | WED               | THU               | FRI              | SAT               |
|-----|-----|-------------------|-------------------|-------------------|------------------|-------------------|
|     |     |                   |                   | 1                 | 2<br>DET<br>2:00 | 3<br>DET<br>2:00  |
| 4   | 5   | 6                 | 7                 | 8<br>ATL<br>7:00  | 9                | 10<br>LA<br>7:00  |
| 11  | 12  | 13                | 14                | 15<br>PHX<br>9:00 | 16               | 17<br>ANA<br>9:00 |
| 18  | 19  | 20<br>PIT<br>6:00 | 21                | 22                | 23<br>MIN        | 24<br>DAL<br>7:00 |
| 25  | 26  | 27                | 28<br>CAR<br>6:00 | 29<br>PHX<br>7:00 | 30               | 31<br>FLA<br>7:00 |

## NOVEMBER 2009

| SUN              | MON               | TUE               | WED               | THU               | FRI               | SAT               |
|------------------|-------------------|-------------------|-------------------|-------------------|-------------------|-------------------|
| 1                | 2                 | 3                 | 4                 | 5<br>CGY<br>7:30  | 6                 | 7<br>PHI<br>6:00  |
| 8<br>ATL<br>4:00 | 9                 | 10<br>VAN<br>7:00 | 11                | 12<br>NAS<br>7:00 | 13                | 14<br>SJ<br>7:00  |
| 15               | 16                | 17                | 18                | 19<br>PHX<br>7:00 | 20                | 21<br>NYI<br>7:00 |
| 22               | 23<br>BOS<br>7:00 | 24                | 25<br>DAL<br>7:00 | 26                | 27<br>NAS<br>7:00 | 28<br>DET<br>7:00 |
| 29               | 30<br>CBJ<br>6:00 |                   |                   |                   |                   |                   |

## DECEMBER 2009

| SUN               | MON               | TUE               | WED               | THU               | FRI               | SAT               |
|-------------------|-------------------|-------------------|-------------------|-------------------|-------------------|-------------------|
|                   |                   | 1                 | 2                 | 3<br>SJ<br>9:30   | 4                 | 5<br>LA<br>8:00   |
| 6                 | 7<br>COL<br>7:00  | 8                 | 9<br>DET<br>6:30  | 10                | 11<br>EDM<br>7:00 | 12                |
| 13                | 14                | 15<br>CGY<br>7:00 | 16<br>CHI<br>7:30 | 17                | 18<br>TB<br>7:00  | 19                |
| 20<br>VAN<br>9:00 | 21<br>EDM<br>8:00 | 22                | 23<br>CGY<br>8:30 | 24                | 25                | 26<br>MIN<br>7:00 |
| 27<br>BUF<br>5:00 | 28                | 29<br>NAS<br>7:00 | 30                | 31<br>VAN<br>7:00 |                   |                   |

## JANUARY 2010

| SUN | MON               | TUE               | WED               | THU               | FRI | SAT               |
|-----|-------------------|-------------------|-------------------|-------------------|-----|-------------------|
|     |                   |                   |                   |                   | 1   | 2<br>CHI<br>7:00  |
| 3   | 4                 | 5                 | 6<br>SJ<br>9:30   | 7<br>ANA<br>9:00  | 8   | 9<br>LA<br>9:30   |
| 10  | 11                | 12<br>CBJ<br>7:00 | 13                | 14<br>MIN<br>7:00 | 15  | 16<br>NYR<br>7:00 |
| 17  | 18<br>CBJ<br>6:00 | 19                | 20<br>MON<br>6:30 | 21<br>OTT<br>6:00 | 22  | 23<br>ANA<br>7:00 |
| 24  | 25<br>CGY<br>8:30 | 26                | 27<br>VAN<br>9:00 | 28<br>EDM<br>8:30 | 29  | 30<br>CBJ<br>7:00 |

## FEBRUARY 2010

| SUN           | MON              | TUE              | WED              | THU             | FRI               | SAT               |
|---------------|------------------|------------------|------------------|-----------------|-------------------|-------------------|
|               | 1                | 2                | 3<br>CHI<br>7:30 | 4<br>SJ<br>7:00 | 5                 | 6<br>CHI<br>7:00  |
| 7             | 8<br>COL<br>8:30 | 9<br>DET<br>7:00 | 10               | 11              | 12<br>TOR<br>7:00 | 13<br>WAS<br>7:00 |
| OLYMPIC BREAK |                  |                  |                  |                 |                   |                   |
| OLYMPIC BREAK |                  |                  |                  |                 |                   |                   |
| 28            |                  |                  |                  |                 |                   |                   |

## MARCH 2010

| SUN               | MON | TUE               | WED               | THU               | FRI | SAT               |
|-------------------|-----|-------------------|-------------------|-------------------|-----|-------------------|
|                   | 1   | 2<br>PHX<br>8:00  | 3                 | 4<br>DAL<br>7:30  | 5   | 6<br>COL<br>8:00  |
| 7                 | 8   | 9                 | 10                | 11<br>NYI<br>6:00 | 12  | 13<br>CBJ<br>6:00 |
| 14<br>MIN<br>5:00 | 15  | 16<br>COL<br>7:00 | 17                | 18<br>NYR<br>6:00 | 19  | 20<br>NJ<br>6:00  |
| 21<br>NAS<br>5:00 | 22  | 23                | 24<br>DET<br>6:30 | 25<br>LA<br>7:00  | 26  | 27                |
| 28<br>EDM<br>5:00 | 29  | 30<br>CHI<br>7:00 | 31                |                   |     |                   |

## APRIL 2010

| SUN | MON              | TUE | WED              | THU              | FRI              | SAT               |
|-----|------------------|-----|------------------|------------------|------------------|-------------------|
|     |                  |     |                  | 1<br>NAS<br>7:00 | 2                | 3<br>DAL<br>7:00  |
| 4   | 5<br>CBJ<br>7:00 | 6   | 7<br>CHI<br>7:30 | 8                | 9<br>ANA<br>7:00 | 10<br>NAS<br>7:00 |

**HOME**

**AWAY**



- **FSMIDWEST** All Blues games (except 11/10, 12/15 and 4/5) will be broadcast on FSMidwest unless picked up by national TV.

All starting times Central (Times & TV coverage subject to change)  
+Game played in Stockholm Sweden



# St. Louis Blues / Scottrade Center Staff Directory

## SCP Worldwide

Principal Owner and Chairman/Governor,  
St. Louis Blues/Chairman, SCP Worldwide David W. Checketts  
Vice Chairman/Alternate Governor,  
St. Louis Blues/Partner, SCP Worldwide Michael McCarthy  
Alternate Governor, St. Louis Blues/Partner, SCP Worldwide Kenneth W. Munoz  
Partner, SCP Worldwide Carl Vogel  
Partner, SCP Worldwide Steven Potter  
Partner, SCP Worldwide Dean Howes

## Minority Owner

Tom Stillman

## Executive

President of Hockey Operations/Alternate Governor John Davidson  
CEO of St. Louis Blues Enterprises/Alternate Governor Peter McLoughlin  
Senior Vice President and General Manager Larry Pleau  
Vice President, Player Personnel Doug Armstrong  
Vice President, Hockey Operations Al MacInnis  
Executive Vice President, GM, Scottrade Center Marty Brooks  
Executive Vice President, Chief Marketing Officer David Bullock  
Executive Vice President, Corporate and Sponsorship Sales Mark Toffolo  
Senior Vice President, Sales Todd Lambert  
Senior Vice President, Finance and Administration Phil Siddle  
Senior Vice President, Business Development Eric Stisser  
Senior Vice President, Marketing Karrie Yager  
Vice President, Public Relations Mike Caruso  
Vice President, Suite Sales Chris Diiorio  
Vice President, General Manager/Radio Sales Jim Goessling  
Vice President, Corporate and Sponsorship Sales Bryan Lucas  
Vice President, Entertainment and Event Marketing Mark Tamar  
Executive Assistant to the President and GM,  
St. Louis Blues Donna Lembke  
Executive Assistant to the CEO,  
St. Louis Blues Enterprises Amber Daniels

## Hockey Operations

Assistant General Manager/Director, Amateur Scouting Jarmo Kekalainen  
Assistant General Manager/Director, Professional Scouting and Peoria General Manager Kevin McDonald  
Head Coach Andy Murray  
Assistant Coach/Goaltending Coach Rick Wamsley  
Assistant Coach Ray Bennett  
Assistant Coach Brad Shaw  
Strength and Conditioning Coach Nelson Aytte  
Video Coach Scott Masters  
Director, Media Relations Rich Jankowski

## Scouting

Professional Scout Rob DiMaio  
Professional Scout Tony Feltrin  
Professional Scout Jan Vopat  
Part-Time Professional Scout Wayne Munday  
Amateur Scout Mike Antonovich  
Amateur Scout Bill Armstrong  
Amateur Scout Dan Ginnell  
Amateur Scout Ville Siren  
Part-Time Amateur Scout Thomas Carlsson  
Part-Time Amateur Scout Marshall Davidson  
Part-Time Amateur Scout Vladimir Havluj, Jr.  
Part-Time Amateur Scout Basil McRae  
Part-Time Amateur Scout Rick Meagher  
Part-Time Amateur Scout J Niemiec  
Part-Time Amateur Scout Michel Picard  
Part-Time Amateur Scout Georgi Zhuravlev

## Training

Athletic Trainer Ray Barile  
Assistant Athletic Trainer Mike Hannagan  
Equipment Manager Bert Godin  
Assistant Equipment Manager Joel Farnsworth  
Equipment Assistant Ray Halle  
Massage Therapist Jeff Wright  
Strength and Conditioning Assistant Jon Benne

## Medical

Orthopedic Surgeon Dr. Jerome Gilden  
Orthopedic Surgeon Dr. Matt Matava  
Orthopedic Surgeon Dr. Rick Wright  
Internist Dr. Aaron Birenbaum  
Internist Dr. William Birenbaum  
Neurosurgeon Dr. Ralph Dacey  
General Surgery Dr. Michael Brunt  
Plastic Surgery Dr. Tom Francel  
Dentist Dr. Glenn Edwards  
Ophthalmologist Dr. Rex Gormley  
Oral Surgeon Dr. Ken Kram

## Peoria Rivermen

Head Coach David Payne  
Assistant Coach Drake Berehowsky  
Goaltending Consultant Ed Belfour  
Head Athletic Trainer Chris Palmer  
Equipment Manager Steve Castalietti  
Consultant Bruce Sauris

## Broadcasting

Executive Director, Broadcasting and Blues Alumni Bruce Affleck  
Radio Station KMOX, 1120 AM  
Radio Play-by-Play Chris Kerber  
Radio Color Analyst/Community Relations Kelly Chase  
Community Relations and KMOX Radio Bob Plager  
Television Station FS Midwest  
Television Play-by-Play John Kelly  
Television Color Analysts Darren Pang, Bernie Federko

## Marketing

Senior Director, Advertising/Promotions Lisa Kampeter  
Senior Director, Digital Media Beth Schwartz  
Director, Event Presentation Chris Frome  
Director, Community Relations/14 Fund Renah Jones  
Manager, Event Marketing Lamont Buford  
Manager, Website Chris Pinkert  
Site and Graphic Developer Brenda Wilbur  
Mascot Coordinator Spencer Agee-Sage  
Coordinator, Community Relations Randy Girsch  
Team Photographer Mark Buckner

## Event Operations

Public Address Announcer Tom Calhoun  
Organist Jeremy Boyer  
Music Coordinator Carl Middleman  
Video Director Charles Good  
Video Producer Peter Saguto

## Sponsorship

Director, Sponsorship Sales Deni Allen  
Corporate Sales Executive Matt Poling  
Director, Corporate Sponsorship Services Julie Drochelmann  
Coordinator, Sponsorship Services Jackie Miller  
Assistant, Corporate Sales Marlena Huenefeld  
Marketing/Sponsorship Assistant Donna Ferguson



**Ticket Sales**

Director, Client Services  
 Manager, Ticket Sales  
 Manager, Suite Sales  
 Premium Sales Executive  
 Premium Sales Executive  
 Premium Sales Executive  
 Premium Sales Executive  
 Premium Sales Executive  
 Premium Sales Executive  
 Premium Sales Executive  
 Premium Sales Executive  
 Premium Sales Executive  
 Database Manager  
 Suite and Premium Services Representative  
 Account Executive  
 Account Executive  
 Account Executive  
 Account Executive  
 Account Executive  
 Account Executive  
 Account Executive  
 Account Executive  
 Inside Sales Representative

Abby Jones  
 Yancy Jones  
 Nick Wierciak  
 Matt Berry  
 Jered Kozinn  
 Rob Mansis  
 Alvin Newsome IV  
 Jason Penning  
 Mark Pettis  
 Jason Sluyter  
 Melissa Weissman  
 Matt Brown  
 Paula Munder  
 Jessica Bright  
 Brad Ellis  
 Dan Kramer  
 Kyle Lewis  
 Debbie O'Neil  
 Angelo Picucci  
 Matt Stucky  
 Tim Worth  
 John Ampleman

**Group Ticket Sales**

Senior Director, Group Sales  
 Manager, Group Sales  
 Group Sales Executive  
 Group Sales Executive  
 Group Sales Executive  
 Group and Client Sales Coordinator

Jennifer Nevins  
 Kari Takmajian  
 Lauren Castle  
 Jen Lohrman  
 Matt Olinik  
 Dana Heinzmann

**Finance**

Finance Controller  
 Manager, Accounting  
 Manager, Accounting  
 Manager, Accounting  
 Manager, Payroll  
 Manager, Payroll  
 Staff Accountant  
 Manager, IT  
 Accountant  
 Accountant

Keith Hegger  
 Craig Bryant  
 Kristal Edwards  
 Kristy Horner  
 Pam Di Rie  
 Crystal Strasburg  
 Matt Portell  
 Tony Kostansek  
 Deann Cromer  
 Mindy Wallace

**Retail**

Director, Retail  
 Manager, Retail  
 Store Manager  
 Assistant Store Manager

George Pavlik  
 Barry Smith  
 Kelly Cheatham  
 Matt Tierney

**SCOTTRADE CENTER**

Director, Marketing/Communications, Scottrade Center  
 Coordinator, Contract and Event Booking, Scottrade Center

Megan Little  
 Cheri Kraenzle

**HUMAN RESOURCES**

Director, Human Resources  
 Assistant, Human Resources  
 Receptionist  
 Receptionist

Val Brinker  
 Heather Whitten  
 Marian Dale  
 Ernestine Ollie

**BUILDING OPERATIONS**

Director, Event Operations  
 Director, Facility Operations  
 Manager, Building Operations  
 Manager, Building Operations  
 Chief Electrician  
 Electrician  
 Electrician  
 Electrician  
 Electrician  
 Electrician  
 Electrician  
 Electrician  
 Lead Maintenance  
 Maintenance  
 Maintenance  
 Maintenance  
 Maintenance  
 Maintenance  
 Maintenance  
 Maintenance  
 Maintenance  
 Maintenance  
 Maintenance

Don Newman  
 David Sherill  
 Dave Iacono  
 Joe Maier  
 Rick Pipkins  
 Tim Barts  
 Mose Boyer  
 Erik Floyd  
 Jeff Heuermann  
 Robert Needham  
 Glenn Schafer  
 Reza Torgoley  
 Rick Lacey  
 David Grimes  
 Jerome Jacobs  
 Timothy Kelsheimer  
 David Lewis  
 Michael Mitchell  
 Willie Sales  
 James Schmukey  
 Scott Schram  
 Jeff Smith  
 Danny Williams

**GUEST SERVICES**

Senior Director, Guest Services and Security  
 Assistant Director, Guest Services  
 Manager, Guest Services  
 Coordinator, Guest Services  
 Coordinator, Premium Services  
 Building Security Officer  
 Building Security Officer  
 Building Security Officer  
 Building Security Officer  
 Building Security Officer  
 Building Security Officer  
 Building Security Officer  
 Building Security Officer  
 Building Security Officer  
 Building Security Officer  
 Building Security Officer  
 Building Security Officer

Jason Duffy  
 Jessica Reid-Bateman  
 Robert Schnettler  
 Tiffany Morris  
 Allison Click  
 David Arledge  
 Frank Brown  
 William Burch  
 Robert Daugherty  
 Anthony First  
 Terry Hamann  
 Gene Hunziker  
 Kraig Kowalski  
 Shane Kinzel  
 Todd Matzker  
 James Minogue

**BOX OFFICE**

Senior Director, Ticket Operations  
 Manager, Ticket Operations  
 Manager, Ticket Operations  
 Assistant Manager, Ticket Operations  
 Ticket Sales  
 Ticket Sales  
 Ticket Sales  
 Ticket Sales  
 Ticket Sales  
 Ticket Sales  
 Ticket Sales  
 Ticket Sales  
 Ticket Sales  
 Ticket Sales

Rob Fasoldt  
 Kerry Emerson  
 Eric Fronczek  
 Greg Rapini  
 Juanita Hall  
 Donna Hahn  
 Jeff Jovanovic  
 Justin Malmberg  
 Todd Morris  
 Debbie Nyberg  
 Peggy O'Connor  
 Dominique Robertson



Based in New York City, SCP Worldwide is a growing sports, entertainment and media enterprise operated by some of the industry's most successful executives. The firm is built on a model of selecting undervalued franchises, venues and real estate opportunities and building them into robust business ventures. SCP Worldwide owns a diverse array of properties that include the National Hockey League's St. Louis Blues, Scottrade Center, the famed Kiel Opera House in St. Louis as well as the Blues' AHL affiliate Peoria Rivermen. The company also owns and operates Major League Soccer's Real Salt Lake and its home - Rio Tinto Stadium - a multi-purpose, open-air facility in Sandy, Utah as well as KALL700 Sports Radio in Salt Lake City.

Additionally, the company holds a significant interest in Running Subway, the New York-based live entertainment company which recently opened the Discovery Times Square Exposition space and manages the Rock and Roll Hall of Fame Annex in Soho, NY. SCP also owns the much heralded Tupelo-Honey Productions, a multi-disciplined, full-service television and broadband production company. SCP also maintains a relationship with world-renowned soccer franchise, Real Madrid, the 30-time La Liga champion. Further expanding their reach within the soccer community, SCP also owns the media rights to the South American World Cup Qualifiers, a competition that is one of the pre-cursors to the 2010 World Cup. Additionally, they own an interest in fantasy sports website [www.rotogog.com](http://www.rotogog.com).

SCP Worldwide ([www.scpworldwide.net](http://www.scpworldwide.net)) consists of proven sports, media, entertainment and finance executives including David W. Checketts, its chairman and founding member and his partners, Michael McCarthy, Kenneth Munoz, Steve Potter, Dean Howes and Carl Vogel.





## David W. Checketts

### Principal Owner and Chairman, St. Louis Blues Chairman, SCP Worldwide

---

David W. Checketts founded SCP Worldwide (SCP) in September 2001. One of the most heralded sports, media and entertainment executives he currently serves as Chairman of this fast growing company.

Under his direction and leadership, SCP has acquired an impressive stable of assets. In June 2006 the company acquired the St. Louis Blues of the National Hockey League, Scottrade Center and Kiel Opera House as well as purchasing the Blues' AHL affiliate Peoria Rivermen in July 2008. In 2004, SCP acquired the twelfth Major League Soccer (MLS) franchise launching Real Salt Lake and in October of 2008 opened, to critical acclaim, Rio Tinto Stadium – a 20,000 seat multi-purpose open air facility in Sandy, Utah. SCP owns Salt Lake City sports-talk radio station KALL700 Sports, has a controlling interest in Running Subway, an entertainment production company, and owns Tupelo-Honey a heralded media production company.

The 53-year-old Mr. Checketts created his sports media company after a successful ten-year career at Madison Square Garden (MSG). As President and Chief Executive Officer for seven years, Mr. Checketts oversaw all operations of one of the most powerful sports and entertainment companies globally, including the "World's Most Famous Arena" and its three sports franchises, the New York Knickerbockers of the NBA, the New York Rangers of the NHL, and the New York Liberty of the WNBA – along with the award winning MSG Network and FOX Sports Network. In 1997, while at his post, Mr. Checketts took on the ambitious acquisition and comprehensive restoration of New York's historic Radio City Music Hall. Although MSG, under his leadership, was awarded with many accomplishments such as being named Arena of the Year for six straight years, the achievement he takes most pride in is the establishment of the MSG "Cheering for Children" foundation which created after school programs for thousands of New York City school children.

Mr. Checketts began his career at Madison Square Garden as President of the New York Knicks in March 1991. In the four seasons he served as President, the team finished twice in first place, made it to the Eastern Conference Finals twice and captured the Eastern Conference Champion Title in 1994. During this time, the team set records in attendance, ratings and revenues including setting the all-time sellout streak of 460 games at The Garden. Forbes named the Knicks the most valuable franchise in the NBA.

In his role as Governor of the Knicks (NBA), Rangers (NHL) and Liberty (WNBA), Mr. Checketts was instrumental in all three leagues development and mission. For the NBA, he was part of both the Planning Committee and the Labor Relations Committee which including being a lead negotiator in the Collective Bargaining Agreement (CBA) in 1999. For the WNBA, he was one of the founding partners and served on the League's Operating Committee.

Prior to joining the Knicks, Mr. Checketts spent one year as General Manager of NBA International, working with NBA Commissioner David Stern on building a presence for the league in broadcasting and licensing around the world.

In 1983, Mr. Checketts was named President and General Manager of the Utah Jazz. At 28 years old, he became the youngest chief executive in the history of the NBA. During his six year tenure, the team captured two Midwest Division titles and enjoyed a multi-million dollar economic turnaround.

Mr. Checketts did his undergraduate studies at the University of Utah and earned his MBA from Brigham Young University (BYU) in 1981, where he graduated with top honors. Upon completion of his studies, he joined the Boston based consulting firm, Bain & Company.

Mr. Checketts serves on the Board of Directors of JetBlue Airways, International Management Group (IMG) and Republic Mortgage. He plays an active role with each company, serving as the Chairman, Compensation Committee for JetBlue.

He resides in Connecticut with his wife Deb. They have six children and four grandchildren.



## **Michael McCarthy** **Vice Chairman/Alternate Governor, St. Louis Blues** **Partner, SCP Worldwide**

---

Mike McCarthy, who joined SCP Worldwide (SCP) in July 2005 as partner, serves as the Vice-Chairman and Alternate Governor of the St. Louis Blues, where he oversees day-to-day operations for the National Hockey League franchise and Scottrade Center. Additionally, Mr. McCarthy played an instrumental role in SCP Worldwide's purchase of the Peoria Rivermen and is the Chairman of SCP's highly acclaimed sports, entertainment and media production company, Tupelo Honey Productions.

Prior to joining SCP Worldwide, Mr. McCarthy most recently served as President of Madison Square Garden Networks Group, a position he held during his 23-year career with the organization. During his tenure, Mr. McCarthy oversaw the sports and news production and programming that

led to an extraordinary 75 Emmy Awards and 250 Emmy Award Nominations.

In addition to the many Emmy Awards, Mr. McCarthy's creativity and programming prowess were recognized as he and his staff garnered many other accolades throughout the industry, including the national Cable ACE Award, International Festival Award, two-time Pro Max Marketing Awards, Bandies Award and The Mark Award.

Mr. McCarthy started at Madison Square Garden Networks as an intern in college, and worked his way upward as a Production Assistant, Producer, Senior Producer, Executive Producer to the Vice President of Programming and Production, where he was able to shape MSG Network into the premier sports regional network in the country. He steadily moved up to Senior Vice President of Programming and Production and was given the responsibility of overseeing Fox Sports New York, where he transformed the regional network into another award-winning regional sports leader.

Mr. McCarthy became Executive Vice President, and later President, where he served on the Madison Square Garden Executive Board. He also served on the CTANY Board. One of Mr. McCarthy's legacies at MSG Networks was as an active member of the Cheering for Children Board, where he was very instrumental in the charity that aided after-school programs for children in the metropolitan New York area.


As the leader of Madison Square Garden Networks Group, Mr. McCarthy had the responsibility of overseeing the entire operation of MSG Network, Fox Sports Net New York, MSG Radio, MSG ITV and MSGNetwork.com. He managed budgets of \$386 million in revenue and \$235 million in expenses, while overseeing over 200 staff and another 300 freelance employees.

Mr. McCarthy was responsible for the day-to-day operations of Production, Programming, Ad Sales, Marketing, New Media, Technical Operations and Public Relations. He oversaw and directly negotiated talent contracts, along with IBEW, IATSE, DGA and AFTRA union contracts.

Besides being recognized for excellence in sports production, Mr. McCarthy was also an innovative leader of the most technically advanced regional networks, including the introduction of High Definition Television (HDTV) in 1998 when his network aired the first regularly scheduled sports events covered in HD.

Mr. McCarthy also managed and created highly popular, Emmy award winning New Media initiatives of sports content for the Cablevision digital set top box (DSTB).

Mr. McCarthy resides in Fairfield, Connecticut with his wife Allison and their two children, Jeremy and Maggie.



**Kenneth Munoz**  
**Alternate Governor, St. Louis Blues**  
**Partner, SCP Worldwide**

---

Kenneth Munoz joined SCP Worldwide, as a partner, effective July 15, 2005. Since SCP's start-up in 2002, Mr. Munoz has acted as its counsel, negotiating and concluding a number of acquisitions and related sports, media and entertainment transactions that helped create the company SCP is today. Mr. Munoz was the critical player for SCP in its acquisition of the St. Louis Blues in 2006, as well as the complicated equity/debt structure utilized to complete this transaction. He is a co-investor with SCP in Running Subway, LLC, and serves as its Chairman.

Mr. Munoz most recently served as senior counsel in the New York office of the law firm of Sidley Austin Brown & Wood from 2002 to 2005. His practice focused on general corporate matters in the

industries of sports, media and entertainment. His client base included arena owners, sports team entrepreneurs and major sports leagues. Mr. Munoz represented team owners in each of the National Basketball Association and the National Hockey League.

He also represented major arenas in the two largest U.S. markets, the Forum in Los Angeles, and Madison Square Garden in New York, in respect of numerous transactional matters – ranging from capital structuring transactions, to concessions/arena manager agreements to sponsorship partner agreements to general corporate advice.

Before joining Sidley in May 2002, Mr. Munoz was Executive Vice President, Business Affairs and General Counsel for Madison Square Garden, L.P. for sixteen years. In this position, Mr. Munoz supervised a department of eight attorneys responsible for all relevant legal and business affairs matters facing MSG including entertainment and television business negotiations, player contracts, labor relations and litigation. He was also in charge of all new business development activities for MSG, including mergers and acquisitions. Prior to being named General Counsel in 1986, Mr. Munoz held several legal and business affairs positions with the company.

During Mr. Munoz's twenty four year career at MSG, Mr. Munoz helped put together many of the brand-building transactions and corporate moves that created the \$1 billion company it is today, including the company's 1997 acquisition of Radio City Productions. In 1988, Mr. Munoz led negotiations that resulted in MSG's unprecedented contract to telecast New York Yankees games through 2000, a deal valued at the time at more than \$500 million. In more recent years, he helped establish the New York Liberty, the company's WNBA team and expanded MSG entertainment programming businesses. His appointment to the National Hockey League Board of Governors on behalf of the Blues was preceded by 16 years of the same service on the Boards of the NHL and the NBA during his MSG tenure. He also serves as a Governor on behalf of SCP's Major League Soccer franchise, Real Salt Lake and is also a member of the League's Labor Relations committee.

Prior to his in-house positions at MSG, Mr. Munoz was an associate in the New York offices of the law firm, Fulbright and Jaworski.

Mr. Munoz graduated from New York University School of Law (J.D., 1975) and obtained his B.A. from the State University of New York – New Paltz in 1972. He is a member of the New York State Bar Association and its Entertainment, Arts and Sports Law Section, and is active in alumni affairs of NYU Law School, participating in its annual Speaker's Roundtable. Mr. Munoz resides in Douglas Manor, New York with his wife, Maryann. They have three children and one grandchild.



**Carl Vogel**  
Partner, SCP Worldwide

---

Carl Vogel, one of the most experienced executives in the media and telecom business with over 25 years of increasing responsibility across the cable television, satellite, telecom and content sectors, joined SCP Worldwide as Partner in May, 2009. Mr. Vogel's experience ranges from structuring complex financial transactions, mergers and acquisitions, attracting necessary investment capital in both public and private markets to content creation, program network negotiations and cable and satellite network operations. Mr. Vogel has close personal relationships with the top leaders in the media and telecom sectors in North America and has a long track record of success. Mr. Vogel, who will be based out of Denver, Colorado, has a reputation for integrity, candor and independence

with the investment community and is well known and respected on Wall Street and Capitol Hill.

Mr. Vogel is currently a member of the Board of Directors of Dish Network Corporation (DISH; NASDAQ) and an advisor to its Chairman, Chief Executive Officer and Founder. Dish Network is a leader in the multi-channel video business serving in excess of 13 million customers throughout the United States.

While serving as Vice Chairman of Dish Network and EchoStar Communications Corporation (from June 2005 to March 2009), Mr. Vogel was responsible for all strategic matters, investments, media and advertising sales, corporate development, treasury, programming negotiation and affiliations as well as being a member of the respective company's executive committees. Mr. Vogel also held the title of President from February 2006 to February 2008.

Additionally, as part of his first turn with EchoStar Communications (March 1994 – March 1997), Mr. Vogel helped to found Dish Network, which was created in 1994 to develop EchoStar's direct broadcast satellite business.

Mr. Vogel also represented the company's interests in various strategic investments as a member of the board of directors of College Sports Television, Oxygen Media, G4, SiTV and The Tennis Channel.

Prior to returning to EchoStar, Mr. Vogel served as President, Chief Executive Officer and Director of Charter Communications (CHTR; NASDAQ) from October, 2001 until January 2005 where he helped refinance over \$12 billion in debt securities, reorganized operations for greater efficiency, introduced Voice over Internet Protocol services and high definition television and was named 2004 CEO of the Year by CableFax Magazine.

Mr. Vogel has also held significant positions at Liberty Media Corporation and Shaw Communications.

Mr. Vogel graduated from St. Norbert College in DePere, Wisconsin with a Bachelor of Science degree with an emphasis in finance and accounting. Mr. Vogel was recognized as the Distinguished Alumni in Business in July 2002. Mr. Vogel played baseball for St. Norbert College from 1975 to 1979 earning all conference honors from the Wisconsin Independent Conference of Athletics (WICA) in 1977 and 1978. Mr. Vogel and his wife Carol live in Cherry Hills Village, Colorado and are the proud parents of five wonderful children ranging in age from 25 to 18.



## Steven Potter

### Partner, SCP Worldwide

---

Steven Potter joined SCP Worldwide, as a partner, in February, 2008. Mr. Potter is responsible for the identification and deployment of existing and new capital while overseeing all relationships with SCP's equity and debt partners. Additionally, Mr. Potter oversees the day-to-day operations of Real Salt Lake, the company's Major League Soccer franchise.

Mr. Potter joins SCP after a very successful career as a senior investment banker with experience in executing over 30 mergers and acquisitions and over \$30 billion in debt and equity financings for both private and public companies. In addition, Mr. Potter advised some of the largest consumer and

industrial companies in executing corporate restructurings, dividend and share repurchase strategies.

Most recently, Mr. Potter served as Managing Director and Co-head of Consumer Group at Banc of America Securities. During his five-year tenure he built the Food and Beverage Group into one of the leading groups on Wall Street. Important transactions include the recapitalization of Eurofresh, debt and equity issuances for Boulder Specialty's (SPAC) acquisition of Smart Balance, and over \$1.2bn of high yield financings for Constellation Brands.

Prior to Banc of America Securities, Mr. Potter held the position of Managing Director and head of Food and Beverage Group at Deutsche Banc Alex. Brown where he rebuilt the Food and Beverage group spearheading growth in revenues by 400 percent. Noted transactions during his tenure included \$8.7 billion Kraft IPO, the \$2.6 billion privatization of Dole Foods, and the sale of Vlasic Foods.

Before joining Deutsche Banc, Mr. Potter was a Principal in the Global Consumer Group at Morgan Stanley and Vice President in Mergers and Acquisitions at J.P. Morgan & Co. where he began his investment banking career. While at J.P. Morgan, he advised Anheuser-Busch on the divestiture of The St. Louis Cardinals Baseball Club and associated assets.

Prior to receiving his MBA, Mr. Potter held positions at Trammell Crow Ventures and Ford Motor Company. Mr. Potter completed his undergraduate studies at Brigham Young University and received his MBA from UCLA Anderson School of Management.

Mr. Potter currently resides in Darien, Connecticut with his wife and their two children.



**Dean Howes**  
Partner, SCP Worldwide

---

Dean Howes, a partner in SCP Worldwide, oversees the day-to-day operations of KALLSports 700, SCP's sports talk radio station in Salt Lake City, UT which is an affiliate of ESPN Radio. Mr. Howes, who helped start SCP with Dave Checketts, was integral in bringing Major League Soccer to Salt Lake City making it the 12<sup>th</sup> franchise in the emerging league.

Mr. Howes began his career with Bristol-Myers Squibb spending 19 years in key executive positions in New York, Chicago, and Los Angeles. His assignments included: Vice-President of Integrated Customer Service responsible for building and managing a cross-divisional team focusing on sales and marketing for BMS. As Senior Director of Business Development, he was responsible for 160 million dollars in annual sales in addition to managing a staff of National Account Managers and Business Development Managers.

In 1997, he became CEO, President, and Founding Executive of Professional Teams Physicians, a company that aggregated physicians representing professional teams in the NBA, MLB, NFL, MLS and NHL. The company grew to represent over 1,100 sports medicine physicians responsible for creating and supporting sports care products as well as providing technology tools for hospitals and physicians across the country.

During his twenty-seven years of marketing, sales, and business development experience, Dean has earned numerous professional awards for his outstanding achievement and business accomplishments. Dean has served in many voluntary leadership positions. In his spare time, he enjoys family, friends, and a wide variety of sports interests.



## **Thomas H. Stillman**

### **Minority Owner, St. Louis Blues**

---

Tom Stillman was announced as a minority owner of the St. Louis Blues on March 29, 2007. This was the first foray into professional sports for Mr. Stillman, a former lawyer who is now chairman and CEO of Summit Distributing, a St. Louis-based beer distribution business.

Mr. Stillman was born and raised in Minneapolis, Minnesota. He attended Middlebury College in Middlebury, Vermont, where he played hockey and soccer, graduating in 1974. He later went on to law school, graduating from the University of Minnesota School of Law in 1978.

Following graduation, Mr. Stillman went to work for the New York law firm Dewey, Ballantine, Bushby, Palmer & Wood (now Dewey & LeBoeuf). In 1985, he joined the firm's Washington, D.C., office. In 1988, he moved to the U.S. Department of Commerce, where he was Chief Counsel for Export Administration, responsible for legal aspects of national security-based controls on sensitive exports. In the same year, Mr. Stillman married Mary T. Danforth in Washington, D.C.

In 1993, Mr. Stillman and his family moved to St. Louis. In January 1994, he left the legal profession and entered the beer distribution business with the acquisition of St. Louis Beer Sales. He now serves as the chairman and CEO of the company, renamed Summit Distributing in 2001.

Mr. Stillman serves on the boards of the St. Louis Blues 14 Fund, the St. Louis Sports Commission, and the Nature Conservancy in Missouri.

Tom and his wife Mary reside in St. Louis with their three children, John, Isabelle, and Anna.



## John Davidson President of Hockey Operations

---

John Davidson became the seventh president in franchise history on June 30, 2006. Since his arrival, the organization has signed players such as Paul Kariya and Keith Tkachuk while continuing to develop a solid young team. Davidson has also made deals which has brought Brad Boyes, Chris Mason and Andy McDonald to St. Louis.

Davidson, a former goaltender for the Blues and the team's first-round draft choice in 1973, boasts an impressive hockey career on and off the ice, including many years as an analyst for the Madison Square Garden (MSG) Network and various national hockey broadcast partners in the United States and Canada. On June 2, 2009, The Hockey Hall of Fame announced that Davidson will receive the Foster Hewitt Memorial Award for outstanding contributions as a hockey broadcaster and he will be

officially inducted on Nov. 9, 2009.

In recent years, his extraordinary abilities as a hockey analyst for MSG were rewarded with four prominent and important honors. The NHL and U.S. Hockey honored Davidson in March of 2004 when he was presented with the Lester Patrick Award for his contribution to American hockey. In May of 2001, he received his second career New York Emmy award for "Outstanding On-Camera Achievement." He first won the award in April of 1995. In December of 1994, he was an integral part of MSG's Rangers broadcast team that was named winner of the CableACE award for "Outstanding Live Event Coverage." In June of 1999, Davidson exceeded the on-ice festivities prior to Wayne Gretzky's final NHL game.

From 1990-93, Davidson served as NBC's analyst for the NHL All-Star Game. He has worked as the lead analyst for Olympic hockey coverage in the 1992 games in Albertville, France, the 1994 games in Lillehammer, Norway, the 1998 games in Nagano, Japan, the 2002 Winter Olympics in Salt Lake City and the 2006 Winter Olympics in Torino, Italy.

Davidson contributed to ABC's coverage of the NHL in 1994 as their top commentator and from 1995-1999 served on the number-one broadcast team with FSN's Mike Emrick for FOX's coverage of the regular season, All-Star Games, Stanley Cup playoffs and finals. He also worked as an analyst for OLN and NBC during the 2005-06 season.

In addition, Davidson, who was born in Ottawa, Ontario and raised in Calgary, Alberta worked for TBS at the 1990 Goodwill Games, several All-Star Games and Stanley Cup Finals for OLN, NBC, ESPN and SportsChannel, the 1991 Canada Cup for "Hockey Night in Canada", and the 1996 World Cup of Hockey for FX. He served as ESPN's studio analyst for the 1993 Stanley Cup playoffs. Davidson also served as a panelist on "After 40 Minutes," which airs after the second period of "Hockey Night in Canada" telecasts on CBC.

Davidson enjoyed a successful career with the Calgary Centennials in junior hockey and was picked as a first-round draft choice in the 1973 draft by St. Louis. That same year, he became the first goaltender to go directly from junior hockey to the NHL. After two years with the Blues, Davidson was dealt to the Rangers in June of 1975 and led a remarkable run to the Stanley Cup Finals with the club in 1979.

Due to various injuries, Davidson retired in 1983. He went directly to MSG Network for one season, before joining "Hockey Night in Canada," where he served for two seasons. Davidson rejoined MSG Network for the 1986-87 season and worked alongside play-by-play man Sam Rosen until the 2005-06 season.

John and his wife Diana, are the parents of two daughters: Lindsay and Ashley.

## Peter McLoughlin

### CEO of St. Louis Blues Enterprises

Peter McLoughlin was named chief executive officer of St. Louis Blues Enterprises, a newly formed division of the St. Louis Blues and Scottrade Center operation, on July 6, 2006.

Under McLoughlin's direction, St. Louis Blues Enterprises encompasses all business operations of the Blues and Scottrade Center, including sales, marketing and finance. From negotiating a long-term arena naming rights deal with St. Louis based investing firm Scottrade in time for the 2006-2007 season to spearheading a creative marketing campaign that helped generate 31 sellouts in 2008-2009, McLoughlin has been integral in restoring the Blues' brand in St. Louis and throughout the NHL community. Other major accomplishments during McLoughlin's tenure include dramatic increases in season ticket and sponsorship sales, the return of team broadcasts to KMOX Radio, a new long-term and comprehensive broadcast agreement with Fox Sports Midwest, fund-raising on behalf of the United Way and The Fourteen Fund, increases in television ratings (ranked 7<sup>th</sup> last season among all U.S. teams), a 2009-2010 marketing campaign featuring iconic St. Louis personalities, and innovative team promotions and game night presentation elements that have made Scottrade Center a destination beyond the game itself. McLoughlin also helped SCP Worldwide with the acquisition and current operation of the Peoria Rivermen, the Blues' affiliate in the American Hockey League.

For 21 years prior to joining the Blues, McLoughlin served in a variety of executive roles at Anheuser-Busch, which is widely considered one of the world's premier companies in the areas of consumer marketing and sports sponsorship. McLoughlin was Vice President of Corporate Media and served as an officer of the company while at Anheuser-Busch, where he negotiated sponsorship and strategic alliances on behalf of Budweiser, Bud Light and other global A-B brands that included 15 Super Bowls, five Summer Olympics, four Winter Olympics, World Cup soccer and a host of professional team and league partnerships here in the U.S. and abroad. McLoughlin was integral in the development and execution of national and local media plans on behalf of Anheuser-Busch, leading negotiations for national broadcast media placement, local media buying, sports team sponsorships and stadium signage, Internet media strategies, international media strategies and media research.

Prior to joining Anheuser-Busch, McLoughlin spent more than six years at NBC Sports. From July 1979 to March 1984, he served as a senior unit manager at NBC Sports, where he managed production budgets and supervised on-site production of network programming such as Major League Baseball, the NFL, NCAA basketball, the World Series and the French Open tennis tournament. From March 1984 to October 1985, McLoughlin worked in NBC Sports Sales.

McLoughlin serves on the board of directors for the St. Louis Regional Chamber and Growth Association (RCGA), Regional Business Council (RBC), United Way of St. Louis, and St. Louis Sports Commission. He is a 1979 graduate of Harvard University.

Peter and his wife Kelly have five children and reside in St. Louis.



## Larry Pleau

### Senior Vice President & General Manager, St. Louis Blues

Larry Pleau was named general manager on June 9, 1997, becoming the 10th general manager in team history.

During Pleau's 12-year tenure as general manager, he has successfully re-established the organization's talent basis, while steering the team towards challenging for the Stanley Cup. The Blues have posted a 428-364-110 record since his arrival, while capturing the Presidents' Trophy during the 1999-2000 campaign. The team also posted a 260-153-63-16 record from 1997-1998 to 2002-2003, marking the best six-year span in franchise history. Pleau served as the assistant general manager of silver medal-winning Team USA at the 2002 Winter Olympics in Salt Lake City and was named general manager for Team USA for the 2003 and 2004 (bronze medal) IIHF World Championships and at the 2004 World Cup of Hockey. He was named The Sporting News "Executive of the Year" following the Blues success in 1999-2000, when the team posted a 51-20-11 record and in 2000 was inducted into the United States Hockey Hall of Fame.

After Pleau arrived in St. Louis, the team has acquired players through trades such as Keith Tkachuk, Brad Boyes, Doug Weight, Scott Mellanby, Dallas Drake, Andy McDonald and Chris Mason. In addition, the club has made key free agent signings such as Paul Kariya and Bill Guerin. Pleau also has been involved in each of the Blues' drafts and under his watch the team has drafted Barret Jackman, Jay McClement, Erik Johnson, Roman Polak, David Perron, David Backes, T.J. Oshie, Patrik Berglund and Alex Pietrangolo.

Pleau began conducting summer player mini-camps for the organization's top prospects during his time as general manager. His fan/media-friendly approach has gained him respect around the league as one of the most aggressive-thinking general managers in hockey today.

Pleau spent eight seasons with the New York Rangers organization, as assistant general manager and vice president of player personnel. He joined the Rangers in 1989 as assistant general manager of player development. During Pleau's tenure in New York, he worked along side general manager Neil Smith to help steer the Rangers to the 1994 Stanley Cup. While with the Rangers, Pleau was responsible for drafting such players as Doug Weight, Tony Amonte, Sergei Zubov, Alexei Kovalev, Todd Marchant and Mattias Norstrom.

Prior to joining the Rangers, Pleau spent 17 seasons with the Hartford Whalers organization in various capacities; as a player, assistant coach, head coach, general manager, minor league general manager and head coach. As Whalers general manager he was instrumental in drafting Ray Ferraro, Ron Francis, Kevin Dineen and Ulf Samuelsson.

Pleau played three seasons with the Montreal Canadiens (1969-1972), winning the Stanley Cup in 1971 and an Avco World Cup in 1972. He was the first player signed by the Hartford Whalers of the World Hockey Association. Pleau played center/left wing for the Whalers from 1972 until his retirement in 1979 and appeared in 468 regular season games for Hartford, amassing 157 goals and 215 assists for 372 points. He also competed nationally for the 1968 United States Olympic Team, the 1969 U.S. National Team and for Team USA in the 1976 Canada Cup Tournament.

Pleau and his wife, Wendy, have two children: son, Steve, and daughter, Shannon; and three grandchildren, granddaughter, Lily and grandsons, Ryan and Jake.





## Doug Armstrong

### Vice President of Player Personnel

---

Doug Armstrong was named Vice President of Player Personnel for the Blues on May 29, 2008.

Armstrong spent 17 years with the Dallas Stars organization and the last six seasons as the club's general manager. From January 25, 2002, to the start of the 2007-08 season, Armstrong led the Stars to the third most regular season point total (427), collected the third-most wins (190) and the second most home victories (110) and points (240) in the entire NHL. Dallas won two Pacific Division Championships (2002-03, 2005-06) and qualified for the playoffs four times over the span.

Armstrong was a part of the Stars' organization since the club moved to Dallas in 1993 and helped lead the franchise to two Presidents' Trophies, two Western Conference titles and the 1999 Stanley Cup championship.

Armstrong acquired players along with several draft selections while maintaining a top level team during his tenure in Dallas. He acquired the fourth most draft selections in the first three rounds over six seasons for the Stars.

Prior to being named the team's seventh General Manager, Armstrong served nine years as the Assistant General Manager under Bob Gainey. As Gainey's assistant, Armstrong worked on contract negotiations and season scheduling, and handled the day-to-day operations of the hockey department.

On the international level, Armstrong is the Associate Director of Player Personnel for Team Canada at the 2010 Winter Games in Vancouver. He most recently served as the General Manager for Team Canada and won the silver medal at the 2009 IIHF World Championship in Switzerland. He was the Assistant General Manager for Team Canada at the 2002 World Championship and 2008 World Championship (silver medal). Armstrong served as a special advisor to Steve Yzerman for Canada that won gold at the 2007 World Championship in Moscow. Armstrong participated in Canada's run to winning the gold medal with Andy Murray as head coach. Canada went 9-0 during the tournament for the first time since 1937 when the World Championships were held in London, England.

A native of Sarnia, Ontario, Armstrong is the son of NHL Hall of Fame linesman Neil Armstrong who was inducted into the Hall of Fame in 1991.

Armstrong and his wife Kelly, son Blake, and daughter Kayla, live in Creve Coeur, Missouri.





## Al MacInnis Vice President of Hockey Operations

Al MacInnis was named Vice President of Hockey Operations for the Blues on November 6, 2006. He crafted a remarkable 23-year career in the National Hockey League between the St. Louis Blues and Calgary Flames that has rightfully earned him a spot among the greatest defensemen in the history of the game. On June 28, 2007, MacInnis was selected to the Hockey Hall of Fame and was officially inducted on November 12, 2007. A native of Port Hood, Nova Scotia, he spent 10 seasons donning The Note, amassing 452 points (127 goals, 325 assists) in 613 games played. He finished his career with St. Louis ranking fourth on the Blues' all-time assists list (325), sixth on the points list (452), seventh on the games-played list (613) and third on the shots-on-goal list (2,266). St. Louis made the playoffs each season he played with the team, reaching the Western Conference Finals in 2000-01. He led the Blues to the first ever Presidents' trophy in franchise history in 1999-2000, posting the NHL's best regular-season record. MacInnis' number 2 sweater was retired by the Blues on April 9, 2006.

MacInnis won the 1999 James Norris Memorial Trophy as the NHL's best defenseman and the 1989 Conn Smythe Trophy while leading the Calgary Flames to the Stanley Cup Championship. A two-time Olympian for Team Canada, he captured the gold medal at the 2002 Olympic Winter Games in Salt Lake City. MacInnis was a 13-time NHL All-Star, and was named to the NHL First All-Star Team four times. He was also a seven-time winner of the hardest-shot competition at the NHL All-Star Game. MacInnis currently ranks third among all-time NHL defensemen in points (1,274), assists (934) and goals (340). He also ranks 33rd on the all-time NHL list in points, 14th in assists and 24<sup>th</sup> in games played.



## Jarmo Kekalainen Assistant General Manager & Director Of Amateur Scouting

Jarmo Kekalainen is entering his eighth season with St. Louis and oversees the Blues' participation in the National Hockey League Entry Draft, and assists President John Davidson and Senior Vice President and General Manager Larry Pleau with all facets of hockey operations. He is also involved with the Blues' professional scouting efforts. Kekalainen, 43, originally joined the Blues in September of 2002.

During his tenure in St. Louis, the Blues have drafted David Backes, Erik Johnson, Roman Polak, David Perron, T.J. Oshie, Patrik Berglund and Alex Pietrangolo. Prior to arriving in St. Louis, Kekalainen served in several capacities with the NHL's Ottawa Senators over the course of seven seasons, including as director of player personnel for three years. During this time he was responsible for overseeing the amateur draft and was instrumental in selecting Ray Emery, Christoph Schubert, Jason Spezza, Antoine Vermette and Anton Volchenkov. Earlier he acted as the club's European scout for four seasons and during that tenure, the team drafted Martin Havlat and Marian Hossa.

While with Ottawa, Kekalainen simultaneously served as IFK Helsingin's general manager in the Finnish Elite League from 1995 to 1999, guiding the club to the league championship in 1998.

During a three-year career as a player in the NHL the native of Kuopio, Finland skated in a combined 55 games with the Boston Bruins and Ottawa Senators. Over the 1989-90, 1990-91 and 1993-94 seasons Kekalainen collected five goals and eight assists for 13 points. Prior to making his NHL debut with the Bruins, the forward spent two seasons at Clarkson University where he recorded 80 points (35 goals, 45 assists) in 71 games. Following the 1988-89 campaign he was named to the Eastern College Athletic Conference First All-Star Team, scoring 44 points in 31 games.

Jarmo and his wife, Tiina, have two daughters, Emilia and Sofia.



## Kevin McDonald

**Assistant General Manager/Director Of Professional Scouting & Peoria Rivermen General Manager Of Hockey Operations**



Kevin McDonald joined the Blues organization prior to the 2001-02 season as a professional scout. He scouted professional talent for the Blues for two seasons before the organization promoted him to director of professional scouting in 2003. In June 2005, he was given the added responsibilities of being the general manager of hockey operations of the Blues' American Hockey League affiliate, the Peoria Rivermen. McDonald was influential in bringing Brad Boyes to St. Louis and adding depth players such as Brad Winchester, Mike Weaver and Tyson Strachan last season. In May, 2009, McDonald was named assistant general manager for the Blues.

As the director of professional scouting for the Blues, McDonald oversees the professional scouting department to ensure that the organization maintains a detailed profile of every player in both the NHL and AHL, as well as a familiarity of the best players in other professional hockey leagues. He also works closely with Blues President John Davidson and Senior Vice President and General Manager Larry Pleau in coordinating the transfer of players between the Blues and the Rivermen and in acquiring professional hockey players.

The 2009-10 season is McDonald's 22<sup>nd</sup> season working in the NHL. He began his career in professional hockey in 1988 as a member of the communications department of the New York Rangers. McDonald served in a variety of capacities in that department, including Director of Communications. Following the 1993-94 season, when the Rangers won the Stanley Cup, he moved into the Rangers' hockey operations department and worked as an assistant to Rangers General Manager Neil Smith during the lockout-shortened 1994-95 season. From 1995 to 2001, McDonald served as a professional scout for the Rangers, traveling throughout North America and Europe to evaluate professional hockey players.

A native of Lawrence, Massachusetts, McDonald holds a master's degree in sports management from the United States Sports Academy in Daphne, Alabama, and a bachelor's degree in communications from Boston College. He resides in North Andover, Massachusetts, where he lives with his wife Lauren, his two children Sean and Kayleigh and his three step-children Joseph, Jenna, and Daniel.



## Andy Murray Head Coach

Andy Murray, one of hockey's most respected coaches with many years of experience at both the National Hockey League and International level was named the 22<sup>nd</sup> head coach in the history of the St. Louis Blues on December 11, 2006. His first game as head coach for the Blues was on December 12, 2006 versus Chicago and posted his first victory in a 4-1 win at Pittsburgh on December 19, 2006.

In the 2008-09 campaign, Murray guided the Blues to a 25-9-7 record in the second half of the season which led the NHL, jumping from 15th place in the Western Conference standings to the #6 seed and returning the club to the playoffs for the first time in five years. The Blues' playoff surge was one of the finest in NHL history, earning nearly 59% of their points since January 19, the highest such rate by any playoff team since 1940. Murray was a runner-up for the 2009 Jack Adams Trophy, given annually to the NHL's Coach of the Year.

Murray won his 300th NHL game on February 19, 2009 in a 2-1 overtime win at Nashville and coached in his 200th game behind the Blues bench on March 7, 2009 at Florida. He became the sixth Blues coach to reach 100 wins after a 3-1 victory on April 10 vs. Columbus. Murray currently ranks fifth on the Blues' all-time games coached list (218) and is fifth in wins (101).

Since taking over behind the St. Louis bench, Murray has guided the club to a 101-85-32 (.537%) record. In his first 12 games as Blues head coach during the 2006-07 season, the team did not allow a first period goal, which tied an NHL modern era record for most consecutive games without allowing a first period goal since the Los Angeles Kings accomplished it during the 1974-75 season. Murray coached in his 500<sup>th</sup> career NHL game on January 20, 2007 at San Jose in which the Blues won 1-0.

Prior to arriving in St. Louis, Murray coached the Los Angeles Kings from 1999-2006 and is the all-time franchise leader in wins (215) and games coached (480). In 2001-02, Murray became the second fastest Kings coach to record 100 wins as the Kings earned at least 90 points and made the playoffs for the third straight season, all under Murray. The 95 points earned by the Kings were the most since the 1990-91 campaign and the fourth most in team history. The Kings also lost less than 30 games for the second straight season, the first time the franchise has accomplished that feat.

During the 1999-2000 season, Murray's first as an NHL head coach, he guided the Kings to a second place finish in the Pacific Division and the fifth seed in the Western Conference. The Kings that season were the third most improved club in the NHL (+25 points from 1998-99); the team accumulated an impressive 94 points; and Murray became one of just three first-year head coaches in club history to win at least 39 games in their first full season behind the Kings' bench, with the 39 wins representing the most the team had accumulated since 1992-93 (in an 84-game schedule).

Murray has over 30 years of coaching experience, including seven seasons as an NHL assistant or associate coach with the Winnipeg Jets (1993-95), Minnesota North Stars (1990-92) and Philadelphia Flyers (1988-90). As an assistant coach in Minnesota, Murray reached the Stanley Cup Finals in 1991.

In addition to his NHL service, Murray has a tremendous amount of international coaching experience. He is the only head coach to lead Team Canada to three IIHF World Hockey Championship titles. Murray captured gold medals in 1997, 2003 and in 2007. In his gold medal run in 2007, Canada went 9-0 during the tournament for the first time since 1937 when the World Championships were held in London, England.

Murray was the head coach of the Canadian National Team from 1996-98 and guided his squad to a two-year 77-29-14 record. During the 1998-99 season, Murray split time as head coach for Shattuck-St. Mary's in Faribault, Minnesota, where he led the prep school to a 70-9-2 record and the Midget Triple A USA Hockey national championship and as general manager at Koln of the German Hockey League.

As an assistant coach for Team Canada in 1996, he collected silver medals at the World Cup of Hockey and the World Hockey Championship. Murray also served as an associate coach for Team Canada under Marc Crawford at the 1998 Olympic Games in Nagano, Japan. Additionally, he has a record six gold medals as a coach for Canada at the Spengler Cup Tournament in Davos, Switzerland.

From 1976-78, he served his first head coaching position with the Brandon Travelers of the Manitoba Junior A Hockey League. He moved on to become head coach for Brandon University from 1978-81 and led the Bobcats to a league championship and the No. 1 ranking in Canadian University hockey during his final year. In 1981 Murray moved to Switzerland, where for the next seven years he coached several Swiss-A Division teams, including Kloten Zurcher and Zug, with success.

In 1987 he returned to North America as an assistant coach for the Hershey Bears of the American Hockey League and helped guide the Bears to the 1988 Calder Cup championship. In 1992, Murray returned to Europe to coach Lugano in Switzerland and then at Eisbaren Berlin in Germany.

Andy and his wife Ruth have three children (all hockey players): sons Braden (currently in the Los Angeles Kings' organization) and Jordan (a student/athlete at the University of Wisconsin), and daughter Sarah (a student/athlete at the University of Minnesota-Duluth). They split their time during the summer between Faribault and Manitoba.

### COACHING HIGHLIGHTS:

|   |  |
|---|--|
| <b>First Game as NHL Head Coach</b>         | October 2, 1999<br>at Nashville            |
| <b>First Win as NHL Head Coach</b>          | October 2, 1999<br>at Nashville (2-0 W)    |
| <b>First Game as Blues Head Coach</b>       | December 12, 2006<br>vs. Chicago (2-3 L)   |
| <b>First Win as Blues Head Coach</b>        | December 19, 2006<br>at Pittsburgh (4-1 W) |
| <b>All-Time Regular Season Record</b>       | 316-261-121 (.539%)                        |
| <b>All-Time Regular Season Blues Record</b> | 101-85-32 (.537%)                          |
| <b>All-Time Playoff Record</b>              | 10-18 (.357%)                              |



## Rick Wamsley

### Assistant Coach/Goaltending Coach

---



Rick Wamsley joined the Blues as an assistant coach/goaltending coach on July 7, 2006. Before arriving in St. Louis, he was working for the Columbus Blue Jackets organization where he served as a goaltending coach and pro scout since 1999. Prior to joining the Blue Jackets, Wamsley spent six seasons as a member of the Toronto Maple Leafs organization. While in Toronto, he served as a pro and amateur scout in 1998-99 and was an assistant coach under Pat Burns from 1996-98. Wamsley joined the organization as a goaltending consultant immediately following a 12-year playing career that ended during the 1992-93 season.

During his playing career, Wamsley posted a 204-131-46 record and a 3.34 goals against average with the Montreal Canadiens, St. Louis Blues, Calgary Flames and Toronto Maple Leafs.

Wamsley was drafted as the Canadiens' fifth pick, 58th overall, in the 1979 Entry Draft and he made his NHL debut with Montreal in 1980-81. He became a full-time goaltender the following season and posted a 23-7-7 record with a 2.75 goals-against average with the Canadiens. That year, Wamsley shared the William M. Jennings Trophy with teammate Denis Herron as the duo allowed the fewest goals against in the NHL.

Wamsley spent three-plus seasons with Montreal before being traded to the Blues in 1984. His four seasons (1984-88) in St. Louis produced a 75-59-15 record, including 23 wins in 1984-85 (23-12-5, 3.26 goals-against average) and 22 wins in 1985-86 (22-16-3, 3.43 goals-against average). Wamsley currently ranks fifth on the Blues all-time goaltending lists in games played (154), minutes played (9,064) and ranks sixth in wins (75). He was between the pipes in "The Monday Night Miracle" when St. Louis staged a dramatic come-from-behind victory in game six of the 1986 Campbell Conference Finals by scoring four unanswered goals to defeat Calgary, 6-5, in overtime.

In March 1988, he was traded to Calgary and the highlight of his stint with the Flames came in 1988-89 when he helped the team capture the lone Stanley Cup championship in club history.

Wamsley was born on May 25, 1959 in Simcoe, Ontario. He and his wife, Lori, are the parents of three daughters, Kelly, Colleen, and Megan and have one granddaughter, Emma. The family resides in St. Louis.



**Ray Bennett**  
Assistant Coach

---

Ray Bennett joined the St. Louis Blues coaching staff as an assistant on December 13, 2006. He served seven seasons as an assistant coach with the Los Angeles Kings from 1999-2006. While with the Kings, Bennett was involved in all areas of tactical and technical play while specializing in video analysis, computer assistance and statistical support.

Bennett was the manager of high performance/video for the Canadian Hockey Association and National Team and also served as their manager of coaching/initiation programs and as an assistant for Canada's National Women's Olympic Team, which earned a silver medal at the 1998 Winter Olympics. He was also an assistant coach responsible for video for Canada's silver medal winning National Junior Team at the 1999 World Championships and the gold medal winning Canadian National Women's Team at the 1999 World Championships.

Bennett has also been head coach at Red Deer College and has worked for the Spokane Chiefs, the World Junior Hockey Championship Association, Hockey Canada, the Moose Jaw Warriors and the Alberta Amateur Hockey Association.

A graduate of the University of Alberta, Ray is a native of Innisfail, Alberta. He and his wife Karla have three children, Kale, Kassie and Max.



**Brad Shaw**  
Assistant Coach

---

Brad Shaw was named an assistant coach for the Blues on July 11, 2006. Shaw joined the Blues from the New York Islanders organization where he served as an interim head coach and assistant coach. Prior to joining the Islanders, he spent three seasons (2002-2005) as the head coach for the American Hockey

League's Cincinnati Mighty Ducks and posted a record of 44-31-4-1 in 2004-05. Before Shaw joined Cincinnati, he was the head coach with the Detroit Vipers of the former International Hockey League, an assistant with the Springfield Falcons of the AHL and an assistant with the Tampa Bay Lightning in 1999-2000.

Shaw made his NHL debut in 1985-86 with the Hartford Whalers and spent 11 of the following 15 seasons as a defenseman around the league. He was sent to the Blues in a trade with Washington on March 18, 1999, where he would play in 12 games and finish his playing career. Shaw played in 377 career games with Hartford, Ottawa, Washington and St. Louis, recording 159 points (22 goals, 137 assists).

Brad was born on April 28, 1964 in Cambridge, Ontario and he and his wife, Mary, are the parents of three children, Taylore, Brady, and Caroline.



## Nelson Ayotte

### Strength And Conditioning Coach

---

Nelson Ayotte is entering his fifth season as the strength and conditioning coach for the Blues. He is recognized as one of the top sports performance training coaches in the world. Ayotte is a level five Canadian National Certified Coach which is the highest level possible. Out of one million coaches only 76 have finished the program since 1974. Ayotte has been chosen as Canadian coach of the year in 1998, Quebec Coach of the year in 1998, 1999, and 2000, coach of the year of the Canadian Military Land forces in 2002 and has served as coach at over 20 world cup competitions. He has coached athletes on the biathlon Canadian National Team, US Olympic track and field, hockey (NHL), football (NFL), basketball (NBA), baseball (MLB), golf (PGA) and many amateur and youth sports. Ayotte was head strength coach at Poliquin Performance Center during 2002-2004. Nelson has been an innovator of sports training and physical fitness with several supplement lines and training systems to his credit.

Nelson and his wife Esther have two children, Jeremy and Nicolas.



## Scott Masters

### Video Coach

---

Scott Masters is entering his fourth year as video coach with the Blues. He was a volunteer assistant coach for the Denver University hockey program prior to coming to St. Louis. Before going to Denver, Masters served a four-year stint with the NHL's Florida Panthers.

He joined the Florida Panthers in 2001 and in 2004 after being promoted to video coach, he became youngest coach in the league at 26 years old. He produced live breakdowns and analysis of team games with real time communication to the Panthers bench. Masters reviewed and analyzed game film of individual players, team and opponents. He also scouted National, American, Junior and NCAA hockey league games while at Florida.

Masters served a four-month stint as a coach for the Boston franchise in the Original Stars Hockey League in 2004. He managed Boston's 12-man roster, including four NHL all-stars, in the inaugural 4-on-4 elite eight-team league.

The Arvada, Colo., native earned his communications degree from Colorado State in 2000. Masters played for CSU's hockey team for three seasons. Masters was a media relations student assistant from 1998-2000 at Colorado State and was the sports information contact for men's ice hockey at the University of Massachusetts from 2000-01.

Scott and his wife Carrie reside in Ladue, Mo and have one daughter, Ryanne.

Executives



*Executive Vice President,  
GM, Scottrade Center*  
**Marty Brooks**



*Executive Vice President,  
Chief Marketing Officer*  
**David Bullock**



*Executive Vice President,  
Corporate and Sponsorship  
Sales*  
**Mark Toffolo**



*Senior Vice President,  
Sales*  
**Todd Lambert**



*Senior Vice President,  
Finance and Administration*  
**Phil Siddle**



*Senior Vice President,  
Business Development*  
**Eric Stisser**



*Senior Vice President,  
Marketing*  
**Karrie Yager**



*Vice President,  
Public Relations*  
**Mike Caruso**



*Vice President,  
Suite Sales*  
**Chris Diiorio**



*Vice President,  
General Manager/  
Radio Sales*  
**Jim Goessling**



*Vice President,  
Corporate and  
Sponsorship Sales*  
**Bryan Lucas**



*Vice President,  
Entertainment and  
Event Marketing*  
**Mark Tamar**



*Mascot Coordinator*  
**Spencer Agee-Sage**



*Director,  
Sponsorship Sales*  
**Deni Allen**



*Inside Sales  
Representative*  
**John Ampleman**



*Amateur Scout*  
**Mike Antonovich**



*Amateur Scout*  
**Bill Armstrong**



*Athletic Trainer*  
**Ray Barile**



*Goaltending  
Consultant*  
**Ed Belfour**



*Strength and  
Conditioning  
Assistant*  
**Jon Benne**



*Premium Sales  
Executive*  
**Matt Berry**



*Internist*  
**Dr. Aaron Birenbaum**



*Internist*  
**Dr. William  
Birenbaum**



*Account Executive*  
**Jessica Bright**



*Director, Human  
Resources*  
**Val Brinker**



*Database Manager*  
**Matt Brown**



*General Surgery*  
**Dr. Michael Brunt**



*Manager,  
Accounting*  
**Craig Bryant**



*Team Photographer*  
**Mark Buckner**



*Manager, Event  
Marketing*  
**Lamont Buford**



*Public Address  
Announcer*  
**Tom Calhoun**



*Part-Time  
Amateur Scout*  
**Thomas Carlsson**



*Group Sales Executive*  
**Lauren Castle**



*Coordinator, Premium Services*  
**Allison Click**



*Accountant*  
**Deann Cromer**



*Neurosurgeon*  
**Dr. Ralph Dacey**



*Receptionist*  
**Marian Dale**



*Executive Assistant to the CEO, St. Louis Blues Enterprises*  
**Amber Daniels**



*Part-Time Amateur Scout*  
**Marshall Davidson**



*Professional Scout*  
**Rob DiMaio**



*Manager, Payroll*  
**Pam Di Rie**



*Director, Corporate Sponsorship Services*  
**Julie Drochelmann**



*Senior Director, Guest Services and Security*  
**Jason Duffy**



*Dentist*  
**Dr. Glenn Edwards**



*Manager, Accounting*  
**Kristal Edwards**



*Account Executive*  
**Brad Ellis**



*Manager, Ticket Operations*  
**Kerry Emerson**



*Assistant Equipment Manager*  
**Joel Farnsworth**



*Senior Director, Ticket Operations*  
**Rob Fasoldt**



*Professional Scout*  
**Tony Feltrin**



*Marketing/Sponsorship Assistant*  
**Donna Ferguson**



*Director, Event Presentation*  
**Chris Frome**



*Manager, Ticket Operations*  
**Eric Fronczek**



*Ophthalmologist*  
**Dr. Rex Ghormley**



*Orthopedic Surgeon*  
**Dr. Jerome Gilden**



*Amateur Scout*  
**Dan Ginnell**



*Coordinator, Community Relations*  
**Randy Girsch**



*Equipment Manager*  
**Bert Godin**



*Equipment Assistant*  
**Ray Halle**



*Assistant Athletic Trainer*  
**Mike Hannegan**



*Part-Time Amateur Scout*  
**Vladimir Havluj, Jr.**



*Finance Controller*  
**Keith Hegger**



*Group and Client Sales Coordinator*  
**Dana Heinzmann**



*Manager, Accounting*  
**Kristy Horner**



*Assistant, Corporate Sales*  
**Marlena Huenefeld**



*Manager, Building Operations*  
**Dave Iacono**



*Director, Media Relations*  
**Rich Jankowski**



*Director, Client Services*  
**Abby Jones**



*Director, Community Relations/14 Fund*  
**Renah Jones**



*Manager, Ticket Sales*  
**Yancey Jones**



*Senior Director, Advertising/Promotions*  
**Lisa Kampeter**



*Manager, IT*  
**Tony Kostansek**



*Premium Sales Executive*  
**Jared Kozinn**



*Coordinator, Contract and Event Booking, Scottrade Center*  
**Cherri Kraenzle**



*Account Executive*  
**Dan Kramer**



*Executive Assistant to the President and GM, St. Louis Blues*  
**Donna Lembke**



*Account Executive*  
**Kyle Lewis**



*Director, Marketing/Communications, Scottrade Center*  
**Megan Little**



*Group Sales Executive*  
**Jen Lohrman**



*Manager, Building Operations*  
**Joe Maier**



*Premium Sales Executive*  
**Rob Mansis**



*Orthopedic Surgeon*  
**Dr. Matt Matava**



*Part-Time Amateur Scout*  
**Basil McRae**



*Part-Time Amateur Scout*  
**Rick Meagher**



*Coordinator, Sponsorship Services*  
**Jackie Miller**



*Coordinator, Guest Services*  
**Tiffany Morris**



*Suite and Premium Services Representative*  
**Paula Munder**



*Part-Time Professional Scout*  
**Wayne Munday**



*Senior Director, Group Sales*  
**Jennifer Nevins**



*Director, Event Operations*  
**Don Newman**



*Premium Sales Executive*  
**Alvin Newsome IV**



*Part-Time Amateur Scout*  
**J. Niemiec**



*Group Sales Executive*  
**Matt Olinik**



*Receptionist*  
**Ernestine Ollie**



*Account Executive*  
**Debbie O'Neil**



*Director, Retail*  
**George Pavlik**



*Premium Sales Executive*  
**Jason Penning**



*Premium Sales Executive*  
**Mark Pettis**



*Part-Time Amateur Scout*  
**Michel Picard**



*Account Executive*  
**Angelo Picucci**



*Manager, Website*  
**Chris Pinkert**



*Corporate Sales Executive*  
**Matt Poling**



*Staff Accountant*  
**Matt Portell**



*Assistant Manager, Ticket Operations*  
**Greg Rapini**



*Assistant Director, Guest Services*  
**Jessica Reid-Bateman**



*Manager, Guest Services*  
**Robert Schnettler**



*Senior Director, Digital Media*  
**Beth Schwartz**



*Director, Facility Operations*  
**David Sherill**



*Amateur Scout*  
**Ville Siren**



*Premium Sales Executive*  
**Jason Stuyter**



*Manager, Retail*  
**Barry Smith**



*Locker room Attendant*  
**Mike Sperla**



*Manager, Payroll*  
**Crystal Strasburg**



*Account Executive*  
**Matt Stucky**



*Manager, Group Sales*  
**Kari Takmajian**



*Professional Scout*  
**Jan Vopat**



*Accountant*  
**Mindy Wallace**



*Premium Sales Executive*  
**Melissa Weissman**



*Assistant, Human Resources*  
**Heather Whitten**



*Manager, Suite Sales*  
**Nick Wierciak**



*Site and Graphic Developer*  
**Brenda Wilbur**



*Account Executive*  
**Tim Worth**



*Massage Therapist*  
**Jeffrey Wright**



*Orthopedic Surgeon*  
**Dr. Rick Wright**



*Part-Time Amateur Scout*  
**Georgi Zhuravlev**

## Not Pictured

- Kelly Cheatham** – Store Manager
- Donna Hahn** – Ticket Sales
- Juanita Hall** – Ticket Sales
- Jeff Jovanovic** – Ticket Sales
- Justin Malmberg** – Ticket Sales
- Todd Morris** – Ticket Sales
- Debbie Nyberg** – Ticket Sales
- Peggy O'Connor** – Ticket Sales
- Dominique Robertson** – Ticket Sales
- Matt Tierney** – Assistant Store Manager



## Bruce Affleck

### Executive Director of Broadcasting and Blues Alumni

Bruce Affleck is entering his third season as the Executive Director of Broadcasting and Blues Alumni.

A native of Penticton, British Columbia, Affleck attended the University of Denver and was later selected by the California Seals, 21st overall, in the 1974 NHL draft. He was traded to St. Louis in January of 1975 and played defense for five seasons with the Blues. Following his time with the Blues, Affleck played for the Vancouver Canucks and New York Islanders.

After hockey, Bruce worked with W.M. French Realtors, a corporate relocation firm. He again joined the Blues in 1987 as sales manager and later would be named Vice President of Sales for the Blues and Scottrade Center. He also handled the color radio broadcast duties and eventually becoming a color television analyst with KPLR-TV and FOX Sports Midwest until the 2001 season.

Affleck has been heavily involved with many charities since his playing days, some of which include the March of Dimes, St. Louis University Lupus Foundation and the St. Louis Blues Fourteen Fund, which is the Blues' charitable trust. He also helped start the Blues Alumni Association, which provides an annual four-year scholarship to graduating seniors in the St. Louis area and the St. Louis Amateur Hockey Hall of Fame.

Bruce and his wife, Cecily, reside in Chesterfield and have two children, J.Q. and Shannon and are expecting grandchildren this fall.



## John Kelly

### Television Play-by-Play

John Kelly, 48, returns for his fifth season as the television play-by-play voice of the Blues on FOX Sports Midwest.

Kelly spent nine seasons with FOX Sports Rocky Mountain, where he announced Colorado Avalanche games when the team relocated to Denver. He has called games in the NHL for 16 seasons and prior to that he called American Hockey League games on radio with the St. Catharines Saints and Adirondack Red Wings. Kelly started his NHL career as the radio voice of the New York Rangers during the 1988-89 campaign. From 1989-90 through 1991-92, the St. Louis native worked the Blues' radio and television simulcasts. Kelly moved on to the expansion

Tampa Bay Lightning in 1992-93 where he spent three seasons as the play-by-play voice on the radio and television simulcasts and then headed west to Colorado for the Avalanche's first season in 1995-96. During the 1997-98 NHL season, he announced play-by-play for the Fox national broadcasts. He also broadcasted NHL playoff games during the 2005-06 season.

Kelly's past also includes broadcasting experience in baseball, basketball and soccer. While in Florida, he announced games for the Orlando Predators of the Arena Football League. He spent the summer months from 1993 to 1996 as the hockey play-by-play announcer at the annual U.S. Olympic Festival.

No stranger to the profession, Kelly comes from a family with a rich background in hockey announcing. His father, Dan Kelly, was the radio and television voice of the Blues for 21 years and was inducted into the Hockey Hall of Fame in 1989. John's younger brother, Dan Jr., called games on radio for the Blues from 1997-2000. His uncle, Hal, also was a hockey broadcaster, working with several NHL teams when hockey began airing on television.

John, born in Canada, is a graduate of Southern Illinois University – Edwardsville with a degree in communications. He and his wife Jennifer, a St. Louis native, have three children, Patrick, Megan and Grace.



## **Darren Pang** Television Color Analyst

---

Darren Pang, one of the premier announcers in hockey, is in his first season with FOX Sports Midwest as the analyst on St. Louis Blues telecasts. Pang will work alongside John Kelly in the television booth, forming one of the most accomplished broadcast teams in the NHL.

Pang, 45, provides commentary for national NHL telecasts on NBC and has served as a studio analyst for Canada's TSN network. He came to FOX Sports Midwest after four seasons as the Phoenix Coyotes' TV analyst. Prior to the Coyotes, Pang spent 12 years covering hockey for ESPN, ESPN2 and ABC. He has also provided radio color analysis for the NHL Network during the playoffs. In addition, Pang worked as an ice level reporter for the men's hockey coverage in Nagano, Japan during the 1998 Winter Olympics on CBS and for NBC's coverage of the 2002 Winter Games and will work as a studio analyst at the 2010 Olympics in Vancouver with TSN/CTV.

Previously, Pang served as the Chicago Blackhawks post-game show host from 1990-92. From 1992-97, he hosted the pre-game, between period and post-game call-in shows for Blackhawks games. He also served as a color analyst, studio analyst and reporter for CCHA telecasts on SportsChannel Chicago from 1989-94 and was an analyst for IHL games on Prime Network from 1989-93.

The Meaford, Ontario player played three NHL seasons, all with the Blackhawks, from 1984-85 to 1988-89. He played in a total of 81 games, compiling a 27-35-7 record and 4.05 GAA. In 1987-88, he was named to the NHL All-Rookie Team and finished third in the race for the Calder Trophy.

Pang and his wife Lynn have two children: son Tyler and daughter Samantha. The family resides in St. Louis, MO during the season and Peoria, AZ during the offseason.



## **Bernie Federko** Television Color Analyst

---

Bernie Federko, 53, returns to FOX Sports Midwest for his ninth season and first in his new role as an ice-level analyst between the benches for home games and co-host of FOX Sports Midwest's *Blues Live* pre-game and post-game shows. Prior to broadcasting for television, he spent four years as an analyst on the Blues' radio broadcast.

Federko, a 14-year NHL veteran played for the Blues for 13 seasons (1976-1989). He holds club records for games played (927), assists (721) and points (1,073) with the Blues. Bernie retired from hockey after the 1989-90 season and was officially inducted into the Hockey Hall of Fame on November 4, 2002. His #24 sweater was retired on March 16, 1991 by the Blues and hangs from the ceiling at Scottrade Center.

Bernie and his wife Bernadette have three sons, Jordan, Dustin and Drew. The Federko's reside in St. Louis.



## Dan McLaughlin

### Television Analyst

Dan McLaughlin, 35, enters his 11<sup>th</sup> season as an analyst for FOX Sports Midwest on the St. Louis Blues television broadcasts after serving two seasons on the Blues' radio network. His role includes pregame, intermission, and postgame analysis for the Blues. He also appears on FOX Sports Midwest as the play-by-play announcer for the St. Louis Cardinals, a role he has held for 10 seasons.

A 1996 graduate of Lindenwood College, McLaughlin will also enter his 11th season as the play-by-play announcer and analyst for the Missouri Valley Conference

Tournament on FSN and also the MVC "Game of the Week." He also returns for his eighth year as the play-by-play announcer for the University of Missouri Tigers men's basketball team. McLaughlin has worked national telecasts for men's and women's college basketball games on FSN.

Besides from his television duties, McLaughlin also works at KMOX Radio hosting sports talk shows. He has also captured the "Air Award" as best sportscaster in St. Louis. McLaughlin is involved in several local charities as well as hosting "The Dan McLaughlin Golf Tournament to benefit the Special Education Foundation".

Dan and his wife Libby reside in St. Louis and have four children, Luke, Avery, Olivia and Barrett.



## Jim Hayes

### Television Host and Reporter

Jim Hayes serves as a host and reporter for FOX Sports Midwest, covering the St. Louis Blues and St. Louis Cardinals for the network's pre-game and post-game shows and live game coverage. He also contributes to the network's coverage of the St. Louis Rams and local college and high school sports.

Hayes came to FOX Sports Midwest in 2000 as a reporter for the Midwest Sports Report and began covering St. Louis-area sports in 2001. He previously worked for WPHL—

WB17 in Philadelphia where he was a sports anchor and reporter for two years at WPHL, covering hard sports news throughout the region and shined in featuring the 'lighter side' of sports.

Hayes is a 1984 graduate of the State University College at Geneseo, N.Y. He has been nominated for regional Cable Ace and regional Emmy awards.



## Pat Parris

### Television Host

Pat Parris serves as the primary host of FOX Sports Midwest's St. Louis Blues and St. Louis Cardinals pre-game and post-game shows.

Parris first joined FOX Sports Midwest in 2001 as an anchor for the Midwest Sports Report. Before joining FOX Sports Midwest, Parris was the sports anchor for WTKR-TV in Norfolk, Va. Previously, he spent four years as a sports anchor at WTAE-TV in Pittsburgh.

Parris, a 1987 graduate of Drake University, also has worked as a television sports reporter at KTXH-TV in Houston, KCCI-TV in Des Moines and KGUN-TV in Tucson, Ariz.



## **Chris Kerber** **Radio Play-by-Play**

---

Chris Kerber, 38, returns for his ninth season as the Blues radio play-by-play on the Blues' radio network.

In addition to broadcasting Blues games, he also called St. Louis Cardinals baseball games during the 2006 season.

Prior to joining the Blues, Kerber spent four seasons calling the action for the Springfield (Ma.) Falcons in the American Hockey League. In addition to his play-by-play and host duties for the Falcons, he acted as the team's director of media relations from 1996 to 1999 and was promoted to director of marketing and communications for the 1999-2000 season.

A 1994 graduate of Miami University in Oxford, Ohio, Kerber did play-by-play for the men's hockey team on WMSR, the student radio station. After graduating with a B.S. degree in Marketing, Kerber handled the play-by-play and PR duties for two seasons for the Birmingham (Al.) Bulls of the East Coast Hockey League before joining Springfield.

In addition to calling all the regular season and post-season games, Kerber will continue to host a pre-game show, post-game programs, coaches and players shows as well as fan activities to help promote Blues hockey.

Chris and his wife Kristie reside in St. Louis and have two daughters, Emily Grace and Gabriella.



## **Kelly Chase** **Radio Color Analyst**

---

Kelly Chase, 41, will be entering his eighth season as analyst for the Blues radio broadcasts. Chase brings an interesting mix of insight and analysis to the booth along with fellow broadcaster Chris Kerber.

He leaves behind a 12-year NHL career, which included eight years as a member of the Blues. Chase officially retired from the NHL on July 28, 2000. He finished his career with 458 games played, 17 goals, 36 assists

and 53 career points. Chase ranks second on the Blues' all-time penalty minute list with 1,497 minutes and finished his career with 2,017 total penalty minutes.

In 1998 Chase received the King Clancy award from the NHL, which is given to the player who has made a noteworthy humanitarian contribution to his community. In 1993 he established the Gateway Locomotives, which teaches the sport of hockey to handicapped individuals. Chase is also a part owner of the three-time (2007, 2008, 2009) National Champion St. Louis Bandits of the North American Hockey League.

Kelly and his wife Raelynn have three sons, Will, Ben, and Luke.



## Bob Plager

### Community Relations and KMOX Radio

---

Bob Plager joined the St. Louis Blues in their inaugural season in 1967-68 as a player and has served various capacities within the organization. He currently works in the Blues' community relations department and also is an analyst on KMOX during Blues home games and on post-game shows.

Plager became the 16<sup>th</sup> Head Coach in Blues history on May 1, 1992.

Plager also served as the Head Coach for the Rivermen during the 1990-91 season, leading the club to a 58-19-5 record and captured the Turner Cup as the champion of the International Hockey League. During that season, the Rivermen broke 40-plus IHL records and Plager was voted by his peers as the Coach of the Year.

Plager has also served the franchise as Director of Professional Scouting, Vice President and Director of Player Development, a Special Assistant to the General Manager, Assistant to the Director of Hockey Operations, Head Coach for Salt Lake City of the Central Hockey League and was a scout for the Blues handling special assignments.

After the 1977-78 season, Plager retired after playing 14 seasons in the National Hockey League. He was a fierce competitor known best for knocking opponents to the ice with his famous hip check. Plager made his NHL debut with the New York Rangers during the 1964-65 season and was traded to St. Louis on June 6, 1967. Plager currently ranks fifth all-time on the Blues with 615 games played and ranks eighth with 762 penalty minutes. In his 14 year NHL career, he played in 644 games, registered 146 points (20g, 126a) and tallied 800 penalty minutes.

Bob resides in St. Louis and has two children, Melissa and Bobby.



2009-10  
THE PLAYERS





## DAVID BACKES 42

**2008-09:** Named the NHL's Third Star of the Week for the week ending April 5 after leading all NHL goal scorers with five and added one assist ... Turned in one of the top single-game performances by an NHL player during the season, notching four goals, the 6<sup>th</sup> time in Blues history for a player to record four goals in a single game, a +2 rating and a career-high nine shots in a 5-4 victory on April 2 at Detroit ... Scored his 30th goal of the season on April 2 at Detroit, becoming the 5th Blue in history to register 30 goals and 150-plus penalty minutes in a season ... Led the team and tied for 9th in the NHL with 165 penalty minutes and was the only player in the NHL to score 30-plus goals and register 150-plus penalty minutes ... Led the club and ranked 18<sup>th</sup> in the league with 204 hits ... Posted 37 points (20g, 17a) in the last 46 regular season games and 21 points (13g, 8a) in the last 21 regular season games ... Finished 2nd on the team in points (54), goals (31) and shots (208) and ranked 8<sup>th</sup> with 23 assists, all career-highs ... Was one of four Blues to play in all 82 games, a career high ... Recorded 13 multi-point games, 12 2-point games and one 4-point game ... Registered his 300<sup>th</sup> penalty minute on April 12 at Colorado ... Played in his 200<sup>th</sup> NHL game on April 4 at Dallas ... Posted a career-high 20 penalty minutes in a game on Jan. 3 vs. Columbus ... Registered a career-high four-game goal scoring streak from Dec. 13-20 (4 goals). **Playoffs:** Made his playoff debut on April 15 at Vancouver.

**CAREER: 2007-08:** Recorded career highs in all offensive categories, goals (13) assists (18) and points (31) ... Registered a career high while ranking second on the team with 99 penalty minutes ... Ranked first on the team with 240 hits ... Skated in his 100th career NHL game on Feb. 22 at Anaheim ... Tied a career high with 6 shots in a game on March 10 at Calgary ... Posted a career high 17 penalty minutes on March 29 vs. Chicago ... Posted a career high five-game point/assist streak from Jan. 11-Jan. 21, tallying five assists over the span. **2006-07:** Made his NHL debut, while recording an assist on Dec. 19 at Pittsburgh ... Recorded his first career NHL goal on Dec. 21 vs. Los Angeles ... Ranked second on the team with 92 hits ... Registered two multi-goal games ... Played in 31 games with the Peoria Rivermen, collecting 13 points (10g, 3a) along with 47 penalty minutes. **2005-06:** Served as Minnesota State-Mankato's captain for the season ... Tied for first on the Mavericks with a college career high in points (42), ranked first with a career high in assists (29) and finished second with a career high in penalty minutes (91) ... Named to the 2006 Academic All-American First Team ... Selected to the 2005-06 RBK Second All-America Team ... Named to the 2005-06 All-WCHA Second Team ... Named team MVP for the second consecutive year ... Missed only one game in his three-year collegiate career ... Signed by St. Louis on March 15 and was assigned to the Peoria Rivermen ... Played in 12 games, tallying 10 points (5g, 5a) and 10 penalty minutes.

**HOMETOWN:** Minneapolis, Minnesota

**POSITION:** Center **SHOOTS:** Right

**HEIGHT:** 6-3 **WEIGHT:** 225

**BORN:** 5-1-84, Minneapolis, Minnesota

**INTERNATIONAL CAREER:** Represented Team USA for the third consecutive year at the 2009 World Championships, recording five points (one goal, four assists) and a team-leading 33 penalty minutes ... Played in the 2008 World Championships recording one assist and 35 penalty minutes in six games played ... Represented Team USA at the 2007 World Championships, collecting three points (1g, 2a) along with a plus-4 rating.

**COLLEGE CAREER: 2004-05:** Earned Minnesota State-Mankato MVP honors after playing in 38 games with the Mavericks, finishing first on the team in points (40), goals (17), power-play points (21), power-play goals (10), game-winning goals (3) and was second in assists (23) ... Was selected to the All-Western Collegiate Hockey Association Third Team after finishing tied for 15th in the conference in points (40), tied for 13th in goals (17), tied for 18th in assists (23), tied for 14th in power-play points (21) and tied for seventh in power-play goals (10) ... Was named WCHA Offensive Player of the Week for the week of Dec. 13 after recording three points (2g, 1a) in two games against Wisconsin on Dec. 10 and Dec. 11. **2003-04:** Played in his first collegiate season with Minnesota State, appearing in 39 games, recording 37 points (16g, 21a) and 66 penalty minutes ... Finished second on the club in goals, assists, and points and was tied for third with 66 penalty minutes ... Finished fourth in the NCAA among freshmen in points and tied for third in goals and assists ... Ranked second among freshmen in the WCHA in points and goals and finished tied for second in assists and for his efforts was selected to the WCHA All-Rookie Team ... Finished 16th in the WCHA in points and tied for 13th in goals.

**JUNIOR CAREER: 2002-03:** Was selected to the United States Hockey League's First All-Star Team, registering 69 points (28g, 41a) in 57 games ... Was tied for third in the league in points (69), ranked seventh in goals (28) and ranked fourth in assists (41) ... Played in the 2003 USHL All-Star Game. 2001-02: Skated in 30 games, recording 21 points (11g, 10a) with Lincoln along with 54 penalty minutes.

**BACKGROUND:** Put on his first pair of skates at age four ... Hockey idol growing up was Mario Lemieux ... Favorite hockey moment was scoring four goals against Detroit ... Hobbies include fishing and golf ... Favorite reality show is Man vs. Wild ... Ultimate golf foursome would include Albert Einstein, Babe Ruth and Jessica Simpson ... Wife, Kelly ... David and Kelly started "David's Dogs," a program associated with the St. Charles Humane Society to help neglected and abused animals.

**TRANSACTIONS:** June 21, 2003 - St. Louis' second round selection, 62nd overall.

# The Players



## CAREER HIGHLIGHTS:

### MOST GOALS

GAME: 4 – April 2, 2009 at Detroit

### MOST ASSISTS

GAME: 2 – Five Times – Last, March 14, 2009 vs. Detroit

### MOST POINTS

GAME: 4 – April 2, 2009 at Detroit

### MOST PIM

GAME: 20 – Jan. 3, 2009 vs. Columbus

### MOST SHOTS

GAME: 9 – April 2, 2009 at Detroit

CAREER HAT-TRICKS: 1 – April 2, 2009 at Detroit

### CAREER PENALTY SHOTS:

NONE

### FIRST NHL GAME:

Dec. 19, 2006 at Pittsburgh

### FIRST NHL GOAL:

Dec. 21, 2006 vs. Los Angeles

### FIRST GAME AS A BLUE:

Dec. 19, 2006 at Pittsburgh

### FIRST GOAL AS A BLUE:

Dec. 21, 2006 vs. Los Angeles

## VERSUS NHL

| TEAM         | GP         | G         | A         | PTS        | PIM        |
|--------------|------------|-----------|-----------|------------|------------|
| Anaheim      | 9          | 2         | 1         | 3          | 4          |
| Atlanta      | 2          | 1         | 0         | 1          | 0          |
| Boston       | 3          | 1         | 1         | 2          | 4          |
| Buffalo      | 2          | 0         | 0         | 0          | 0          |
| Calgary      | 9          | 3         | 2         | 5          | 8          |
| Carolina     | 3          | 1         | 0         | 1          | 2          |
| Chicago      | 16         | 1         | 2         | 3          | 65         |
| Colorado     | 10         | 2         | 7         | 9          | 8          |
| Columbus     | 17         | 7         | 4         | 11         | 40         |
| Dallas       | 11         | 2         | 4         | 6          | 2          |
| Detroit      | 16         | 4         | 4         | 8          | 20         |
| Edmonton     | 10         | 3         | 2         | 5          | 14         |
| Florida      | 3          | 2         | 1         | 3          | 8          |
| Los Angeles  | 11         | 3         | 4         | 7          | 12         |
| Minnesota    | 12         | 4         | 0         | 4          | 23         |
| Montreal     | 3          | 1         | 0         | 1          | 6          |
| Nashville    | 17         | 3         | 7         | 10         | 8          |
| New Jersey   | 2          | 1         | 1         | 2          | 0          |
| NY Islanders | 2          | 0         | 0         | 0          | 0          |
| NY Rangers   | 2          | 0         | 0         | 0          | 0          |
| Ottawa       | 3          | 0         | 1         | 1          | 4          |
| Philadelphia | 2          | 2         | 0         | 2          | 2          |
| Phoenix      | 10         | 1         | 5         | 6          | 25         |
| Pittsburgh   | 2          | 0         | 2         | 2          | 2          |
| St. Louis    | 0          | 0         | 0         | 0          | 0          |
| San Jose     | 10         | 3         | 1         | 4          | 22         |
| Tampa Bay    | 2          | 1         | 1         | 2          | 2          |
| Toronto      | 3          | 1         | 1         | 2          | 8          |
| Vancouver    | 9          | 3         | 3         | 6          | 6          |
| Washington   | 2          | 2         | 0         | 2          | 6          |
| <b>Total</b> | <b>203</b> | <b>54</b> | <b>54</b> | <b>108</b> | <b>301</b> |

## LONGEST PERSONAL STREAKS:

|               |        |                               |
|---------------|--------|-------------------------------|
| GOALS:        | 4 (1X) | 12/13/2008-12/20/2008 (4G)    |
| ASSISTS:      | 5 (1X) | 01/11/2008-01/21/2008 (5A)    |
| POINTS:       | 5 (1X) | 01/11/2008-01/21/2008 (1G-5A) |
| GAMES PLAYED: | 142    | 11/30/2007-04/12/2009         |

## CAREER STATS:

| Season                  | Club            | League | GP         | REGULAR SEASON |           |            |            | PLAYOFFS |          |          |          |           |
|-------------------------|-----------------|--------|------------|----------------|-----------|------------|------------|----------|----------|----------|----------|-----------|
|                         |                 |        |            | G              | A         | PTS        | PIM        | GP       | G        | A        | PTS      | PIM       |
| 2001-02                 | Lincoln         | USHL   | 30         | 11             | 10        | 21         | 54         | 3        | 0        | 0        | 0        | 2         |
| 2002-03                 | Lincoln         | USHL   | 57         | 28             | 41        | 69         | 126        | —        | —        | —        | —        | —         |
| 2003-04                 | Minnesota State | NCAA   | 39         | 16             | 21        | 37         | 66         | —        | —        | —        | —        | —         |
| 2004-05                 | Minnesota State | NCAA   | 38         | 17             | 23        | 40         | 55         | —        | —        | —        | —        | —         |
| 2005-06                 | Minnesota State | NCAA   | 38         | 13             | 29        | 42         | 91         | —        | —        | —        | —        | —         |
|                         | Peoria          | AHL    | 12         | 5              | 5         | 10         | 10         | 3        | 1        | 1        | 2        | 8         |
| 2006-07                 | St. Louis       | NHL    | 49         | 10             | 13        | 23         | 37         | —        | —        | —        | —        | —         |
|                         | Peoria          | AHL    | 31         | 10             | 3         | 13         | 47         | —        | —        | —        | —        | —         |
|                         | United States   | WC     | 7          | 1              | 2         | 3          | 6          | —        | —        | —        | —        | —         |
| 2007-08                 | St. Louis       | NHL    | 72         | 13             | 18        | 31         | 99         | —        | —        | —        | —        | —         |
|                         | United States   | WC     | 6          | 0              | 1         | 1          | 35         | —        | —        | —        | —        | —         |
| 2008-09                 | St. Louis       | NHL    | 82         | 31             | 23        | 54         | 165        | 4        | 1        | 2        | 3        | 10        |
|                         | United States   | WC     | 9          | 1              | 4         | 5          | 33         | —        | —        | —        | —        | —         |
| <b>NHL TOTALS</b>       |                 |        | <b>203</b> | <b>54</b>      | <b>54</b> | <b>108</b> | <b>301</b> | <b>4</b> | <b>1</b> | <b>2</b> | <b>3</b> | <b>10</b> |
| <b>ST. LOUIS TOTALS</b> |                 |        | <b>203</b> | <b>54</b>      | <b>54</b> | <b>108</b> | <b>301</b> | <b>4</b> | <b>1</b> | <b>2</b> | <b>3</b> | <b>10</b> |



**PATRIK BERGLUND** 21

**2008-09:** Was named to the NHL's All-Rookie Team ... Scored his 20th goal of the season on March 28 vs. Columbus, making him the 10th Blues rookie in franchise history to score 20-or-more goals ... Scored the game's only two goals, a career-high in a 2-0 win on March 24 vs. Los Angeles and his first career game-winning goal ... Led the team with a plus-19 rating ... Was second among all NHL rookies with 22 power play points (7g, 15a), ranked first with 15 power play assists, ranked 2nd in the plus/minus category (+19), 5th in power play goals (7), 4th in points (47), tied for 5th with 21 goals and tied for 4th with 26 assists ... Ranked 4th on the team in goals (21), 5th with 26 assists, 5<sup>th</sup> with 47 points and 2nd with 22 power play points (7g, 15a) ... Posted a plus-or-even game in 66 of the 76 games he played in ... Recorded points in 34 of his 76 games ... Registered 12 multi-point games this season, 10 two-point games and 2-three-point game ... Notched three consecutive two-point games (1g, 1a) from Dec. 5-8 ... Posted a career-high five-game point streak from Nov. 1-12, collecting seven points (4g, 3a) over-the-span ... Scored the Blues' 10,000th franchise goal on Nov. 1 vs. Pittsburgh ... Played in the NHL YoungStars game ... Tallied his first career NHL goal on Oct. 13 at Toronto ... Made his NHL debut on Oct. 10 vs. Nashville, notching an assist. **Playoffs:** Made his playoff debut on April 15 at Vancouver.

**CAREER: 2007-08:** Played in his third full season with Vasteras in Sweden, skating in 36 games, registering 45 points (21g, 24a) along with 18 penalty minutes ... Led the club in goals (21) and points (45). **2006-07:** Played in 35 games for Vasteras and led the team in all offensive categories, goals (21), assists (27) and points (48).

**HOMETOWN:** Vasteras, Sweden

**POSITION:** Center **SHOOTS:** Left

**HEIGHT:** 6-4 **WEIGHT:** 215

**BORN:** 6-2-88, Vasteras, Sweden

**2005-06:** Appeared in 27 games for Vasteras of the Swedish Junior League, collecting 29 points (17g, 12a) along with 38 penalty minutes ... Played in 21 matches with Vasteras of the Swedish IK League, notching four points (3g, 1a) along with four penalty minutes.

**INTERNATIONAL CAREER:**

Helped Sweden win a bronze medal at the 2009 World Championship ... Played six games for Sweden at the 2008 World Junior Championship, capturing a silver medal and was named to the 2008 World Junior All-Star Team ... Skated in seven games for Sweden at the 2007 World Junior Championship, registering three points (1g, 2a) ... Appeared in six games with Team Sweden at the 2006 World Under-18 Championships, collecting five points (4g, 1a) along with a pair of penalty minutes.

**BACKGROUND:** Nickname is "Bergie" ... Put on his first pair of skates at age 5 ... Hockey hero growing up was Peter Forsberg ... Besides hockey, likes watching movies and playing tennis ... Is a big fan of the NFL ... Enjoys watching t.v. and being with friends in his spare time ... His ultimate golf foursome would include Megan Fox, Rihanna and T.J. Oshie.

**TRANSACTIONS:** June 24, 2006 - St. Louis' first round selection, 25<sup>th</sup> overall, in the 2006 Entry Draft.

# The Players



## CAREER HIGHLIGHTS:

### MOST GOALS

GAME: 2 – March 24, 2009 vs. Los Angeles

### MOST ASSISTS

GAME: 3 – Feb. 10, 2009 vs. Vancouver

### MOST POINTS

GAME: 3 – Twice – Last, March 29, 2009 at Columbus

### MOST PIM

GAME: 4 – Jan. 11, 2009 at Edmonton

### MOST SHOTS

GAME: 5 – Twice – Last, Feb. 2, 2009 at Detroit

### CAREER PENALTY SHOTS:

NONE

### FIRST NHL GAME:

Oct. 10, 2008 vs. Nashville

### FIRST NHL GOAL:

Oct. 13, 2008 at Toronto

### FIRST GAME AS A BLUE:

Oct. 10, 2008 vs. Nashville

### FIRST GOAL AS A BLUE:

Oct. 13, 2008 at Toronto

## VERSUS NHL

| TEAM         | GP        | G         | A         | PTS       | PIM       |
|--------------|-----------|-----------|-----------|-----------|-----------|
| Anaheim      | 3         | 1         | 3         | 4         | 0         |
| Atlanta      | 1         | 0         | 1         | 1         | 0         |
| Boston       | 2         | 0         | 1         | 1         | 0         |
| Buffalo      | 1         | 1         | 1         | 2         | 0         |
| Calgary      | 4         | 2         | 1         | 3         | 2         |
| Carolina     | 2         | 0         | 0         | 0         | 2         |
| Chicago      | 5         | 0         | 1         | 1         | 0         |
| Colorado     | 3         | 1         | 0         | 1         | 0         |
| Columbus     | 6         | 2         | 2         | 4         | 2         |
| Dallas       | 4         | 1         | 1         | 2         | 0         |
| Detroit      | 6         | 2         | 0         | 2         | 2         |
| Edmonton     | 4         | 1         | 0         | 1         | 4         |
| Florida      | 2         | 0         | 1         | 1         | 0         |
| Los Angeles  | 4         | 3         | 0         | 3         | 0         |
| Minnesota    | 3         | 1         | 1         | 2         | 0         |
| Montreal     | 1         | 0         | 0         | 0         | 0         |
| Nashville    | 5         | 1         | 2         | 3         | 0         |
| New Jersey   | 1         | 0         | 0         | 0         | 2         |
| NY Islanders | 1         | 0         | 0         | 0         | 0         |
| NY Rangers   | 1         | 0         | 0         | 0         | 0         |
| Ottawa       | 1         | 0         | 0         | 0         | 0         |
| Philadelphia | 1         | 1         | 0         | 1         | 0         |
| Phoenix      | 4         | 1         | 2         | 3         | 0         |
| Pittsburgh   | 1         | 1         | 0         | 1         | 0         |
| St. Louis    | 0         | 0         | 0         | 0         | 0         |
| San Jose     | 3         | 0         | 3         | 3         | 0         |
| Tampa Bay    | 1         | 0         | 0         | 0         | 2         |
| Toronto      | 1         | 1         | 1         | 2         | 0         |
| Vancouver    | 4         | 1         | 5         | 6         | 0         |
| Washington   | 1         | 0         | 0         | 0         | 0         |
| <b>Total</b> | <b>76</b> | <b>21</b> | <b>26</b> | <b>47</b> | <b>16</b> |

## LONGEST PERSONAL STREAKS:

|               |        |                               |
|---------------|--------|-------------------------------|
| GOALS:        | 3 (1X) | 12/05/2008-12/08/2008 (3G)    |
| ASSISTS:      | 4 (1X) | 12/05/2008-12/10/2008 (4A)    |
| POINTS:       | 4 (1X) | 12/05/2008-12/10/2008 (3G-4A) |
| GAMES PLAYED: | 46     | 11/29/2008-03/10/2009         |

## CAREER STATS:

| Season                  | Club      | League  | REGULAR SEASON |           |           |           |           | PLAYOFFS |          |          |          |          |
|-------------------------|-----------|---------|----------------|-----------|-----------|-----------|-----------|----------|----------|----------|----------|----------|
|                         |           |         | GP             | G         | A         | PTS       | PIM       | GP       | G        | A        | PTS      | PIM      |
| 2005-06                 | Vasteras  | SWE Jr. | 27             | 17        | 12        | 29        | 38        | —        | —        | —        | —        | —        |
|                         | Vasteras  | SWE 1   | 21             | 3         | 1         | 4         | 4         | —        | —        | —        | —        |          |
|                         | Sweden    | U-18 WC | 6              | 4         | 1         | 5         | 2         | —        | —        | —        | —        |          |
| 2006-07                 | Vasteras  | SWE 1   | 35             | 21        | 27        | 48        | 30        | —        | —        | —        | —        |          |
|                         | Sweden    | WJC     | 7              | 1         | 2         | 3         | 0         | —        | —        | —        | —        |          |
| 2007-08                 | Vasteras  | SWE 1   | 36             | 21        | 24        | 45        | 18        | —        | —        | —        | —        |          |
|                         | Sweden    | WJC     | 6              | 3         | 4         | 7         | 14        | —        | —        | —        | —        |          |
| 2008-09                 | St. Louis | NHL     | 76             | 21        | 26        | 47        | 16        | 4        | 0        | 0        | 0        | 2        |
|                         | Sweden    | WC      | 7              | 0         | 1         | 1         | 0         | —        | —        | —        | —        |          |
| <b>NHL TOTALS</b>       |           |         | <b>76</b>      | <b>21</b> | <b>26</b> | <b>47</b> | <b>16</b> | <b>4</b> | <b>0</b> | <b>0</b> | <b>0</b> | <b>2</b> |
| <b>ST. LOUIS TOTALS</b> |           |         | <b>76</b>      | <b>21</b> | <b>26</b> | <b>47</b> | <b>16</b> | <b>4</b> | <b>0</b> | <b>0</b> | <b>0</b> | <b>2</b> |



## BRAD BOYES 22

**2008-09:** Finished the season with a career-high 72 points (33g, 39a) ... Collected a career-high four points (2g, 2a) on April 4 at Dallas ... Posted a career-high 8 shots on March 26 vs. Vancouver ... Tallied 22 points in the last 21 regular season games (8g, 14a) and 34 points (12g, 22a) in the last 34 games ... Played in his 300th NHL game on Feb. 12 at Nashville ... Was a part of 35 of the Blues' 72 power play goals. Tied for 11th in the NHL with 35 power play points (16g, 19a) and tied for 5th in the NHL with 16 power play goals ... Notched 33 goals through 82 games ... His game-winning goal on April 12 at Colorado was his 11th game-winning goal of the season and finished 2nd in the NHL ... Ranked first on the team in goals (33), assists (39), points (72), power play goals (16), game-winning goals (11) and shots (220) ... Registered points in 46 of his 82 games ... Notched 21 multi-point games, 17 two-point games, 3 three-point games and 1 four-point game ... Played in his second consecutive 82 game season and was one of four Blues to play in all 82 games ... Registered his 100th career penalty minute on Feb. 5 vs. Edmonton ... Recorded his 100th career goal on Dec. 8 vs. Nashville ... Tallied his 100th point as a Blue on Dec. 6 vs. Phoenix ... Recorded his 200th career point on Nov. 30 at Atlanta ... Tallied his 100th career NHL assist on Nov. 8 at Los Angeles. **Playoffs:** Made his playoff debut on April 15 at Vancouver and recorded his first postseason goal.

**CAREER: 2007-08:** Finished tied for fifth in the NHL with a career high 43 goals ... Was tied for third in the league with nine game-winning goals ... Ranked second in the NHL with a 20.8 shooting percentage ... Was tied for first on the team with 65 points (43g, 22a) ... Played in his 200th career NHL game on Dec. 29 at Dallas. **2006-07:** Ranked second on the team with 17 goals ... Ranked third on the team with 29 assists ... Ranked first on the team with 182 shots ... Was acquired by St. Louis from Boston on Feb. 27 ... Made his Blues debut on March 1 at NY Islanders ... Recorded his first goal as a Blue on March 3 at NY Rangers ... Tied a career high with three assists in a game on March 12 at Calgary ... Spent the majority of the season with Boston ... Played in his 100th career NHL game on Nov. 18 vs. Washington ... Registered his 100th NHL point on Feb. 23 at Tampa Bay. **2005-06:** Ranked third overall among league rookies in assists and points and earned NHL All-Rookie Team honors ... Was one of two Bruins to play in all 82 games ... Had 15 multiple-point games, including six three-point efforts and his first NHL hat trick scored on March 18 vs. Carolina ... Had an eight-game point streak from Jan. 19-Feb. 2, collecting 13 points (5g, 8a) over the span ... Had a seven-game point streak from March 11-21, registering 10 points (6g, 4a) ... Had a six-game point streak from Feb. 2-March 2, notching eight points (1g, 7a) ... Scored his first career NHL goal and point on Oct. 8 at Pittsburgh ... Recorded his first NHL assist on Oct. 10 at Tampa Bay.

**2004-05:** Spent the season with the Providence Bruins of the American Hockey League, finishing second on the team with 75 points (33g, 42a) ... Was the only Providence player to play in

**HOMETOWN:** Mississauga, Ontario

**POSITION:** Right Wing **SHOOTS:** Right

**HEIGHT:** 6-0 **WEIGHT:** 200

**BORN:** 4-17-82, Mississauga, Ontario

every game ... Led the team with eight playoff goals in 16 games and helped lead Providence to the Eastern Conference Finals ... Registered four game-winning playoff goals.

**2003-04:** Spent the majority of the season with San Jose's AHL affiliate, the Cleveland Barons and recorded 60 points (25g, 35a) in 61 games with the club ... Made his NHL debut with San Jose on March 7 at Dallas ... Acquired by Boston from San Jose on March 9 and completed the season with Providence ... Finished sixth overall in the AHL scoring race with 72 points (31g, 41a) and captured AHL Second All-Star Team honors. **2002-03:** Split his first pro season between St. John's and Cleveland of the AHL and registered 64 points (30g, 34a) in 80 games ... Earned AHL All-Rookie Team honors as he finished second among AHL rookies in goals and points.

**JUNIOR CAREER:** Played four seasons of junior hockey with Erie of the Ontario Hockey League, tallying 309 points (141g, 168a) along with 152 penalty minutes in 233 games ... Twice led Erie in goals and points, was named the OHL's Most Outstanding Player in 2000-01, was twice named the OHL's Most Sportsmanlike Player and was an OHL First Team and OHL Second Team All-Star in 2001-02 ... Helped lead Erie to an OHL championship in 2001-02 and won the OHL's Wayne Gretzky 99 Award as the playoff MVP ... Was an OHL Second Team All-Star in 2000-01 ... Captured Scholastic Player of the Year honors in both the OHL and CHL in 1999-2000.

**INTERNATIONAL CAREER:** Represented Canada in the 2006 World Championship ... Played for Team Canada in two World Junior Championships, capturing a silver medal in 2002 and a bronze medal in 2001.

**BACKGROUND:** Nickname is "Boysie" ... Hobbies included football and slowpitch ... His ultimate golf foursome would be Wayne Gretzky, Mike Myers and Muhammad Ali ... Favorite TV shows are Seinfeld and Entourage ... Put on his first pair of skates at age three ... Hockey idol growing up was Wayne Gretzky ... Favorite band is Metallica ... Favorite hockey moment was winning the junior title with the Erie Otters.

**TRANSACTIONS:** Feb. 27, 2007 - Traded to St. Louis from Boston in exchange for Dennis Wideman ... March 9, 2004 - Traded to Boston by San Jose with Andy Delmore in exchange for Jeff Jillson ... March 5, 2003 - Traded to San Jose by Toronto with Alyn McCauley and a 2003 first round draft choice (later traded to Boston; Boston selected Mark Stuart) for Owen Nolan ... June 24, 2000 - Toronto's first round selection, 24th overall in the 2000 NHL Entry Draft.

# The Players



## CAREER HIGHLIGHTS:

### MOST GOALS

GAME: 3 – March 18, 2006 vs. Carolina

### MOST ASSISTS

GAME: 3 – Three Times – Last, Dec. 6, 2008 vs. Phoenix

### MOST POINTS

GAME: 4 – April 4, 2009 at Dallas

### MOST PIM

GAME: 5 – Feb. 1, 2007 vs. Buffalo

### MOST SHOTS

GAME: 8 – March 26, 2009 vs. Vancouver

### CAREER PENALTY SHOTS: None

FIRST NHL GAME: March 7, 2004 at Dallas

FIRST NHL GOAL: Oct. 8, 2005 at Pittsburgh

FIRST GAME AS A BLUE: March 1, 2007 at NY Islanders

FIRST GOAL AS A BLUE: March 3, 2007 at NY Rangers

## VERSUS NHL

| TEAM         | GP         | G          | A          | PTS        | PIM        |
|--------------|------------|------------|------------|------------|------------|
| Anaheim      | 10         | 4          | 1          | 5          | 4          |
| Atlanta      | 9          | 3          | 7          | 10         | 0          |
| Boston       | 3          | 1          | 0          | 1          | 0          |
| Buffalo      | 17         | 3          | 8          | 11         | 13         |
| Calgary      | 12         | 7          | 7          | 14         | 6          |
| Carolina     | 11         | 6          | 3          | 9          | 0          |
| Chicago      | 15         | 3          | 8          | 11         | 2          |
| Colorado     | 9          | 4          | 5          | 9          | 2          |
| Columbus     | 17         | 9          | 6          | 15         | 6          |
| Dallas       | 12         | 6          | 7          | 13         | 8          |
| Detroit      | 15         | 5          | 7          | 12         | 2          |
| Edmonton     | 12         | 7          | 6          | 13         | 4          |
| Florida      | 11         | 8          | 3          | 11         | 2          |
| Los Angeles  | 9          | 1          | 2          | 3          | 4          |
| Minnesota    | 11         | 4          | 4          | 8          | 2          |
| Montreal     | 15         | 2          | 7          | 9          | 10         |
| Nashville    | 16         | 8          | 4          | 12         | 2          |
| New Jersey   | 7          | 2          | 3          | 5          | 4          |
| NY Islanders | 10         | 2          | 1          | 3          | 0          |
| NY Rangers   | 8          | 4          | 1          | 5          | 2          |
| Ottawa       | 17         | 5          | 6          | 11         | 4          |
| Philadelphia | 7          | 0          | 5          | 5          | 4          |
| Phoenix      | 10         | 2          | 4          | 6          | 8          |
| Pittsburgh   | 7          | 1          | 3          | 4          | 0          |
| St. Louis    | 1          | 0          | 1          | 1          | 0          |
| San Jose     | 9          | 2          | 1          | 3          | 8          |
| Tampa Bay    | 10         | 6          | 9          | 15         | 0          |
| Toronto      | 18         | 4          | 9          | 13         | 6          |
| Vancouver    | 11         | 6          | 4          | 10         | 2          |
| Washington   | 9          | 4          | 1          | 5          | 2          |
| <b>Total</b> | <b>328</b> | <b>119</b> | <b>133</b> | <b>252</b> | <b>107</b> |

## LONGEST PERSONAL STREAKS:

|               |        |                               |
|---------------|--------|-------------------------------|
| GOALS:        | 6 (1X) | 04/05/2008-10/16/2008 (6G)    |
| ASSISTS:      | 5 (1X) | 02/08/2006-03/02/2006 (7A)    |
| POINTS:       | 8 (2X) | 04/05/2008-10/16/2008 (7G-4A) |
| GAMES PLAYED: | 183    | 03/01/2007-04/12/2009         |

## CAREER STATS

| Season                  | Club       | League | REGULAR SEASON |            |            | PLAYOFFS   |            |          |          |          |          |          |
|-------------------------|------------|--------|----------------|------------|------------|------------|------------|----------|----------|----------|----------|----------|
|                         |            |        | GP             | G          | A          | PTS        | PIM        | GP       | G        | A        | PTS      | PIM      |
| 1998-99                 | Erie       | OHL    | 59             | 24         | 36         | 60         | 30         | 5        | 1        | 2        | 3        | 10       |
| 1999-2000               | Erie       | OHL    | 68             | 36         | 46         | 82         | 38         | 13       | 6        | 8        | 14       | 10       |
| 2000-01                 | Erie       | OHL    | 59             | 45         | 45         | 90         | 42         | 15       | 10       | 13       | 23       | 8        |
|                         | Canada     | WJC    | 7              | 1          | 3          | 4          | 2          | --       | --       | --       | --       | --       |
| 2001-02                 | Erie       | OHL    | 47             | 36         | 41         | 77         | 42         | 21       | 22       | 19       | 41       | 27       |
|                         | Canada     | WJC    | 7              | 5          | 4          | 9          | 16         | --       | --       | --       | --       | --       |
| 2002-03                 | St. John's | AHL    | 65             | 23         | 28         | 51         | 45         | --       | --       | --       | --       | --       |
|                         | Cleveland  | AHL    | 15             | 7          | 6          | 13         | 21         | --       | --       | --       | --       | --       |
| 2003-04                 | San Jose   | NHL    | 1              | 0          | 0          | 0          | 2          | --       | --       | --       | --       | --       |
|                         | Cleveland  | AHL    | 61             | 25         | 35         | 60         | 38         | --       | --       | --       | --       | --       |
|                         | Providence | AHL    | 17             | 6          | 6          | 12         | 13         | 2        | 1        | 0        | 1        | 0        |
| 2004-05                 | Providence | AHL    | 80             | 33         | 42         | 75         | 58         | 16       | 8        | 7        | 15       | 23       |
| 2005-06                 | Boston     | NHL    | 82             | 26         | 43         | 69         | 28         | --       | --       | --       | --       | --       |
| 2006-07                 | Boston     | NHL    | 62             | 13         | 21         | 34         | 25         | --       | --       | --       | --       | --       |
|                         | St. Louis  | NHL    | 19             | 4          | 8          | 12         | 4          | --       | --       | --       | --       | --       |
| 2007-08                 | St. Louis  | NHL    | 82             | 43         | 22         | 65         | 20         | --       | --       | --       | --       | --       |
| 2008-09                 | St. Louis  | NHL    | 82             | 33         | 39         | 72         | 26         | 4        | 2        | 1        | 3        | 0        |
| <b>NHL TOTALS</b>       |            |        | <b>328</b>     | <b>119</b> | <b>133</b> | <b>252</b> | <b>107</b> | <b>4</b> | <b>2</b> | <b>1</b> | <b>3</b> | <b>0</b> |
| <b>ST. LOUIS TOTALS</b> |            |        | <b>183</b>     | <b>80</b>  | <b>69</b>  | <b>149</b> | <b>50</b>  | <b>4</b> | <b>2</b> | <b>1</b> | <b>3</b> | <b>0</b> |



# ERIC BREWER 4

**2007-08:** Led the Blues with an average ice time of 25:07 ... Posted at least one blocked shot in 25 of 28 games this season ... Appeared in his 200th game as a Blue on Oct. 30 vs. Carolina ... Skated in his 600th career NHL game on Oct. 18 vs. Chicago ... Scored his first goal of the season on Oct. 16 vs. Dallas ... Missed the majority of the season due to an upper body injury.

**CAREER: 2007-08:** Was named the 19th Captain in Blues history on Feb. 8, 2008 ... Ranked first on the team averaging 24:37 of ice-time per game ... Was tied for fourth on the team with 91 penalty minutes ... Posted a career-high 4 points (0g, 4a) on Feb. 17 vs. Columbus ... Recorded his 200th career penalty minute as a Blue on March 23 at Chicago. **2006-07:** Tied a career high with 29 points (6g, 23a) while setting a career-high with 23 assists ... Was one of four Blues to play in 82 games ... Ranked first on the team, averaging 24:31 minutes per game ... Ranked first on the team with 166 blocked shots ... Set a career high with 69 penalty minutes. Tallied his 100th career NHL assist, while skating in his 500th career NHL game on March 1 at NY Islanders ... Posted a career high three-point game (1g, 2a) on Jan. 16 at Anaheim. **2005-06:** Made his Blues debut on Oct. 5, at Detroit, notching his first goal as a Blue ... Appeared in 32 games, collecting nine points (6g, 3a) along with 45 penalty minutes ... Underwent season ending shoulder surgery on Jan. 26 ... Collected his 300th career NHL penalty minute on Dec. 28 at Chicago ... Tied a career high with 15 penalty minutes on Nov. 9 at Columbus ... Missed 50 games due to injury. **2004-05:** Did not play **2003-04:** Tallied 25 points (7g, 18a) along with 67 penalty minutes, in 77 games with the Oilers ... Ranked 14th in the NHL and led Edmonton, averaging 24:39 minutes of ice time ... Was tied for fourth on Edmonton with 10 power play points (3g, 7a) ... Registered six multiple point games, all two-point games ... Posted a three-game scoring streak from March 12-16, notching four assists ... Scored the overtime game-winner on Feb. 21 vs. Vancouver. Recorded his 100th career NHL point on Jan. 29 vs. Chicago ... Registered his 200th career NHL PIM on Oct. 16 vs. Buffalo ... Played in his 400th career NHL game on March 26 vs. Los Angeles. **2002-03:** Ranked first among Oilers defensemen and was 10th on the team with 29 points (8g, 21a) ... Posted career highs in all offensive categories ... Appeared in his first career NHL All-Star Game for the Western Conference on Feb. 2 at Florida. 2001-02: Notched 25 points (7g, 18a) in 81 games for Edmonton ... Ranked second on Edmonton, averaging 23:55 minutes of ice time ... Ranked second on the team in hits, finished third on the team in blocked shots and was fifth on the team in shots on goal. **2000-01:** Tallied 21 points (7g, 14a) along with 53 penalty minutes in 77 games played ... Was tied for first on the Oilers, posting a plus-15 rating ... Ranked second on the team with 162 hits and was fifth with 91 blocked shots. **1999-2000:** Split the season with the New York Islanders and the Lowell Lock Monsters of the AHL ... Registered a pair of assists in 26 games

**HOMETOWN:** Vancouver, British Columbia

**POSITION:** Defenseman **SHOOTS:** Left

**HEIGHT:** 6-3 **WEIGHT:** 220

**BORN:** 4-17-79, Vernon, British Columbia

with the Islanders ... Notched four points (2g, 2a) in 25 matches with Lowell ... **1998-99:** Made his NHL debut with the New York Islanders on Oct. 10 vs. Pittsburgh ... Tallied 11 points (5g, 6a) along with 32 penalty minutes, skating in 63 games ... Averaged 15:30 minutes of ice time per game.

**JUNIOR CAREER:** Played three seasons for the Prince George Cougars of the Western Hockey League (1995-98), amassing 76 points (14g, 62a) along with 151 penalty minutes in 168 games played ... Was the Cougars assistant captain in 1997-98 ... Was the assistant captain of the Canadian National Junior Team in 1998 ... Selected to play in the WHL All-Star Game in 1997-98 ... Was named to the Western Division Second All-Star Team in 1997-98 ... Was named as the Cougars All-Scholastic Player in 1996-97 and Cougars Rookie of the Year in 1995-96.

**INTERNATIONAL CAREER:** Won his third gold medal at the 2007 World Championships, representing Team Canada, tallying four points (1g, 3a) in nine games ... Captured the Gold Medal for Team Canada at the 2004 World Cup of Hockey, scoring four points (1g, 3a) ... Represented Team Canada at the 2004 World Championships for the third consecutive season helping Team Canada win its second consecutive gold medal ... Scored two points (1g, 1a) along with six penalty minutes while posing a plus-four in the nine games played ... Appeared in his second consecutive World Championships IN 2003 in Helsinki, scoring three points (1g, 2a) along with eight penalty minutes in nine games played leading Canada to the Gold Medal ... Won the gold medal with Team Canada at 2002 Winter Olympics in Salt Lake City ... Notched a pair of goals, including a game-winner, while posting an even rating in six games played ... Made his first appearance for Team Canada at the 2002 World Championships in Sweden, where he was tied for the team scoring lead with five points (2g, 3a) seven games.

**BACKGROUND:** Lists winning the gold medal for Team Canada at the 2002 Winter Olympic Games in Salt Lake City as his greatest hockey moment ... Is involved with the Kidsmart ... Enjoys skiing, golf and tennis ... Favorite TV channel is National Geographic ... Eric, his wife, Rebecca and daughter Reese, make their offseason home in Vancouver, British Columbia.

**TRANSACTIONS:** August 2, 2005 - Traded to St. Louis from Edmonton along with defenseman Doug Lynch and Jeff Woywitka in exchange for defenseman Chris Pronger ... June 24, 2000 - Traded to Edmonton by NY Islanders along with Josh Green and NY Islanders second choice (Brad Winchester) in 2000 Entry Draft in exchange for Roman Hamrlik ... June 21, 1997 - NY Islanders second choice, fifth overall.

# The Players



## CAREER HIGHLIGHTS:

### MOST GOALS

GAME: 2 – March 7, 2004 at Chicago

### MOST ASSISTS

GAME: 4 – Feb. 17, 2008 vs. Columbus

### MOST POINTS

GAME: 4 – Feb. 17, 2008 vs. Columbus

### MOST PIM

GAME: 15 – Twice – Last, Nov. 9, 2005 at Columbus

### MOST SHOTS

GAME: 8 – Feb. 20, 2007 vs. Columbus

### CAREER PENALTY SHOTS:

None

### FIRST NHL GAME:

Oct. 10, 1998 vs. Pittsburgh

### FIRST NHL GOAL:

Nov. 5, 1998 vs. Carolina

### FIRST GAME AS A BLUE:

Oct. 5, 2005 at Detroit

### FIRST GAME AS A BLUE:

Oct. 5, 2005 at Detroit

## VERSUS NHL

| TEAM         | GP         | G         | A          | PTS        | PIM        |
|--------------|------------|-----------|------------|------------|------------|
| Anaheim      | 32         | 5         | 5          | 10         | 45         |
| Atlanta      | 9          | 1         | 3          | 4          | 19         |
| Boston       | 13         | 0         | 2          | 2          | 10         |
| Buffalo      | 12         | 1         | 3          | 4          | 4          |
| Calgary      | 31         | 3         | 8          | 11         | 34         |
| Carolina     | 11         | 2         | 0          | 2          | 4          |
| Chicago      | 38         | 3         | 4          | 7          | 26         |
| Colorado     | 31         | 1         | 11         | 12         | 18         |
| Columbus     | 34         | 3         | 11         | 14         | 41         |
| Dallas       | 28         | 4         | 6          | 10         | 10         |
| Detroit      | 38         | 3         | 4          | 7          | 24         |
| Edmonton     | 12         | 1         | 3          | 4          | 10         |
| Florida      | 13         | 1         | 4          | 5          | 6          |
| Los Angeles  | 28         | 4         | 2          | 6          | 21         |
| Minnesota    | 31         | 1         | 8          | 9          | 22         |
| Montreal     | 15         | 1         | 4          | 5          | 12         |
| Nashville    | 40         | 2         | 9          | 11         | 19         |
| New Jersey   | 9          | 0         | 3          | 3          | 8          |
| NY Islanders | 7          | 0         | 1          | 1          | 4          |
| NY Rangers   | 11         | 1         | 0          | 1          | 6          |
| Ottawa       | 14         | 0         | 3          | 3          | 10         |
| Philadelphia | 14         | 0         | 1          | 1          | 4          |
| Phoenix      | 28         | 3         | 7          | 10         | 26         |
| Pittsburgh   | 9          | 0         | 0          | 0          | 10         |
| St. Louis    | 19         | 1         | 3          | 4          | 18         |
| San Jose     | 28         | 1         | 6          | 7          | 24         |
| Tampa Bay    | 9          | 1         | 4          | 5          | 4          |
| Toronto      | 18         | 1         | 3          | 4          | 7          |
| Vancouver    | 31         | 3         | 12         | 15         | 30         |
| Washington   | 10         | 1         | 1          | 2          | 15         |
| <b>Total</b> | <b>623</b> | <b>48</b> | <b>131</b> | <b>179</b> | <b>491</b> |

## LONGEST PERSONAL STREAKS:

|                      |        |                               |
|----------------------|--------|-------------------------------|
| <b>GOALS:</b>        | 2 (3X) | 10/19/2005-10/20/2005 (2G)    |
| <b>ASSISTS:</b>      | 3 (5X) | 03/06/2007-03/10/2007 (3A)    |
| <b>POINTS:</b>       | 3 (8X) | 03/06/2007-03/10/2007 (1G-3A) |
| <b>GAMES PLAYED:</b> | 125    | 10/25/2000-01/21/2002         |

## CAREER STATS

| Season                  | Club          | League    | REGULAR SEASON |           |            |            |            | PLAYOFFS  |          |          |           |          |
|-------------------------|---------------|-----------|----------------|-----------|------------|------------|------------|-----------|----------|----------|-----------|----------|
|                         |               |           | GP             | G         | A          | PTS        | PIM        | GP        | G        | A        | PTS       | PIM      |
| 1995-96                 | Prince George | WHL       | 63             | 4         | 10         | 14         | 25         | —         | —        | —        | —         | —        |
| 1996-97                 | Prince George | WHL       | 71             | 5         | 24         | 29         | 81         | 15        | 2        | 4        | 6         | 16       |
| 1997-98                 | Prince George | WHL       | 34             | 5         | 28         | 33         | 45         | 11        | 4        | 2        | 6         | 19       |
| 1998-99                 | NY Islanders  | NHL       | 63             | 5         | 6          | 11         | 32         | —         | —        | —        | —         | —        |
| 1999-2000               | NY Islanders  | NHL       | 26             | 0         | 2          | 2          | 20         | —         | —        | —        | —         | —        |
|                         | Lowell        | AHL       | 25             | 2         | 2          | 4          | 26         | 7         | 0        | 0        | 0         | 0        |
| 2000-01                 | Edmonton      | NHL       | 77             | 7         | 14         | 21         | 53         | 6         | 1        | 5        | 6         | 2        |
| 2001-02                 | Edmonton      | NHL       | 81             | 7         | 18         | 25         | 45         | —         | —        | —        | —         | —        |
|                         | Canada        | Olympics  | 6              | 2         | 0          | 2          | 0          | —         | —        | —        | —         | —        |
|                         | Canada        | WC        | 7              | 2         | 3          | 5          | 4          | —         | —        | —        | —         | —        |
| 2002-03                 | Edmonton      | NHL       | 80             | 8         | 21         | 29         | 45         | 6         | 1        | 3        | 4         | 6        |
|                         | Canada        | WC        | 9              | 1         | 2          | 3          | 8          | —         | —        | —        | —         | —        |
| 2003-04                 | Edmonton      | NHL       | 77             | 7         | 18         | 25         | 67         | —         | —        | —        | —         | —        |
|                         | Canada        | World Cup | 6              | 1         | 3          | 4          | 4          | —         | —        | —        | —         | —        |
|                         | Canada        | WC        | 9              | 1         | 1          | 2          | 6          | —         | —        | —        | —         | —        |
| 2004-05                 |               |           |                |           |            |            |            |           |          |          |           |          |
|                         |               |           |                |           |            |            |            |           |          |          |           |          |
|                         |               |           |                |           |            |            |            |           |          |          |           |          |
|                         |               |           |                |           |            |            |            |           |          |          |           |          |
| 2005-06                 | St. Louis     | NHL       | 32             | 6         | 3          | 9          | 45         | —         | —        | —        | —         | —        |
| 2006-07                 | St. Louis     | NHL       | 82             | 6         | 23         | 29         | 69         | —         | —        | —        | —         | —        |
|                         | Canada        | WC        | 9              | 1         | 3          | 4          | 6          | —         | —        | —        | —         | —        |
| 2007-08                 | St. Louis     | NHL       | 77             | 1         | 21         | 22         | 91         | —         | —        | —        | —         | —        |
| 2008-09                 | St. Louis     | NHL       | 28             | 1         | 5          | 6          | 24         | —         | —        | —        | —         | —        |
| <b>NHL TOTALS</b>       |               |           | <b>623</b>     | <b>48</b> | <b>131</b> | <b>179</b> | <b>491</b> | <b>12</b> | <b>2</b> | <b>8</b> | <b>10</b> | <b>8</b> |
| <b>ST. LOUIS TOTALS</b> |               |           | <b>219</b>     | <b>14</b> | <b>52</b>  | <b>66</b>  | <b>229</b> | —         | —        | —        | —         | —        |



**CARLO COLAIACOVO 28**

**2008-09:** Played in a career-high 73 games and notched career highs in assists (27), points (30) and penalty minutes (35) ... Registered a four-game power play assist streak from Jan. 15-Jan. 21, marking a career-high assist streak and tying a career-high point streak ... Recorded 20 of his 27 assists on the power play ... Led all Blues defensemen with 30 points (3g, 27a), 29 of which came as a member of the Blues ... Ranked fourth on the team in assists (27), first with 20 power play assists and third with 20 power play points (0g, 20a) ... Registered a career-high 11 penalty minutes on Dec. 20 vs. Minnesota ... Scored his first goal as a Blue on Dec. 11 at Los Angeles ... Notched a pair of assists on Dec. 5 vs. Calgary, tying a career high ... Tallied his first point (assist) as a Blue on Nov. 30 at Atlanta ... Made his Blues debut on Nov. 26 at Colorado ... Played in 10 games for the Maple Leafs collecting one assist and six penalty minutes. **Playoffs:** Made his postseason debut on April 15 at Vancouver.

**CAREER: 2007-08:** Played 28 games for Toronto collecting six points (two goals, four assists) with 10 penalty minutes ... Missed first 37 games of the season due to knee injury from previous season ... Assigned to the Toronto Marlies (AHL) for conditioning December 19 ... Played two games for the Toronto Marlies registering a (+2) rating ... Recalled from the Toronto Marlies after conditioning assignment December 27 ... Skated in first game of season and played (19:16) December 27 at Philadelphia ... Sustained bruised knee January 5 vs. Philadelphia ... Returned to lineup after missing nine games due to injury January 29 vs. St. Louis ... Scored game-winning goal and first point of season February 2 vs. Ottawa ... Scored goal February 19 vs. Columbus ... Played a season-high (26:14) February 29 at Tampa Bay ... Played 100<sup>th</sup> career NHL game March 1 at Washington ... Collected first two assists of season March 6 at Boston ... Sustained groin muscle tear March 18 at the New York Islanders and missed the final eight games of the season due to injury. **2006-07:** Missed first 31 games of season due to injury ... Played five games for the Toronto Marlies (AHL) collecting six points (one goal, five assists) with four penalty minutes ... Scored first goal of season December 16 vs. the New York Rangers ... Registered a season-high four-game point-streak (one goal, three assists) March 17 - 24 ... Maple Leafs nominee for 2007 Bill Masterton Memorial Trophy, awarded for 'perseverance, sportsmanship and dedication to hockey' as voted by the local hockey writers. **2005-06:** Played in the season opener for the Maple Leafs October 5 vs. Ottawa ... Scored his first career NHL goal November 8 vs. Washington ... Re-assigned to the Toronto Marlies November 9 ... Recalled from the Toronto Marlies November 28 ... Registered a season-high two points (one goal, one assist) January 14 vs. Phoenix ... Missed the final 34 games of the season due to a concussion.

**HOMETOWN:** Toronto, Ontario

**POSITION:** Defenseman **SHOOTS:** Left

**HEIGHT:** 6-1 **WEIGHT:** 200

**BORN:** 1-27-83, Toronto, Ontario

**2004-05:** Finished third on St. John's of the American Hockey League in plus/minus (+9) ... Finished third among team defensemen in goals (four-tye), fourth in assists (20) and fourth in points (24) ... Played his 100<sup>th</sup> career AHL game and scored the game-winning goal in overtime March 2 at Grand Rapids. **2003-04:** Played two games for Toronto collecting one assist with two penalty minutes ... Recalled from St. John's January 17 ... Played his first game of the season January 20 vs. the New York Islanders ... Collected his only point (assist) of the season January 21 at Washington ... Re-assigned to St. John's January 28 ... Played 62 games for St. John's collecting 31 points (six goals, 25 assists) with 50 penalty minutes ... Finished fourth on the team in assists (25-tye) ... Finished first among team defensemen in points (31), first in assists (25) and second in goals (6) ... Played his first career AHL game October 11 at Manitoba ... Registered first career AHL point (assist) October 18 vs. Manitoba ... Scored first career AHL goal (game-winning goal in overtime) October 28 vs. Milwaukee. **2002-03:** Played two games for Toronto collecting one assist ... Registered his first career NHL point (assist) in his first career NHL game October 23 vs. Phoenix ... Returned by Toronto to Erie of the Ontario Hockey League November 11 ... Finished second among Erie (OHL) defensemen in points (35).

**JUNIOR CAREER: 2001-02:** Named to the OHL Second All-Star Team ... Played for the OHL Western Conference All-Star Team at the 2002 Hershey Cup ... Finished first among Erie (OHL) defensemen in goals (13) ... Won the OHL Championship and played in Memorial Cup. **2000-01:** Played in the OHL All-Star Game and CHL Top Prospects Game ... Finished first among team defensemen in goals (12). **1999-2000:** Named Erie's Rookie of the Year.

**INTERNATIONAL CAREER:** Represented Canada at the 2003 World Junior Championship and won the Silver Medal ... Led the tournament in points (10-tye) and assists (9) ... Named to the tournament All-Star Team ... Represented Canada at the 2002 World Junior Championships and won the Silver Medal.

**BACKGROUND:** Favorite vacation spot is the Bahamas ... Favorite television show is Entourage ... Favorite band is U2.

**TRANSACTIONS:** Nov. 24, 2008 - Acquired from Toronto along with Alex Steen in exchange for Lee Stempniak ... June 23, 2001 - Toronto's first round selection, 17<sup>th</sup> overall in the 2001 Entry Draft.

# The Players



## CAREER HIGHLIGHTS:

### MOST GOALS

**GAME:** 1 – 15 Times – Last, Feb. 16, 2009 vs. N.Y. Rangers

### MOST ASSISTS

**GAME:** 2 – Eight Times – Last, March 10, 2009 vs. Dallas

### MOST POINTS

**GAME:** 2 – 10 Times – Last, March 15, 2009 vs. Minnesota

### MOST PIM

**GAME:** 11 – Dec. 20, 2008 vs. Minnesota

### MOST SHOTS

**GAME:** 4 – Five Times – Last, March 6, 2009 at Tampa Bay

### FIRST NHL GAME:

Oct. 23, 2002 vs. Phoenix

### FIRST NHL GOAL:

Nov. 8, 2005 vs. Washington

### FIRST GAME AS A BLUE:

Nov. 26, 2008 at Colorado

### FIRST GOAL AS A BLUE:

Dec. 11, 2008 at Los Angeles

## VERSUS NHL


| TEAM         | GP         | G         | A         | PTS       | PIM       |
|--------------|------------|-----------|-----------|-----------|-----------|
| Anaheim      | 3          | 0         | 0         | 0         | 2         |
| Atlanta      | 4          | 0         | 1         | 1         | 2         |
| Boston       | 10         | 0         | 3         | 3         | 4         |
| Buffalo      | 9          | 2         | 3         | 5         | 8         |
| Calgary      | 5          | 0         | 2         | 2         | 0         |
| Carolina     | 7          | 0         | 0         | 0         | 6         |
| Chicago      | 5          | 0         | 2         | 2         | 2         |
| Colorado     | 5          | 0         | 2         | 2         | 0         |
| Columbus     | 7          | 1         | 3         | 4         | 2         |
| Dallas       | 4          | 0         | 2         | 2         | 0         |
| Detroit      | 7          | 0         | 3         | 3         | 4         |
| Edmonton     | 6          | 0         | 1         | 1         | 2         |
| Florida      | 7          | 1         | 2         | 3         | 0         |
| Los Angeles  | 3          | 1         | 0         | 1         | 2         |
| Minnesota    | 5          | 0         | 2         | 2         | 13        |
| Montreal     | 7          | 1         | 2         | 3         | 2         |
| Nashville    | 5          | 0         | 1         | 1         | 0         |
| New Jersey   | 6          | 1         | 2         | 3         | 0         |
| NY Islanders | 7          | 1         | 3         | 4         | 0         |
| NY Rangers   | 6          | 2         | 0         | 2         | 2         |
| Ottawa       | 10         | 1         | 1         | 2         | 9         |
| Philadelphia | 7          | 2         | 2         | 4         | 10        |
| Phoenix      | 5          | 1         | 2         | 3         | 2         |
| Pittsburgh   | 7          | 0         | 0         | 0         | 2         |
| St. Louis    | 3          | 0         | 0         | 0         | 0         |
| San Jose     | 4          | 0         | 1         | 1         | 2         |
| Tampa Bay    | 7          | 0         | 1         | 1         | 6         |
| Toronto      | 0          | 0         | 0         | 0         | 0         |
| Vancouver    | 7          | 0         | 4         | 4         | 2         |
| Washington   | 6          | 1         | 2         | 3         | 2         |
| <b>Total</b> | <b>174</b> | <b>15</b> | <b>47</b> | <b>62</b> | <b>86</b> |

## LONGEST PERSONAL STREAKS:

|                      |        |                                |
|----------------------|--------|--------------------------------|
| <b>GOALS:</b>        | 2 (1X) | 04/05/2007-04/07/2007 (2G)     |
| <b>ASSISTS:</b>      | 4 (1X) | 01/15/2009-01/21/2009 (4A)     |
| <b>POINTS:</b>       | 4 (2X) | 01/15/2009-01/21/2009 (0G, 4A) |
| <b>GAMES PLAYED:</b> | 63     | 11/26/2008-04/12/2009          |

## CAREER STATS

| Season                  | Club       | League | REGULAR SEASON |           |           |           |           | PLAYOFFS |          |          |          |          |
|-------------------------|------------|--------|----------------|-----------|-----------|-----------|-----------|----------|----------|----------|----------|----------|
|                         |            |        | GP             | G         | A         | PTS       | PIM       | GP       | G        | A        | PTS      | PIM      |
| 1999-2000               | Erie       | OHL    | 52             | 4         | 18        | 22        | 12        | 13       | 2        | 4        | 6        | 9        |
| 2000-01                 | Erie       | OHL    | 62             | 12        | 27        | 39        | 59        | 14       | 4        | 7        | 11       | 16       |
| 2001-02                 | Erie       | OHL    | 60             | 13        | 27        | 40        | 49        | 21       | 7        | 10       | 17       | 20       |
|                         | Erie       | M-CUP  | 4              | 0         | 2         | 2         | 6         | —        | —        | —        | —        | —        |
| 2002-03                 | Canada     | WJC    | 7              | 0         | 3         | 3         | 2         | —        | —        | —        | —        | —        |
|                         | Toronto    | NHL    | 2              | 0         | 1         | 1         | 0         | —        | —        | —        | —        | —        |
| 2002-03                 | Erie       | OHL    | 35             | 14        | 21        | 35        | 12        | —        | —        | —        | —        | —        |
|                         | Canada     | WJC    | 6              | 1         | 9         | 10        | 2         | —        | —        | —        | —        | —        |
| 2003-04                 | Toronto    | NHL    | 2              | 0         | 1         | 1         | 2         | —        | —        | —        | —        | —        |
|                         | St. John's | AHL    | 62             | 6         | 25        | 31        | 50        | —        | —        | —        | —        | —        |
| 2004-05                 | St. John's | AHL    | 49             | 4         | 20        | 24        | 59        | 5        | 0        | 1        | 1        | 2        |
| 2005-06                 | Toronto    | NHL    | 21             | 2         | 5         | 7         | 17        | —        | —        | —        | —        | —        |
|                         | Toronto    | AHL    | 14             | 5         | 6         | 11        | 14        | —        | —        | —        | —        | —        |
| 2006-07                 | Toronto    | NHL    | 48             | 8         | 9         | 17        | 22        | —        | —        | —        | —        | —        |
|                         | Toronto    | AHL    | 5              | 1         | 5         | 6         | 4         | —        | —        | —        | —        | —        |
| 2007-08                 | Toronto    | NHL    | 28             | 2         | 4         | 6         | 10        | —        | —        | —        | —        | —        |
|                         | Toronto    | AHL    | 2              | 0         | 0         | 0         | 0         | —        | —        | —        | —        | —        |
| 2008-09                 | Toronto    | NHL    | 10             | 0         | 1         | 1         | 6         | —        | —        | —        | —        | —        |
|                         | St. Louis  | NHL    | 63             | 3         | 26        | 29        | 29        | 4        | 0        | 0        | 0        | 2        |
| <b>NHL TOTALS</b>       |            |        | <b>174</b>     | <b>15</b> | <b>47</b> | <b>62</b> | <b>86</b> | <b>4</b> | <b>0</b> | <b>0</b> | <b>0</b> | <b>2</b> |
| <b>ST. LOUIS TOTALS</b> |            |        | <b>63</b>      | <b>3</b>  | <b>26</b> | <b>29</b> | <b>29</b> | <b>4</b> | <b>0</b> | <b>0</b> | <b>0</b> | <b>2</b> |



**TY  
CONKLIN** **29**

**2008-09:** Finished 25-11-2 with a 2.51 GAA, .909 SV% and a career-high six shutouts ... Set a career high with 25 wins ... Four of his shutouts came at home ... Was the starting goaltender in the Winter Classic for the third time (for Edmonton, Pittsburgh and Detroit).

**Playoffs:** Played in one postseason game with Detroit.

**CAREER: 2007-08:** Appeared in 33 games for the Penguins ... Recalled on an emergency basis from Scranton/Wilkes-Barre 12/6/07 ... Compiled an 18-8-5 record with a 2.51 GAA and two shutouts for Pittsburgh ... Finished second among NHL goaltenders with a .923 SV% ... Made a career-high 50 saves in a 4-2 victory over the NY Islanders 2/26 ... Won eight consecutive games for Pittsburgh from 12/20 - 1/10 ... Was the winning goaltender at the Winter Classic in Buffalo, stopping 36 shots in regulation and 2 of 3 shootout attempts (2-1 SO victory) ... Appeared in 18 games for Scranton/Wilkes-Barre of the AHL, posting an 11-7 record with a 2.21 GAA, a .919 SV% and 2 shutouts. **2006-07:** Finished with a 2-3-2 record and 3.30 GAA in 11 appearances with Columbus ... Traded to Buffalo for a 5<sup>th</sup> round draft pick and posted a 1-2-0 record in five appearances ... Made a then career high 42 saves in a 5-3 victory over Florida to earn his first win in his first start with the Sabres.

**2005-06:** Had an 8-5-1 record and a 2.80 GAA in 18 appearances with the Edmonton Oilers ... Appeared in 3 games with the AHL's Hamilton Bulldogs (1-2-0, 3.17 GAA, .907 SV%) and two games with the AHL's Hartford Wolfpack (1-0-1, 2.31 GAA, .932 SV%). **Playoffs:** Made his NHL postseason debut. **2004-05:** Played 11 regular season games for Wolfsburg in Germany ... Posted a 1.59 GAA in 7 postseason games for Wolfsburg. **2003-04:** Played in 38 games for Edmonton posting a 17-14-4 record with a 2.42 GAA and a .912 SV% ... Recorded his first NHL shutout 11/13/03 in a 2-0 win at Minnesota. **2002-03:** Appeared in 38 games for Hamilton of the AHL ... Posted a 19-13-3 record ... Played in 17 postseason games for Hamilton ... Finished with a 9-6 postseason record and a 2.23 GAA helping lead the Bulldogs to the AHL Calder Cup Finals ... Posted a team record .933 postseason SV%. **2001-02:** Signed as a free agent by Edmonton 4/18/01 ... Appeared in four games with the Oilers ... Made his NHL debut vs. Toronto on 10/16/01 ... Posted a 2-0-0 record with Edmonton along with a 1.63 GAA and .939 SV% ... Notched his first NHL victory on 10/20/01 as the Oilers defeated the Florida Panthers 6-2 ... Appeared in 38 games with the Hamilton Bulldogs of the AHL, posting a 13-12-8 record, 2.61 GAA, .916 SV% and one shutout.

**HOMETOWN:** Readfield, Maine

**POSITION:** Goaltender **CATCHES:** Left

**HEIGHT:** 6-1 **WEIGHT:** 190

**BORN:** 3-30-76, Eagle River, Alaska

**COLLEGE CAREER:** Spent three seasons (1998-2001) at the University of New Hampshire and established school records in wins (57), GAA (2.17), SV% (.915) and games played (93). **2000-01:** Led Hockey East with a 2.05 GAA ... Named team captain, the first goaltender in 40 years to do so at UNH ... Was a NCAA East First Team All-American ... Hockey East First Team All-Star ... Co-recipient (with Brian Gionta) of the Walter Brown Award as the top American-born college hockey player in New England ... Hobey Baker Award Finalist. **1999-2000:** Posted a 22-8-6 record with a 2.49 GAA and two shutouts in 37 games ... Set career highs in wins and games played ... Named Hockey East Player of the Year ... Named NCAA Second Team All-American. **1998-99:** Had an 18-3-1 record with a 1.84 GAA in 22 games ... Set a career high in GAA ... Named to Hockey East All-Freshman Team and Hockey East Second All-Star Team.

**JUNIOR CAREER:** Went 47-19-4 and had a 3.02 GAA and two shutouts in 60 games spanning two seasons with Green Bay of the United States Hockey League. **1996-97:** Went 19-7-1 with a 3.21 GAA and one shutout in 30 games ... Was 8-9 with a 3.43 GAA and one shutout in 17 playoff games. **1995-96:** Had a 28-12-3 record with a 2.85 GAA and one shutout in 30 games and named to the USHL's Second All-Star Team.

#### INTERNATIONAL CAREER:

Represented the United States at the 2004 and 2005 World Championships ... Won a gold medal in 2004 and named the tournament's Outstanding Goaltender after posting a 4-0-1 record with a 2.00 GAA, .934 save percentage and one shutout.

**BACKGROUND:** Nickname is "Conks" ... Enjoys hunting, fishing, golf and flying a Super Cub, a two-seat plane ... First job was working in a veterinarian's office ... Favorite movie is The Usual Suspects ... Favorite actor is Robert Duvall ... Favorite sports teams are the Green Bay Packers and Boston Red Sox ... Ty and his wife, Erika, have a daughter, Maggie and son, Chase.

**TRANSACTIONS:** July 1, 2009 - Signed by St. Louis as a free agent ... July 1, 2008 - Signed by Detroit as a free agent ... July 19, 2007 - Signed by Pittsburgh as a free agent ... Feb. 27, 2007 - Traded to Buffalo by Columbus for Buffalo's 5<sup>th</sup> round draft choice in 2007 ... July 6, 2006 - Signed by Columbus as a free agent ... April 18, 2001 - Signed by Edmonton as a free agent.

# The Players



## CAREER HIGHLIGHTS:

### MOST SHOTS FACED

GAME: 52 – Feb. 26, 2008 at N.Y. Islanders

### FIRST NHL GAME:

Oct. 16, 2001 vs. Toronto

### FIRST NHL WIN:

Oct. 20, 2001 vs. Florida

### FIRST NHL SHUTOUT:

Nov. 13, 2003 at Minnesota

## VERSUS NHL

| TEAM         | GP         | W         | L         | T/OT      | SO        | GA         | GAA         |
|--------------|------------|-----------|-----------|-----------|-----------|------------|-------------|
| Anaheim      | 3          | 3         | 0         | 0         | 0         | 5          | 1.66        |
| Atlanta      | 3          | 1         | 1         | 1         | 0         | 7          | 2.51        |
| Boston       | 6          | 2         | 4         | 0         | 0         | 18         | 3.67        |
| Buffalo      | 6          | 6         | 0         | 0         | 1         | 7          | 1.15        |
| Calgary      | 6          | 3         | 2         | 1         | 0         | 17         | 3.17        |
| Carolina     | 2          | 2         | 0         | 0         | 0         | 2          | 1.00        |
| Chicago      | 9          | 7         | 1         | 0         | 2         | 20         | 2.39        |
| Colorado     | 9          | 3         | 4         | 1         | 0         | 26         | 3.28        |
| Columbus     | 6          | 3         | 0         | 2         | 1         | 12         | 2.20        |
| Dallas       | 6          | 1         | 2         | 0         | 0         | 13         | 2.54        |
| Detroit      | 3          | 0         | 1         | 0         | 0         | 5          | 4.11        |
| Edmonton     | 4          | 3         | 1         | 0         | 1         | 10         | 2.50        |
| Florida      | 7          | 6         | 0         | 0         | 1         | 11         | 1.65        |
| Los Angeles  | 6          | 5         | 1         | 0         | 1         | 12         | 2.01        |
| Minnesota    | 10         | 1         | 4         | 2         | 1         | 16         | 2.20        |
| Montreal     | 4          | 1         | 3         | 0         | 0         | 14         | 3.54        |
| Nashville    | 10         | 4         | 3         | 1         | 0         | 26         | 3.18        |
| New Jersey   | 3          | 1         | 0         | 2         | 0         | 7          | 2.27        |
| NY Islanders | 4          | 2         | 2         | 0         | 0         | 12         | 3.01        |
| NY Rangers   | 3          | 2         | 1         | 0         | 0         | 10         | 3.33        |
| Ottawa       | 4          | 1         | 2         | 1         | 0         | 14         | 3.89        |
| Philadelphia | 4          | 1         | 2         | 0         | 0         | 14         | 4.24        |
| Phoenix      | 2          | 1         | 1         | 0         | 0         | 7          | 3.41        |
| Pittsburgh   | 2          | 2         | 0         | 0         | 1         | 3          | 1.50        |
| St. Louis    | 5          | 3         | 1         | 0         | 0         | 12         | 2.79        |
| San Jose     | 7          | 3         | 2         | 2         | 1         | 12         | 1.68        |
| Tampa Bay    | 2          | 1         | 1         | 0         | 0         | 4          | 2.00        |
| Toronto      | 6          | 2         | 1         | 0         | 0         | 8          | 1.80        |
| Vancouver    | 4          | 2         | 2         | 0         | 0         | 11         | 3.28        |
| Washington   | 3          | 1         | 1         | 1         | 0         | 8          | 3.04        |
| <b>Total</b> | <b>149</b> | <b>73</b> | <b>43</b> | <b>14</b> | <b>10</b> | <b>343</b> | <b>2.58</b> |

## LONGEST PERSONAL STREAKS:

WIN STREAK: 9 – Dec. 20, 2007-Jan. 10, 2008

TEAM POINT STREAK: 11 – (10-0-1) Dec. 20, 2007 – Jan. 14, 2008

SHUTOUT SEQUENCE: 122:58 – Jan. 3, 2008 – Jan. 8, 2008

## CAREER STATS

| Season            | Club          | League | REGULAR SEASON |           |           |           |             |            | PLAYOFFS  |             |          |          |          |           |          |          |             |
|-------------------|---------------|--------|----------------|-----------|-----------|-----------|-------------|------------|-----------|-------------|----------|----------|----------|-----------|----------|----------|-------------|
|                   |               |        | GP             | W         | L         | O/T       | MIN         | GA         | SO        | AVG         | GP       | W        | L        | MIN       | GA       | SO       | AVG         |
| 1995-96           | Green Bay     | USHL   | 30             | —         | —         | —         | 1727        | 82         | 1         | 2.85        | —        | —        | —        | —         | —        | —        | —           |
| 1996-97           | Green Bay     | USHL   | 30             | 19        | 7         | 1         | 1609        | 86         | 1         | 3.21        | 17       | 8        | 9        | 980       | 56       | 1        | 3.43        |
| 1997-98           | New Hampshire | NCAA   | —              | —         | —         | —         | —           | —          | —         | —           | —        | —        | —        | —         | —        | —        |             |
| 1998-99           | New Hampshire | NCAA   | 22             | 18        | 3         | 1         | 1338        | 41         | 0         | 1.84        | —        | —        | —        | —         | —        | —        |             |
| 1999-2000         | New Hampshire | NCAA   | 37             | 22        | 8         | 6         | 2194        | 91         | 2         | 2.49        | —        | —        | —        | —         | —        | —        |             |
| 2000-01           | New Hampshire | NCAA   | 34             | 17        | 12        | 5         | 2048        | 70         | 5         | 2.05        | —        | —        | —        | —         | —        | —        |             |
| 2001-02           | Edmonton      | NHL    | 4              | 2         | 0         | 0         | 148         | 4          | 0         | 1.62        | —        | —        | —        | —         | —        | —        |             |
|                   | Hamilton      | AHL    | 37             | 13        | 12        | 8         | 2043        | 89         | 1         | 2.61        | 7        | 4        | 2        | 416       | 18       | 0        | 2.60        |
| 2002-03           | Hamilton      | AHL    | 38             | 19        | 13        | 3         | 2140        | 91         | 4         | 2.55        | 17       | 9        | 6        | 1024      | 38       | 1        | 2.23        |
| 2003-04           | Edmonton      | NHL    | 38             | 17        | 14        | 4         | 2086        | 84         | 1         | 2.42        | —        | —        | —        | —         | —        | —        |             |
| 2004-05           | Wolfsburg     | DEL    | 11             | —         | —         | —         | 623         | 31         | 0         | 2.99        | 7        | —        | —        | 414       | 11       | 2        | 1.59        |
| 2005-06           | Edmonton      | NHL    | 18             | 8         | 5         | 1         | 922         | 43         | 1         | 2.80        | 1        | 0        | 1        | 6         | 1        | 0        | 10.00       |
|                   | Hamilton      | AHL    | 3              | 1         | 2         | 0         | 152         | 8          | 0         | 3.17        | —        | —        | —        | —         | —        | —        |             |
|                   | Hartford      | AHL    | 2              | 1         | 0         | 1         | 130         | 5          | 0         | 2.31        | —        | —        | —        | —         | —        | —        |             |
| 2006-07           | Columbus      | NHL    | 11             | 2         | 3         | 2         | 491         | 27         | 0         | 3.30        | —        | —        | —        | —         | —        | —        |             |
|                   | Buffalo       | NHL    | 5              | 1         | 2         | 0         | 227         | 13         | 0         | 3.44        | —        | —        | —        | —         | —        | —        |             |
|                   | Syracuse      | AHL    | 19             | 3         | 12        | 3         | 1085        | 60         | 0         | 3.32        | —        | —        | —        | —         | —        | —        |             |
| 2007-08           | Pittsburgh    | NHL    | 33             | 18        | 8         | 5         | 1866        | 78         | 1         | 2.51        | —        | —        | —        | —         | —        | —        |             |
|                   | Wilkes-Barre  | AHL    | 18             | 11        | 7         | 0         | 1058        | 39         | 2         | 2.21        | —        | —        | —        | —         | —        | —        |             |
| 2008-09           | Detroit       | NHL    | 40             | 25        | 11        | 2         | 2246        | 94         | 6         | 2.51        | 1        | 0        | 0        | 20        | 0        | 0        | 0.00        |
| <b>NHL TOTALS</b> |               |        | <b>149</b>     | <b>73</b> | <b>43</b> | <b>14</b> | <b>7986</b> | <b>343</b> | <b>10</b> | <b>2.58</b> | <b>2</b> | <b>0</b> | <b>1</b> | <b>26</b> | <b>1</b> | <b>0</b> | <b>2.38</b> |



**B.J. CROMBEEN** 26

**2008-09:** Ranked second on the team with 148 PIM and second among NHL rookies ... Posted a career-high 19 penalty minutes on Jan. 13 at Calgary ... Posted a career-high three-game point streak from Dec. 6-10, collecting six points (5g, 1a) over the span ... Recorded his first career hat trick on Dec. 8 vs. Nashville becoming the first Blues rookie to record a hat trick since Vitali Prokhorov completed the task on Oct. 31, 1992 vs. Philadelphia ... Notched a career-high four points (3g, 1a) on Dec. 8 vs. Nashville ... Scored the game-winning goal in two consecutive games from Dec. 6-8, becoming the first rookie in franchise history to score the game-winning goal in two consecutive team games ... Notched his first goal as a Blue on Dec. 6 vs. Phoenix ... Tallied his first point (assist) as a Blue on Nov. 30 at Atlanta ... Made his Blues debut on Nov. 21 vs. Anaheim, becoming the third father-son combination to play for St. Louis (Father Mike Crombeen played for the Blues from 1978-1983). **Playoffs:** Made his Blues playoff debut on April 15 at Vancouver.

**CAREER:** **2007-08:** Spent most of the season with the Iowa Stars (AHL), appearing in 65 games with 14 goals and 14 assists and a team-high 158 penalty minutes ... Was named Iowa's "Most Improved Player" ... Was recalled by Dallas in January and made his NHL debut on Jan. 19 vs. Columbus ... Returned to Iowa after three January NHL games and returned to Dallas for the remainder of the season on March 24 ... Posted his first career NHL point with an assist on March 29 at Los Angeles. **Playoffs:** Made his NHL playoff debut in Game One of the first round at Anaheim on April 10.

**MINOR CAREER:** **2006-07:** Split the season between Assat Pori of the Finnish Elite league and Idaho of the ECHL ... Placed second on Assat Pori in penalty minutes (152) and third in goals (13) ... Returned to North America in the spring and joined Idaho ... Was a member of the 2007 Kelly Cup

**HOMETOWN:** Springwater, Ontario

**POSITION:** Right Wing **SHOOTS:** Right

**HEIGHT:** 6-2 **WEIGHT:** 210

**BORN:** 7-10-85, Denver, Colorado

champion Idaho Steelheads (ECHL), posting 10 points (5-5-10) in 22 playoff outings ... Spent the 2005-06 season mainly in Iowa (52 games, 5-7-12 points), but also had an eight-game stint in Idaho (5-3-8 points).

**JUNIOR CAREER:** Played four seasons with the Barrie Colts (OHL), captaining the club in 2004-05 ... Named to the OHL All-Star Team that played against the Russian Selects in 2003 and 2004 ... Played for the Eastern Conference in the 2003-04 OHL All-Star Game.

**INTERNATIONAL CAREER:** Played for the gold medal-winning Canadian Under-18 team at the 2003 Worlds.

**BACKGROUND:** Nickname is "Beener" ... First name is Brandon ... Married wife, Janet, on Aug. 16, 2008 in Huntsville, Ontario ... Lists Old School as his favorite movie ... Lists getting to play in the Stanley Cup Playoffs with the Blues in 2009 as his most memorable moment in hockey ... Hockey idol growing up was Cam Neely ... Put on his first pair of skates at age 3 ... Is involved with Juvenile Diabetes Association ... First job was as a dishwasher ... Says if he was not playing hockey he would be in financial advising work ... Has a Chesapeake Bay Retriever named Dudley ... Lists Will Ferrell as his favorite actor ... Favorite meal is steak and mashed potatoes ... His father Mike Crombeen played for the Blues from 1978-1983 and scored one of the biggest goals in Blues history when he netted a series clinching double overtime goal against Pittsburgh in the first round of the 1981 playoffs.

**TRANSACTIONS:** Nov. 18, 2008 - Claimed on waivers by St. Louis ... June 21, 2003 - Dallas' second round selection, 54<sup>th</sup> overall in the 2003 Entry Draft.



#### CAREER HIGHLIGHTS:

##### MOST GOALS

GAME: 3 – Dec. 8, 2008  
vs. Nashville

##### MOST ASSISTS

GAME: 1 – 12 Times – Last,  
March 28, 2009 vs. Columbus

##### MOST POINTS

GAME: 4 – Dec. 8, 2008  
vs. Nashville

##### MOST PIM

GAME: 19 – Jan. 13, 2009  
at Calgary

##### MOST SHOTS

GAME: 5 – Twice – Last, Jan. 9,  
2009 at Vancouver

##### CAREER PENALTY SHOTS: NONE

##### FIRST NHL GAME:

Jan. 19, 2008 vs. Columbus

##### FIRST NHL GOAL:

Oct. 15, 2008 vs. Nashville

##### FIRST GAME AS A BLUE:

Nov. 21, 2008 vs. Anaheim

##### FIRST GAME AS A BLUE:

Dec. 6, 2008 vs. Phoenix

#### VERSUS NHL


| TEAM         | GP        | G         | A         | PTS       | PIM        |
|--------------|-----------|-----------|-----------|-----------|------------|
| Anaheim      | 6         | 1         | 0         | 1         | 15         |
| Atlanta      | 1         | 0         | 1         | 1         | 5          |
| Boston       | 3         | 0         | 0         | 0         | 9          |
| Buffalo      | 0         | 0         | 0         | 0         | 0          |
| Calgary      | 4         | 0         | 1         | 1         | 25         |
| Carolina     | 1         | 0         | 0         | 0         | 0          |
| Chicago      | 5         | 0         | 0         | 0         | 9          |
| Colorado     | 5         | 0         | 1         | 1         | 12         |
| Columbus     | 9         | 1         | 2         | 3         | 19         |
| Dallas       | 3         | 0         | 0         | 0         | 4          |
| Detroit      | 5         | 0         | 0         | 0         | 0          |
| Edmonton     | 4         | 0         | 0         | 0         | 4          |
| Florida      | 1         | 0         | 0         | 0         | 0          |
| Los Angeles  | 4         | 0         | 1         | 1         | 4          |
| Minnesota    | 5         | 0         | 0         | 0         | 7          |
| Montreal     | 0         | 0         | 0         | 0         | 0          |
| Nashville    | 7         | 3         | 3         | 6         | 7          |
| New Jersey   | 2         | 0         | 0         | 0         | 5          |
| NY Islanders | 1         | 0         | 0         | 0         | 0          |
| NY Rangers   | 2         | 1         | 1         | 2         | 4          |
| Ottawa       | 1         | 0         | 0         | 0         | 0          |
| Philadelphia | 1         | 0         | 0         | 0         | 4          |
| Phoenix      | 5         | 3         | 1         | 4         | 16         |
| Pittsburgh   | 0         | 0         | 0         | 0         | 0          |
| St. Louis    | 1         | 0         | 0         | 0         | 0          |
| San Jose     | 6         | 1         | 0         | 1         | 32         |
| Tampa Bay    | 1         | 0         | 0         | 0         | 0          |
| Toronto      | 0         | 0         | 0         | 0         | 0          |
| Vancouver    | 4         | 1         | 0         | 1         | 4          |
| Washington   | 2         | 1         | 1         | 2         | 2          |
| <b>Total</b> | <b>89</b> | <b>12</b> | <b>12</b> | <b>24</b> | <b>187</b> |

#### LONGEST PERSONAL STREAKS:

|               |        |                                |
|---------------|--------|--------------------------------|
| GOALS:        | 3 (1X) | 12/06/2008-12/10/2008 (5G)     |
| ASSISTS:      | 2 (1X) | 10/18/2008-10/20/2008 (2A)     |
| POINTS:       | 3 (1X) | 12/06/2008-12/10/2008 (5G, 1A) |
| GAMES PLAYED: | 66     | 11/21/2008-04/12/2009          |

#### CAREER STATS

| Season                  | Club       | League | REGULAR SEASON |           |           |           |            | PLAYOFFS |          |          |          |           |
|-------------------------|------------|--------|----------------|-----------|-----------|-----------|------------|----------|----------|----------|----------|-----------|
|                         |            |        | GP             | G         | A         | PTS       | PIM        | GP       | G        | A        | PTS      | PIM       |
| 2001-02                 | Barrie     | OHL    | 60             | 12        | 13        | 25        | 118        | 20       | 1        | 1        | 2        | 31        |
| 2002-03                 | Barrie     | OHL    | 63             | 22        | 24        | 46        | 133        | 6        | 1        | 0        | 1        | 8         |
| 2003-04                 | Barrie     | OHL    | 62             | 21        | 29        | 50        | 154        | 12       | 5        | 7        | 12       | 35        |
| 2004-05                 | Barrie     | OHL    | 63             | 31        | 18        | 49        | 111        | 6        | 2        | 4        | 6        | 35        |
| 2005-06                 | Iowa       | AHL    | 52             | 5         | 7         | 12        | 97         | 5        | 1        | 0        | 1        | 9         |
|                         | Idaho      | ECHL   | 8              | 5         | 3         | 8         | 5          | —        | —        | —        | —        | —         |
| 2006-07                 | Assat Pori | FIN    | 55             | 13        | 9         | 22        | 152        | —        | —        | —        | —        | —         |
|                         | Idaho      | ECHL   | 13             | 7         | 4         | 11        | 43         | 22       | 5        | 5        | 10       | 45        |
| 2007-08                 | Dallas     | NHL    | 8              | 0         | 2         | 2         | 39         | 5        | 0        | 0        | 0        | 0         |
|                         | Iowa       | AHL    | 65             | 14        | 14        | 28        | 158        | —        | —        | —        | —        | —         |
| 2008-09                 | Dallas     | NHL    | 15             | 1         | 4         | 5         | 26         | —        | —        | —        | —        | —         |
|                         | St. Louis  | NHL    | 66             | 11        | 6         | 17        | 122        | 4        | 0        | 0        | 0        | 12        |
| <b>NHL TOTALS</b>       |            |        | <b>89</b>      | <b>12</b> | <b>12</b> | <b>24</b> | <b>187</b> | <b>9</b> | <b>0</b> | <b>0</b> | <b>0</b> | <b>12</b> |
| <b>ST. LOUIS TOTALS</b> |            |        | <b>66</b>      | <b>11</b> | <b>6</b>  | <b>17</b> | <b>122</b> | <b>4</b> | <b>0</b> | <b>0</b> | <b>0</b> | <b>12</b> |



## BARRET JACKMAN 5

**HOMETOWN:** St. Louis, Missouri

**POSITION:** Defenseman **SHOOTS:** Left

**HEIGHT:** 6-0 **WEIGHT:** 210

**BORN:** 3-5-81, Trail, British Columbia

**2008-09:** Ranked second in the NHL with 359:57 of shorthanded time ... Blocked nine shots on March 17 at Edmonton and posted at least one blocked shot in 70 of his 82 games ... Was one of four Blues to play in all 82 games ... Recorded a plus-3 rating on April 7 at Phoenix ... Posted a career-high 31:50 of ice time on Jan. 2 at Carolina ... Registered a 4-game assist streak (4A) from Dec. 30-Jan. 9, tying a career-high ... Recorded his 600th career penalty minute on Dec. 10 at Anaheim.

**Playoffs:** Played in four games, recording one assist and five penalty minutes.

**CAREER:** **2007-08:** Ranked third on the team with 93 penalty minutes ... Recorded his 500th career NHL penalty minute on Dec. 20 vs. Detroit ... Skated in his 300th career NHL game on March 18 at Montreal. **2006-07:** Collected career highs in points (27) and assists (24), skating in 70 games ... Ranked first on the team with a plus-20 rating and 98 hits ... Ranked third on the team with 133 blocked shots ... Ranked third on the team, averaging 21:29 minutes of ice-time ... Ranked second on the team with 82 penalty minutes

... Recorded his 400<sup>th</sup> career NHL penalty minute on Nov. 25 vs. Phoenix ... Played in his 200<sup>th</sup> career NHL game on Jan. 30 vs. Minnesota ... Posted a career high four-game point streak (0g, 4a) from Feb. 16-25 ... Tied a career high with three points in a game (3a) on March 29 vs. Edmonton ... Missed 11 games due to injury. **2005-06:** Named assistant captain for the 2005-06 season ... Ranked first on the team with 156 penalty minutes ... Tallied his first career overtime game-winning goal on Feb. 4 vs. Dallas ... Scored his first career multi-goal game on Nov. 26 vs. Columbus ... Collected his 300<sup>th</sup> career NHL penalty minute on Jan. 4 vs. Nashville ... Skated in his 100<sup>th</sup> career NHL game on Oct. 15 vs. Nashville ... Suffered a broken jaw on March 20 at Nashville missing the final 16 games of the regular season ... Missed 19 games due to injury. **2004-05:** Played in 28 games with the Missouri River Otters of the United Hockey League, collecting 20 points (3g, 17a) along with 61 penalty minutes ... Ranked third on the team among defensemen with 20 points (3g, 17a) ... Finished third on the team with a plus-10 ranking. **2003-04:** Missed the majority of the season with a separated shoulder, only appearing in 15 games ... Registered three points (1g, 2a) along with 41 penalty minutes ... Notched his 200th career penalty minute on Oct. 16 at Nashville, while recording a career-high 20 penalty minutes.

**2002-03:** Was awarded the NHL's Calder Memorial Trophy (National Hockey League's most outstanding rookie), becoming the first Blue in franchise history to capture the award ... Was named to the 2002-03 NHL All-Rookie Team, becoming the fourth Blue to be named ... Was the only NHL rookie and Blues' player to skate in all 82 games ... Led all rookies in average ice-time, playing 20:04 per game ... Finished first on the team and was second among NHL rookies, posting a plus-23 rating ... Ranked first among NHL defensemen,

eighth in the NHL and second on the team with 190 penalty minutes ... Was tied for 11th among NHL rookies with 16 assists ... Recorded a career-high three assists while posting a plus-four rating on Feb. 17 vs. Calgary ... Notched a career-high 19 penalty minutes on March 29 vs. Detroit ... Recorded his first career NHL goal on Nov. 3 at the N.Y. Rangers ... Tallied his first career multi-point game, notching a goal and an assist on Dec. 8 at Detroit ... Assisted on the game-winning goal in overtime on Oct. 26 at Calgary. **Playoffs:** Skated in all seven post season contests, recording 14 penalty minutes, tying him for second on the team. **2001-02:** Was recalled on April 13 and made his NHL debut on April 14 at Detroit ... Spent the season with Worcester prior to his recall ... Named to the 2001-02 AHL All-Rookie Team ... Was named Worcester's Rookie of the Year ... Skated in 75 games, collecting 14 points (2g, 12a) and 266 penalty minutes ... His 266 penalty minutes ranked first on the club ... Tied for first on the team appearing in 75 games ... Tied for third on the club posting a plus-22 rating. **Playoffs:** Recalled by St. Louis for the playoffs, making his postseason debut on May 11 at Detroit.

**JUNIOR CAREER:** Played four seasons with the Regina Pats of the Western Hockey League, collecting 139 points (28g, 111a) and 796 penalty minutes ... Was named to the 2000 WHL East Second All-Star Team ... Ranked third on the team in penalty minutes during the 1999-2000 season, registering 175 penalty minutes ... Led the team with 259 penalty minutes during the 1998-99 season ... Ranked second on Regina, recording 224 penalty minutes in his rookie season with Regina ... Named the youngest captain in Regina Pats history.

**INTERNATIONAL CAREER:** Made his international debut with Team Canada at the 2007 World Championships, capturing the gold medal ... Recorded two assists and six penalty minutes in nine games played.

**BACKGROUND:** Nickname is "Jacks" ... His ultimate golf foursome is Bobby Orr, Ray Bourque and Dan Hinote ... His ultimate dead golf foursome would be Chris Farley, John Candy and Joe C ... Put on his first pair of skates at age two ... Is a baseball and football fan ... Favorite movie is "Hangover" and "Dumb and Dumber" ... Favorite band is the Dave Matthews Band ... Most memorable hockey moment was playing his first NHL season in 2002-03 ... Wife, Jenny ... Barret and Jenny founded "Barret's Buddies", a program associated with Stray Rescue to help neglected and abused animals.

**TRANSACTIONS:** June 26, 1999 - St. Louis' first choice, 17th overall.

# The Players



## CAREER HIGHLIGHTS:

### MOST GOALS

GAME: 2 – Nov. 26, 2005 vs. Columbus

### MOST ASSISTS

GAME: 3 – Twice – Last, March 29, 2007 vs. Edmonton

### MOST POINTS

GAME: 3 – Twice – Last, March 29, 2007 vs. Edmonton

### MOST PIM

GAME: 22 – April 5, 2007 at Nashville

### MOST SHOTS

GAME: 5 – Twice – Last, Jan. 30, 2007 vs. Minnesota

### CAREER PENALTY SHOTS:

NONE

### FIRST NHL GAME:

April 14, 2002 at Detroit

### FIRST NHL GOAL:

Nov. 3, 2002 at NY Rangers

### FIRST GAME AS A BLUE:

April 14, 2002 at Detroit

### FIRST GOAL AS A BLUE:

Nov. 3, 2002 at NY Rangers

## VERSUS NHL

| TEAM         | GP         | G         | A         | PTS       | PIM        |
|--------------|------------|-----------|-----------|-----------|------------|
| Anaheim      | 19         | 0         | 3         | 3         | 47         |
| Atlanta      | 5          | 2         | 0         | 2         | 8          |
| Boston       | 5          | 0         | 0         | 0         | 11         |
| Buffalo      | 5          | 0         | 0         | 0         | 6          |
| Calgary      | 18         | 0         | 9         | 9         | 25         |
| Carolina     | 6          | 0         | 1         | 1         | 2          |
| Chicago      | 31         | 1         | 6         | 7         | 33         |
| Colorado     | 17         | 0         | 0         | 0         | 39         |
| Columbus     | 33         | 2         | 10        | 12        | 69         |
| Dallas       | 19         | 1         | 4         | 5         | 31         |
| Detroit      | 30         | 2         | 7         | 9         | 67         |
| Edmonton     | 19         | 1         | 5         | 6         | 28         |
| Florida      | 6          | 0         | 1         | 1         | 0          |
| Los Angeles  | 21         | 1         | 4         | 5         | 37         |
| Minnesota    | 20         | 0         | 2         | 2         | 8          |
| Montreal     | 4          | 0         | 0         | 0         | 2          |
| Nashville    | 33         | 1         | 6         | 7         | 84         |
| New Jersey   | 5          | 0         | 3         | 3         | 5          |
| NY Islanders | 5          | 0         | 0         | 0         | 4          |
| NY Rangers   | 5          | 1         | 1         | 2         | 8          |
| Ottawa       | 4          | 1         | 1         | 2         | 12         |
| Philadelphia | 5          | 0         | 0         | 0         | 4          |
| Phoenix      | 20         | 1         | 1         | 2         | 27         |
| Pittsburgh   | 4          | 1         | 0         | 1         | 2          |
| St. Louis    | 0          | 0         | 0         | 0         | 0          |
| San Jose     | 19         | 1         | 4         | 5         | 54         |
| Tampa Bay    | 4          | 0         | 1         | 1         | 0          |
| Toronto      | 4          | 0         | 0         | 0         | 4          |
| Vancouver    | 20         | 1         | 7         | 8         | 27         |
| Washington   | 5          | 0         | 3         | 3         | 4          |
| <b>Total</b> | <b>391</b> | <b>17</b> | <b>79</b> | <b>96</b> | <b>648</b> |

## LONGEST PERSONAL STREAKS:

|                      |         |                            |
|----------------------|---------|----------------------------|
| <b>GOALS:</b>        | 1 (13X) | 02/19/2008 (1G)            |
| <b>ASSISTS:</b>      | 4 (2X)  | 12/30/2008-01/09/2009 (4A) |
| <b>POINTS:</b>       | 4 (2X)  | 12/30/2008-01/09/2009 (4A) |
| <b>GAMES PLAYED:</b> | 126     | 01/05/2008-04/12/2009      |

## CAREER STATS

| Season                  | Club                  | League | GP         | REGULAR SEASON |           |           |            | PLAYOFFS  |          |          |          |           |           |
|-------------------------|-----------------------|--------|------------|----------------|-----------|-----------|------------|-----------|----------|----------|----------|-----------|-----------|
|                         |                       |        |            | G              | A         | PTS       | PIM        | GP        | G        | A        | PTS      | PIM       |           |
| 1997-98                 | Regina                | WHL    | 68         | 2              | 11        | 13        | 224        | —         | —        | —        | —        | —         | —         |
| 1998-99                 | Regina                | WHL    | 70         | 8              | 36        | 44        | 259        | —         | —        | —        | —        | —         | —         |
| 1999-2000               | Regina                | WHL    | 53         | 9              | 37        | 46        | 175        | —         | —        | —        | —        | —         | —         |
| 2000-01                 | Regina                | WHL    | 43         | 9              | 27        | 36        | 138        | —         | —        | —        | —        | —         | —         |
| 2001-02                 | St. Louis             | NHL    | 1          | 0              | 0         | 0         | 0          | 1         | 0        | 0        | 0        | 0         | 2         |
|                         | Worcester             | AHL    | 75         | 2              | 12        | 14        | 266        | 3         | 0        | 1        | 1        | 4         | 4         |
| 2002-03                 | St. Louis             | NHL    | 82         | 3              | 16        | 19        | 190        | 7         | 0        | 0        | 0        | 14        | 14        |
| 2003-04                 | St. Louis             | NHL    | 15         | 1              | 2         | 3         | 41         | —         | —        | —        | —        | —         | —         |
| 2004-05                 | Missouri River Otters | UHL    | 28         | 3              | 17        | 20        | 61         | 3         | 0        | 0        | 0        | 4         | 4         |
| 2005-06                 | St. Louis             | NHL    | 63         | 4              | 6         | 10        | 156        | —         | —        | —        | —        | —         | —         |
| 2006-07                 | St. Louis             | NHL    | 70         | 3              | 24        | 27        | 82         | —         | —        | —        | —        | —         | —         |
|                         | Peoria                | AHL    | 1          | 0              | 0         | 0         | 0          | —         | —        | —        | —        | —         | —         |
|                         | Canada                | WC     | 9          | 0              | 2         | 2         | 6          | —         | —        | —        | —        | —         | —         |
| 2007-08                 | St. Louis             | NHL    | 78         | 2              | 14        | 16        | 93         | —         | —        | —        | —        | —         | —         |
| 2008-09                 | St. Louis             | NHL    | 82         | 4              | 17        | 21        | 86         | 4         | 0        | 1        | 1        | 5         | 5         |
| <b>NHL TOTALS</b>       |                       |        | <b>391</b> | <b>17</b>      | <b>79</b> | <b>96</b> | <b>648</b> | <b>12</b> | <b>0</b> | <b>1</b> | <b>1</b> | <b>21</b> | <b>21</b> |
| <b>ST. LOUIS TOTALS</b> |                       |        | <b>391</b> | <b>17</b>      | <b>79</b> | <b>96</b> | <b>648</b> | <b>12</b> | <b>0</b> | <b>1</b> | <b>1</b> | <b>21</b> | <b>21</b> |



## CAM JANSSEN 55

**HOMETOWN:** Eureka, Missouri

**POSITION:** Right Wing    **SHOOTS:** Right

**HEIGHT:** 6-0    **WEIGHT:** 215

**BORN:** 4-15-84, St. Louis, Missouri

**2008-09:** Ranked 3rd on the team with 131 PIM ... Recorded his 100th penalty minute as a member of the Blues on Jan. 17 vs. Chicago ... Notched his first goal as a Blue on Jan. 15 vs. Colorado ... Registered his 300th career PIM on Jan. 13 at Calgary. **Playoffs:** Made his Blues postseason debut on April 19 vs. Vancouver.

**CAREER: 2007-08:** Was acquired by St. Louis from New Jersey in exchange for Bryce Salvador on Feb. 26, 2008 ... Became the first St. Louis-born player to play for the Blues when he made his debut with the club on Feb. 28 vs. Phoenix ... Skated in his 100th career NHL game on March 15 at Anaheim ... Recorded his first career NHL assist and point as a Blue on March 10 at Calgary. **2006-07:** Played in 48 games with New Jersey and nine games with Lowell (AHL) ... Scored his first career NHL goal (point) on Feb. 24 vs. Washington (Brent Johnson) ... Led the team with 114 penalty minutes ... Registered one assist and 29 penalty minutes in nine games with Lowell ... **2005-06:** Made his NHL debut on Nov. 5 at New York Rangers ... Played in 47 NHL and 26 AHL games during his second professional season ... Tied for first on the team with 91 penalty minutes ... Played in 26 games for Albany (AHL), recording four points (1g, 3a) along with 117 penalty minutes which ranked fourth on the club. **Playoffs:** Made his playoff debut and skated in all nine of the Devils' playoff games.

**MINOR CAREER: 2004-05:** Appeared in 70 AHL games during his first professional season with the Albany River Rats (AHL) ... Led the team with 337 penalty minutes.

**JUNIOR CAREER:** Played junior hockey with the St. Louis Sting (NAHL) in 2000-01, Windsor (OHL) in 2001-02 through 2003-04 and Guelph (OHL) in 2003-04 ... Finished the 2003-04 season with Ontario Hockey League Champion Guelph Storm ... Registered six points (3g, 3a) and 49 penalty minutes in 22 postseason games that season ... Represented the Storm at the 2004 Memorial Cup in Kelowna, B.C. and tallied 19 penalty minutes in three games.

**BACKGROUND:** Spends the offseason in Eureka, MO ... Lists Top Gun as his favorite movie and Seinfeld as his favorite TV show ... Enjoys listening to heavy metal music while working out and preparing for games ... Hobbies include boxing and working out ... Favorite NFL team is the Rams ... First job was moving cars for a local dealership.

**TRANSACTIONS:** Feb. 26, 2008 - Acquired by St. Louis from New Jersey in exchange for Bryce Salvador ... June 23, 2002 - New Jersey's fourth round selection, 117th overall.



# The Players



## CAREER HIGHLIGHTS:

### MOST GOALS

**GAME:** 1 – Twice – Last, Jan. 15, 2009 vs. Colorado

### MOST ASSISTS

**GAME:** 1 – Four Times – Last, Dec. 20, 2008 vs. Minnesota

### MOST POINTS

**GAME:** 1 – Six Times – Last, Jan. 15, 2009 vs. Colorado

### MOST PIM

**GAME:** 17 – March 28, 2006 at Ottawa

### MOST SHOTS

**GAME:** 2 – 12 Times – Last, Feb. 26, 2009 at Dallas

### CAREER PENALTY SHOTS:

NONE

### FIRST NHL GAME:

Nov. 5, 2005 at NY Rangers

### FIRST NHL GOAL:

Feb. 24, 2007 vs. Washington

### FIRST GAME AS A BLUE:

Feb. 28, 2008 vs. Phoenix

### FIRST GOAL AS A BLUE:

Jan. 15, 2009 vs. Colorado

## VERSUS NHL

| TEAM         | GP         | G        | A        | PTS      | PIM        |
|--------------|------------|----------|----------|----------|------------|
| Anaheim      | 6          | 0        | 0        | 0        | 17         |
| Atlanta      | 3          | 0        | 0        | 0        | 7          |
| Boston       | 4          | 0        | 0        | 0        | 0          |
| Buffalo      | 4          | 0        | 0        | 0        | 10         |
| Calgary      | 5          | 0        | 1        | 1        | 24         |
| Carolina     | 6          | 0        | 0        | 0        | 15         |
| Chicago      | 9          | 0        | 0        | 0        | 27         |
| Colorado     | 3          | 1        | 0        | 1        | 2          |
| Columbus     | 6          | 0        | 0        | 0        | 12         |
| Dallas       | 4          | 0        | 0        | 0        | 7          |
| Detroit      | 2          | 0        | 0        | 0        | 7          |
| Edmonton     | 4          | 0        | 0        | 0        | 9          |
| Florida      | 6          | 0        | 0        | 0        | 23         |
| Los Angeles  | 2          | 0        | 1        | 1        | 7          |
| Minnesota    | 2          | 0        | 1        | 1        | 2          |
| Montreal     | 5          | 0        | 1        | 1        | 12         |
| Nashville    | 10         | 0        | 0        | 0        | 18         |
| New Jersey   | 1          | 0        | 0        | 0        | 0          |
| NY Islanders | 14         | 0        | 0        | 0        | 35         |
| NY Rangers   | 12         | 0        | 0        | 0        | 20         |
| Ottawa       | 6          | 0        | 0        | 0        | 31         |
| Philadelphia | 8          | 0        | 0        | 0        | 10         |
| Phoenix      | 4          | 0        | 0        | 0        | 4          |
| Pittsburgh   | 11         | 0        | 0        | 0        | 10         |
| St. Louis    | 1          | 0        | 0        | 0        | 5          |
| San Jose     | 3          | 0        | 0        | 0        | 5          |
| Tampa Bay    | 4          | 0        | 0        | 0        | 2          |
| Toronto      | 9          | 0        | 0        | 0        | 26         |
| Vancouver    | 3          | 0        | 0        | 0        | 0          |
| Washington   | 6          | 1        | 0        | 1        | 7          |
| <b>Total</b> | <b>163</b> | <b>2</b> | <b>4</b> | <b>6</b> | <b>354</b> |

## LONGEST PERSONAL STREAKS:

|                      |        |                       |
|----------------------|--------|-----------------------|
| <b>GOALS:</b>        | 1 (2X) | 01/15/2009 (1G)       |
| <b>ASSISTS:</b>      | 1 (4X) | 12/20/2008 (1A)       |
| <b>POINTS:</b>       | 1 (6X) | 01/15/2009 (1G, 0A)   |
| <b>GAMES PLAYED:</b> | 25     | 01/09/2006-03/19/2006 |

## CAREER STATS

| Season                  | Club       | League | GP         | REGULAR SEASON |          |          | PIM        | PLAYOFFS  |          |          |          |           |
|-------------------------|------------|--------|------------|----------------|----------|----------|------------|-----------|----------|----------|----------|-----------|
|                         |            |        |            | G              | A        | PTS      |            | GP        | G        | A        | PTS      | PIM       |
| 2000-01                 | St. Louis  | NAHL   | 45         | 1              | 2        | 3        | 244        | —         | —        | —        | —        | —         |
| 2001-02                 | Windsor    | OHL    | 64         | 5              | 17       | 22       | 268        | 10        | 0        | 0        | 0        | 13        |
| 2002-03                 | Windsor    | OHL    | 50         | 1              | 12       | 13       | 211        | 7         | 0        | 1        | 1        | 22        |
| 2003-04                 | Windsor    | OHL    | 35         | 4              | 9        | 13       | 144        | —         | —        | —        | —        | —         |
|                         | Guelph     | OHL    | 29         | 7              | 4        | 11       | 125        | 22        | 3        | 3        | 6        | 49        |
| 2004-05                 | Albany     | AHL    | 70         | 1              | 3        | 4        | 337        | —         | —        | —        | —        | —         |
| 2005-06                 | New Jersey | NHL    | 47         | 0              | 0        | 0        | 91         | 9         | 0        | 0        | 0        | 26        |
|                         | Albany     | AHL    | 26         | 1              | 3        | 4        | 117        | —         | —        | —        | —        | —         |
| 2006-07                 | New Jersey | NHL    | 48         | 1              | 0        | 1        | 114        | —         | —        | —        | —        | —         |
|                         | Lowell     | AHL    | 9          | 0              | 1        | 1        | 29         | —         | —        | —        | —        | —         |
| 2007-08                 | St. Louis  | NHL    | 12         | 0              | 1        | 1        | 18         | —         | —        | —        | —        | —         |
|                         | Lowell     | AHL    | 3          | 0              | 0        | 0        | 4          | —         | —        | —        | —        | —         |
| 2008-09                 | St. Louis  | NHL    | 56         | 1              | 3        | 4        | 131        | 1         | 0        | 0        | 0        | 0         |
| <b>NHL TOTALS</b>       |            |        | <b>163</b> | <b>2</b>       | <b>4</b> | <b>6</b> | <b>354</b> | <b>10</b> | <b>0</b> | <b>0</b> | <b>0</b> | <b>26</b> |
| <b>ST. LOUIS TOTALS</b> |            |        | <b>68</b>  | <b>1</b>       | <b>4</b> | <b>5</b> | <b>149</b> | <b>1</b>  | <b>0</b> | <b>0</b> | <b>0</b> | <b>0</b>  |



## ERIK JOHNSON 6

**2008-09:** Sidelined for the season due to injury.

**CAREER:** **2007-08:** Made his NHL debut, while recording his first career NHL point (assist) on Oct. 4 at Phoenix ... Posted his first career goal (game-winner) on Oct. 6 at Los Angeles ... Represented the Western Conference at the 2008 NHL Young Guns Game ... Ranked seventh among all NHL rookies with 28 assists ... Was tied for fourth among all NHL rookies with 4 power play goals ... Was tied for sixth among all NHL rookies with 14 power play assists ... Finished ninth among all NHL rookies with three game-winning goals ... Was first among all Blues defenseman with 33 points (5g, 28a) and five goals ... Missed 10 games due to injury. **2006-07:** Played the season with the Minnesota Golden Gophers, leading them to the WCHA Regular Season and WCHA Final Five Championships ... He recorded 24 points (four goals, 20 assists) in 41 games played, while being named to the WCHA All-Rookie Team ... He led all WCHA rookie blue-liners in scoring while ranking third on Minnesota in scoring among defensemen. **2005-06:** Tallied 49 points (16g, 33a) along with 88 penalty minutes with the U.S. National Under-18 team ... Became the first player in Blues history to be drafted 1st overall by St. Louis ... **2004-05:** Collected 26 points (11g, 15a) in 57 games for the U.S. National Under-17 and 18 team.

### INTERNATIONAL CAREER:

Appeared in seven games for Team USA at the World Championships, collecting a pair of assists along with four penalty minutes ... He represented the United States at the 2007 World Junior Championships, recording 10 points (four goals, six assists) in seven games while being named the best defenseman of the tournament, becoming only the second U.S. player in tournament history to receive the honor ... Played in seven games at the 2006 World Junior Championships

**HOMETOWN:** Bloomington, Minnesota

**POSITION:** Defenseman **SHOOTS:** Right

**HEIGHT:** 6-4 **WEIGHT:** 236

**BORN:** 3-21-88, Bloomington, Minnesota

for Team USA, notching four points (1g, 3a) along with 18 penalty minutes ... Won a gold medal for the second consecutive year for Team USA at the 2006 World Under-18 Championships, notching 10 points (4g, 6a) and 27 penalty minutes ... Won the gold medal for Team USA at the 2005 World Under-18 Championships ... Played for Team USA at the 2005 Four Nations Cup, recording four points (1g, 3a).

**BACKGROUND:** His ultimate dead golf foursome would be his Grandma, his great uncle, and JFK ... His ultimate golf foursome is his Dad, Tiger Woods and Jessica Biel ... Favorite reality T.V. show is the Real World ... Favorite T.V. show is Prison Break and Sportscenter ... Favorite band is Nickelback and favorite performer is Kenny Chesney ... Played baseball, football and hockey as a kid ... If he was not a hockey player he would be a radio DJ.

**TRANSACTIONS:** June 24, 2006 - St. Louis's first round selection, first overall, in the 2006 Entry Draft.



# The Players



## CAREER HIGHLIGHTS:

### MOST GOALS

**GAME:** 1 – Five Times – Last, March 28, 2008 at Detroit

### MOST ASSISTS

**GAME:** 3 – Twice – Last, Jan. 8, 2008 vs. Columbus

### MOST POINTS

**GAME:** 3 – Twice – Last, Jan. 8, 2008 vs. Columbus

### MOST PIM

**GAME:** 2 – 19 Times – Last, April 5, 2008 vs. Columbus

### MOST SHOTS

**GAME:** 6 – March 11, 2008 at Edmonton

### CAREER PENALTY SHOTS:

NONE

### FIRST NHL GAME:

Oct. 4, 2007 at Phoenix

### FIRST NHL GOAL:

Oct. 6, 2007 at Los Angeles

### FIRST GAME AS A BLUE:

Oct. 4, 2007 at Phoenix

### FIRST GOAL AS A BLUE:

Oct. 6, 2007 at Los Angeles

## VERSUS NHL


| TEAM         | GP        | G        | A         | PTS       | PIM       |
|--------------|-----------|----------|-----------|-----------|-----------|
| Anaheim      | 3         | 0        | 0         | 0         | 0         |
| Atlanta      | 1         | 0        | 1         | 1         | 0         |
| Boston       | 1         | 0        | 0         | 0         | 2         |
| Buffalo      | 1         | 0        | 0         | 0         | 0         |
| Calgary      | 3         | 0        | 0         | 0         | 0         |
| Carolina     | 1         | 0        | 0         | 0         | 0         |
| Chicago      | 5         | 0        | 3         | 3         | 0         |
| Colorado     | 3         | 0        | 1         | 1         | 2         |
| Columbus     | 7         | 0        | 6         | 6         | 2         |
| Dallas       | 4         | 0        | 0         | 0         | 2         |
| Detroit      | 8         | 3        | 2         | 5         | 2         |
| Edmonton     | 4         | 0        | 5         | 5         | 2         |
| Florida      | 1         | 0        | 0         | 0         | 0         |
| Los Angeles  | 4         | 1        | 2         | 3         | 0         |
| Minnesota    | 2         | 0        | 1         | 1         | 4         |
| Montreal     | 1         | 0        | 1         | 1         | 2         |
| Nashville    | 7         | 0        | 3         | 3         | 0         |
| New Jersey   | 0         | 0        | 0         | 0         | 0         |
| NY Islanders | 0         | 0        | 0         | 0         | 0         |
| NY Rangers   | 0         | 0        | 0         | 0         | 0         |
| Ottawa       | 1         | 0        | 0         | 0         | 0         |
| Philadelphia | 0         | 0        | 0         | 0         | 0         |
| Phoenix      | 3         | 0        | 1         | 1         | 2         |
| Pittsburgh   | 0         | 0        | 0         | 0         | 0         |
| St. Louis    | 0         | 0        | 0         | 0         | 0         |
| San Jose     | 4         | 0        | 1         | 1         | 4         |
| Tampa Bay    | 1         | 0        | 0         | 0         | 0         |
| Toronto      | 1         | 0        | 1         | 1         | 0         |
| Vancouver    | 3         | 1        | 0         | 1         | 4         |
| Washington   | 0         | 0        | 0         | 0         | 0         |
| <b>Total</b> | <b>69</b> | <b>5</b> | <b>28</b> | <b>33</b> | <b>28</b> |

## LONGEST PERSONAL STREAKS:

|                      |        |                                |
|----------------------|--------|--------------------------------|
| <b>GOALS:</b>        | 1 (5X) | 03/28/2008 (1G)                |
| <b>ASSISTS:</b>      | 4 (1X) | 03/29/2008-04/05/2008 (4A)     |
| <b>POINTS:</b>       | 5 (1X) | 03/28/2008-04/05/2008 (1G, 4A) |
| <b>GAMES PLAYED:</b> | 35     | 01/24/2008-04/06/2008          |

## CAREER STATS

| Season                  | Club             | League  | REGULAR SEASON |          |           |           |           | PLAYOFFS     |   |   |     |     |
|-------------------------|------------------|---------|----------------|----------|-----------|-----------|-----------|--------------|---|---|-----|-----|
|                         |                  |         | GP             | G        | A         | PTS       | PIM       | GP           | G | A | PTS | PIM |
| 2004-05                 | US National Team | U-17/18 | 57             | 11       | 15        | 26        | 26        | —            | — | — | —   | —   |
|                         | United States    | U-18 WC | 4              | 0        | 0         | 0         | 0         | —            | — | — | —   | —   |
|                         | United States    | 4N Cup  | 4              | 1        | 3         | 4         | 0         | —            | — | — | —   | —   |
| 2005-06                 | US National Team | U-18    | 47             | 16       | 33        | 49        | 88        | —            | — | — | —   | —   |
|                         | United States    | U-18 WC | 6              | 4        | 6         | 10        | 27        | —            | — | — | —   | —   |
| 2006-07                 | U. of Minnesota  | NCAA    | 41             | 4        | 20        | 24        | 50        | —            | — | — | —   | —   |
|                         | United States    | WC      | 7              | 0        | 2         | 2         | 4         | —            | — | — | —   | —   |
| 2007-08                 | St. Louis        | NHL     | 69             | 5        | 28        | 33        | 28        | —            | — | — | —   | —   |
| 2008-09                 |                  |         |                |          |           |           |           | Did Not Play |   |   |     |     |
| <b>NHL TOTALS</b>       |                  |         | <b>69</b>      | <b>5</b> | <b>28</b> | <b>33</b> | <b>28</b> | —            | — | — | —   | —   |
| <b>ST. LOUIS TOTALS</b> |                  |         | <b>69</b>      | <b>5</b> | <b>28</b> | <b>33</b> | <b>28</b> | —            | — | — | —   | —   |



**PAUL  
KARIYA** 9

**2008-09:** Recorded 15 points (2g, 13a) in 11 games ... Notched at least one point in nine of his 11 games ... Sidelined 71 games due injury.

**CAREER:** **2007-08:** Was tied for first on the team with 65 points (16g, 49a) and ranked fourth on the team with 16 goals ... Ranked first on the team with 49 assists ... Led the team with 223 shots ... Tallied his 10th career hat-trick and his 900th career NHL point on Dec. 29 at Dallas ... Recorded a career-high 50 penalty minutes ... Played in his 900th career NHL game on April 1 vs. Nashville ... Was one of two Blues to skate in all 82 games. **2006-07:** Led the Predators in points with 76 (24g, 52a) ... Ranked third on the team with 24 goals ... Was tied for second on the team in power-play points with 25 (5g, 20a) ... Posted 21 multi-point games ... Scored at least 20 goals for the ninth time in 12 NHL seasons, hit the 50-assist mark for the sixth time and hit the 75-point mark for the seventh time ... Was one of three Predators to appear in all 82 games ... Has played in all 82 games in four of his last five seasons ... Registered his 500th career assist on April 5 vs. St. Louis ... Posted a six-game point streak (3g-5a-8pts) from March 3-13 ... Skated in his 800th NHL game on Feb. 19 vs. Phoenix ... Registered his 800th career NHL assist on Nov. 1 vs. Edmonton. **Playoffs:** Skated in five playoff games, notching a pair of assists. **2005-06:** Led Nashville in scoring and established franchise records in assists (54), points (31g-54a-85pts) and power-play points (13g-32a-45pts). His point total was his highest since 1999-00... Led the Predators in shots (245), tied for the team lead with a franchise-record 31 goals and tied a franchise mark with 14 power-play goals... Tied for third in the NHL in shootout conversions (min. five attempts) with a .714 shootout scoring percentage. Led Nashville in shootout goals (5)... One of two Predators to appear in all 82 games, playing a complete slate for the fifth time in 11 NHL seasons... Scored at least 30 goals for the seventh time in his career, hit the 80-point mark for the sixth time and passed the 50-assist mark for the fifth time... Recorded a franchise-record 25 multi-point games, including 19 two-point games, five three-point contests and one four-point tilt. Also notched six two-goal games and one hat trick... Posted his ninth career hat trick and a season-high four points (3g-1a) on April 18 vs. Detroit... Skated in his 700th NHL game on Jan. 11 at Atlanta... Posted points (3g-6a) in six straight games from Jan. 10-21... Recorded his 400th NHL assist on Oct. 25 vs. Chicago. **Playoffs:** Led Nashville in post-season scoring with seven points (2g-5a) in five games... Led the club in assists, power-play goals (2) and tied for the lead in goals... Led team forwards in average ice time (20:46)... Set a franchise record for single-playoff-game points/assists when he netted four helpers in Game One

**HOMETOWN:** Vancouver, British Columbia

**POSITION:** Left Wing **SHOOTS:** Left

**HEIGHT:** 5-10 **WEIGHT:** 185

**BORN:** 10-16-74, Vancouver, British Columbia

of the Western Conference Quarterfinals vs. San Jose (April 21). **2004-05:** DID NOT PLAY **2003-04:** Departed Anaheim as the franchise's all-time leader in goals (300), assists (369), points (669), game-winning goals (44), power-play goals (107), shorthanded goals (16), shorthanded points (21) and shots on goal (2455)... Notched his 700th career point (assist) on March 20, 2004 at Toronto... Missed 31 games in 2003-04 with a wrist injury and most of the 2004 post-season with an ankle injury... Honored as a Second Team NHL All-Star following the **2002-03** season when he led the Mighty Ducks to a Western Conference Championship and Game 7 of the Stanley Cup Finals... Played in his seventh (and fifth consecutive) NHL All-Star Game in 2003... Played in all 82 games in 2002-03 for the fourth time in his career and recorded a career-high 48 penalty minutes... Led Anaheim in points (81) and assists (56) in 2002-03... Scored his 300th NHL goal on March 19, 2003 at Chicago... Recorded his fourth career five-point game (2g-3a) on Dec. 8, 2002 vs. St. Louis... Posted his eighth career hat trick (3g-1a) on Oct. 31, 2002 at Boston... Played in all 82 games in **2001-02** and led Anaheim in goals (32) and points (57)... Among 2001-02 NHL leaders, he ranked fourth in game-winning goals (8) and sixth in shots (289)... Notched two hat tricks in 2001-02, including one in his 500th NHL game on Feb. 6 vs. Philadelphia. The other came on Jan. 14 vs. Nashville... Failed to record a shot on goal on Dec. 18, 2001 at Minnesota, ending a streak of 144 consecutive games with at least one shot, dating back to Jan. 17, 2000 vs. Buffalo... Recorded his 300th NHL assist on Dec. 2, 2001 vs. Nashville... Won a gold medal with Canada at the 2002 Olympic Games... Led Anaheim in goals (33), points (67), power-play goals (18), shorthanded goals (3) and shots (230) and tied for the team lead in game-winning goals (3) in **2000-01** ... Started at left wing in the 2001 NHL All-Star Game... Notched two hat tricks in 2000-01 - March 29 at San Jose and Feb. 19 vs. Calgary... Posted a nine-game scoring streak (5g-10a) from Oct. 16-30, 2000... Missed 16 games with a broken foot in 2000-01... Named a Second Team NHL All-Star for the **1999-2000** campaign after ranking fourth in the league in points (42g-44a-86pts) and tying for fourth in goals... Also ranked fifth in the NHL in power-play points (31) and third in shots (324)... Started in the 2000 NHL All-Star Game... Posted a four-assist/five-point game (1g-4a) on Feb. 16, 2000 vs. Calgary... Posted a career-high six-game goal-scoring streak (10g) from Jan. 19-31 as part of a Mighty Ducks franchise-record 13-goal Jan. 2000... Named a First Team NHL All-Star in **1998-99** for the third time in four years... Set a career-high in 1998-99 with 62 assists... Led the NHL in shots (429), ranked third in points (101) and assists and tied for tenth in goals (39) in 1998-99. His shot total was the second-highest single-season total in NHL history... Also ranked

# The Players

third in the NHL in 1998-99 in power-play assists (32) and tied for third in power-play points (43)... Ranked third among NHL forwards in average time on ice (25:30)... Posted a career-high seven-game assist streak (11a) from Dec. 6-21, 1998... Recorded at least one point (8g-23a) in 17 straight home games from Nov. 6, 1998-Jan. 13, 1999... Recorded a career-high four assists - all in the second period - on Dec. 16, 1998 vs. Nashville... Registered an 11-game point-scoring streak (7g-9a) from Nov. 6-Dec. 2, 1998... Named the NHL Player of the Week for the week of Nov. 16-22, 1998 (3gp, 3g-4a)... Posted at least 10 shots in three consecutive games from Nov. 8-13, 1998. According to Elias Sports Bureau, he became the first player to accomplish this feat since at least the 1980-81 season, when ESB began tracking individual shots... Since the Elias Sports Bureau began tracking individual shots in periods (1994-95), he became the first player to account for nine shots in a single period (Nov. 8, 1998 vs. Detroit)... Tied for the Anaheim team lead in playoff scoring (1g-3a) in 1999, including a three-point game (1g-2a) in Game One of the Western Conference Quarterfinals vs. Detroit... Missed the final 28 games of the 1997-98 season and the 1998 Winter Olympics after suffering a concussion on Feb. 1, 1998 vs. Chicago... Averaged 1.41 points per game in 1997-98 (17g-14a-31 points in 22 games), tops in the NHL... Named the NHL Player of the Month for Jan. 1998, posting 18 points (10g-8a) in 13 games to lead all scorers... Named NHL Player of the Week for the week of Jan. 19-25, 1998... Posted a hat trick and two assists on Jan. 21, 1998 vs. Florida... Named a First Team NHL All-Star for 1996-97, and honored with the Lady Byng Trophy (sportsmanship)... Finished the 1996-97 season second in the balloting for the Hart Trophy (most valuable player)... Voted a starter for the 1997 NHL All-Star Game... Led the NHL in shots in 1996-97 (340) and finished the season third in overall scoring (44g-55a-99pts)... Also ranked among 1996-97 NHL leaders in goals (ninth), assists (tied for 12<sup>th</sup>), power-play goals (tied for third with 15), power-play points (tied for sixth with 34) and plus-minus rating (tied for sixth at +36)... Named Anaheim's team captain in 1996-97 and wore the "C" until his departure following the 2002-03 season... Posted his first career hat trick on Jan. 10, 1996 vs. Buffalo... Notched five points (2g-3a) on Dec. 20, 1996 vs. Calgary... Led Anaheim in playoff scoring (7g-6a-13pts) in 1997... Selected to play for Canada at the 1996 World Cup of Hockey but missed the tournament with an abdominal injury... Selected a First Team NHL All-Star for 1995-96 and also captured his first Lady Byng Trophy... Recorded career-highs in goals (50) and points (108) and finished the 1995-96 season tied for seventh in the NHL in both of those categories... Also tied for second in the NHL in power-play goals (20), tied for fifth in game-winning goals (9) and ranked fourth in shots (349)... Named the NHL Player of the Month for April 1996 with seven goals and seven assists in seven games... Named NHL Player of the Week for April 1-7, 1996 (3gp, 3g-4a)... Became the 14<sup>th</sup> youngest player in NHL history to net 50 goals in a season when he scored twice on April 14, 1996 vs. Winnipeg, and the 10<sup>th</sup> youngest to garner a 100-point season... Won a silver medal with Canada at the 1996 World Championships... Named to the NHL All-Rookie Team in 1994-95 and a finalist for the Calder Memorial Trophy (outstanding rookie)... Led Anaheim in points (39), goals (18), shots (134), power-play goals (7) and games played (47) in 1994-95... Also tied for the team lead in assists (21) during his rookie campaign... Ranked in the top two of nine different NHL rookie

categories, including points (second), goals (first), assists (second), power-play goals (second), power-play assists (second), power-play points (tied for second), game-winning goals (tied for first) and shots (first)... Began his first NHL season by recording points (4g-3a) in five of his first seven games.

**INTERNATIONAL:** Captured the Gold Medal at the 2002 Olympic Winter Games with Team Canada ... Won a gold medal with Canada, earned a spot on the tournament's First All-Star Team and was named top forward at the 1994 World Championships... Captured a silver medal with Canada at the 1994 Winter Olympics in Lillehammer, Norway... Won a gold medal with Canada at the 1993 World Junior Championships... Won a silver medal with Canada's U-18 junior team at the 1991 Phoenix Cup.

**COLLEGE CAREER:** Helped Maine claim the national championship in 1993, earning a spot on the NCAA Championship All-Tournament Team... Earned the Hobey Baker Memorial Award (top U.S. collegiate player) after his freshman season (1992-93) and was also named an NCAA East First Team All-American. Became the first freshman to win the Hobey Baker... Also named the 1993 Hockey East Player of the Year and Rookie of the Year, and was a member of the 1993 Hockey East First All-Star Team and a Hockey East All-Academic selection.

The first player since Brian Leetch (1986-87) to win both Hockey East Player and Rookie of the Year awards in the same season... Named the Hockey East Rookie of the Month in Nov. 1992, Dec. 1992 and Feb. 1993... Set University of Maine single-season records in 1992-93 for assists (75) and points (100). Also holds Hockey East freshman records in those two categories... Set a Maine record with a 31-game point-scoring streak (Oct. 23, 1992-March 2, 1993)...

**BACKGROUND:** Inducted into the British Columbia Sports Hall of Fame as a member of Canada's 2002 gold-medal Olympic team in 2003... The eldest son of Sharon Kariya and the late Tetsuhiko Kariya and the second-oldest of five children (two brothers, two sisters)... All three Kariya brothers (Steven and Martin) attended the University of Maine on NCAA athletic scholarships and all three play hockey professionally - Steven in Sweden and Martin with the Blues ... A long-time financial supporter of the local Children's Hospital where he resides... Regularly donates season tickets to youth and children's groups who would otherwise have not had the opportunity to attend hockey games... Enjoys roller-blading, surfing, reading, golfing and going to the movies... Favorites include: *The Godfather* (movie), *Seinfeld* (TV show), Robert DeNiro (actor), Japanese (food), Hawaii (vacation spot)... If he didn't play hockey, he would be a teacher... Winning the Olympic gold medal with Canada in 2002 is his favorite hockey memory... National spokesperson, along with Jayna Hefford, for Hockey Canada's Initiation Program, which emphasizes a skills-first approach to learning hockey.

**TRANSACTIONS:** July 1, 2007 - Signed as a free agent by St. Louis ... August 5, 2005 - Signed as a free agent by Nashville ... July 3, 2003 - Signed as a free agent by Colorado... June 26, 1993 - Anaheim's first choice, fourth overall (first round), in the 1993 Entry Draft.

# PAUL KARIYA

## VERSUS NHL

| TEAM         | GP         | G          | A          | PTS        | PIM        |
|--------------|------------|------------|------------|------------|------------|
| Anaheim      | 15         | 3          | 9          | 12         | 16         |
| Atlanta      | 8          | 3          | 6          | 9          | 4          |
| Boston       | 14         | 10         | 10         | 20         | 10         |
| Buffalo      | 14         | 8          | 8          | 16         | 2          |
| Calgary      | 49         | 21         | 41         | 62         | 33         |
| Carolina     | 15         | 6          | 11         | 17         | 4          |
| Chicago      | 62         | 28         | 38         | 66         | 18         |
| Colorado     | 43         | 17         | 25         | 42         | 20         |
| Columbus     | 39         | 15         | 25         | 40         | 26         |
| Dallas       | 54         | 19         | 29         | 48         | 20         |
| Detroit      | 60         | 23         | 26         | 49         | 14         |
| Edmonton     | 50         | 14         | 27         | 41         | 16         |
| Florida      | 17         | 7          | 12         | 19         | 4          |
| Los Angeles  | 60         | 31         | 37         | 68         | 28         |
| Minnesota    | 25         | 8          | 9          | 17         | 18         |
| Montreal     | 13         | 7          | 6          | 13         | 4          |
| Nashville    | 29         | 11         | 19         | 30         | 18         |
| New Jersey   | 15         | 7          | 9          | 16         | 0          |
| NY Islanders | 15         | 6          | 10         | 16         | 2          |
| NY Rangers   | 14         | 6          | 9          | 15         | 6          |
| Ottawa       | 15         | 4          | 11         | 15         | 4          |
| Philadelphia | 12         | 7          | 7          | 14         | 4          |
| Phoenix      | 53         | 24         | 23         | 47         | 20         |
| Pittsburgh   | 15         | 7          | 14         | 21         | 4          |
| St. Louis    | 48         | 21         | 33         | 54         | 16         |
| San Jose     | 56         | 24         | 36         | 60         | 20         |
| Tampa Bay    | 17         | 9          | 11         | 20         | 10         |
| Toronto      | 21         | 11         | 14         | 25         | 2          |
| Vancouver    | 49         | 19         | 30         | 49         | 20         |
| Washington   | 17         | 8          | 17         | 25         | 0          |
| <b>Total</b> | <b>914</b> | <b>384</b> | <b>562</b> | <b>946</b> | <b>363</b> |

## CAREER HIGHLIGHTS:

### MOST GOALS

**GAME:** 3 – 10 Times – Last, Dec. 29, 2007 at Dallas

### MOST ASSISTS

**GAME:** 4 – Twice – Last, Feb. 16, 2000 vs. Calgary

### MOST POINTS

**GAME:** 5 – 4 Times – Last, Dec. 18, 2002 vs. St. Louis

### MOST PIM

**GAME:** 17 – Jan. 28, 1998 vs. Calgary

### MOST SHOTS

**GAME:** 12 – 3 Times – Last, March 10, 1999 vs. Vancouver

### CAREER PENALTY SHOTS:

8 (2 Goals) – Last, Dec. 23, 2006 vs. Los Angeles (Dan Cloutier – Save)

### FIRST NHL GAME:

Jan. 20, 1995 at Edmonton

### FIRST NHL GOAL:

Jan. 21, 1995 at Winnipeg

### FIRST GAME AS A BLUE:

Oct. 4, 2007 at Phoenix

### FIRST GOAL AS A BLUE:

Oct. 17, 2007 at Chicago



# The Players




## LONGEST PERSONAL STREAKS:

|                      |         |                                 |
|----------------------|---------|---------------------------------|
| <b>GOALS:</b>        | 6 (1X)  | 01/19/2000-01/31/2000 (10G)     |
| <b>ASSISTS:</b>      | 8 (1X)  | 04/05/2008-10/22/2008 (12A)     |
| <b>POINTS:</b>       | 18 (1X) | 03/19/1997-12/27/1997 (15G-14A) |
| <b>GAMES PLAYED:</b> | 301     | 01/06/2004-11/05/2008           |

## CAREER STATS

| Season                  | Club        | League    | GP         | REGULAR SEASON |            |            |            | PLAYOFFS  |           |           |           |           |
|-------------------------|-------------|-----------|------------|----------------|------------|------------|------------|-----------|-----------|-----------|-----------|-----------|
|                         |             |           |            | G              | A          | PTS        | PIM        | GP        | G         | A         | PTS       | PIM       |
| 1992-93                 | U. of Maine | NCAA      | 39         | 25             | 75         | 100        | 12         | —         | —         | —         | —         | —         |
| 1993-94                 | Canada      | Nat. Team | 31         | 10             | 38         | 48         | 4          | —         | —         | —         | —         | —         |
|                         | U. of Maine | NCAA      | 12         | 8              | 16         | 24         | 4          | —         | —         | —         | —         | —         |
| 1994-95                 | Anaheim     | NHL       | 47         | 18             | 21         | 39         | 4          | —         | —         | —         | —         | —         |
| 1995-96                 | Anaheim     | NHL       | 82         | 50             | 58         | 108        | 20         | —         | —         | —         | —         | —         |
| 1996-97                 | Anaheim     | NHL       | 69         | 44             | 55         | 99         | 6          | 11        | 7         | 6         | 13        | 4         |
| 1997-98                 | Anaheim     | NHL       | 22         | 17             | 14         | 31         | 23         | —         | —         | —         | —         | —         |
| 1998-99                 | Anaheim     | NHL       | 82         | 39             | 62         | 101        | 40         | 3         | 1         | 3         | 4         | 0         |
| 1999-2000               | Anaheim     | NHL       | 74         | 42             | 44         | 86         | 24         | —         | —         | —         | —         | —         |
| 2000-01                 | Anaheim     | NHL       | 66         | 33             | 34         | 67         | 20         | —         | —         | —         | —         | —         |
| 2001-02                 | Anaheim     | NHL       | 82         | 32             | 25         | 57         | 28         | —         | —         | —         | —         | —         |
| 2002-03                 | Anaheim     | NHL       | 82         | 25             | 56         | 81         | 46         | 21        | 6         | 6         | 12        | 6         |
| 2003-04                 | Colorado    | NHL       | 51         | 11             | 25         | 36         | 22         | 1         | 0         | 1         | 1         | 0         |
| 2004-05                 |             |           |            | Did Not Play   |            |            |            |           |           |           |           |           |
| 2005-06                 | Nashville   | NHL       | 82         | 31             | 54         | 85         | 40         | 5         | 2         | 5         | 7         | 0         |
| 2006-07                 | Nashville   | NHL       | 82         | 24             | 52         | 76         | 36         | 5         | 0         | 2         | 2         | 2         |
| 2007-08                 | St. Louis   | NHL       | 82         | 16             | 49         | 65         | 50         | —         | —         | —         | —         | —         |
| 2008-09                 | St. Louis   | NHL       | 11         | 2              | 13         | 15         | 2          | —         | —         | —         | —         | —         |
| <b>NHL TOTALS</b>       |             |           | <b>914</b> | <b>384</b>     | <b>562</b> | <b>946</b> | <b>363</b> | <b>46</b> | <b>16</b> | <b>23</b> | <b>39</b> | <b>12</b> |
| <b>ST. LOUIS TOTALS</b> |             |           | <b>93</b>  | <b>18</b>      | <b>62</b>  | <b>80</b>  | <b>52</b>  | <b>—</b>  | <b>—</b>  | <b>—</b>  | <b>—</b>  | <b>—</b>  |



# D.J. KING 19

**HOMETOWN:** Meadow Lake, Saskatchewan

**POSITION:** Left Wing    **SHOOTS:** Left

**HEIGHT:** 6-3    **WEIGHT:** 230

**BORN:** 6-27-84, Meadow Lake, Saskatchewan

**2008-09:** Played in one game recording an assist ... Missed the majority of the season due to injury.

**TRANSACTIONS:** June 23, 2002 - St. Louis' sixth round selection, 190th overall.

**CAREER: 2007-08:** Ranked first on the team with 100 penalty minutes ... Recorded his first career game-winning goal on Dec. 1 vs. Chicago ... Tallied his 100th career NHL penalty minute on Jan. 5 vs. Carolina ... Tallied career highs in all offensive categories, goals (3), assists (3) and points (6). **2006-07:** Recorded his first career NHL goal on April 3 at Phoenix ... Notched his first career NHL point (assist) on April 2 at Dallas ... Made his NHL debut on Oct. 5 at San Jose ... Spent the majority of the season with Peoria, collecting seven points (3g, 4a) along with 102 penalty minutes in 35 games played.

**MINOR CAREER: 2005-06:** Spent the majority of the season with the Peoria Rivermen, collecting 11 points (5g, 6a) along with 160 penalty minutes ... Ranked second on the Rivermen with 160 penalty minutes. **2004-05:** Played in 74 games with the Worcester IceCats of the American Hockey League, leading the team with 178 penalty minutes in his first professional hockey season ... Notched 14 points (6g, 8a).

**JUNIOR CAREER: 2003-04:** Split the season between Lethbridge and Kelowna of the Western Hockey League, recording 30 points (13g, 17a) in 63 games ... Registered a career-high 182 penalty minutes ... Collected a career-high seven postseason points (1g, 6a), playing in a career-high 17 playoff games. **2002-03:** Played in his second season with Lethbridge, setting career-highs in all major offensive categories: goals (15), assists (17), and points (32) ... Finished second on the club with 139 penalty minutes. **2001-02:** Was the 2001-02 Hurricanes Scholastic Player of the Year ... Ranked eighth on the Lethbridge Hurricanes of the WHL, appearing in 65 games ... Skated in all four Hurricane playoff games, notching a goal and two penalty minutes ... Recorded 25 points (11g, 14a) and 104 penalty minutes.

**BACKGROUND:** Put on his first pair of skates at age two ... Hockey idol growing up was Todd Bertuzzi ... Favorite hockey moment was winning the Memorial Cup ... Favorite game show is 1 vs. 100 ... Favorite music is country and favorite performer is Brad Paisley ... Lists House and Family Guy as his favorite TV shows ... Hobbies include fishing, golf and riding horses ... Ultimate golf foursome would include Lance Armstrong, Wayne Gretzky and Scarlett Johansson.



# The Players



## CAREER HIGHLIGHTS:

### MOST GOALS

**GAME:** 1 – Four Times – Last, March 23, 2008 at Chicago

### MOST ASSISTS

**GAME:** 1 – Five Times – Last, Oct. 16, 2008 vs. Dallas

### MOST POINTS

**GAME:** 1 – Nine Times – Last, Oct. 16, 2008 vs. Dallas

### MOST PIM

**GAME:** 7 – Seven Times – Last, April 6, 2008 at Columbus

### MOST SHOTS

**GAME:** 3 – Twice – Last, Dec. 4, 2007 at Calgary

### CAREER PENALTY SHOTS:

None

### FIRST NHL GAME:

Oct. 5, 2006 at San Jose

### FIRST NHL GOAL:

April 3, 2007 at Phoenix

### FIRST GAME AS A BLUE:

Oct. 5, 2006 at San Jose

### FIRST GOAL AS A BLUE:

April 3, 2007 at Phoenix

## VERSUS NHL


| TEAM         | GP        | G        | A        | PTS      | PIM        |
|--------------|-----------|----------|----------|----------|------------|
| Anaheim      | 7         | 0        | 0        | 0        | 27         |
| Atlanta      | 0         | 0        | 0        | 0        | 0          |
| Boston       | 2         | 0        | 0        | 0        | 9          |
| Buffalo      | 1         | 0        | 0        | 0        | 0          |
| Calgary      | 3         | 0        | 0        | 0        | 7          |
| Carolina     | 1         | 0        | 0        | 0        | 5          |
| Chicago      | 9         | 2        | 0        | 2        | 11         |
| Colorado     | 2         | 0        | 1        | 1        | 0          |
| Columbus     | 11        | 0        | 0        | 0        | 19         |
| Dallas       | 6         | 0        | 2        | 2        | 12         |
| Detroit      | 3         | 0        | 1        | 1        | 4          |
| Edmonton     | 5         | 0        | 0        | 0        | 5          |
| Florida      | 0         | 0        | 0        | 0        | 0          |
| Los Angeles  | 4         | 0        | 0        | 0        | 7          |
| Minnesota    | 7         | 0        | 0        | 0        | 10         |
| Montreal     | 1         | 0        | 0        | 0        | 0          |
| Nashville    | 7         | 0        | 1        | 1        | 20         |
| New Jersey   | 0         | 0        | 0        | 0        | 0          |
| NY Islanders | 0         | 0        | 0        | 0        | 0          |
| NY Rangers   | 0         | 0        | 0        | 0        | 0          |
| Ottawa       | 2         | 0        | 0        | 0        | 0          |
| Philadelphia | 0         | 0        | 0        | 0        | 0          |
| Phoenix      | 4         | 1        | 0        | 1        | 0          |
| Pittsburgh   | 0         | 0        | 0        | 0        | 0          |
| St. Louis    | 0         | 0        | 0        | 0        | 0          |
| San Jose     | 6         | 0        | 0        | 0        | 14         |
| Tampa Bay    | 1         | 0        | 0        | 0        | 0          |
| Toronto      | 1         | 0        | 0        | 0        | 0          |
| Vancouver    | 6         | 1        | 0        | 1        | 2          |
| Washington   | 0         | 0        | 0        | 0        | 0          |
| <b>Total</b> | <b>89</b> | <b>4</b> | <b>5</b> | <b>9</b> | <b>152</b> |

## LONGEST PERSONAL STREAKS:

|                      |        |                               |
|----------------------|--------|-------------------------------|
| <b>GOALS:</b>        | 1 (4X) | 03/23/2008 (1G)               |
| <b>ASSISTS:</b>      | 1 (5X) | 10/16/2008 (1A)               |
| <b>POINTS:</b>       | 2 (1X) | 04/02/2007-04/03/2007 (1G-1A) |
| <b>GAMES PLAYED:</b> | 12     | 03/08/2008-04/01/2008         |

## CAREER STATS

| Season                  | Club       | League | REGULAR SEASON |          |          |          |            | PLAYOFFS |          |          |          |          |
|-------------------------|------------|--------|----------------|----------|----------|----------|------------|----------|----------|----------|----------|----------|
|                         |            |        | GP             | G        | A        | PTS      | PIM        | GP       | G        | A        | PTS      | PIM      |
| 2001-02                 | Lethbridge | WHL    | 65             | 10       | 14       | 24       | 104        | 4        | 1        | 0        | 1        | 2        |
| 2002-03                 | Lethbridge | WHL    | 55             | 15       | 17       | 32       | 139        | —        | —        | —        | —        | —        |
| 2003-04                 | Lethbridge | WHL    | 35             | 8        | 15       | 23       | 102        | —        | —        | —        | —        | —        |
|                         | Kelowna    | WHL    | 28             | 5        | 2        | 7        | 80         | 17       | 1        | 6        | 7        | 16       |
| 2004-05                 | Worcester  | AHL    | 74             | 6        | 8        | 14       | 178        | —        | —        | —        | —        | —        |
| 2005-06                 | Peoria     | AHL    | 67             | 5        | 6        | 11       | 160        | 2        | 0        | 0        | 0        | 2        |
|                         | Alaska     | ECHL   | 5              | 0        | 4        | 4        | 4          | —        | —        | —        | —        | —        |
| 2006-07                 | St. Louis  | NHL    | 27             | 1        | 1        | 2        | 52         | —        | —        | —        | —        | —        |
|                         | Peoria     | AHL    | 38             | 5        | 4        | 9        | 102        | —        | —        | —        | —        | —        |
| 2007-08                 | St. Louis  | NHL    | 61             | 3        | 3        | 6        | 100        | —        | —        | —        | —        | —        |
| 2008-09                 | St. Louis  | NHL    | 1              | 0        | 1        | 1        | 0          | —        | —        | —        | —        | —        |
| <b>NHL TOTALS</b>       |            |        | <b>89</b>      | <b>4</b> | <b>5</b> | <b>9</b> | <b>152</b> | <b>—</b> | <b>—</b> | <b>—</b> | <b>—</b> | <b>—</b> |
| <b>ST. LOUIS TOTALS</b> |            |        | <b>89</b>      | <b>4</b> | <b>5</b> | <b>9</b> | <b>152</b> | <b>—</b> | <b>—</b> | <b>—</b> | <b>—</b> | <b>—</b> |



# CHRIS MASON 50

**2008-09:** Posted the highest save percentage (.916%) in franchise history by a Blues goaltender (minimum 25 games played) in one season ... Named the NHL's Second Star of the Week for the week ending April 12 after stopping 72 of 74 shots in posting a 3-0-0 record with a 0.67 goals-against average, .973 save percentage and one shutout ... Recorded 28 saves in a 5-1 victory over the Phoenix Coyotes Apr. 7, stopped 16 shots in the playoff-clinching 3-1 victory over the Columbus Blue Jackets Apr. 10 and posted his sixth shutout of the season with a 2-8 save performance in a 1-0 win over the Colorado Avalanche Apr. 12 ... Started the Blues' last 33 games of the season and was 24-8-6 with a 2.08 goals-against average, .924 save percentage and five shutouts in 38 games from Jan. 19 through the end of the season which led NHL goaltenders in wins and goals against average over that span ... Set a career high with 57 games played, 27 wins and six shutouts ... Posted a five-game winning streak from March 20-29, the first Blues goalie to register a five-game win streak since the 2002-03 season ... Named the NHL's First Star of the Week for the week ending March 29, posting a 4-0-0 record with a 1.72 goals-against average and .930 save percentage ... Named the NHL's 3rd Star of the Month for February after posting an 8-2-4 record, a 1.64 goals-against average, .939 save percentage and one shutout ... Started 13 of 14 games in February and allowed one goal or fewer eight times ... Named the NHL's "Third Star" for the week ending Nov. 30 after winning both starts for the week, stopping 75 of 77 shots for a .974 save percentage ... Recorded his first shutout as a Blue on Nov. 25 at Nashville, stopping a career-high 47 shots along with two shutout attempts ... Posted his first win as a Blue by turning away 31 of 32 shots in a 2-1 win on Nov. 22 at Minnesota ... Made his Blues debut on Oct. 11 at NY Islanders turning away 29 of 33 shots in a 5-2 loss. **Playoffs:** Made his Blues playoff debut on April 15 at Vancouver and played in all four postseason games.

**CAREER: 2007-08:** Posted a 18-22-6 record along with a .898 goals against average ... Was named the NHL's Third Star of the Week for the week of Oct. 3-7, stopping 63 of 64 shots (.984), while posting a 2-0-0 record, a .984 save percentage ... Skated in a career-high 51 games. **2006-07:** Established career-highs in games played (40), wins (24) and shutouts (5) ... Posted more wins (24) in 2006-07 than he did in his entire NHL career prior to 2006-07 ... Ranked second in the NHL in save percentage (.925), tied for sixth in shutouts (5) and ranked 10th in GAA (2.38) ... His five shutouts tied a franchise high ... Went 4-2 in shutouts, stopping 14 of 20 attempts ... Made 21 consecutive starts for Nashville from Nov. 25-Jan. 6. His streak of 22 consecutive appearances is the second-longest in franchise history ... Was named the NHL's second star for the week ending Dec. 17 (4-0-0, 1.21 GAA and .958 save percentage) ... Tied his first NHL assist in a 2-1 win at Philadelphia on Nov. 29 ... Won a gold medal as a back-up goaltender for Team Canada at the 2007 World Championships ... Signed a two-year contract extension with Nashville on July 3, 2007. **2005-06:** Went 2-0 in shutouts, stopping all five shots he faced ... Finished the season with a career-high six consecutive wins (April 6-18) and eight straight starts (April 3-18) ... Was named a runner-up for NHL Defensive Player of the Week for the period ending Apr. 16 (3-0-0, 1.01 GAA, one shutout and one goal) ... Became the first Predator goaltender to score a goal in a 5-1 win vs. Phoenix on April 15 ... Missed three games due to injury ... Was a back-up goaltender for Team Canada at the 2006 World Championships. **Playoffs:** Backstopped the Predators in all five of their post-season games ... Earned his first career playoff win in his first career playoff appearance, a 4-3 victory over San Jose on Apr. 21. **2004-05:** Led Valerengren IF Oslo (Norway) to a league championship, recording a 1.79 GAA in 20 regular-season games and a 2.01 GAA in 11 post-season tilts ... Named both the league's top goaltender and the playoff most valuable player ... Finished second in the league with a .933 save percentage. **2003-04:** Spent the entire season with Nashville, appearing in 17 games after making four NHL appearances in his first six pro seasons (1997-2003) ... Posted a record of 4-2-1 in his last seven starts and went 2-0-1 in three overtime tilts ... Set a franchise record by posting a shutout streak of 14:13:37 over four appearances from Jan. 10-25 ... Registered his first NHL shutout in a 0-0 tie vs. Los Angeles on Jan. 13 ... Became the third goalie in Nashville Predators history (behind Mike

**HOMETOWN:** Red Deer, Alberta

**POSITION:** Goaltender **CATCHES:** Left

**HEIGHT:** 6-0 **WEIGHT:** 200

**BORN:** 4-20-76, Red Deer, Alberta

Dunham and Tomas Vokoun) to record a victory in net when he won his first NHL game on Jan. 8 vs. Colorado ... Reassigned to Milwaukee (AHL) for conditioning purposes from Jan. 1-3 and recorded a 6-2 win at Cleveland ... Made his first NHL start since Dec. 1, 2000 on Oct. 19 ... Spent training camp with Florida before being claimed by Nashville in the 2004 NHL Waiver Draft on Oct. 3. **2002-03:** Recalled by Florida once during the season (March 26-28) and served as a back-up on March 27 at St. Louis ... Finished fourth among AHL goalies with 25 wins ... Set a San Antonio franchise record for saves in a game with 55 on March 9 at Houston ... Notched the first shutout in Rampage history on Nov. 24 at Rochester. **2001-02:** Recalled from Milwaukee (AHL) on April 8 and served as the back-up goalie for Nashville's final three games ... Finished the season with 69 career wins as an Admiral, the second-most in franchise history ... Named AHL Sher-Wood Player of the Week for the week of Feb. 18-24 ... Credited with a goal on Oct. 17 at Utah, becoming the sixth goalie in AHL history (and the first Milwaukee Admiral goalie) to score a goal. **2000-01:** Opened the season with Nashville and was recalled from Milwaukee (IHL) four times ... Made his first NHL start on Dec. 1 vs. Chicago ... Ranked fourth in the IHL in GAA (2.35) and shutouts (5) and fifth in save percentage (.920) ... Posted shutouts in four of five starts between Feb. 3-14 and set Milwaukee franchise records for single-season (5) and career (8) shutouts. **1999-2000:** Recalled by Nashville on April 2 and served as the back-up netminder for the team's final three games ... Finished the season ranked third among IHL goaltenders in minutes played (2952) and fourth in shutout wins (7) ... Started 20 straight games prior to his April 2 recall, the longest streak for a Milwaukee goaltender since 1979-80 ... Made an IHL playoff-record 74 saves in game two of Milwaukee's 2000 playoff series against Cleveland, including 32 in overtime ... Nominated for the IHL's John Snider Trophy, awarded to the IHL Man of the Year (community service). **1998-99:** Made three appearances with Nashville while recalled from Milwaukee (IHL) from Dec. 14-Jan.19 ... Was also recalled from March 28-April 12 ... Made eight saves on eight shots in his NHL debut, a relief appearance on Dec. 16, 1998 at Anaheim ... Tied for ninth in the IHL with a 2.90 GAA.

**MINOR CAREER: 1997-98:** Began his pro career with Cincinnati (AHL), playing in 47 games, registering 13-19-7 record.

**JUNIOR CAREER:** Led Prince George (WHL) to the WHL Semifinals in 1997, the team's first playoff appearance since 1989 ... Named to Prince George's Mastercard All-Time team.

**INTERNATIONAL CAREER:** Won all four games he played in, including one shutout and a 1.00 goals against average, helping Team Canada win a silver medal at the 2009 World Championship ... Won a gold medal as a back-up goaltender for Team Canada at the 2007 World Championships ... Was a back-up goaltender for Team Canada at the 2006 World Championships.

**BACKGROUND:** Hobbies include slow-pitch softball and video games ... Favorites include *Boondock Saints* (movies), 24 (TV show), Nickelback (band), Denzel Washington (actor), chicken parmesan (food), and Nassau, Bahamas (vacation spot) ... Lists Will Ferrell as the person he would most like to meet ... If he didn't play hockey, he would be a firefighter ... Nickname "Mase" ... His wife Courtney gave birth to their first child, daughter Avery, in the summer of 2006 ... Has a dog named Herk and a cat named Teence.

**TRANSACTIONS:** June 19, 2008 - Acquired from Nashville in exchange for a fourth round pick in the 2008 Entry Draft ... Oct. 3, 2003 - Claimed by Nashville from Florida in the 2003 NHL Waiver Draft ... Aug. 20, 2002 - Signed as a free agent by Anaheim ... Oct. 5, 1998 - Acquired by Nashville with Marc Moro from Florida for Dominic Rouselle ... June 27, 1997 - Signed as a free agent by Anaheim ... July 8, 1995 - New Jersey's seventh choice, 122<sup>nd</sup> overall (fifth round), in the 1995 Entry Draft.

# The Players



## CAREER HIGHLIGHTS:

### MOST SHOTS FACED

**GAME:** 47 – Nov. 25, 2008 at Nashville

### FIRST NHL GAME:

Dec. 16, 1998 at Anaheim

### FIRST NHL WIN:

Jan. 8, 2004 vs. Colorado

### FIRST NHL SHUTOUT:

Jan. 13, 2004 vs. Los Angeles

### FIRST GAME AS A BLUE:

Oct. 11, 2008 at N.Y. Islanders

### FIRST WIN AS A BLUE:

Nov. 22, 2008 at Minnesota

### FIRST SHUTOUT AS A BLUE:

Nov. 25, 2008 at Nashville

## VERSUS NHL

| TEAM         | GP         | W         | L         | T/OT      | SO        | GA         | GAA         |
|--------------|------------|-----------|-----------|-----------|-----------|------------|-------------|
| Anaheim      | 9          | 1         | 6         | 0         | 0         | 22         | 3.01        |
| Atlanta      | 1          | 1         | 0         | 0         | 0         | 2          | 2.00        |
| Boston       | 5          | 2         | 1         | 0         | 1         | 10         | 2.87        |
| Buffalo      | 3          | 0         | 3         | 0         | 0         | 11         | 5.12        |
| Calgary      | 10         | 3         | 4         | 2         | 1         | 32         | 3.43        |
| Carolina     | 3          | 1         | 2         | 0         | 1         | 3          | 1.02        |
| Chicago      | 23         | 10        | 8         | 2         | 2         | 48         | 2.39        |
| Colorado     | 9          | 6         | 3         | 0         | 2         | 14         | 1.56        |
| Columbus     | 16         | 13        | 2         | 1         | 1         | 32         | 2.00        |
| Dallas       | 7          | 3         | 1         | 1         | 1         | 15         | 2.69        |
| Detroit      | 16         | 5         | 6         | 2         | 0         | 41         | 3.24        |
| Edmonton     | 4          | 2         | 0         | 2         | 0         | 7          | 1.68        |
| Florida      | 1          | 0         | 1         | 0         | 0         | 5          | 5.17        |
| Los Angeles  | 10         | 5         | 2         | 1         | 4         | 12         | 1.66        |
| Minnesota    | 8          | 3         | 3         | 2         | 0         | 29         | 3.57        |
| Montreal     | 1          | 0         | 0         | 0         | 0         | 2          | 8.57        |
| Nashville    | 4          | 2         | 0         | 2         | 1         | 5          | 1.18        |
| New Jersey   | 1          | 1         | 0         | 0         | 0         | 3          | 2.77        |
| NY Islanders | 1          | 0         | 1         | 0         | 0         | 4          | 4.07        |
| NY Rangers   | 2          | 1         | 0         | 0         | 0         | 4          | 2.40        |
| Ottawa       | 2          | 1         | 1         | 0         | 1         | 2          | 1.01        |
| Philadelphia | 4          | 2         | 1         | 0         | 1         | 9          | 2.60        |
| Phoenix      | 8          | 5         | 2         | 1         | 0         | 20         | 2.48        |
| Pittsburgh   | 2          | 0         | 2         | 0         | 0         | 8          | 4.10        |
| St. Louis    | 19         | 13        | 3         | 1         | 2         | 35         | 3.14        |
| San Jose     | 9          | 1         | 6         | 1         | 0         | 27         | 2.01        |
| Tampa Bay    | 2          | 1         | 1         | 0         | 0         | 7          | 3.53        |
| Toronto      | 1          | 0         | 1         | 0         | 0         | 3          | 3.05        |
| Vancouver    | 8          | 1         | 4         | 1         | 0         | 23         | 3.19        |
| Washington   | 3          | 2         | 0         | 0         | 0         | 4          | 1.47        |
| <b>Total</b> | <b>192</b> | <b>85</b> | <b>64</b> | <b>19</b> | <b>18</b> | <b>439</b> | <b>2.54</b> |

## LONGEST PERSONAL STREAKS:

**WIN STREAK:** 6 – April 6, 2006 – April 18, 2006

**TEAM POINT STREAK:** 8 – (6-0-2) Oct. 19, 2006 – Dec. 2, 2006

**SHUTOUT SEQUENCE:** 143:08 – April 8, 2006 – April 13, 2006

## CAREER STATS

| Season                  | Club               | League     | REGULAR SEASON |           |           |           |              |            |           | PLAYOFFS    |          |          |          |            |           |          |             |
|-------------------------|--------------------|------------|----------------|-----------|-----------|-----------|--------------|------------|-----------|-------------|----------|----------|----------|------------|-----------|----------|-------------|
|                         |                    |            | GP             | W         | L         | O/T       | MIN          | GA         | SO        | AVG         | GP       | W        | L        | MIN        | GA        | SO       | AVG         |
| 1992-93                 | Red Deer           | AMHL       | 20             | —         | —         | —         | 1280         | 76         | 0         | 3.35        | —        | —        | —        | —          | —         | —        | —           |
| 1993-94                 | Victoria           | WHL        | 5              | 1         | 4         | 0         | 237          | 27         | 0         | 6.84        | —        | —        | —        | —          | —         | —        | —           |
| 1994-95                 | Prince George      | WHL        | 44             | 8         | 30        | 1         | 2288         | 192        | 1         | 5.03        | —        | —        | —        | —          | —         | —        | —           |
| 1995-96                 | Prince George      | WHL        | 59             | 16        | 37        | 1         | 3289         | 236        | 1         | 4.31        | —        | —        | —        | —          | —         | —        | —           |
| 1996-97                 | Prince George      | WHL        | 50             | 19        | 24        | 4         | 2851         | 172        | 2         | 3.62        | 15       | 9        | 6        | 938        | 44        | 1        | 2.81        |
| 1997-98                 | Cincinnati         | AHL        | 47             | 13        | 19        | 7         | 2368         | 136        | 0         | 3.45        | —        | —        | —        | —          | —         | —        | —           |
| <b>1998-99</b>          | <b>Nashville</b>   | <b>NHL</b> | <b>3</b>       | <b>0</b>  | <b>0</b>  | <b>0</b>  | <b>69</b>    | <b>6</b>   | <b>0</b>  | <b>5.22</b> | —        | —        | —        | —          | —         | —        | —           |
|                         | Milwaukee          | IHL        | 34             | 15        | 12        | 6         | 1901         | 92         | 1         | 2.90        | —        | —        | —        | —          | —         | —        | —           |
| 1999-2000               | Milwaukee          | IHL        | 53             | 20        | 21        | 8         | 2952         | 137        | 2         | 2.78        | 3        | 1        | 2        | 252        | 11        | 0        | 2.62        |
| <b>2000-01</b>          | <b>Nashville</b>   | <b>NHL</b> | <b>1</b>       | <b>0</b>  | <b>1</b>  | <b>0</b>  | <b>59</b>    | <b>2</b>   | <b>0</b>  | <b>2.03</b> | —        | —        | —        | —          | —         | —        | —           |
|                         | Milwaukee          | AHL        | 37             | 17        | 14        | 5         | 2226         | 87         | 5         | 2.35        | 4        | 1        | 3        | 239        | 12        | 0        | 3.02        |
| 2001-02                 | Milwaukee          | AHL        | 48             | 17        | 21        | 7         | 2755         | 116        | 2         | 2.53        | —        | —        | —        | —          | —         | —        | —           |
| 2002-03                 | San Antonio        | AHL        | 50             | 25        | 18        | 6         | 2914         | 122        | 1         | 2.51        | 3        | 0        | 3        | 195        | 9         | 0        | 2.77        |
| <b>2003-04</b>          | <b>Nashville</b>   | <b>NHL</b> | <b>17</b>      | <b>4</b>  | <b>4</b>  | <b>1</b>  | <b>744</b>   | <b>27</b>  | <b>1</b>  | <b>2.18</b> | —        | —        | —        | —          | —         | —        | —           |
|                         | Milwaukee          | AHL        | 1              | 1         | 0         | 0         | 60           | 2          | 0         | 2.00        | —        | —        | —        | —          | —         | —        | —           |
| 2004-05                 | Valerengen IF Oslo | NOR        | 20             | —         | —         | —         | 1204         | 36         | 1         | 1.79        | 11       | —        | —        | 657        | 22        | 1        | 2.01        |
| <b>2005-06</b>          | <b>Nashville</b>   | <b>NHL</b> | <b>23</b>      | <b>12</b> | <b>5</b>  | <b>1</b>  | <b>1227</b>  | <b>52</b>  | <b>2</b>  | <b>2.54</b> | <b>5</b> | <b>1</b> | <b>4</b> | <b>296</b> | <b>17</b> | <b>0</b> | <b>3.45</b> |
| <b>2006-07</b>          | <b>Nashville</b>   | <b>NHL</b> | <b>40</b>      | <b>24</b> | <b>11</b> | <b>4</b>  | <b>2342</b>  | <b>93</b>  | <b>5</b>  | <b>2.38</b> | —        | —        | —        | —          | —         | —        | —           |
| <b>2007-08</b>          | <b>Nashville</b>   | <b>NHL</b> | <b>51</b>      | <b>18</b> | <b>22</b> | <b>6</b>  | <b>2692</b>  | <b>130</b> | <b>4</b>  | <b>2.90</b> | —        | —        | —        | —          | —         | —        | —           |
| <b>2008-09</b>          | <b>St. Louis</b>   | <b>NHL</b> | <b>57</b>      | <b>27</b> | <b>21</b> | <b>7</b>  | <b>3215</b>  | <b>129</b> | <b>6</b>  | <b>2.41</b> | <b>4</b> | <b>0</b> | <b>4</b> | <b>256</b> | <b>10</b> | <b>0</b> | <b>2.34</b> |
|                         | Canada             | WC         | 4              | 4         | 0         | 0         | 240          | 4          | 1         | 1.00        | —        | —        | —        | —          | —         | —        | —           |
| <b>NHL TOTALS</b>       |                    |            | <b>192</b>     | <b>85</b> | <b>64</b> | <b>19</b> | <b>10348</b> | <b>439</b> | <b>18</b> | <b>2.55</b> | <b>9</b> | <b>1</b> | <b>8</b> | <b>552</b> | <b>27</b> | <b>0</b> | <b>2.93</b> |
| <b>ST. LOUIS TOTALS</b> |                    |            | <b>57</b>      | <b>27</b> | <b>21</b> | <b>7</b>  | <b>3215</b>  | <b>129</b> | <b>6</b>  | <b>2.41</b> | <b>4</b> | <b>0</b> | <b>4</b> | <b>256</b> | <b>10</b> | <b>0</b> | <b>2.34</b> |



**JAY McCLEMENT 18**

**2008-09:** Led all forwards in the NHL with 315:08 of shorthanded time ... Was one of four Blues to play in all 82 games, a career high ... Recorded career-high 12 goals ... Posted a career-high three-game goal scoring streak from Feb. 24-Feb. 28 (3g) ... Notched his third shorthanded goal of the season, the game-winner on Feb. 24 vs. Phoenix ... Tied a career-high, scoring two goals on Feb. 3 at Columbus ... Won 52.1% of his faceoffs ... Recorded his 100th career NHL point on Feb. 3 at Columbus ... Played in his 300<sup>th</sup> NHL game on March 20 at Calgary. **Playoffs:** Made his postseason debut on April 15 at Vancouver.

**CAREER: 2007-08:** Posted a career high 9 goals ... Became the first Blue in franchise history to score a penalty shot on the road on Dec. 9 at Colorado ... Tallied his 100th career penalty minute on Jan. 8 vs. Columbus ... Played in his 200th NHL game on Feb. 5 vs. Tampa Bay. **2006-07:** Tallied career highs in all offensive categories, goals (8), assists (28) and points (36) ... Skated in a career-high 81 games ... Appeared in his 100<sup>th</sup> NHL game on Dec. 19 at Pittsburgh ... Recorded a career-high 19 penalty minutes on Dec. 26 at Nashville ... Posted a career-high six-game point streak from Jan. 6-Jan. 18 and March 27-April 5. **2005-06:** Made his NHL debut on Oct. 5 at Detroit ... Became the fifth player in league history to score his first career goal on a penalty shot on Oct. 11 vs. Chicago ... Tallied a four game point streak from Feb. 12-March 5, recording nine points (2g, 7a) over the span ... Was two for three (66.6%) in shootout opportunities ... Played part of the season in Peoria, registering nine points (4g, 5a) and four penalty minutes in 11 games played. **2004-05:** Set American Hockey League highs with the Worcester IceCats in goals (17), assists (34), points (51) and games played (79) ... Ranked first on Worcester with 51 points (17g, 34a) and 34 assists ... Was tied for first on the IceCats with 79 games played ... Was tied for fourth in the AHL with five short handed goals. **2003-04:** Notched 25 points (12g, 13a) in 69 games with Worcester ... Led the IceCats, and was tied for first among all AHL rookies, with two short handed goals ... Ranked third on Worcester with a plus-six rating ... Collected three assists in 10 postseason contests for the IceCats.

**MINOR CAREER: 2004-05:** Set American Hockey League highs with the Worcester IceCats in goals (17), assists (34), points (51) and games played (79) ... Ranked first on Worcester with 51 points (17g, 34a) and 34 assists ... Was tied for first on the IceCats with 79 games played ... Was tied for fourth in the AHL with five short handed goals. **2003-04:** Notched 25 points (12g, 13a) in 69 games with Worcester ... Led the IceCats, and was tied for first among all AHL rookies, with two short handed goals ... Ranked third on Worcester with a plus-six rating ... Collected three assists in 10 postseason contests for the IceCats.

**JUNIOR CAREER: 2002-03:** Captained the Brampton Battalion, recording 49 points (22g, 27a) along with 37 penalty minutes ... Ranks second all-time on Brampton's all-time scoring list with 182 career points (91g, 91a), trailing only Raffi Torres (223) ... Ranks second all-time on Brampton's all-time goal

**HOMETOWN:** Kingston, Ontario

**POSITION:** Center **SHOOTS:** Left

**HEIGHT:** 6-1 **WEIGHT:** 200

**BORN:** 3-2-83, Kingston, Ontario

scoring list with 91 goals ... Named the Ontario Hockey League's top faceoff man for the postseason, becoming the first Battalion player to win a postseason award, winning 66.0% of his faceoffs ... Named the Eastern Conference's top player in the Best on Faceoffs, Best Checker, Best Defensive Forward and Best Penalty Killer categories ... Finished third in the Fastest Skater category ... Appeared in one playoff contest with Worcester. **2001-02:** Ranked second on the team and set career highs in goals (26) and points (55) ... Finished his third season with the Battalion as its second-leading scorer ... Scored his 50th career goal on Oct. 28 at North Bay. **1999-2001:** Notched the game-winning goal in the fourth and final game of the 2001 Western Conference Quarterfinals against Guelph to lead Brampton to the first playoff series victory in team history ... Finished second on the team with 30 goals in 2000-01 and set a club record with 13 powerplay goals ... Registered his 30th goal of the season in a 4-3 win against Guelph on March 11, 2001, and it was the fifth consecutive game with a goal, which is the second-longest in Battalion history behind Raffi Torres' nine-game streak ... Skated in the 2001 CHL Top Prospects Game at Calgary on Feb. 7.

**INTERNATIONAL CAREER:** Captured a gold medal with the Canadian National Team at the 2007 IIHF World Championship ... He recorded four points (2g, 2a) in nine games played during the tournament ... Scored the fastest Canadian goal from the start of a World Championship game just eight seconds in on May 7 vs. Team USA ... Was a member of the 2003 silver medal winning Canadian National Junior Team, recording three points (1g, 2a) ... Was also a silver medal winner at the 2002 IIHF World Junior Championship ... Was a member of Canada's Under-18 Team that captured a gold medal at the Four Nations tournament in Slovakia in August, 2000 ... Was an assistant captain for Team Ontario in the 2000 World Under-17 Challenge, a team that won the silver medal.

**BACKGROUND:** Enjoys playing golf and is an avid boater ... His favorite food is sushi ... His greatest hockey moment is playing for the first time in the Stanley Cup Playoffs ... His hockey idol growing up was Patrick Roy ... Lists The Dave Matthews Band as his favorite band.

**TRANSACTIONS:** June 23, 2001 - St. Louis' second-round selection, 57<sup>th</sup> overall.



# The Players



## CAREER HIGHLIGHTS:

### MOST GOALS

**GAME:** 2 – Twice – Last, Feb. 3, 2009 at Columbus

### MOST ASSISTS

**GAME:** 3 – 3 Times – Last, March 8, 2007 vs. Dallas

### MOST POINTS

**GAME:** 3 – 4 Times – Last, March 8, 2007 vs. Dallas

### MOST PIM

**GAME:** 19 – Dec. 26, 2006 at Nashville

### MOST SHOTS

**GAME:** 6 – Feb. 5, 2009 vs. Edmonton

### CAREER PENALTY SHOTS:

2 (2 Goals) – Last, Dec. 9, 2007 at Colorado (Jose Theodore – Goal)

### FIRST NHL GAME:

Oct. 5, 2005 at Detroit

### FIRST NHL GOAL:

Oct. 11, 2005 vs. Chicago

### FIRST GAME AS A BLUE:

Oct. 5, 2005 at Detroit

### FIRST GOAL AS A BLUE:

Oct. 11, 2005 vs. Chicago

## VERSUS NHL

| TEAM         | GP         | G         | A         | PTS        | PIM        |
|--------------|------------|-----------|-----------|------------|------------|
| Anaheim      | 16         | 0         | 5         | 5          | 11         |
| Atlanta      | 3          | 1         | 0         | 1          | 2          |
| Boston       | 4          | 2         | 1         | 3          | 2          |
| Buffalo      | 3          | 0         | 1         | 1          | 0          |
| Calgary      | 16         | 3         | 1         | 4          | 8          |
| Carolina     | 3          | 0         | 0         | 0          | 0          |
| Chicago      | 29         | 2         | 5         | 7          | 6          |
| Colorado     | 16         | 4         | 1         | 5          | 8          |
| Columbus     | 26         | 3         | 8         | 11         | 12         |
| Dallas       | 14         | 2         | 5         | 7          | 2          |
| Detroit      | 29         | 0         | 4         | 4          | 12         |
| Edmonton     | 16         | 5         | 8         | 13         | 10         |
| Florida      | 4          | 0         | 0         | 0          | 6          |
| Los Angeles  | 14         | 3         | 5         | 8          | 2          |
| Minnesota    | 16         | 3         | 4         | 7          | 10         |
| Montreal     | 3          | 0         | 1         | 1          | 0          |
| Nashville    | 30         | 3         | 10        | 13         | 27         |
| New Jersey   | 2          | 0         | 1         | 1          | 0          |
| NY Islanders | 3          | 1         | 0         | 1          | 0          |
| NY Rangers   | 3          | 0         | 1         | 1          | 0          |
| Ottawa       | 3          | 0         | 1         | 1          | 0          |
| Philadelphia | 3          | 1         | 0         | 1          | 2          |
| Phoenix      | 14         | 2         | 5         | 7          | 4          |
| Pittsburgh   | 3          | 0         | 1         | 1          | 0          |
| San Jose     | 15         | 0         | 1         | 1          | 6          |
| St. Louis    | 0          | 0         | 0         | 0          | 4          |
| Tampa Bay    | 3          | 0         | 1         | 1          | 0          |
| Toronto      | 3          | 0         | 0         | 0          | 2          |
| Vancouver    | 15         | 0         | 5         | 5          | 8          |
| Washington   | 2          | 0         | 1         | 1          | 0          |
| <b>Total</b> | <b>311</b> | <b>35</b> | <b>76</b> | <b>111</b> | <b>140</b> |

## LONGEST PERSONAL STREAKS:

|                      |        |                               |
|----------------------|--------|-------------------------------|
| <b>GOALS:</b>        | 3 (1X) | 02/24/2009-02/28/2009 (3G)    |
| <b>ASSISTS:</b>      | 4 (2X) | 03/31/2007-04/05/2007 (4A)    |
| <b>POINTS:</b>       | 6 (2X) | 03/27/2007-04/05/2007 (1G-5A) |
| <b>GAMES PLAYED:</b> | 105    | 01/10/2007-03/01/2008         |

## CAREER STATS

| Season                  | Club      | League | REGULAR    |           |           |            |            | SEASON PLAYOFFS |          |          |          |          |
|-------------------------|-----------|--------|------------|-----------|-----------|------------|------------|-----------------|----------|----------|----------|----------|
|                         |           |        | GP         | G         | A         | PTS        | PIM        | GP              | G        | A        | PTS      | PIM      |
| 1999-2000               | Brampton  | OHL    | 63         | 13        | 16        | 29         | 34         | 6               | 0        | 4        | 4        | 8        |
| 2000-01                 | Brampton  | OHL    | 66         | 30        | 19        | 49         | 61         | 9               | 4        | 2        | 6        | 10       |
| 2001-02                 | Brampton  | OHL    | 61         | 26        | 29        | 55         | 43         | —               | —        | —        | —        | —        |
| 2002-03                 | Brampton  | OHL    | 45         | 22        | 27        | 49         | 37         | 11              | 3        | 4        | 7        | 11       |
|                         | Worcester | AHL    | —          | —         | —         | —          | —          | 1               | 0        | 0        | 0        | 0        |
| 2003-04                 | Worcester | AHL    | 69         | 12        | 13        | 25         | 20         | 10              | 0        | 3        | 3        | 0        |
| 2004-05                 | Worcester | AHL    | 79         | 17        | 34        | 51         | 45         | —               | —        | —        | —        | —        |
| 2005-06                 | St. Louis | NHL    | 67         | 6         | 21        | 27         | 30         | —               | —        | —        | —        | —        |
|                         | Peoria    | AHL    | 11         | 4         | 5         | 9          | 4          | 4               | 0        | 2        | 2        | 2        |
| 2006-07                 | St. Louis | NHL    | 81         | 8         | 28        | 36         | 55         | —               | —        | —        | —        | —        |
|                         | Canada    | WC     | 9          | 2         | 2         | 4          | 4          | —               | —        | —        | —        | —        |
| 2007-08                 | St. Louis | NHL    | 81         | 9         | 13        | 22         | 26         | —               | —        | —        | —        | —        |
| 2008-09                 | St. Louis | NHL    | 82         | 12        | 14        | 26         | 29         | 4               | 0        | 0        | 0        | 4        |
| <b>NHL TOTALS</b>       |           |        | <b>311</b> | <b>35</b> | <b>76</b> | <b>111</b> | <b>140</b> | <b>4</b>        | <b>0</b> | <b>0</b> | <b>0</b> | <b>4</b> |
| <b>ST. LOUIS TOTALS</b> |           |        | <b>311</b> | <b>35</b> | <b>76</b> | <b>111</b> | <b>140</b> | <b>4</b>        | <b>0</b> | <b>0</b> | <b>0</b> | <b>4</b> |



## ANDY MCDONALD 10

**2008-09:** Tied a career-high by registering four points (1g, 3a) on March 6 at Tampa Bay ... Posted 26 points (9g, 17a) in 30 games since returning to the line-up on Feb. 10 vs. Vancouver ... Had points in 28 of his 46 games ... Ranked 3rd on the team in assists (29) ... Notched 14 multi-point games, 12 two-point games, 1 three-point game and 1 four-point game ... Had 29 assists in 46 games ... Scored the game-winning goal in overtime on Nov. 14 at Chicago ... Tallied his 200th career NHL assist on Oct. 25 vs. Florida ... Tallied his 300th career NHL point on Oct. 13 at Toronto ... Missed 36 games due to injury. **Playoffs:** Made his Blues postseason debut on April 15 at Vancouver.

**CAREER:** **2007-08:** Skated in 33 games for the Anaheim Ducks before being acquired by the Blues on Dec. 14 ... Ranked fourth on the team with 52 points (18g, 34a) ... Ranked second on the team with 34 assists ... Ranked third on the team with 18 goals ... Scored his first goal as a Blue in his St. Louis debut on Dec. 16 vs. Calgary ... Skated in his 400<sup>th</sup> career NHL game on Jan. 11 at Columbus ... Tallied his 100<sup>th</sup> career NHL goal on Feb. 17 vs. Columbus.

**2006-07:** Appeared in his seventh NHL season, all with Anaheim...finished second on the team in points and third in goals...had 11-12-23 points with a +7 rating in his last 20 games, including four multi-goal efforts...earned points in 55 of 81 games...recorded 15 multi-point games this past season, including three four-point games (most on the team) and two three-point games...finished the season second on the club's all-time consecutive games played list with 243...is fourth on the all-time franchise records list in goals (88), assists (155) and points (243)...scored two goals, including the overtime game-winner (2nd OT goal of his career, also 10/20/02 vs. COL) on Mar. 31 @ STL...recorded 2-2-4 points on four shots with a +2 on Mar. 16 vs. CHI...recorded points in nine of last 11 home contests (8-10=18)...appeared in his first NHL All-Star Game on Jan. 24 @ DAL - won the NHL's Fastest Skater competition during the 2007 NHL Superskills Showcase...collected a career-high four assists on Jan. 11 @ DAL...earned an assist (200th career NHL point) on Dec. 29 @ CAR...had an eight-game point streak (2-8=10), Dec. 6-20...had a career-long, six-game assist streak (1-7=8 points), Dec. 6-16...played in his 300th career NHL game on Nov. 24 vs. NJ...scored 2-2=4 points (tying a career high for points) on Nov. 19 vs. PHX...scored on a penalty shot (C. Joseph), the first of his career on Nov. 3 vs. PHX...scored a goal with 19 seconds left to force OT, tying a career high with nine shots on Oct. 15 vs. DAL...**Playoffs:** Finished second in the NHL in goal scoring and PPG...also led team in goal scoring...holds franchise record for most goals in a single postseason and most shots in a season (previously Joffrey Lupul in 2006 with nine goals and 62 shots)...is 7-5th on the Ducks all-time postseason scoring list (12-11=23, with Samuel Pahlsson)...collected 3-1=4 points, recording his first career hat trick (regular or postseason) and the second hat trick in club playoff history on April 25 vs. VAN in Game One of the CSF...also tied a club record for most points by a Duck in a postseason contest (Joffrey Lupul, 4-0=4 points, 5/9/06 vs. COL) on Apr. 25 vs. VAN in Game One of the CSF...scored back-to-back goals (one minute apart) and recorded an assist with a +3 rating on June 4 @ OTT in Game Four of the SCF. **2005-2006:** Played in all of the team's 16 postseason contests, leading the team in faceoff win percentage (55.6)...scored a PPG in Game One of the WCF on May 19 vs. EDM...scored his first career playoff goal in Game Five of CQF on Apr. 29 vs. CGY...during the regular season, finished first on team in assists and GWGs (seven), was second on team in goals, points, PPGs (13) and plus/minus (+24), while ranking third in shots (229)...earned a career high for goals, assists and points in a season...had 25-37=62 points in last 48 games of the season...finished second on team in power play points (13-24=37)...sixth in the NHL in faceoff win percentage, and first on the Ducks roster...won at least 50% of his faceoffs in 62-of-82 games...had 24 multiple-point games...the Ducks were 20-7-3 when he scored a goal...was one of four Ducks players to play in every game...scored 1-2=3, (GWG) on April 10 @ VAN (surpassed the 80-point plateau, becoming just the third Ducks player to

**HOMETOWN:** Strathroy, Ontario

**POSITION:** Center **SHOOTS:** Left

**HEIGHT:** 5-11 **WEIGHT:** 190

**BORN:** 8-25-77, Strathroy, Ontario

achieve the feat in an Anaheim uniform (Kariya & Selanne both five times)...had a seven-game point streak (3-5=8), Nov. 20-Dec. 3...had a career-long, five-game assist streak (1-5=6), Nov. 22-30...**2003-2004:** Scored two goals, both unassisted, Nov. 19 @ DAL...scored 2-1=3 points, Nov. 12 vs. TOR...**2002-03:** Missed the last 29 games of the regular season with post concussion syndrome (Feb. 7 - Apr. 4)...missed seven games, Jan. 12-24, with a concussion...had a six-game point streak (4-5=9), Dec. 5-19...scored two goals with a +3 on Dec. 15 vs. PIT...earned two assists on Dec. 8 vs. NSH (had back-to-back multi-point games for the first time in his NHL career)...had a two-goal game streak (2-1=3) on Oct. 20-24, the first goal streak of his career...scored his first career OT goal and had an assist with a +2 on Oct. 20 vs. COL...earned 1-3=4 points on Oct. 10 @ STL (setting a career-high for points in a game and tying his career-high for assists)...**2001-2002:** Completed his first full NHL season (played in 16 games in 2000-2001)...among all NHL rookies, ranked T-8<sup>th</sup> in points (28), seventh in assists (21), and T-4<sup>th</sup> in GWG (3)...his 21 assists tied the then club rookie record (tied Kariya & Cullen)...led all rookie centers in assists and points from Dec. 1 to the end of the season (recalled on Nov. 30)...led all rookie centermen in TOI with 15:58 minutes per game...won 439-of-818 faceoffs (53.7%), leading all NHL rookies in FO% (ranked 20<sup>th</sup> overall in the NHL)...had three multi-point games, including a two-goal game and a three-assist effort...missed three games, Mar. 3-8, due to a concussion...was selected as the runner-up for the Rookie of the Month Award for February, finishing second to Colorado's Radim Vrbata...had a career-high seven-game point streak from Jan. 26-Feb. 13, the longest by a rookie in the NHL in 2001-2002 (2-7=9 points)...earned three assists (a career high which also tied a club rookie record) Feb. 6 vs. PHX...was named to the Canadian AHL All-Star Team for the 2002 Assante & Baker Hughes AHL All-Star Classic (named Jan. 4, did not play)...recorded two goals and an assist, winning 10-of-15 faceoffs on Dec. 18 @ MIN (tied a club rookie record for goals and points in a game)...recalled from Cincinnati on Nov. 30...appeared in 21 games with Cincinnati, scoring 7-25=32 points...led Cincinnati in assists (25) and points (32) at time of recall...played for Team Canada at the 2002 World Championships in Sweden, where he co-led the team in goals (4) and points (5)...**2000-01:** Played 16 games with ANA, scoring 1-0=1 point with six PIM...scored his first NHL goal on Dec. 3 vs. LA...played in his first NHL game on Nov. 12 vs. DET...

**COLLEGE CAREER:** **1999-2000:** Completed his senior season at Colgate University, scoring 58 points (25-33=58) in 34 games...named a Hobey Baker Finalist on Mar. 16, awarded to the top U.S. Collegiate Player...named the 1999-2000 ECAC Player of the Year and was selected to the All-ECAC First Team...led the ECAC in points, goals and assists, while also leading the league in conference scoring with 16-20=36 points in 19 games...led Colgate to a record of 24-9-2, including a 14-4-2 mark in ECAC play...while at Colgate, he increased his scoring every season...had 19 points (9-10=19) as a freshman, 32 (13-19=32) as a sophomore, 46 (20-26=46) as a junior, and 58 (25-33=58) as a senior...finished with 41 career multi-point games at Colgate.

**BACKGROUND:** Andy and his wife Gina were married in the summer of 2006 and have a son named Jake ... Lists both Italian and Mexican foods as his favorites... Enjoys his wife's authentic spaghetti and meatball dinners at home...His first job was as an assistant to the turkey vaccinator at Cutty Farms, just outside his hometown of Strathroy, Ontario...he made roughly \$6 an hour, claiming to be "one of the lucky few" to land a job at the turkey farm...on road trips, either watches DVDs or works on Sudoku puzzles.

**TRANSACTIONS:** Dec. 14, 2007 - Acquired from Anaheim in exchange for Doug Weight, Michal Birner and a 7<sup>th</sup> round draft choice in the 2008 Entry Draft ... April 3, 2000 - Signed as a free agent with Anaheim.

# The Players



## CAREER HIGHLIGHTS:

### MOST GOALS

GAME: 2 – 17 Times – Last, Nov. 14, 2008 at Chicago

### MOST ASSISTS

GAME: 4 – Jan. 11, 2007 at Dallas

### MOST POINTS

GAME: 4 – Five Times – Last, March 6, 2009 at Tampa Bay

### MOST PIM

GAME: 12 – 3 Times – Last, March 9, 2008 vs. Chicago

### MOST SHOTS

GAME: 9 – Twice – Last, Oct. 15, 2006 vs. Dallas

### CAREER HAT-TRICKS:

None

### CAREER PENALTY SHOTS:

1 (1 Goal) – Nov. 3, 2006 vs. Phoenix (Curtis Joseph – Goal)

### FIRST NHL GAME:

Nov. 12, 2000 vs. Detroit

### FIRST NHL GOAL:

Dec. 3, 2000 vs. Los Angeles

### FIRST GAME AS A BLUE:

Dec. 16, 2007 vs. Calgary

### FIRST GOAL AS A BLUE:

Dec. 16, 2007 vs. Calgary

## VERSUS NHL

| TEAM         | GP         | G          | A          | PTS        | PIM        |
|--------------|------------|------------|------------|------------|------------|
| Anaheim      | 4          | 1          | 0          | 1          | 4          |
| Atlanta      | 5          | 1          | 2          | 3          | 2          |
| Boston       | 5          | 0          | 3          | 3          | 4          |
| Buffalo      | 7          | 2          | 1          | 3          | 4          |
| Calgary      | 23         | 8          | 7          | 15         | 6          |
| Carolina     | 7          | 1          | 2          | 3          | 2          |
| Chicago      | 25         | 9          | 12         | 21         | 26         |
| Colorado     | 21         | 5          | 5          | 10         | 2          |
| Columbus     | 28         | 8          | 11         | 19         | 34         |
| Dallas       | 39         | 9          | 10         | 19         | 10         |
| Detroit      | 30         | 6          | 13         | 19         | 16         |
| Edmonton     | 24         | 5          | 10         | 15         | 2          |
| Florida      | 8          | 1          | 4          | 5          | 6          |
| Los Angeles  | 41         | 8          | 28         | 36         | 14         |
| Minnesota    | 22         | 4          | 9          | 13         | 2          |
| Montreal     | 5          | 1          | 2          | 3          | 4          |
| Nashville    | 29         | 6          | 20         | 26         | 22         |
| New Jersey   | 4          | 1          | 1          | 2          | 2          |
| NY Islanders | 5          | 0          | 3          | 3          | 0          |
| NY Rangers   | 4          | 0          | 2          | 2          | 2          |
| Ottawa       | 5          | 0          | 2          | 2          | 0          |
| Philadelphia | 5          | 1          | 3          | 4          | 2          |
| Phoenix      | 37         | 9          | 15         | 24         | 12         |
| Pittsburgh   | 6          | 2          | 1          | 3          | 0          |
| St. Louis    | 21         | 8          | 13         | 21         | 8          |
| San Jose     | 35         | 11         | 15         | 26         | 16         |
| Tampa Bay    | 5          | 1          | 7          | 8          | 2          |
| Toronto      | 5          | 2          | 4          | 6          | 4          |
| Vancouver    | 27         | 9          | 11         | 20         | 10         |
| Washington   | 4          | 2          | 2          | 4          | 0          |
| <b>Total</b> | <b>486</b> | <b>121</b> | <b>218</b> | <b>339</b> | <b>218</b> |

## LONGEST PERSONAL STREAKS:

|               |         |                                |
|---------------|---------|--------------------------------|
| GOALS:        | 4 (1X)  | 04/13/2006-10/06/2006 (4G)     |
| ASSISTS:      | 6 (1X)  | 12/06/2006-12/16/2006 (7A)     |
| POINTS:       | 11 (1X) | 01/23/2006-02/12/2006 (5G-13A) |
| GAMES PLAYED: | 281     | 10/17/2003-12/26/2007          |

## CAREER STATS

| Season                  | Club       | League  | REGULAR SEASON |            |            | PLAYOFFS   |            |           |           |           |           |           |
|-------------------------|------------|---------|----------------|------------|------------|------------|------------|-----------|-----------|-----------|-----------|-----------|
|                         |            |         | GP             | G          | A          | PTS        | PIM        | GP        | G         | A         | PTS       | PIM       |
| 1996-97                 | Colgate    | ECAC    | 33             | 9          | 10         | 19         | 16         | —         | —         | —         | —         |           |
| 1997-98                 | Colgate    | ECAC    | 35             | 13         | 19         | 32         | 26         | —         | —         | —         | —         |           |
| 1998-99                 | Colgate    | ECAC    | 35             | 20         | 26         | 46         | 42         | —         | —         | —         | —         |           |
| 1999-2000               | Colgate    | ECAC    | 34             | 25         | 33         | 58         | 49         | —         | —         | —         | —         |           |
| 2000-01                 | Anaheim    | NHL     | 16             | 1          | 0          | 1          | 6          | —         | —         | —         | —         |           |
|                         | Cincinnati | AHL     | 46             | 15         | 25         | 40         | 21         | 3         | 0         | 1         | 1         | 2         |
| 2001-02                 | Cincinnati | AHL     | 21             | 7          | 25         | 32         | 6          | —         | —         | —         | —         | —         |
|                         | Anaheim    | NHL     | 53             | 7          | 21         | 28         | 10         | —         | —         | —         | —         | —         |
| 2002-03                 | Anaheim    | NHL     | 46             | 10         | 11         | 21         | 14         | —         | —         | —         | —         | —         |
| 2003-04                 | Anaheim    | NHL     | 79             | 9          | 21         | 30         | 24         | —         | —         | —         | —         | —         |
| 2004-05                 | Ingolstadt | Germany | 36             | 13         | 17         | 30         | 26         | 10        | 5         | 2         | 7         | 5         |
| 2005-06                 | Anaheim    | NHL     | 82             | 34         | 51         | 85         | 32         | 16        | 2         | 7         | 9         | 10        |
| 2006-07                 | Anaheim    | NHL     | 82             | 27         | 51         | 78         | 46         | 21        | 10        | 4         | 14        | 10        |
| 2007-08                 | St. Louis  | NHL     | 49             | 14         | 22         | 36         | 32         | —         | —         | —         | —         | —         |
|                         | Anaheim    | NHL     | 33             | 4          | 12         | 16         | 30         | —         | —         | —         | —         | —         |
| 2008-09                 | St. Louis  | NHL     | 46             | 15         | 29         | 44         | 24         | 4         | 1         | 3         | 4         | 0         |
| <b>NHL TOTALS</b>       |            |         | <b>486</b>     | <b>121</b> | <b>218</b> | <b>339</b> | <b>218</b> | <b>41</b> | <b>13</b> | <b>14</b> | <b>27</b> | <b>20</b> |
| <b>ST. LOUIS TOTALS</b> |            |         | <b>95</b>      | <b>29</b>  | <b>51</b>  | <b>80</b>  | <b>56</b>  | <b>4</b>  | <b>1</b>  | <b>3</b>  | <b>4</b>  | <b>0</b>  |



## T.J. OSHIE 74

**2008-09:** Among NHL rookies, tied for 8th with 39 points, ranked 6th with 25 assists, tied for 7th with 12 power play points, ranked 3<sup>rd</sup> with a plus-16 rating, and tied for 6th with six power play goals ... Named Rookie of the Month for March by recording 13 points (four goals, nine assists) and a +6 rating in 14 games ... Tallied points in nine games which included an assist and a +3 rating in a 5-2 victory over Dallas Mar. 10, notched a goal and an assist in a 5-2 loss to Detroit Mar. 14, notched a pair of assists in a 5-3 win over Minnesota Mar. 15, tallied a goal and an assist and was named First Star in a 4-2 victory over Vancouver Mar. 26 and registered 1-1-2 and a +3 rating in a 5-2 win at Columbus Mar. 29 that gave the Blues a sweep of the weekend home-and-home series ... Scored his first career game-winning goal on March 20 at Calgary ... Notched 35 points (12g, 23a) in his last 45 games and had 15 points (5g, 10a) in his last 17 games ... Posted a plus-or-even rating in 48 of the 57 games he played in and ranked 2nd on the team with a plus-16 rating ... Posted a career-high four-game point streak (2g, 2a) from Dec. 30-Jan. 9 ... Scored his first career NHL goal on Oct. 22 vs. Detroit ... Tallied the game-winning shootout goal on Oct. 18 vs. Chicago ... Scored his first NHL point (assist) on Oct. 13 at Toronto ... Made his NHL debut on Oct. 10 vs. Nashville. **Playoffs:** Made his post-season debut on April 15 at Vancouver.

**COLLEGE CAREER: 2007-08:** Named American Hockey Coaches Association first team West All-American ... Named to NCAA Midwest Regional All-Tournament Team after recording four points (two assists in each game) in wins over Princeton and Wisconsin ... Named first team All-WCHA & to WCHA Final Five All-Tournament team ... Led team in scoring with 45 points and with 27 assists; tied for team lead in goals (18) while playing against what has been the most difficult schedule in the nation, according to both the KRACH & Pairwise RPI rating system ... UND was 24-2-0 this season in games in which Oshie had a point ... Had five GWG and 16 in his career, second in school history behind Mark Taylor's 18 GWG (1976-80) ... Had 16 multiple-point games in 2007-08 and 41 in his career ... Had 32 points (13g, 19a) in 23 career WCHA and NCAA postseason games ... Total includes 15 points (5g, 10a) in nine NCAA postseason games and 17 points (8g, 9a) in 14 WCHA postseason games ... Oct. 30 WCHA Offensive Player of the Week after scoring hat trick in win at Michigan Tech on Oct. 27 ... Had career-long eight-game point-scoring streak from Dec. 29 to Jan. 26, had four goals and seven assists in streak ... Finished fourth in the WCHA in scoring with 29 points in league games (12g, 17a) and 1.07 point per game average ... Finished 30th on UND's all-time scoring list with 142 career points ... Only eight players in school history scored more points than Oshie in three or fewer years of college. **2006-07:** Played in all 43 of North Dakota's games ... Earned third team All-WCHA honors ... Was second on the team in scoring with 52 points (17g, 35a) ... Scored points in 17 of his last 20 games ... In that season-ending 20-game stretch, Oshie had 34 points (12g, 22a) ... Led nation with eight points (4g, 4a) in NCAA tournament ... His four 2007 NCAA tournament goals were second only to teammate Chris Porter's five ... Had 15 multi-point games on the season, second on the team to Ryan Duncan's 17 ... Had four multi-goal games on the season, tied with Jonathan Toews for second-best on the team behind Ryan Duncan's eight ... Had two of the team's eight four-point games, tallying four (1g, 3a) against Bemidji State on Jan. 20 and four (3g, 1a) against Michigan on March 24 ... His hat trick was one of

**HOMETOWN:** Stanwood, Washington

**POSITION:** Center **SHOOTS:** Right

**HEIGHT:** 5-11 **WEIGHT:** 194

**BORN:** 12-23-86, Everett, Washington

three by UND in 2006-07 and the second of Oshie's career ... Named to the all-tournament team at the NCAA West Regional after recording five points (3g, 2a) in two games ... Led the WCHA in assists with 35 in all games; Oshie's total of 35 assists was fourth-best in the nation ... Led team in faceoff percentage, winning 58.6 percent of his draws (190-134) ... Named to the all-tournament team at Dartmouth's Ledyard National Bank Tournament after picking up three assists in two games ... Was stopped on a penalty shot on Dec. 29 by Dartmouth's Mike Devine at 6:07 of the first period in a 4-1 UND win ... Received honorable mention by USCHO when it named its national All-USCHO teams ... Recipient of UND's Cliff "Fido" Purpur Award, given to the player who demonstrates hard work, determination and being a creator of excitement on the ice ... Earned second letter. **2005-06:** Finished tied for second in the nation among freshman with 45 points (24g, 21a) and was ranked first among all players with nine game-winning goals ... Was named to the WCHA All-Rookie Team and Inside College Hockey's (INCH) All-Rookie Team ... Ranked third on North Dakota with 45 points and was tied for first with 24 goals ... Captured WCHA Rookie of the Week and INCH Player of the Week honors for the week of Dec. 19 after scoring four goals including his first collegiate hat trick and both game-winners ... Led North Dakota to the 2006 Frozen Four.

**JUNIOR CAREER: 2004-05:** Was the top high school scorer in the state of Minnesota while playing for Warroad in 2004-05 ... A member of the 2005 Associated Press First All-Star Team in Minnesota high school hockey ... Was an all-conference football player and medalist on his high school golf team ... Assisted on the game-winning goal in double overtime in the 2005 Minnesota state high school championship game which was Warroad's second title in three years (2003) ... Led Warroad to an undefeated (29-0-2) season in 2004-05 ... Appeared in 11 games with the Sioux Falls Stampede after his high school season ... Was invited to the United States National Junior Evaluation Camp in August 2005 as a candidate for the 2006 IIHF U.S. National Junior Team.

**INTERNATIONAL CAREER:** Appeared in nine games for the United States at the 2009 World Championship ... Played in seven games for Team USA at the 2006 IIHF World Junior Championships, registering a goal and 10 penalty minutes.

**BACKGROUND:** Nickname is "Osh" ... Put on his first pair of skates at age 4 ... Hockey hero growing up was Wayne Gretzky ... Besides hockey, played baseball, basketball, football and soccer growing up ... Enjoys playing golf and video games in his spare time ... His ultimate golf foursome would include Tiger Woods, Carrie Underwood and Christina Aguilera.

**TRANSACTIONS:** July 30, 2005 - St. Louis' first round selection, 24th overall, in the 2005 Entry Draft.

# The Players



## VERSUS NHL

| TEAM         | GP        | G         | A         | PTS       | PIM       |
|--------------|-----------|-----------|-----------|-----------|-----------|
| Anaheim      | 0         | 0         | 0         | 0         | 0         |
| Atlanta      | 0         | 0         | 0         | 0         | 0         |
| Boston       | 1         | 0         | 0         | 0         | 0         |
| Buffalo      | 0         | 0         | 0         | 0         | 0         |
| Calgary      | 3         | 1         | 0         | 1         | 0         |
| Carolina     | 2         | 0         | 1         | 1         | 0         |
| Chicago      | 5         | 0         | 3         | 3         | 4         |
| Colorado     | 3         | 2         | 2         | 4         | 2         |
| Columbus     | 5         | 3         | 1         | 4         | 6         |
| Dallas       | 4         | 2         | 1         | 3         | 0         |
| Detroit      | 5         | 3         | 2         | 5         | 4         |
| Edmonton     | 3         | 0         | 1         | 1         | 2         |
| Florida      | 2         | 0         | 0         | 0         | 0         |
| Los Angeles  | 2         | 0         | 1         | 1         | 0         |
| Minnesota    | 1         | 0         | 2         | 2         | 0         |
| Montreal     | 0         | 0         | 0         | 0         | 0         |
| Nashville    | 4         | 0         | 1         | 1         | 0         |
| New Jersey   | 1         | 0         | 1         | 1         | 0         |
| NY Islanders | 1         | 0         | 0         | 0         | 0         |
| NY Rangers   | 1         | 0         | 0         | 0         | 0         |
| Ottawa       | 1         | 0         | 0         | 0         | 2         |
| Philadelphia | 1         | 0         | 2         | 2         | 2         |
| Phoenix      | 4         | 0         | 2         | 2         | 4         |
| Pittsburgh   | 1         | 1         | 0         | 1         | 0         |
| St. Louis    | 0         | 0         | 0         | 0         | 0         |
| San Jose     | 1         | 0         | 0         | 0         | 4         |
| Tampa Bay    | 1         | 0         | 1         | 1         | 0         |
| Toronto      | 1         | 0         | 1         | 1         | 0         |
| Vancouver    | 4         | 2         | 3         | 5         | 0         |
| Washington   | 0         | 0         | 0         | 0         | 0         |
| <b>Total</b> | <b>57</b> | <b>14</b> | <b>25</b> | <b>39</b> | <b>30</b> |

## CAREER HIGHLIGHTS:

### MOST GOALS

GAME: 1 – 14 Times – Last, April 4, 2009 at Dallas

### MOST ASSISTS

GAME: 2 – Four Times – Last, March 15, 2009 vs. Minnesota

### MOST POINTS

GAME: 3 – Jan. 15, 2009 vs. Colorado

### MOST PIM

GAME: 4 – 3 Times – Last, April 1, 2009 at Chicago

### MOST SHOTS

GAME: 5 – Feb. 10, 2009 vs. Vancouver

### CAREER PENALTY SHOTS:

NONE

### FIRST NHL GAME:

Oct. 10, 2008 vs. Nashville

### FIRST NHL GOAL:

Oct. 22, 2008 vs. Detroit

### FIRST GAME AS A BLUE:

Oct. 10, 2008 vs. Nashville

### FIRST GOAL AS A BLUE:

Oct. 22, 2008 vs. Detroit

## LONGEST PERSONAL STREAKS:

|                      |        |                               |
|----------------------|--------|-------------------------------|
| <b>GOALS:</b>        | 2 (1X) | 01/03/2009-01/09/2009 (2G)    |
| <b>ASSISTS:</b>      | 3 (1X) | 03/14/2009-03/17/2009 (4A)    |
| <b>POINTS:</b>       | 4 (1X) | 12/30/2008-01/09/2009 (2G-2A) |
| <b>GAMES PLAYED:</b> | 32     | 02/05/2009-04/12/2009         |

## CAREER STATS

| Season                  | Club          | League | REGULAR SEASON |           |           |           | PLAYOFFS  |          |          |          |          |          |
|-------------------------|---------------|--------|----------------|-----------|-----------|-----------|-----------|----------|----------|----------|----------|----------|
|                         |               |        | GP             | G         | A         | PTS       | PIM       | GP       | G        | A        | PTS      | PIM      |
| 2004-05                 | Warroad HS    | USHSW  | 31             | 37        | 62        | 99        | 22        | —        | —        | —        | —        | —        |
|                         | Sioux Falls   | USHL   | 11             | 3         | 2         | 5         | 6         | —        | —        | —        | —        | —        |
| 2005-06                 | North Dakota  | NCAA   | 44             | 24        | 21        | 45        | 33        | —        | —        | —        | —        | —        |
|                         | United States | WJC    | 7              | 1         | 0         | 1         | 10        | —        | —        | —        | —        | —        |
| 2006-07                 | North Dakota  | NCAA   | 43             | 17        | 35        | 52        | 30        | —        | —        | —        | —        | —        |
| 2007-08                 | North Dakota  | NCAA   | 42             | 18        | 27        | 45        | 57        | —        | —        | —        | —        | —        |
| 2008-09                 | St. Louis     | NHL    | 57             | 14        | 25        | 39        | 30        | 4        | 0        | 0        | 0        | 2        |
| <b>NHL TOTALS</b>       |               |        | <b>57</b>      | <b>14</b> | <b>25</b> | <b>39</b> | <b>30</b> | <b>4</b> | <b>0</b> | <b>0</b> | <b>0</b> | <b>2</b> |
| <b>ST. LOUIS TOTALS</b> |               |        | <b>57</b>      | <b>14</b> | <b>25</b> | <b>39</b> | <b>30</b> | <b>4</b> | <b>0</b> | <b>0</b> | <b>0</b> | <b>2</b> |



## DAVID PERRON 57

**2008-09:** Ranked second on the team with 35 assists, third on the team with 50 points (15g, 35a), fourth with 161 shots and third with a plus-13 rating ... Set career highs in games played (81), goals (15), assists (35), points (50) and penalty minutes (50) ... Posted a plus-or-even rating in 66 of the 81 games he has played in ... Tallied 30 points (13g, 17a) in the last 48 games and had 12 points (6g, 6a) in the last 17 games ... Notched 12 multi-point games, 11 two-point games and 1 three-point game ... Played in his 100th NHL game on Jan. 3 vs. Columbus ... Posted a career-high five-game point streak from Dec. 8-16, collecting five points (0g, 5a) over the span ... Played in the NHL YoungStars game for the second consecutive season. **Playoffs:** Made his postseason debut on April 15 at Vancouver.

**CAREER: 2007-08:** Became the 12th teenager to play for the Blues when he made his NHL debut on Oct. 12 against Colorado and at 19 years 137 days he became the fifth youngest player to play for St. Louis ... Recorded his first career NHL point (assist) on Oct. 12 vs. Colorado ... Scored his first career NHL goal on Nov. 3 vs. Chicago (Nikolai Khabibulin) ... Tied for 13th among all NHL rookies with 27 points (13g, 14a), tied for 9th with 13 goals and ranked 2nd with a plus-16 rating ... Ranked first on the team in plus-minus (+16) ... Posted a plus-

**HOMETOWN:** Montreal, Quebec

**POSITION:** Left Wing    **SHOOTS:** Right

**HEIGHT:** 6-0    **WEIGHT:** 200

**BORN:** 5-28-88, Sherbrooke, Quebec

or-even rating in 52 of his 62 games ... Tallied his first career multi-goal game on Nov. 13 vs. Detroit.

**JUNIOR CAREER: 2006-07:** Led all Quebec Major Junior Hockey League (QMJHL) rookies in goal scoring (39), plus/minus (+37) and was second in points (83) ... Was named QMJHL Rookie of the Month in November and December, totaling 18 points (9g, 9a) in 13 games and was plus-eight in November while adding 12 points (5g, 7a) in 11 games in December ... Helped Lewiston win the QMJHL title ... Participated in the CHL Top Prospects game as a member of Team Red, registering one assist.

**BACKGROUND:** Hockey hero growing up was Alexei Kovalev ... Favorite food is filet mignon ... Greatest hockey moment was playing in his first NHL game on Oct. 12, 2007 vs. Colorado and winning the QMJHL title in 2006-07 ... Put on his first pair of skates at two and a half years ... Ultimate golf foursome would include Bobby Orr, Alexei Kovalev and Maurice Richard.

**TRANSACTIONS:** June 22, 2007 - St. Louis's first round selection, 26<sup>th</sup> overall, in the 2007 Entry Draft.



# The Players



## VERSUS NHL

| TEAM         | GP         | G         | A         | PTS       | PIM       |
|--------------|------------|-----------|-----------|-----------|-----------|
| Anaheim      | 5          | 1         | 2         | 3         | 0         |
| Atlanta      | 2          | 0         | 1         | 1         | 2         |
| Boston       | 3          | 1         | 2         | 3         | 0         |
| Buffalo      | 1          | 1         | 2         | 3         | 0         |
| Calgary      | 7          | 0         | 1         | 1         | 0         |
| Carolina     | 3          | 0         | 0         | 0         | 6         |
| Chicago      | 11         | 3         | 3         | 6         | 8         |
| Colorado     | 7          | 2         | 6         | 8         | 6         |
| Columbus     | 13         | 4         | 6         | 10        | 6         |
| Dallas       | 7          | 3         | 3         | 6         | 6         |
| Detroit      | 13         | 2         | 1         | 3         | 10        |
| Edmonton     | 8          | 1         | 3         | 4         | 2         |
| Florida      | 3          | 0         | 0         | 0         | 2         |
| Los Angeles  | 5          | 0         | 4         | 4         | 4         |
| Minnesota    | 6          | 1         | 1         | 2         | 0         |
| Montreal     | 2          | 0         | 1         | 1         | 4         |
| Nashville    | 12         | 3         | 4         | 7         | 10        |
| New Jersey   | 1          | 0         | 1         | 1         | 2         |
| NY Islanders | 1          | 0         | 0         | 0         | 0         |
| NY Rangers   | 1          | 0         | 0         | 0         | 0         |
| Ottawa       | 2          | 0         | 0         | 0         | 0         |
| Philadelphia | 1          | 0         | 0         | 0         | 0         |
| Phoenix      | 7          | 3         | 0         | 3         | 4         |
| Pittsburgh   | 1          | 0         | 2         | 2         | 0         |
| St. Louis    | 0          | 0         | 2         | 0         | 0         |
| San Jose     | 7          | 1         | 3         | 4         | 2         |
| Tampa Bay    | 2          | 1         | 0         | 1         | 2         |
| Toronto      | 2          | 0         | 1         | 1         | 2         |
| Vancouver    | 8          | 1         | 2         | 3         | 8         |
| Washington   | 2          | 0         | 0         | 0         | 2         |
| <b>Total</b> | <b>143</b> | <b>28</b> | <b>49</b> | <b>77</b> | <b>88</b> |

## CAREER HIGHLIGHTS:

### MOST GOALS

GAME: 2 – Twice – Last, March 10, 2009 vs. Dallas

### MOST ASSISTS

GAME: 2 – Six Times – Last, March 24, 2009 vs. Los Angeles

### MOST POINTS

GAME: 3 – Nov. 12, 2008 at Buffalo

### MOST PIM

GAME: 4 – Five Times – Last, Feb. 10, 2009 vs. Vancouver

### MOST SHOTS

GAME: 5 – Three Times – Last, Dec. 30, 2008 vs. New Jersey

### CAREER PENALTY SHOTS:

None

### FIRST NHL GAME:

Oct. 12, 2007 vs. Colorado

### FIRST NHL GOAL:

Nov. 3, 2007 vs. Chicago

### FIRST GAME AS A BLUE:

Oct. 12, 2007 vs. Colorado

### FIRST GOAL AS A BLUE:

Nov. 3, 2007 vs. Chicago

## LONGEST PERSONAL STREAKS:

GOALS: 2 (3X) 12/27/2008-12/28/2008 (2G)


ASSISTS: 5 (1X) 12/08/2008-12/16/2008 (5A)

POINTS: 5 (1X) 12/08/2008-12/16/2008 (0G-5A)

GAMES PLAYED: 75 10/25/2008-04/12/2009

## CAREER STATS

| Season                  | Club       | League | REGULAR SEASON |           |           |           |           | PLAYOFFS |          |          |          |          |
|-------------------------|------------|--------|----------------|-----------|-----------|-----------|-----------|----------|----------|----------|----------|----------|
|                         |            |        | GP             | G         | A         | PTS       | PIM       | GP       | G        | A        | PTS      | PIM      |
| 2005-06                 | St. Jerome | QJHL   | 51             | 24        | 45        | 69        | 92        | —        | —        | —        | —        | —        |
| 2006-07                 | Lewiston   | QMJHL  | 70             | 39        | 44        | 83        | 75        | 17       | 12       | 16       | 28       | 22       |
| 2007-08                 | St. Louis  | NHL    | 62             | 13        | 14        | 27        | 38        | —        | —        | —        | —        | —        |
| 2008-09                 | St. Louis  | NHL    | 81             | 15        | 35        | 50        | 50        | 4        | 1        | 1        | 2        | 4        |
| <b>NHL TOTALS</b>       |            |        | <b>143</b>     | <b>28</b> | <b>49</b> | <b>77</b> | <b>88</b> | <b>4</b> | <b>1</b> | <b>1</b> | <b>2</b> | <b>4</b> |
| <b>ST. LOUIS TOTALS</b> |            |        | <b>143</b>     | <b>28</b> | <b>49</b> | <b>77</b> | <b>88</b> | <b>4</b> | <b>1</b> | <b>1</b> | <b>2</b> | <b>4</b> |



# ROMAN POLAK 46

**2008-09:** Played in a career-high 69 games ... Blocked a shot in 53 of his 69 games ... Notched a career-high three-game point streak from Jan. 3-11, collecting three points (0g, 3a) over-the-span ... Registered a career-high 30:52 of ice time on Jan. 2 at Carolina ... Scored his first career NHL goal, a game-winner on Dec. 20 vs. Minnesota ... Recorded a plus-4 rating on Dec. 8 vs. Nashville. **Playoffs:** Made his postseason debut on April 15 vs. Vancouver.

**CAREER: 2007-08:** Recorded his first NHL point (assist) on March 15 at Anaheim ... Played in six games for the Blues, tallying an assist ... Skated in 34 games with the Rivermen, recording seven assists along with 33 penalty minutes. **2006-07:** Made his NHL debut with the Blues on Oct. 9 at Anaheim ... Played in 19 games for St. Louis, recording six penalty minutes ... Spent the majority of the season with Peoria, skating in 53 games, notching 12 points (4g, 8a) along with 66 penalty minutes.

**EUROPEAN CAREER: 2005-06:** Appeared in 37 games for Vitkovice HC of the Czech Hockey League, recording an assist and 16 penalty minutes.

**HOMETOWN:** Ostrava, Czech Republic

**POSITION:** Defenseman **SHOOTS:** Right

**HEIGHT:** 6-1 **WEIGHT:** 225

**BORN:** 4-28-86, Ostrava, Czech Republic

**JUNIOR CAREER: 2004-05:** Skated in 65 games for the Kootenay Ice of the WHL, registering 23 points (5g, 23a) along with 85 penalty minutes.

**INTERNATIONAL CAREER:** Posted a plus-7 rating in seven games played representing the Czech Republic at the 2009 World Championship ... Played in the 2005 and 2006 World Junior Championship, helping the Czech Republic win a bronze medal in 2005.

**BACKGROUND:** Nickname is "Poley" ... Put on his first pair of skates at age five ... Hockey hero growing up was Jaromir Jagr ... Favorite food is sushi ... Hobbies include tennis and soccer ... His ultimate golf foursome would include Lance Armstrong, Denzel Washington and Michael Schumacher.

**TRANSACTIONS:** June 27, 2004 St. Louis' sixth round selection, 180th overall.



# The Players



## CAREER HIGHLIGHTS:

### MOST GOALS

GAME: 1 – Dec. 20, 2008 vs. Minnesota

### MOST ASSISTS

GAME: 1 – 15 Times – Last, March 28, 2009 vs. Columbus

### MOST POINTS

GAME: 2 – Dec. 20, 2008 vs. Minnesota

### MOST PIM

GAME: 5 – Dec. 6, 2008 vs. Phoenix

### MOST SHOTS

GAME: 5 – March 6, 2009 at Tampa Bay

### CAREER PENALTY SHOTS:

NONE

### FIRST NHL GAME:

Oct. 9, 2006 at Anaheim

### FIRST NHL GOAL:

Dec. 20, 2008 vs. Minnesota

### FIRST GAME AS A BLUE:

Oct. 9, 2006 at Anaheim

### FIRST GOAL AS A BLUE:

Dec. 20, 2008 vs. Minnesota

## VERSUS NHL


| TEAM         | GP        | G        | A         | PTS       | PIM       |
|--------------|-----------|----------|-----------|-----------|-----------|
| Anaheim      | 7         | 0        | 2         | 2         | 2         |
| Atlanta      | 1         | 0        | 0         | 0         | 0         |
| Boston       | 2         | 0        | 1         | 1         | 2         |
| Buffalo      | 1         | 0        | 0         | 0         | 0         |
| Calgary      | 6         | 0        | 0         | 0         | 8         |
| Carolina     | 2         | 0        | 0         | 0         | 2         |
| Chicago      | 7         | 0        | 0         | 0         | 0         |
| Colorado     | 3         | 0        | 0         | 0         | 2         |
| Columbus     | 6         | 0        | 2         | 2         | 2         |
| Dallas       | 5         | 0        | 1         | 1         | 2         |
| Detroit      | 7         | 0        | 0         | 0         | 4         |
| Edmonton     | 5         | 0        | 1         | 1         | 6         |
| Florida      | 2         | 0        | 1         | 1         | 2         |
| Los Angeles  | 4         | 0        | 1         | 1         | 2         |
| Minnesota    | 6         | 1        | 1         | 2         | 2         |
| Montreal     | 1         | 0        | 0         | 0         | 2         |
| Nashville    | 6         | 0        | 0         | 0         | 2         |
| New Jersey   | 1         | 0        | 1         | 1         | 0         |
| NY Islanders | 1         | 0        | 0         | 0         | 0         |
| NY Rangers   | 0         | 0        | 0         | 0         | 0         |
| Ottawa       | 2         | 0        | 0         | 0         | 0         |
| Philadelphia | 0         | 0        | 0         | 0         | 0         |
| Phoenix      | 6         | 0        | 1         | 1         | 5         |
| Pittsburgh   | 1         | 0        | 0         | 0         | 0         |
| St. Louis    | 0         | 0        | 0         | 0         | 0         |
| San Jose     | 5         | 0        | 1         | 1         | 4         |
| Tampa Bay    | 1         | 0        | 0         | 0         | 0         |
| Toronto      | 1         | 0        | 0         | 0         | 0         |
| Vancouver    | 4         | 0        | 2         | 2         | 0         |
| Washington   | 1         | 0        | 0         | 0         | 2         |
| <b>Total</b> | <b>94</b> | <b>1</b> | <b>15</b> | <b>16</b> | <b>51</b> |

## LONGEST PERSONAL STREAKS:

|                      |        |                                |
|----------------------|--------|--------------------------------|
| <b>GOALS:</b>        | 1 (1X) | 12/20/2008 (1G)                |
| <b>ASSISTS:</b>      | 3 (1X) | 01/03/2009-01/11/2009 (3A)     |
| <b>POINTS:</b>       | 3 (1X) | 01/03/2009-01/11/2009 (0G, 3A) |
| <b>GAMES PLAYED:</b> | 49     | 10/10/2008-01/17/2009          |

## CAREER STATS

| Season                  | Club                 | League  | REGULAR SEASON |          |           |           |           | PLAYOFFS |          |          |          |          |
|-------------------------|----------------------|---------|----------------|----------|-----------|-----------|-----------|----------|----------|----------|----------|----------|
|                         |                      |         | GP             | G        | A         | PTS       | PIM       | GP       | G        | A        | PTS      | PIM      |
| 2002-03                 | HC Banik Ostrava-Jr. | CZE-Jr. | 23             | 0        | 1         | 1         | 14        | —        | —        | —        | —        | —        |
| 2003-04                 | HC Vitkovice-Jr.     | CZE-Jr. | 52             | 4        | 8         | 12        | 48        | —        | —        | —        | —        | —        |
|                         | Czech Republic       | WU-18   | 7              | 0        | 0         | 0         | 8         | —        | —        | —        | —        | —        |
| 2004-05                 | Kootenay             | WHL     | 65             | 5        | 18        | 23        | 85        | 9        | 0        | 0        | 0        | 6        |
|                         | Czech Republic       | WJC     | 7              | 0        | 2         | 2         | 4         | —        | —        | —        | —        | —        |
| 2005-06                 | HC Vitkovice Steel   | CZE-1   | 37             | 0        | 1         | 1         | 16        | 6        | 0        | 0        | 0        | 6        |
|                         | Czech Republic       | WU-20   | 6              | 0        | 2         | 2         | 6         | —        | —        | —        | —        | —        |
| 2006-07                 | St. Louis            | NHL     | 19             | 0        | 0         | 0         | 6         | —        | —        | —        | —        | —        |
|                         | Peoria               | AHL     | 53             | 4        | 8         | 12        | 66        | —        | —        | —        | —        | —        |
| 2007-08                 | St. Louis            | NHL     | 6              | 0        | 1         | 1         | 0         | —        | —        | —        | —        | —        |
|                         | Peoria               | AHL     | 34             | 0        | 7         | 7         | 33        | —        | —        | —        | —        | —        |
| 2008-09                 | St. Louis            | NHL     | 69             | 1        | 14        | 15        | 45        | 4        | 0        | 0        | 0        | 0        |
|                         | Czech Republic       | WC      | 7              | 0        | 1         | 1         | 6         | —        | —        | —        | —        | —        |
| <b>NHL TOTALS</b>       |                      |         | <b>94</b>      | <b>1</b> | <b>15</b> | <b>16</b> | <b>51</b> | <b>4</b> | <b>0</b> | <b>0</b> | <b>0</b> | <b>0</b> |
| <b>ST. LOUIS TOTALS</b> |                      |         | <b>94</b>      | <b>1</b> | <b>15</b> | <b>16</b> | <b>51</b> | <b>4</b> | <b>0</b> | <b>0</b> | <b>0</b> | <b>0</b> |



# ALEX STEEN 20

**2008-09:** Played in his 300th career NHL game on March 14 vs. Detroit ... Registered a four-game assist streak from Dec. 13-20, tying a career high ... Tallied one goal and one assist on Dec. 8 vs. Nashville, recording his first points as a Blue since being acquired from Toronto on Nov. 24 ... Made his Blues debut on Nov. 26 at Colorado ... Played in his 300<sup>th</sup> NHL game on March 17 at Edmonton ... Skated in 20 games with Toronto, notching 4 points (2g, 2a) along with six penalty minutes. **Playoffs:** Made his postseason debut on April 15 at Vancouver.

**CAREER: 2007-08:** Played 76 games for Toronto collecting 42 points (15 goals, 27 assists) with 32 penalty minutes ... Registered 11 multi-point games ... Collected three points (one goal, two assists) October 25 at Pittsburgh ... Played 200<sup>th</sup> career NHL game January 9 at Anaheim ... Missed one game due to illness January 15 vs. Carolina ... Collected 100<sup>th</sup> career NHL point (goal) and scored in the shootout January 17 at Boston ... Sustained a shoulder separation January 24 at Washington ... Returned to lineup February 9 after missing five games with shoulder injury ... Collected two points (GWG, assist) February 23 vs. Atlanta ... Scored goals in back-to-back games February 29 at Tampa Bay & March 1 at Washington ... Collected a career-high three assists March 6 at Boston ... Registered a season-high five-game point-streak (one goal, six assists) March 12 - 22 ... Scored one shootout goal on three shootout attempts. **2006-07:** Ranked first in NHL road plus/minus (+23) ... Ranked first (tie) on team in game-winning goals (82) ... Ranked second (tie) on team with five game-winning goals ... Registered a career-high in games played, game-winning goals and shots (192) ... Collected a career-high three goals, five points and a (+4) rating January 4 at Boston ... Registered a season-high (tie) four-game point-streak (five goals, four assists) January 4 - 11 ... Collected three assists for East YoungStars at NHL YoungStars Game January 23 at Dallas ... Scored fifth game-winning goal of season February 6 at St. Louis ... Registered a season-high (tie) four-game point-streak (four assists) February 10 - 17 ... Played nine games for Sweden at IIHF World Championships collecting four points (two goals, two assists). **2005-06:** Ranked ninth (tie) among NHL rookies and sixth (tie) in team scoring (45) ... Ranked 13<sup>th</sup> (tie) in goals (18) among NHL rookies ... Ranked fourth among team forwards in average ice time (17:37) ... Ranked fifth on the team in powerplay goals (9) ... Made his NHL debut October 5 vs. Ottawa ... Scored his first career NHL goal October 8 vs. Montreal ... Registered a career-high six-game point-streak (three goals, four assists) October 8 - 20 ... Registered a season-high in points (3) and goals (2) November 3 at Carolina ... Returned after missing seven games due to a dislocated thumb January 2 vs. Pittsburgh.

**EUROPEAN CAREER: 2004-05:** Finished fifth on Modo of the Swedish Elite League in goals (nine-tie) and sixth in points (17-tie). **2003-04:** Finished fifth on Frolunda of the Swedish Elite League in goals (10-tie), fifth in assists (14-tie) and sixth in

**HOMETOWN:** Domsjo, Sweden

**POSITION:** Left Wing **SHOOTS:** Left

**HEIGHT:** 6-1 **WEIGHT:** 206

**BORN:** 3-01-84, Winnipeg, Manitoba

points (24) ... Finished second on the team during the playoffs in points (10), third in goals (4-tie), third in assists (6) and fourth in penalty minutes (14). **2002-03:** Played 45 games for Frolunda of the Swedish Elite League collecting 15 points (five goals, 10 assists) with 18 penalty minutes ... Played two games for Frolunda of the Swedish Junior League collecting two assists ... Played 16 Swedish Elite League playoff games collecting five points (two goals, three assists) with four penalty minutes. **2001-02:** Played 26 games for Frolunda of the Swedish Elite League collecting three assists with 14 penalty minutes ... Played 23 games for Frolunda of the Swedish Junior League collecting 38 points (21 goals, 17 assists) with 47 penalty minutes ... Played 10 Swedish Elite League playoff games collecting three points (one goal, two assists) ... Finished sixth on the team during the playoffs in assists (tie) ... Played two Swedish Junior League playoff games collecting two points (one goal, one assist) with two penalty minutes. **2000-01:** Played 23 games for Frolunda of the Swedish Junior League collecting 23 points (11 goals, 12 assists) with 15 penalty minutes ... Played six games for Frolunda 18 of the Swedish Junior League collecting six points (three goals, three assists) with nine penalty minutes ... Played three Swedish Junior League playoff games collecting one goal with two penalty minutes. **1999-2000:** Played eight games for Goteburg of the Swedish Junior League collecting 12 points (five goals, seven assists) ... Played 14 games for Frolunda 18 of Swedish Junior League collecting eight points (three goals, five assists) with 16 penalty minutes.

**INTERNATIONAL CAREER:** Played in nine games for Sweden at the 2007 World Championships ... Represented Sweden at the 2004 World Junior Championships ... Played six games for Sweden at the 2003 World Junior Championships collecting six points (four goals, two assists) with six penalty minutes.

**BACKGROUND:** Favorite vacation spot is Las Vegas ... Favorite television show is 24 and The Office ... Favorite food is pasta ... Non-sports idol is Stevie Wonder ... First job was picking up golf balls at a driving range ... Hobbies include golf and dogs ... Most memorable hockey moment was playing in the 2009 Stanley Cup Playoffs ... Put on his first pair of skates at age 2½ ... If he wasn't playing hockey, he would be a police officer ... Son of former NHLer Thomas Steen ... Alex and his wife Sofie have one son, Kingston and are expecting another son in September ... Involved in the "Amadeus Steen Foundation" which enhances the lives of the community's children and youth through non-clinical initiatives that seek to restore hope.

**TRANSACTIONS:** Nov. 24, 2008 - From Toronto along with Carlo Colaiacovo in exchange for Lee Stempniak ... June 22, 2002 - Toronto's first choice, 24<sup>th</sup> overall in 2002 Entry Draft.

# The Players



## CAREER HIGHLIGHTS:

### MOST GOALS

GAME: 3 – Jan. 4, 2007 at Boston

### MOST ASSISTS

GAME: 3 – March 6, 2008 at Boston

### MOST POINTS

GAME: 5 – Jan. 4, 2007 at Boston

### MOST PIM

GAME: 4 – Five Times – Last, Jan. 31, 2009 vs. Philadelphia

### MOST SHOTS

GAME: 7 – March 12, 2008 at Philadelphia

### CAREER PENALTY SHOTS:

NONE

### FIRST NHL GAME:

Oct. 5, 2005 vs. Ottawa

### FIRST NHL GOAL:

Oct. 8, 2005 vs. Montreal

### FIRST GAME AS A BLUE:

Nov. 26, 2008 at Colorado

### FIRST GOAL AS A BLUE:

Dec. 8, 2008 vs. Nashville

## VERSUS NHL

| TEAM         | GP         | G         | A         | PTS        | PIM        |
|--------------|------------|-----------|-----------|------------|------------|
| Anaheim      | 5          | 1         | 0         | 1          | 0          |
| Atlanta      | 13         | 5         | 4         | 9          | 8          |
| Boston       | 27         | 5         | 9         | 14         | 16         |
| Buffalo      | 23         | 8         | 10        | 18         | 10         |
| Calgary      | 7          | 1         | 2         | 3          | 6          |
| Carolina     | 13         | 5         | 5         | 10         | 4          |
| Chicago      | 7          | 0         | 0         | 0          | 6          |
| Colorado     | 6          | 0         | 2         | 2          | 2          |
| Columbus     | 8          | 3         | 4         | 7          | 2          |
| Dallas       | 5          | 0         | 1         | 1          | 0          |
| Detroit      | 8          | 0         | 2         | 2          | 4          |
| Edmonton     | 6          | 0         | 1         | 1          | 0          |
| Florida      | 12         | 0         | 1         | 1          | 4          |
| Los Angeles  | 4          | 0         | 0         | 0          | 4          |
| Minnesota    | 5          | 1         | 1         | 2          | 2          |
| Montreal     | 25         | 3         | 6         | 9          | 4          |
| Nashville    | 6          | 1         | 1         | 2          | 0          |
| New Jersey   | 12         | 3         | 2         | 5          | 4          |
| NY Islanders | 11         | 3         | 8         | 11         | 4          |
| NY Rangers   | 15         | 1         | 1         | 2          | 8          |
| Ottawa       | 25         | 4         | 5         | 9          | 10         |
| Philadelphia | 13         | 3         | 6         | 9          | 10         |
| Phoenix      | 6          | 0         | 3         | 3          | 0          |
| Pittsburgh   | 12         | 1         | 10        | 11         | 4          |
| St. Louis    | 2          | 1         | 0         | 1          | 0          |
| San Jose     | 4          | 0         | 4         | 4          | 4          |
| Tampa Bay    | 14         | 3         | 2         | 5          | 2          |
| Toronto      | 0          | 0         | 0         | 0          | 0          |
| Vancouver    | 7          | 2         | 0         | 2          | 4          |
| Washington   | 13         | 2         | 4         | 6          | 8          |
| <b>Total</b> | <b>314</b> | <b>56</b> | <b>94</b> | <b>150</b> | <b>130</b> |

## LONGEST PERSONAL STREAKS:

|                      |        |                               |
|----------------------|--------|-------------------------------|
| <b>GOALS:</b>        | 2 (2X) | 01/03/2009-01/09/2009 (2G)    |
| <b>ASSISTS:</b>      | 4 (2X) | 12/13/2008-12/20/2008 (5A)    |
| <b>POINTS:</b>       | 6 (1X) | 10/08/2005-10/20/2005 (3G-4A) |
| <b>GAMES PLAYED:</b> | 170    | 01/02/2006-01/12/2008         |

## CAREER STATS

| Season                  | Club        | League  | REGULAR SEASON |           |           |            | PLAYOFFS   |          |          |          |          |          |
|-------------------------|-------------|---------|----------------|-----------|-----------|------------|------------|----------|----------|----------|----------|----------|
|                         |             |         | GP             | G         | A         | PTS        | PIM        | GP       | G        | A        | PTS      | PIM      |
| 1999-2000               | Goteburg    | SWE JR. | 8              | 5         | 7         | 12         | 0          | —        | —        | —        | —        | —        |
|                         | Frolunda 18 | SWE JR. | 14             | 3         | 5         | 8          | 16         | —        | —        | —        | —        | —        |
| 2000-01                 | Frolunda    | SWE JR. | 23             | 11        | 12        | 23         | 15         | 3        | 1        | 0        | 1        | 2        |
|                         | Frolunda 18 | SWE JR. | 6              | 3         | 3         | 6          | 9          | —        | —        | —        | —        | —        |
| 2001-02                 | Frolunda    | SWE     | 26             | 0         | 3         | 3          | 14         | 10       | 1        | 2        | 3        | 0        |
|                         | Frolunda    | SWE JR. | 23             | 21        | 17        | 38         | 47         | 2        | 1        | 1        | 2        | 2        |
| 2002-03                 | Frolunda    | SWE     | 45             | 5         | 10        | 15         | 18         | —        | —        | —        | —        | —        |
|                         | Frolunda    | SWE JR. | 2              | 0         | 2         | 2          | 0          | —        | —        | —        | —        | —        |
|                         | Sweden      | WJC     | 6              | 4         | 2         | 6          | 6          | —        | —        | —        | —        | —        |
| 2003-04                 | Frolunda    | SWE     | 48             | 10        | 14        | 24         | 50         | 10       | 4        | 6        | 10       | 14       |
|                         | Sweden      | WJC     | 6              | 2         | 1         | 3          | 4          | —        | —        | —        | —        | —        |
| 2004-05                 | Modo        | SWE     | 50             | 9         | 8         | 17         | 26         | 6        | 1        | 0        | 1        | 4        |
| 2005-06                 | Toronto     | NHL     | 75             | 18        | 27        | 45         | 42         | —        | —        | —        | —        | —        |
| 2006-07                 | Toronto     | NHL     | 82             | 15        | 20        | 35         | 26         | —        | —        | —        | —        | —        |
|                         | Sweden      | WC      | 9              | 2         | 2         | 4          | 6          | —        | —        | —        | —        | —        |
| 2007-08                 | Toronto     | NHL     | 76             | 15        | 27        | 42         | 32         | —        | —        | —        | —        | —        |
| 2008-09                 | Toronto     | NHL     | 20             | 2         | 2         | 4          | 6          | —        | —        | —        | —        | —        |
|                         | St. Louis   | NHL     | 61             | 6         | 18        | 24         | 24         | 4        | 0        | 1        | 1        | 0        |
| <b>NHL TOTALS</b>       |             |         | <b>314</b>     | <b>56</b> | <b>94</b> | <b>150</b> | <b>130</b> | <b>4</b> | <b>0</b> | <b>1</b> | <b>1</b> | <b>0</b> |
| <b>ST. LOUIS TOTALS</b> |             |         | <b>61</b>      | <b>6</b>  | <b>18</b> | <b>24</b>  | <b>24</b>  | <b>4</b> | <b>0</b> | <b>1</b> | <b>1</b> | <b>0</b> |



# KEITH TKACHUK 7

**HOMETOWN:** Melrose, Massachusetts

**POSITION:** Left Wing    **SHOOTS:** Left

**HEIGHT:** 6-2    **WEIGHT:** 235

**BORN:** 3-28-72, Melrose, Massachusetts

**2008-09:** Notched his 1,000th career point on Nov. 30 at Atlanta, becoming the 72<sup>nd</sup> National Hockey League player to reach this milestone and just the seventh US-born player ... Set a Blues franchise record by recording a goal in each of the team's first six games to start the season ... Registered three points (2g, 1a) on April 10 vs. Columbus, marking the first time that he has had three consecutive multiple-point games in one season since December 2005, when he had four straight three-point games for St. Louis ... Tied for eighth in the NHL with 14 power play goals ... Posted his 200th assist as a Blue on April 10 vs. Columbus ... Scored his 20th goal of the season on March 10 vs. Dallas, marking the 15th time in his career that he has scored 20-or-more goals ... Passed Pierre Turgeon for seventh place on the Blues' all-time game-winning goals list when he scored his 26<sup>th</sup> game-winning goal as a Blue on Feb. 7 vs. Colorado ... Won 51.4% of his face-offs ... Ranked second on the team in power play goals (14), third in shots (185) third in goals (25) and fourth in points (49) ... Recorded his 600th penalty minute as a Blue on Feb. 12 at Nashville ... Played in his 1,100th NHL game on Jan. 29 vs. Ottawa ... Notched his 500th career assist on Jan. 19 at Boston ... Was named to the Western Conference All-Star Team for the fifth time in his career and the second time as a Blue ... Passed Garry Unger for fourth place on the Blues' all-time power play goal list by scoring his 87th career power play goal as a Blue on Jan. 3 vs. Columbus ... Posted a career-high eight-game goal streak (7 goals) from April 5, 2008-Oct. 22, 2008 ... Passed Red Berenson for 6th place on the Blues' all-time goals list on Oct. 11 at New York Islanders by scoring his 173<sup>rd</sup> goal as a Blue. **Playoffs:** Played in four games, registering two penalty minutes.

**CAREER: 2007-08:** Scored his 500th career goal on April 6 at Columbus, becoming the 41st player in NHL history and fourth American-born player to score 500 goals ... Became the third player in NHL history to record 500 goals and over 2,000 penalty minutes ... Ranked third on the team with 58 points (27g, 31a) ... Ranked second on the team with 27 goals and third with 31 assists ... Skated in his 1,000th career NHL game on Dec. 1 vs. Chicago becoming the 224th player in NHL history and the 28th US-born player to skate in 1,000 career NHL games ... Recorded his 300th point as a Blue on Nov. 1 at Minnesota ... Posted a season-high four game point streak (1g, 3a) from Oct. 27 to Nov. 3 ... Registered his 2,100th penalty minute on March 1 vs. San Jose. **2006-07:** Played in a combined 79 games with St. Louis and Atlanta, recording 58 points (27g, 31a) along with 126 penalty minutes ... Played in his 900th career NHL game on Oct. 9 at Anaheim and scored his 900th NHL point on Jan. 13 vs. Los Angeles ... Notched 43 points (20 goals, 23 assists) in 61 games with St. Louis, ranking second on club in goals and points and led the team with eight power-play goals and 92 penalty minutes at the time of the trade. **Playoffs:** Skated in four games with the Thrashers, registering three points (1g, 2a) and 12 penalty minutes. **2005-06:** Played in 41 games, finishing fourth on the team in points (36), tied for second in goals (15) and tied for second in powerplay goals (10) ... Registered his 1,900<sup>th</sup> career penalty minute on April 1 at Nashville ... Posted a seven-game point streak from Nov. 25-Dec. 13, notching 15 points (8g, 7a) over the span ... Missed 41 games due to injuries. **2004-05:** Did Not Play. **2003-04:** Ranked first on the team and was ranked 19th in the NHL with 71 points (33g, 38a) ... Ranked first on the

team and was tied for 10th in the NHL with 33 goals ... Ranked third on the team with 38 assists ... Was tied for eighth in the NHL with eight game-winning goals ... Ranked second in the NHL with 18 power-play goals ... Ranked ninth in the NHL with 32 power-play points (18g, 14a) ... Ranked first on the team with 233 shots ... Notched the game-winning goal on March 16 at Los Angeles, marking the ninth time in his career he has posted 30-or-more goals in a season and his fourth consecutive season reaching the 30 goal mark ... Collected at least one point in 52 of his 75 games ... St. Louis recorded a 22-4-3-2 record when he notched a goal and went 32-11-7-2 when he scored a point ... Recorded 16 (8g, 8a) game-winning points ... Selected to his fourth NHL All-Star Team, recording an assist in the contest ... Recorded 17 multiple-point games, 15 two-point games, two three-point games ... Missed three games due to injury ... Served a three-game suspension from Nov. 15-19 ... Posted a three-game point streak from Oct 18-22, notching four points (1g, 3a) over the span ... Registered a three-game goal scoring streak from Nov. 4-8 (four goals over the span) ... Tied a franchise record by notching the game-winning goal for the third consecutive game on Nov. 8 vs. Florida ... Had an unsuccessful penalty shot on Nov. 22 vs. Dallas, his fourth career penalty shot ... He has one goal in the four penalty shot attempts ... Notched a goal with :29 seconds left in regulation on Nov. 25 vs. Boston to tie the game ... Posted a 13-game point streak from Dec. 2 to Jan. 3, collecting 21 points (7g, 14a) over the span ... Registered a goal on Jan. 29 vs. Vancouver, marking the 12th consecutive season he has notched 20-or-more goals in a season ... Posted a five-game assist streak from Jan. 13-21, collecting eight assists over the span ... Recorded his 400th career NHL goal on the power play on Oct. 12 at Colorado, becoming the 74th player in NHL history and the fifth U.S.-born player to reach the milestone ... Recorded his 1,800th career penalty minute on Nov. 13 at San Jose ... Skated in his 800th career NHL contest on Dec. 2 vs. LA ... Registered his 800th career NHL point on Jan. 13 at Montreal ... Notched a goal on the power play on Feb. 22 at Chicago, his 100th goal as a Blue ... Skated in his 200th game as a Blue on March 2 vs. Calgary ... Recorded his 200th point as a Blue on March 9 vs. NY Islanders ... Registered his 400th career NHL assist and his 100th assist as a Blue on March 20 at Dallas. **Playoffs:** Recorded a pair of assists along with 10 penalty minutes while averaging 19:18 minutes of ice time in five postseason contests. **2002-03:** Finished second on the team with 31 goals, marking the eighth time in his career and the third year in a row he has eclipsed the 30-goal mark ... Ranked sixth on the team with 55 points ... Finished first on the team and was tied for 10th in the NHL with 14 power-play tallies ... Ranked fourth on the club with 139 penalty minutes ... Collected his 1,700th career penalty minute on Dec. 17 at Los Angeles ... Tied a career-high six-game goal scoring streak from Jan. 28 to Feb. 11, collecting eight goals over the span ... Tied a career high point streak of 12 games from Jan. 28 to Feb. 23, notching 20 points (11g, 9a) over the span ... Served a four-game suspension from Feb. 27 to March 6 ... St. Louis posted a 14-5-5-0 mark when he notched a goal ... Missed 20 games due to injury. **Playoffs:** Played in seven games, notching four points (1g, 3a) ... Tallied his 50th career post season point and 150th career post season penalty minute in game five on April 18 at Vancouver ... Collected two power-play assists and one game-winning assist ... Tied for second on the club with 14 penalty minutes. **2001-02:** Tied for 12th in the NHL and ranked second

# The Players

on the team with 75 points (38g, 37a) ... His 75 points marks the fifth time in his career he has collected 50-plus points in one season ... Tied for seventh in the NHL with 38 goals, marking the fifth time in his career he has recorded 30-plus goals in one season ... Ranks fifth among U.S.-born players with 367 career goals ... Ranks fourth in the NHL with 295 goals scored since the 1994-95 season ... Is tied for fifth with Jeremy Roenick with 129 power-play goals since the 1991-92 season ... Has posted 30-or-more assists in six of his last nine seasons ... Led the team and tied for eighth in the NHL with 13 power-play goals ... Scored 46 (28g, 18a) of his 75 points on home ice ... Ranked second on the team with 29 points (10g, 19a) on the road ... Ranked third on the team with 21 power-play points (13g, 8a) ... Collected 54 points (25g, 29a) at even strength ... Tied for ninth in the NHL with seven game-winning goals ... Finished third on the club with 117 penalty minutes ... Led the club with 244 shots on goal ... Recorded 22 multi-point games; 17 two-point games, five three-point games ... Recorded his 700th NHL point on April 5 vs. Chicago ... Played in his 700th NHL game while registering a goal and a pair of assists on Jan. 21 at Boston ... Posted a plus-or-even rating in 55 of the 73 games he played in, and tied for second on the team with a plus 21 ranking ... **Playoffs:** Finished tied for second on the team with 10 points (5g, 5a) ... Recorded his first career post-season hat trick on May 7 vs. Detroit ... Three of his five assists came on the power play. **2000-01:** Traded to the Blues from Phoenix in exchange for Michal Handzus, Ladislav Nagy, Jeff Taffe and the Blues' first-round selection in the 2002 Entry Draft on March 13 ... Played in the final 12 games, collecting eight points (6g, 2a) ... Recorded 29 goals and 42 assists for 71 points in 64 games with Phoenix, prior to the trade ... Scored 35 goals, marking the sixth time in his career he has recorded 30-or-more goals in a season ... His 79 points ranked second on the team and tied for 21st in the NHL ... His 35 goals tied for 19th in the league ... Played in his 600th career NHL game on Nov. 30 at Dallas ... Posted his 300th career NHL assist on March 10 vs. Montreal ... Ranks second in Phoenix/Winnipeg organization history with 323 goals and third with 623 points. **1999-2000:** Finished fourth on the team in goals with 22 and third with five power-play goals ... The Coyotes recorded a 16-1 record when he scored a goal and an 18-4-2 mark when he registered a point ... Scored his first penalty shot goal on Jan. 12 vs. Pittsburgh (J. Aubin) ... Missed 38 games due to injury and two for a suspension. **1998-99:** Ranked 24th in the NHL in points with 68, 15th with 36 goals and third with 12 shorthanded goals ... Led the Coyotes in goal scoring for the fourth consecutive season and fifth time in his career with 36 goals ... Led the club in power-play goals (11), game-winning goals (seven) and shots (258) ... Recorded second on the team with 151 penalty minutes ... Set a career high with a plus-22 rating ... Registered four assists, including his 500th career NHL point at Edmonton on March 30 ... Posted a career-high 11 shots on goal on March 23 at Dallas ... Recorded his eighth career hat-trick on March 7 vs. Nashville ... Appeared in his 500th career NHL game on Feb. 20 at Florida ... Represented North America at his third consecutive All-Star Game ... Missed 12 games due to injuries. **1997-98:** Led the Coyotes in scoring for the fourth time in five seasons and has recorded 40 goals in a season for the fourth time in his career ... Ranked sixth in the NHL with 40 goals ... Posted his 200th career NHL assist on Jan. 26 vs. Vancouver ... Played for North America, making his second consecutive All-Star appearance, collecting two goals and one assist ... Notched his fifth career hat-trick on Dec. 1 at Florida ... Registered his 200th career NHL goal on Oct. 26 vs. Buffalo ... Played in his 400th career NHL game on Oct. 29 at Edmonton ... Missed seven games with a fractured rib. **1996-97:** Became the first U.S.-born player to lead the NHL in goals (52), establishing a career-high ... Became the fourth player in NHL history to record 50 goals and 200 penalty minutes ... Led the team in penalty minutes (228) ... Ranked first on the club and seventh in the NHL with seven game-winning goals ... Recorded his 50th goal on April 6 at Colorado and was the first player in the NHL to hit the 50-goal mark that season ... Scored four goals in one game for the first time in his career on March 20 at Chicago ... Played in his first NHL All-Star Game. **1995-96:** Was chosen as the NHL's top left-winger by The Sporting News ... Tied for seventh in the NHL with 50 goals ... Finished 15th in the NHL with 98 points, while ranking second in the league with 20 power play tallies ... Set career-highs in all offensive categories ... Led the club with a plus 11 rating ... Played in his 300th career NHL game on March 27 at

Colorado ... Named player of the week for the week of March 25, collecting 10 points (5g, 5a) over the span ... Registered his 50th goal of the season on April 5 vs. Los Angeles. **1994-95:** Played in all 48 games during the shortened season ... Ranked second on team with 51 points ... Tied for second on the team with three shorthanded assists ... Ranked second on the club with 22 goals ... Had a five-point game on April 7 vs. Vancouver, recording two goals and three assists ... Led the team with 152 penalty minutes. **1993-94:** Was named captain of the Jets on Nov. 6 ... Led the club in points with 81 (41g, 40a) ... Scored 22 power-play goals, ranking fifth in the NHL ... Ranked second on the club with three shorthanded goals ... Was the only Jet to play in all 84 games ... Ranked second on the team with 255 penalty minutes ... Named NHL Player of the Week for the week ending Dec. 5, recording 11 points over the span ... Notched his 100th career NHL point on Dec. 20 vs. Anaheim ... Registered his first career hat-trick on Oct. 23 at Philadelphia. **1992-93:** Set career-highs in all offensive categories, goals (28), assists (23) and points (51) ... Played in 83 games, missing one due to injury ... Posted a 12-game scoring streak, recording 13 points over the span ... Recorded four goals in four post-season contests. **1991-92:** Joined the Jets in February, following his stint with the U.S. Junior National Team and 1992 Olympic Team ... Played in his first NHL game and notched his first NHL point/assist on Feb. 28 vs. Vancouver ... Recorded his first NHL goal on March 8 vs. Minnesota.

**INTERNATIONAL CAREER:** Skated in his fourth Winter Olympic Games in Torino, Italy for Team USA ... Was named to the 2004 United States World Cup Team, collecting six points (5g, 1a) in five matches played, including a four-goal performance versus Russia on Sept. 7 ... Captured a silver medal at the 2002 Olympic Winter Games in Salt Lake City, representing Team USA ... Represented Team USA at the 1998 Winter Olympics in Nagano ... Represented the U.S. at the World Cup of Hockey in 1996, serving as an assistant captain and captured the championship ... Finished third in the tournament at the World Cup with five goals and ranked eighth with six points ... Helped Team USA to a fourth-place finish at the 1992 Olympic Games in Albertville, France ... Played 45 games for the U.S. National Team, collecting 20 points (10g, 10a).

**COLLEGE CAREER:** Spent one season at Boston University ... Scored 40 points (17g, 23a) in 37 contests ... Named to Hockey East All-Rookie Team (1990-91) ... Helped the Terriers reach the NCAA Finals.

**BACKGROUND:** Nickname is "Walt" ... Favorite movie is "Slap Shot" ... First cousin of exNHLer forward Tom Fitzgerald ... Was teammates and roommates with ex-Blue Dallas Drake in Winnipeg and Phoenix ... Most memorable hockey moments are winning the 2002 silver medal at the Olympics and winning the 1996 World Cup of Hockey ... Is a golf and Boston Red Sox fanatic ... Played in the Fleet Boston Classic with PGA Seniors David Stockton and Rocky Thompson ... Started "Ktchuk's Corner" which he donates season tickets to various non-profit organizations ... Is passionate about youth hockey...Spends his summer in Cape Cod ... Keith and his wife, Chantal, have three children: Matthew, Braeden, and Taryn.

**TRANSACTIONS:** June 30, 2007 - Signed by St. Louis ... June 26, 2007 - Rights traded to St. Louis from Atlanta along with a conditional 4<sup>th</sup> round draft choice in 2008 in exchange for a conditional 1<sup>st</sup> round draft choice in 2008 (previously acquired from Atlanta on Feb. 25, 2007). Feb. 25, 2007 - Traded to Atlanta for a first round draft choice in 2007 (traded to Calgary for their 18th choice which the Blues drafted Ian Cole), a third round draft choice in 2007 (Brett Sonne), a second round draft choice in 2008 and forward Glen Metropolit ... March 13, 2001 - Traded to St. Louis from Phoenix in exchange for Michal Handzus, Ladislav Nagy, Jeff Taffe and the Blues' 2002 first round draft selection (Ben Eager) ... June 16, 1990 - Winnipeg's first-round selection, 19th overall.

# KEITH TKACHUK

## VERSUS NHL

| TEAM         | GP          | G          | A          | PTS         | PIM         |
|--------------|-------------|------------|------------|-------------|-------------|
| Anaheim      | 54          | 27         | 22         | 49          | 120         |
| Atlanta      | 8           | 5          | 4          | 9           | 28          |
| Boston       | 25          | 14         | 18         | 32          | 31          |
| Buffalo      | 23          | 13         | 13         | 26          | 60          |
| Calgary      | 60          | 27         | 24         | 51          | 122         |
| Carolina     | 25          | 10         | 9          | 19          | 31          |
| Chicago      | 77          | 33         | 33         | 66          | 171         |
| Colorado     | 52          | 25         | 27         | 52          | 84          |
| Columbus     | 45          | 23         | 21         | 44          | 38          |
| Dallas       | 62          | 32         | 25         | 57          | 159         |
| Detroit      | 78          | 32         | 25         | 57          | 168         |
| Edmonton     | 59          | 25         | 26         | 51          | 81          |
| Florida      | 20          | 13         | 7          | 20          | 59          |
| Los Angeles  | 62          | 26         | 27         | 53          | 123         |
| Minnesota    | 23          | 6          | 8          | 14          | 43          |
| Montreal     | 20          | 7          | 12         | 19          | 70          |
| Nashville    | 46          | 17         | 23         | 40          | 76          |
| New Jersey   | 19          | 7          | 6          | 13          | 28          |
| NY Islanders | 21          | 12         | 9          | 21          | 59          |
| NY Rangers   | 19          | 9          | 6          | 15          | 32          |
| Ottawa       | 23          | 8          | 13         | 21          | 14          |
| Philadelphia | 21          | 15         | 13         | 28          | 41          |
| Phoenix      | 21          | 9          | 9          | 18          | 45          |
| Pittsburgh   | 22          | 12         | 8          | 20          | 51          |
| St. Louis    | 39          | 16         | 15         | 31          | 60          |
| San Jose     | 64          | 33         | 31         | 64          | 119         |
| Tampa Bay    | 25          | 13         | 13         | 26          | 20          |
| Toronto      | 37          | 20         | 13         | 33          | 90          |
| Vancouver    | 61          | 24         | 36         | 60          | 128         |
| Washington   | 23          | 12         | 12         | 24          | 12          |
| <b>Total</b> | <b>1134</b> | <b>525</b> | <b>508</b> | <b>1033</b> | <b>2163</b> |

## CAREER HIGHLIGHTS:

### MOST GOALS

GAME: 4 – Twice – Last, March 20, 1997 at Chicago

### MOST ASSISTS

GAME: 5 – Feb. 23, 2001 at Buffalo

### MOST POINTS

GAME: 5 – 4 Times – Last, Feb. 23, 2001 at Buffalo

### MOST PIM

GAME: 26 – Jan. 15, 1997 at Buffalo

### MOST SHOTS

GAME: 11 – March 23, 1999 vs. Dallas

### CAREER HAT-TRICKS:

9 – Last, Dec. 20, 2000 vs. Calgary

### CAREER PENALTY SHOTS:

5 (1 Goal) – Last, March 11, 2006 vs. Los Angeles (Mathieu Garon – Save)

### FIRST NHL GAME:

Feb. 28, 1992 at Vancouver

### FIRST NHL GOAL:

March 18, 1992 at Minnesota

### FIRST GAME AS A BLUE:

March 14, 2001 at Minnesota

### FIRST GOAL AS A BLUE:

March 17, 2001 at Calgary



# The Players



## LONGEST PERSONAL STREAKS:

|               |         |                                |
|---------------|---------|--------------------------------|
| GOALS:        | 8 (1X)  | 04/05/2008-10/22/2008 (10G)    |
| ASSISTS:      | 6 (1X)  | 02/13/2003-02/23/2003 (7A)     |
| POINTS:       | 13 (1X) | 12/02/2003-01/03/2004 (7G-14A) |
| GAMES PLAYED: | 201     | 11/14/1992-10/09/1995          |

## CAREER STATS

| Season                  | Club          | League    | GP   | REGULAR SEASON |     |      |      | PIM | GP | PLAYOFFS |     |     | PIM |
|-------------------------|---------------|-----------|------|----------------|-----|------|------|-----|----|----------|-----|-----|-----|
|                         |               |           |      | G              | A   | PTS  | G    |     |    | A        | PTS |     |     |
| 1990-91                 | Boston U.     | H-East    | 36   | 17             | 23  | 40   | 70   | —   | —  | —        | —   | —   |     |
| 1991-92                 | United States | Nat-Team  | 45   | 10             | 10  | 20   | 141  | —   | —  | —        | —   | —   |     |
|                         | United States | Olympics  | 8    | 1              | 1   | 2    | 12   | —   | —  | —        | —   | —   |     |
|                         | Winnipeg      | NHL       | 17   | 3              | 5   | 8    | 28   | 7   | 3  | 0        | 3   | 30  |     |
| 1992-93                 | Winnipeg      | NHL       | 83   | 28             | 23  | 51   | 201  | 6   | 4  | 0        | 4   | 14  |     |
| 1993-94                 | Winnipeg      | NHL       | 84   | 41             | 40  | 81   | 255  | —   | —  | —        | —   | —   |     |
| 1994-95                 | Winnipeg      | NHL       | 48   | 22             | 29  | 51   | 152  | —   | —  | —        | —   | —   |     |
| 1995-96                 | Winnipeg      | NHL       | 76   | 50             | 48  | 98   | 156  | 6   | 1  | 2        | 3   | 22  |     |
|                         | United States | World Cup | 7    | 5              | 1   | 6    | 44   | —   | —  | —        | —   | —   |     |
| 1996-97                 | Phoenix       | NHL       | 81   | 52             | 34  | 86   | 228  | 7   | 6  | 0        | 6   | 7   |     |
| 1997-98                 | Phoenix       | NHL       | 69   | 40             | 26  | 66   | 147  | 6   | 3  | 3        | 6   | 10  |     |
|                         | United States | Olympics  | 4    | 0              | 2   | 2    | 6    | —   | —  | —        | —   | —   |     |
| 1998-99                 | Phoenix       | NHL       | 68   | 36             | 32  | 68   | 151  | 7   | 1  | 3        | 4   | 13  |     |
| 1999-2000               | Phoenix       | NHL       | 50   | 22             | 21  | 43   | 82   | 5   | 1  | 1        | 2   | 4   |     |
| 2000-01                 | Phoenix       | NHL       | 64   | 29             | 42  | 71   | 108  | —   | —  | —        | —   | —   |     |
|                         | St. Louis     | NHL       | 12   | 6              | 2   | 8    | 14   | 15  | 2  | 7        | 9   | 20  |     |
| 2001-02                 | St. Louis     | NHL       | 73   | 38             | 37  | 75   | 117  | 10  | 5  | 5        | 10  | 18  |     |
|                         | United States | Olympics  | 5    | 2              | 0   | 2    | 2    | —   | —  | —        | —   | —   |     |
| 2002-03                 | St. Louis     | NHL       | 56   | 31             | 24  | 55   | 139  | 7   | 1  | 3        | 4   | 14  |     |
| 2003-04                 | St. Louis     | NHL       | 75   | 33             | 38  | 71   | 83   | 5   | 0  | 2        | 2   | 10  |     |
|                         | United States | World Cup | 5    | 5              | 1   | 6    | 23   | —   | —  | —        | —   | —   |     |
| 2004-05                 |               |           |      | Did Not Play   |     |      |      |     |    |          |     |     |     |
| 2005-06                 | St. Louis     | NHL       | 41   | 15             | 21  | 36   | 46   | —   | —  | —        | —   | —   |     |
| 2006-07                 | St. Louis     | NHL       | 61   | 20             | 23  | 43   | 92   | —   | —  | —        | —   | —   |     |
|                         | Atlanta       | NHL       | 18   | 7              | 8   | 15   | 34   | 4   | 1  | 2        | 3   | 12  |     |
| 2007-08                 | St. Louis     | NHL       | 79   | 27             | 31  | 58   | 69   | —   | —  | —        | —   | —   |     |
| 2008-09                 | St. Louis     | NHL       | 79   | 25             | 24  | 49   | 61   | 4   | 0  | 0        | 0   | 2   |     |
| <b>NHL TOTALS</b>       |               |           | 1134 | 525            | 508 | 1033 | 2163 | 89  | 28 | 28       | 56  | 176 |     |
| <b>ST. LOUIS TOTALS</b> |               |           | 476  | 195            | 200 | 395  | 621  | 41  | 8  | 17       | 25  | 64  |     |



**MIKE  
WEAVER** 43

**2008-09:** Made his Blues debut on Oct. 11 at NY Islanders ... Tallied his first point (assist) as a Blue on Oct. 16 vs. Dallas ... Played in a career-high 58 games ... Posted a plus-or-even rating in 45 of his 58 games ... Registered his 100th career penalty minute on Feb. 16 vs. New York Rangers. **Playoffs:** Made his postseason debut on April 15 at Vancouver.

**CAREER: 2007-08:** Played in 55 games with the Vancouver Canucks, registering one assist, 33 penalty minutes and a plus-one rating. **2006-07:** Played the majority of the season with Los Angeles, tying a career-high nine points (3g, 6a) ... Scored his first NHL goal on Feb. 6, 2007 at Tampa Bay ... Appeared in seven games with the Manchester Monarchs (AHL), recording four points (1g, 3a) along with two penalty minutes. **2005-06:** In his first season as a King appeared in 53 games averaging 15:03 of ice time/game ... Played in the first 12 games of the season before sustaining a broken right foot after blocking a shot in practice that sidelined him for seven games ... Returned to the lineup vs. Vancouver on 11/17/05 and played in 19 of the next 21 games before suffering a hip flexor injury that shelved him for six contests ... Missed an additional 16 games due to coach's decision ... Had three assists (0-3+3) and a plus-3 rating in 14 December games ... Recorded three assists in a five-game stretch that lasted from 12/21-12/29/05 ... Played in his 100<sup>th</sup> NHL game at St. Louis on 3/1/06 ... Had the primary assist on Luc Robitaille's franchise record 551<sup>st</sup> goal as a King vs. Atlanta on 1/19/06. **2004-05:** Led the Kings' AHL affiliate of Manchester and finished third in the AHL with a +35 rating ... Placed third in scoring among Monarchs defensemen with 23 points (Denis Grebeshkov/49 points; Tim Gleason/24 points) ... Appeared in 79 games, the most by any of the club's blueliners. **2003-04:** Spent the season with the Chicago Wolves of the AHL ... Ranked second on the team with a +21 rating ... Was a "plus" or "even" in 64 of 78 regular season games ... Was recalled 2/9/04 to Atlanta for one game (no points). **2002-03:** Split the season between Atlanta and Chicago (AHL) ... Began the season in the AHL and was recalled to the Thrashers 10/30/02 ... Was reassigned 2/11/03 ... Recorded his first NHL points of the campaign with a pair of assists 11/28/02 vs. the New

**HOMETOWN:** East Lansing, Michigan

**POSITION:** Defenseman **SHOOTS:** Right

**HEIGHT:** 5-9 **WEIGHT:** 186

**BORN:** 5-2-78, Bramalea, Ontario

York Rangers ... Set career highs for points (5) and games (40) with Atlanta. **2001-02:** Spent the bulk of his second pro season with Chicago (AHL) ... Was recalled on three occasions making his NHL debut 11/27/01 at Montreal ... Recorded his first NHL point with an assist 12/1/01 at Florida ... Member of the AHL Calder Cup Champion Chicago Wolves. **2000-01:** In his first pro season played in the IHL for Orlando and helped them win the Turner Cup ... Led the IHL with a +20 during the regular season.

**COLLEGE CAREER: 1996-2000:** Played in a total of 163 games at Michigan State totaling 48 points (5g, 43a).

**BACKGROUND:** Hockey hero growing up was Wayne Gretzky ... Put on his first pair of skates at age three ... Best hockey moment was winning the Turner Cup and Calder Cup ... Ultimate golf foursome would include Bill Clinton, Steve Jobs and Jennifer Aniston ... Favorite movie is Illusionist ... Favorite actor is Matthew McConaughey and favorite actress is Jennifer Aniston ... Mike and his wife Rhianna have one son, Owen.

**TRANSACTIONS:** July 10, 2008 - Signed by St. Louis as a free agent ... Oct. 2, 2007 - Claimed on waivers by Vancouver from Pittsburgh ... Aug. 8, 2007 - Signed as a free agent by Pittsburgh ... July 16, 2004 - Signed as a free agent by Los Angeles ... June 15, 2000 - Signed as a free agent by Atlanta.



# The Players



## CAREER HIGHLIGHTS:

### MOST GOALS

GAME: 1 – Three Times – Last, March 23, 2007 at Chicago

### MOST ASSISTS

GAME: 2 – Nov. 28, 2002 vs. N.Y. Rangers

### MOST POINTS

GAME: 2 – Twice – Last, Feb. 6, 2007 at Tampa Bay

### MOST PIM

GAME: 15 – Feb. 16, 2008 vs. Edmonton

### MOST SHOTS

GAME: 6 – Nov. 21, 2007 at Minnesota

### CAREER PENALTY SHOTS:

NONE

### FIRST NHL GAME:

Nov. 27, 2001 at Montreal

### FIRST NHL GOAL:

Feb. 6, 2007 at Tampa Bay

### FIRST GAME AS A BLUE:

Oct. 11, 2008 at N.Y. Islanders

### FIRST GOAL AS A BLUE:

None

## VERSUS NHL

| TEAM         | GP         | G        | A         | PTS       | PIM        |
|--------------|------------|----------|-----------|-----------|------------|
| Anaheim      | 18         | 0        | 1         | 1         | 12         |
| Atlanta      | 2          | 0        | 1         | 1         | 0          |
| Boston       | 6          | 0        | 1         | 1         | 8          |
| Buffalo      | 2          | 0        | 1         | 1         | 2          |
| Calgary      | 16         | 0        | 3         | 3         | 2          |
| Carolina     | 8          | 0        | 0         | 0         | 2          |
| Chicago      | 12         | 1        | 0         | 1         | 4          |
| Colorado     | 14         | 0        | 4         | 4         | 4          |
| Columbus     | 10         | 1        | 0         | 1         | 2          |
| Dallas       | 17         | 0        | 4         | 4         | 6          |
| Detroit      | 9          | 0        | 0         | 0         | 4          |
| Edmonton     | 16         | 0        | 2         | 2         | 25         |
| Florida      | 9          | 0        | 1         | 1         | 4          |
| Los Angeles  | 5          | 0        | 0         | 0         | 0          |
| Minnesota    | 10         | 0        | 0         | 0         | 0          |
| Montreal     | 5          | 0        | 0         | 0         | 0          |
| Nashville    | 8          | 0        | 1         | 1         | 0          |
| New Jersey   | 1          | 0        | 0         | 0         | 0          |
| NY Islanders | 5          | 0        | 0         | 0         | 0          |
| NY Rangers   | 5          | 0        | 2         | 2         | 6          |
| Ottawa       | 5          | 0        | 0         | 0         | 2          |
| Philadelphia | 7          | 0        | 2         | 2         | 2          |
| Phoenix      | 16         | 0        | 1         | 1         | 6          |
| Pittsburgh   | 3          | 0        | 0         | 0         | 0          |
| St. Louis    | 6          | 0        | 1         | 1         | 0          |
| San Jose     | 19         | 0        | 1         | 1         | 4          |
| Tampa Bay    | 6          | 1        | 2         | 3         | 0          |
| Toronto      | 6          | 0        | 0         | 0         | 4          |
| Vancouver    | 9          | 0        | 1         | 1         | 4          |
| Washington   | 7          | 0        | 0         | 0         | 2          |
| <b>Total</b> | <b>262</b> | <b>3</b> | <b>29</b> | <b>32</b> | <b>105</b> |

## LONGEST PERSONAL STREAKS:

|                      |        |                                |
|----------------------|--------|--------------------------------|
| <b>GOALS:</b>        | 1 (3X) | 03/23/2007 (1G)                |
| <b>ASSISTS:</b>      | 3 (1X) | 12/28/2005-01/14/2006 (3A)     |
| <b>POINTS:</b>       | 3 (1X) | 12/28/2005-01/14/2006 (0G, 3A) |
| <b>GAMES PLAYED:</b> | 37     | 10/31/2002-01/19/2003          |

## CAREER STATS

| Season                  | Club           | League | REGULAR SEASON |          |           | PTS       | PIM        | PLAYOFFS |          |          |          |          |
|-------------------------|----------------|--------|----------------|----------|-----------|-----------|------------|----------|----------|----------|----------|----------|
|                         |                |        | GP             | G        | A         |           |            | GP       | G        | A        | PTS      | PIM      |
| 1996-97                 | Michigan State | NCAA   | 39             | 0        | 7         | 7         | 46         | —        | —        | —        | —        | —        |
| 1997-98                 | Michigan State | NCAA   | 44             | 4        | 22        | 26        | 68         | —        | —        | —        | —        | —        |
| 1998-99                 | Michigan State | NCAA   | 42             | 1        | 6         | 7         | 54         | —        | —        | —        | —        | —        |
| 1999-2000               | Michigan State | NCAA   | 38             | 0        | 8         | 8         | 34         | —        | —        | —        | —        | —        |
| 2000-01                 | Orlando        | IHL    | 68             | 0        | 8         | 8         | 34         | 16       | 0        | 2        | 2        | 8        |
| 2001-02                 | Atlanta        | NHL    | 16             | 0        | 1         | 1         | 10         | —        | —        | —        | —        | —        |
|                         | Chicago        | AHL    | 58             | 2        | 8         | 10        | 67         | 25       | 1        | 3        | 4        | 21       |
| 2002-03                 | Atlanta        | NHL    | 40             | 0        | 5         | 5         | 20         | —        | —        | —        | —        | —        |
|                         | Chicago        | AHL    | 33             | 2        | 2         | 4         | 32         | 9        | 0        | 3        | 3        | 4        |
| 2003-04                 | Atlanta        | NHL    | 1              | 0        | 0         | 0         | 0          | —        | —        | —        | —        | —        |
|                         | Chicago        | AHL    | 78             | 3        | 14        | 17        | 89         | 9        | 2        | 2        | 4        | 20       |
| 2004-05                 | Manchester     | AHL    | 79             | 1        | 22        | 23        | 61         | 6        | 0        | 1        | 1        | 0        |
| 2005-06                 | Los Angeles    | NHL    | 53             | 0        | 9         | 9         | 14         | —        | —        | —        | —        | —        |
| 2006-07                 | Los Angeles    | NHL    | 39             | 3        | 6         | 9         | 16         | —        | —        | —        | —        | —        |
|                         | Manchester     | AHL    | 7              | 1        | 3         | 4         | 2          | —        | —        | —        | —        | —        |
| 2007-08                 | Vancouver      | NHL    | 55             | 0        | 1         | 1         | 33         | —        | —        | —        | —        | —        |
| 2008-09                 | St. Louis      | NHL    | 58             | 0        | 7         | 7         | 12         | 4        | 0        | 0        | 0        | 0        |
| <b>NHL TOTALS</b>       |                |        | <b>262</b>     | <b>3</b> | <b>29</b> | <b>32</b> | <b>105</b> | <b>4</b> | <b>0</b> | <b>0</b> | <b>0</b> | <b>0</b> |
| <b>ST. LOUIS TOTALS</b> |                |        | <b>58</b>      | <b>0</b> | <b>7</b>  | <b>7</b>  | <b>12</b>  | <b>4</b> | <b>0</b> | <b>0</b> | <b>0</b> | <b>0</b> |



**BRAD WINCHESTER 15**

**2008-09:** Registered career highs in games played (64), goals (13), assists (8), points (21) and penalty minutes (89) ... Posted a plus-or-even rating in 52 of the 64 games he has played in ... Registered his 200th career penalty minute on Jan. 15 vs. Colorado ... Notched a goal and scored the game-winning shootout goal in his first career shootout attempt en route to the game's 1st star in a 3-2 win on Dec. 27 vs. San Jose ... Scored his first two goals as a member of the Blues on Dec. 13 at San Jose, marking the second time in his career that he has notched a two-goal game ... Made his Blues debut on Nov. 21 vs. Anaheim, notching an assist ... Played in 13 games with Peoria, recording six points (4g, 2a) and 46 penalty minutes. **Playoffs:** Made his Blues postseason debut on April 15 at Vancouver.

**CAREER: 2007-08:** Skated in 41 games with the Stars, registering three points (1g, 2a) along with 46 penalty minutes. **Playoffs:** Played in six games with Dallas, registering eight penalty minutes. **2006-07:** Appeared in his second NHL season and first full NHL campaign ... In 59 games, collected nine points (4-5-9) with 86 penalty minutes ... Netted his first NHL goal on Nov. 7 at Montreal ... Netted his first career two-goal game on Nov. 12 at St. Louis ... Registered a career-high 22 PIM on March 12 at Los Angeles. **2005-06:** split the season between Edmonton and the AHL's Hamilton Bulldogs ... Was a plus or even player in 15 of his 19 games with the Oilers ... Averaged a-point-a-game with 40 points (26-14-40) in 40 games with Hamilton ... Ranked first on Hamilton in goals and power play goals (16) ... Made his NHL debut on Oct. 10 at Anaheim ... Notched his first NHL point with an assist on Apr. 3 vs. Phoenix ... Tied for 14th among NHL rookies in points, was 11th in goals and first in game-winners (1). **Playoffs:** Played in 10 playoff games during Edmonton's run to the Stanley Cup Finals ... Notched two assists in Game Three vs. Detroit in the first

**HOMETOWN:** Madison, Wisconsin

**POSITION:** Left Wing    **SHOOTS:** Left

**HEIGHT:** 6-5    **WEIGHT:** 231

**BORN:** 3-1-81, Madison, Wisconsin

round (a 4-3 double-OT win).

**MINOR CAREER: 2004-05:** Finished third on the Edmonton Roadrunners in points (40) in 76 games and tied for the team lead in goals (22). **2003-04:** Appeared in 65 games with Toronto of the American Hockey League and registered 13 goals and six assists for 19 points.

**COLLEGE CAREER:** Played four seasons with the University of Wisconsin of the Western Collegiate Hockey Association (WCHA) from 1999 - 2003...In 141 career games with the Badgers, tallied 35 goals and 24 assists for 59 points with 228 penalty minutes.

**JUNIOR CAREER:** Spent two seasons as a member of the United States Development Program, playing for the U.S. National Under-18 Team from 1997-1999 ... Recorded 89 points (43-46-89) with 265 penalty minutes in 139 games for the national program.

**INTERNATIONAL CAREER:** Was a member of Team USA at the 2000 World Junior Hockey Championships in Sweden.

**BACKGROUND:** Nickname is "Winnie" ... Lists his first job as mowing lawns ... His favorite sports growing up (outside of hockey) were baseball and tennis ... His favorite movie is Top Gun ... Lists his most memorable moment as playing in the Stanley Cup Playoffs in 2009.

**TRANSACTIONS:** July 16, 2008 - Signed by St. Louis as a free agent ... July 6, 2007 - Signed by Dallas as a free agent ... June 24, 2000 - Edmonton's second round selection, 35<sup>th</sup> overall in the 2000 Entry Draft.

# The Players



## CAREER HIGHLIGHTS:

### MOST GOALS

GAME: 2 – Twice – Last, Dec. 13, 2008 at San Jose

### MOST ASSISTS

GAME: 1 – 16 Times – Last, April 2, 2009 at Detroit

### MOST POINTS

GAME: 2 – Three Times – Last, Feb. 12, 2009 at Nashville

### MOST PIM

GAME: 22 – March 12, 2007 at Los Angeles

### MOST SHOTS

GAME: 5 – Twice – Last, Jan. 31, 2009 vs. Philadelphia

### CAREER PENALTY SHOTS:

NONE

### FIRST NHL GAME:

Oct. 10, 2005 at Anaheim

### FIRST NHL GOAL:

Nov. 7, 2006 at Montreal

### FIRST GAME AS A BLUE:

Nov. 21, 2008 vs. Anaheim

### FIRST GOAL AS A BLUE:

Dec. 13, 2008 at San Jose

## VERSUS NHL

| TEAM         | GP         | G         | A         | PTS       | PIM        |
|--------------|------------|-----------|-----------|-----------|------------|
| Anaheim      | 11         | 0         | 1         | 1         | 25         |
| Atlanta      | 1          | 0         | 0         | 0         | 0          |
| Boston       | 3          | 2         | 0         | 2         | 5          |
| Buffalo      | 0          | 0         | 0         | 0         | 0          |
| Calgary      | 12         | 0         | 0         | 0         | 11         |
| Carolina     | 2          | 1         | 0         | 1         | 4          |
| Chicago      | 10         | 0         | 1         | 1         | 9          |
| Colorado     | 15         | 0         | 1         | 1         | 25         |
| Columbus     | 9          | 2         | 3         | 5         | 13         |
| Dallas       | 8          | 1         | 1         | 2         | 16         |
| Detroit      | 11         | 0         | 1         | 1         | 8          |
| Edmonton     | 5          | 0         | 0         | 0         | 0          |
| Florida      | 1          | 0         | 1         | 1         | 0          |
| Los Angeles  | 10         | 0         | 1         | 1         | 36         |
| Minnesota    | 12         | 1         | 0         | 1         | 6          |
| Montreal     | 1          | 1         | 0         | 1         | 9          |
| Nashville    | 13         | 1         | 1         | 2         | 11         |
| New Jersey   | 2          | 0         | 0         | 0         | 0          |
| NY Islanders | 1          | 0         | 0         | 0         | 2          |
| NY Rangers   | 2          | 0         | 0         | 0         | 2          |
| Ottawa       | 3          | 1         | 0         | 1         | 0          |
| Philadelphia | 2          | 0         | 1         | 1         | 4          |
| Phoenix      | 16         | 2         | 1         | 3         | 35         |
| Pittsburgh   | 0          | 0         | 0         | 0         | 0          |
| St. Louis    | 8          | 2         | 1         | 3         | 11         |
| San Jose     | 9          | 3         | 1         | 4         | 6          |
| Tampa Bay    | 2          | 0         | 0         | 0         | 0          |
| Toronto      | 0          | 0         | 0         | 0         | 0          |
| Vancouver    | 12         | 0         | 0         | 0         | 4          |
| Washington   | 2          | 1         | 1         | 2         | 0          |
| <b>Total</b> | <b>183</b> | <b>18</b> | <b>16</b> | <b>34</b> | <b>242</b> |

## LONGEST PERSONAL STREAKS:

|               |         |                                |
|---------------|---------|--------------------------------|
| GOALS:        | 1 (16X) | 04/07/2009 (1G)                |
| ASSISTS:      | 2 (1X)  | 04/01/2009-04/02/2009 (2A)     |
| POINTS:       | 2 (5X)  | 04/01/2009-04/02/2009 (0G, 2A) |
| GAMES PLAYED: | 58      | 12/06/2008-04/12/2009          |

## CAREER STATS

| Season                  | Club               | League | REGULAR SEASON |           |           |           |            | PLAYOFFS  |          |          |          |           |
|-------------------------|--------------------|--------|----------------|-----------|-----------|-----------|------------|-----------|----------|----------|----------|-----------|
|                         |                    |        | GP             | G         | A         | PTS       | PIM        | GP        | G        | A        | PTS      | PIM       |
| 1997-98                 | US Jr. Nat. Team   | USHL   | 5              | 2         | 1         | 3         | 6          | —         | —        | —        | —        | —         |
|                         | US Nat Under-18    | NAHL   | 40             | 11        | 17        | 28        | 84         | —         | —        | —        | —        | —         |
| 1998-99                 | US Jr. Nat. Team   | USHL   | 48             | 14        | 23        | 37        | 103        | —         | —        | —        | —        | —         |
| 1999-2000               | Univ. of Wisconsin | NCAA   | 33             | 9         | 9         | 18        | 48         | —         | —        | —        | —        | —         |
| 2000-01                 | Univ. of Wisconsin | NCAA   | 41             | 7         | 9         | 16        | 71         | —         | —        | —        | —        | —         |
| 2001-02                 | Univ. of Wisconsin | NCAA   | 38             | 14        | 20        | 34        | 38         | —         | —        | —        | —        | —         |
| 2002-03                 | Univ. of Wisconsin | NCAA   | 38             | 10        | 6         | 16        | 58         | —         | —        | —        | —        | —         |
| 2003-04                 | Toronto            | AHL    | 65             | 13        | 6         | 19        | 85         | 3         | 0        | 0        | 0        | 2         |
| 2004-05                 | Edmonton           | AHL    | 76             | 22        | 18        | 40        | 143        | —         | —        | —        | —        | —         |
| 2005-06                 | Edmonton           | NHL    | 19             | 0         | 1         | 1         | 21         | 10        | 1        | 2        | 3        | 4         |
|                         | Hamilton           | AHL    | 40             | 26        | 14        | 40        | 118        | —         | —        | —        | —        | —         |
| 2006-07                 | Edmonton           | NHL    | 59             | 4         | 5         | 9         | 86         | —         | —        | —        | —        | —         |
| 2007-08                 | Dallas             | NHL    | 41             | 1         | 2         | 3         | 46         | 6         | 0        | 0        | 0        | 8         |
|                         | Iowa               | AHL    | 1              | 0         | 0         | 0         | 2          | —         | —        | —        | —        | —         |
| 2008-09                 | St. Louis          | NHL    | 64             | 13        | 8         | 21        | 89         | 4         | 0        | 0        | 0        | 10        |
|                         | Peoria             | AHL    | 13             | 4         | 2         | 6         | 46         | —         | —        | —        | —        | —         |
| <b>NHL TOTALS</b>       |                    |        | <b>183</b>     | <b>18</b> | <b>16</b> | <b>34</b> | <b>242</b> | <b>20</b> | <b>1</b> | <b>2</b> | <b>3</b> | <b>22</b> |
| <b>ST. LOUIS TOTALS</b> |                    |        | <b>64</b>      | <b>13</b> | <b>8</b>  | <b>21</b> | <b>89</b>  | <b>4</b>  | <b>0</b> | <b>0</b> | <b>0</b> | <b>10</b> |



5

42

BACKES

42

16

TURBO

TA



# WHATEVER IT TAKES.

FREE CHECKING  
ONLINE BANKING  
ONLINE STATEMENTS  
MORTGAGES  
BUSINESS BANKING  
COMMERCIAL LOANS

OFFICIAL BANK



# PEOPLES NATIONAL BANK

16 LOCATIONS

*St. Louis, Metro and Southern Illinois*

[WWW.PEOPLESNATIONALBANK.COM](http://WWW.PEOPLESNATIONALBANK.COM)

MEMBER  
FDIC





## DEREK ARMSTRONG

**POSITION:** Center    **SHOOTS:** Right

**HEIGHT:** 6-0    **WEIGHT:** 197

**BORN:** 4-23-73, Ottawa, Ontario

**ACQUIRED:** Signed as a free agent, 9-8-09

### CAREER STATS

| Season            | Club            | League  | REGULAR SEASON |           |            |            |            | PLAYOFFS |          |          |          |          |
|-------------------|-----------------|---------|----------------|-----------|------------|------------|------------|----------|----------|----------|----------|----------|
|                   |                 |         | GP             | G         | A          | PTS        | PIM        | GP       | G        | A        | PTS      | PIM      |
| 1990-91           | Sudbury         | OHL     | 2              | 0         | 2          | 2          | 0          | —        | —        | —        | —        | —        |
| 1991-92           | Sudbury         | OHL     | 66             | 31        | 54         | 85         | 22         | 9        | 2        | 2        | 4        | 2        |
| 1992-93           | Sudbury         | OHL     | 66             | 44        | 62         | 106        | 56         | 14       | 9        | 10       | 19       | 26       |
| 1993-94           | N.Y. Islanders  | NHL     | 1              | 0         | 0          | 0          | 0          | —        | —        | —        | —        | —        |
| 1994-95           | Salt Lake       | IHL     | 76             | 23        | 35         | 58         | 61         | —        | —        | —        | —        | —        |
| 1994-95           | Denver          | IHL     | 59             | 13        | 18         | 31         | 65         | 6        | 0        | 2        | 2        | 0        |
| 1995-96           | N.Y. Islanders  | NHL     | 19             | 1         | 3          | 4          | 13         | —        | —        | —        | —        | —        |
| 1995-96           | Worcester       | AHL     | 51             | 11        | 15         | 26         | 33         | 4        | 2        | 1        | 3        | 0        |
| 1996-97           | N.Y. Islanders  | NHL     | 50             | 6         | 7          | 13         | 33         | —        | —        | —        | —        | —        |
| 1996-97           | Utah            | IHL     | 17             | 4         | 8          | 12         | 10         | 6        | 0        | 4        | 4        | 4        |
| 1997-98           | Ottawa          | NHL     | 9              | 2         | 0          | 2          | 9          | —        | —        | —        | —        | —        |
| 1997-98           | Hartford        | AHL     | 54             | 16        | 30         | 46         | 40         | 15       | 2        | 6        | 8        | 22       |
| 1998-99           | Detroit         | IHL     | 10             | 0         | 1          | 1          | 2          | —        | —        | —        | —        | —        |
| 1998-99           | N.Y. Rangers    | NHL     | 3              | 0         | 0          | 0          | 0          | —        | —        | —        | —        | —        |
| 1998-99           | Hartford        | AHL     | 59             | 29        | 51         | 80         | 73         | 7        | 5        | 4        | 9        | 10       |
| 1999-2000         | N.Y. Rangers    | NHL     | 1              | 0         | 0          | 0          | 0          | —        | —        | —        | —        | —        |
| 1999-2000         | Hartford        | AHL     | 77             | 28        | 54         | 82         | 101        | 23       | 7        | 16       | 23       | 24       |
| 2000-01           | N.Y. Rangers    | NHL     | 3              | 0         | 0          | 0          | 0          | —        | —        | —        | —        | —        |
| 2001-02           | Hartford        | AHL     | 75             | 32        | 69         | 101        | 73         | 5        | 0        | 6        | 6        | 6        |
| 2001-02           | Bern            | AHL     | 44             | 17        | 36         | 60         | 60         | —        | —        | —        | —        | —        |
| 2002-03           | Los Angeles     | NHL     | 66             | 12        | 26         | 38         | 30         | —        | —        | —        | —        | —        |
| 2002-03           | Manchester      | AHL     | 2              | 3         | 0          | 3          | 4          | —        | —        | —        | —        | —        |
| 2003-04           | Los Angeles     | NHL     | 57             | 14        | 21         | 35         | 33         | —        | —        | —        | —        | —        |
| 2004-05           | Rapperswil-Jona | Swiss-A | 12             | 7         | 10         | 22         | 17         | —        | —        | —        | —        | —        |
| 2004-05           | Los Angeles     | NHL     | 62             | 13        | 28         | 41         | 46         | —        | —        | —        | —        | —        |
| 2006-07           | Los Angeles     | NHL     | 67             | 11        | 44         | 44         | 62         | —        | —        | —        | —        | —        |
| 2007-08           | Los Angeles     | NHL     | 77             | 8         | 27         | 35         | 63         | —        | —        | —        | —        | —        |
| 2008-09           | Los Angeles     | NHL     | 56             | 5         | 4          | 9          | 63         | —        | —        | —        | —        | —        |
| <b>NHL TOTALS</b> |                 |         | <b>471</b>     | <b>72</b> | <b>149</b> | <b>221</b> | <b>353</b> | <b>—</b> | <b>—</b> | <b>—</b> | <b>—</b> | <b>—</b> |



## BRENDAN BELL

**POSITION:** Defenseman    **SHOOTS:** Left

**HEIGHT:** 6-1    **WEIGHT:** 215

**BORN:** 3-31-83, Ottawa, Ontario

**ACQUIRED:** Signed as a free agent, 7-31-09

### CAREER STATS

| Season            | Club        | League | REGULAR SEASON |          |           |           |           | PLAYOFFS |          |          |          |          |
|-------------------|-------------|--------|----------------|----------|-----------|-----------|-----------|----------|----------|----------|----------|----------|
|                   |             |        | GP             | G        | A         | PTS       | PIM       | GP       | G        | A        | PTS      | PIM      |
| 1999-2000         | Ottawa      | OHL    | 48             | 1        | 32        | 33        | 34        | 5        | 0        | 1        | 1        | 4        |
| 2000-01           | Ottawa      | OHL    | 68             | 7        | 32        | 39        | 59        | 20       | 1        | 11       | 12       | 22       |
| 2001-02           | Ottawa      | OHL    | 67             | 10       | 36        | 46        | 56        | 13       | 2        | 5        | 7        | 25       |
| 2002-03           | Ottawa      | OHL    | 55             | 14       | 39        | 53        | 46        | 23       | 8        | 19       | 27       | 25       |
| 2003-04           | St. John's  | AHL    | 74             | 7        | 18        | 25        | 72        | —        | —        | —        | —        | —        |
| 2004-05           | St. John's  | AHL    | 75             | 6        | 25        | 31        | 57        | 5        | 0        | 1        | 1        | 2        |
| 2005-06           | Toronto     | NHL    | 1              | 0        | 0         | 0         | 0         | —        | —        | —        | —        | —        |
| 2005-06           | Toronto     | AHL    | 70             | 6        | 37        | 43        | 99        | 5        | 0        | 4        | 4        | 10       |
| 2006-07           | Toronto     | NHL    | 31             | 1        | 4         | 5         | 19        | —        | —        | —        | —        | —        |
| 2006-07           | Phoenix     | NHL    | 14             | 0        | 2         | 2         | 8         | —        | —        | —        | —        | —        |
| 2007-08           | Phoenix     | NHL    | 2              | 0        | 0         | 0         | 0         | —        | —        | —        | —        | —        |
| 2007-08           | San Antonio | AHL    | 69             | 7        | 24        | 31        | 80        | 7        | 2        | 5        | 7        | 10       |
| 2008-09           | Ottawa      | NHL    | 53             | 6        | 15        | 21        | 24        | —        | —        | —        | —        | —        |
| 2008-09           | Binghamton  | AHL    | 15             | 6        | 9         | 15        | 12        | —        | —        | —        | —        | —        |
| <b>NHL TOTALS</b> |             |        | <b>101</b>     | <b>7</b> | <b>21</b> | <b>28</b> | <b>51</b> | <b>—</b> | <b>—</b> | <b>—</b> | <b>—</b> | <b>—</b> |



## BEN BISHOP

**POSITION:** Goaltender **CATCHES:** Left


**HEIGHT:** 6-7 **WEIGHT:** 215

**BORN:** 11-21-86, Denver, Colorado

**DRAFTED:** 3rd Round, 85th Overall, 7-30-05

### CAREER STATS:

| Season                  | Club      | League | REGULAR SEASON |          |          |          |            |           |          | PLAYOFFS    |    |   |   |      |    |    |      |
|-------------------------|-----------|--------|----------------|----------|----------|----------|------------|-----------|----------|-------------|----|---|---|------|----|----|------|
|                         |           |        | GP             | W        | L        | T        | MINS       | GA        | SO       | AVG         | GP | W | L | MINS | GA | SO | AVG  |
| 2004-05                 | Texas     | NAHL   | 45             | 35       | 8        | 0        | 2577       | 83        | 5        | 1.93        | 11 | 9 | 2 | 660  | 30 | 0  | 2.73 |
| 2005-06                 | Maine     | NCAA   | 31             | 21       | 8        | 2        | 1788       | 68        | 0        | 2.28        | —  | — | — | —    | —  | —  |      |
| 2006-07                 | Maine     | NCAA   | 34             | 21       | 9        | 2        | 1906       | 68        | 3        | 2.14        | —  | — | — | —    | —  | —  |      |
| 2007-08                 | Maine     | NCAA   | 34             | 13       | 18       | 3        | 1972       | 80        | 2        | 2.43        | —  | — | — | —    | —  | —  |      |
|                         | Peoria    | AHL    | 5              | 2        | 2        | 1        | 302        | 12        | 0        | 2.38        | —  | — | — | —    | —  | —  |      |
| 2008-09                 | St. Louis | NHL    | 6              | 1        | 1        | 1        | 245        | 12        | 0        | 2.94        | —  | — | — | —    | —  | —  |      |
|                         | Peoria    | AHL    | 33             | 15       | 16       | 1        | 1898       | 89        | 1        | 2.81        | —  | — | — | —    | —  | —  |      |
| <b>NHL TOTALS</b>       |           |        | <b>6</b>       | <b>1</b> | <b>1</b> | <b>1</b> | <b>245</b> | <b>12</b> | <b>0</b> | <b>2.94</b> | —  | — | — | —    | —  | —  |      |
| <b>ST. LOUIS TOTALS</b> |           |        | <b>6</b>       | <b>1</b> | <b>1</b> | <b>1</b> | <b>245</b> | <b>12</b> | <b>0</b> | <b>2.94</b> | —  | — | — | —    | —  | —  |      |



## ADAM CRACKNELL

**POSITION:** Right Wing **SHOOTS:** Right

**HEIGHT:** 6-2 **WEIGHT:** 210

**BORN:** 7-15-85, Prince Albert, Saskatchewan

**ACQUIRED:** Signed as a free agent, 7-23-09

### CAREER STATS

| Season  | Club      | League | REGULAR SEASON |    |    |     |     |    | PLAYOFFS |    |     |     |
|---------|-----------|--------|----------------|----|----|-----|-----|----|----------|----|-----|-----|
|         |           |        | GP             | G  | A  | PTS | PIM | GP | G        | A  | PTS | PIM |
| 2002-03 | Kootenay  | WHL    | 67             | 7  | 4  | 11  | 37  | 11 | 0        | 0  | 0   | 2   |
| 2003-04 | Kootenay  | WHL    | 72             | 26 | 35 | 61  | 63  | 4  | 1        | 1  | 2   | 2   |
| 2004-05 | Kootenay  | WHL    | 72             | 19 | 29 | 48  | 65  | 16 | 8        | 8  | 16  | 6   |
| 2005-06 | Kootenay  | WHL    | 72             | 42 | 51 | 93  | 85  | 6  | 1        | 4  | 5   | 6   |
|         | Omaha     | AHL    | 6              | 1  | 2  | 3   | 2   | —  | —        | —  | —   | —   |
| 2006-07 | Las Vegas | ECHL   | 31             | 8  | 14 | 22  | 35  | 8  | 3        | 3  | 6   | 6   |
| 2007-08 | Quad City | AHL    | 4              | 1  | 0  | 1   | 0   | —  | —        | —  | —   | —   |
| 2008-09 | Las Vegas | ECHL   | 61             | 29 | 30 | 59  | 47  | 21 | 9        | 13 | 22  | 4   |
|         | Quad City | AHL    | 79             | 10 | 16 | 26  | 36  | —  | —        | —  | —   | —   |



## NICHOLAS DRAZENOVIC

**POSITION:** Center    **SHOOTS:** Left

**HEIGHT:** 6-0    **WEIGHT:** 205

**BORN:** 1-14-87, Prince George, British Columbia

**DRAFTED:** 6th Round, 171st Overall, 7-30-05

### CAREER STATS

| Season  | Club          | League | GP | REGULAR SEASON |    |     |     | PLAYOFFS |   |    |     |     |
|---------|---------------|--------|----|----------------|----|-----|-----|----------|---|----|-----|-----|
|         |               |        |    | G              | A  | PTS | PIM | GP       | G | A  | PTS | PIM |
| 2002-03 | Prince George | WHL    | 15 | 4              | 4  | 8   | 0   | 4        | 0 | 0  | 0   | 2   |
| 2003-04 | Prince George | WHL    | 65 | 7              | 30 | 37  | 38  | —        | — | —  | —   | —   |
| 2004-05 | Prince George | WHL    | 72 | 18             | 38 | 56  | 24  | —        | — | —  | —   | —   |
| 2005-06 | Prince George | WHL    | 71 | 30             | 33 | 63  | 51  | 5        | 0 | 0  | 0   | 4   |
| 2006-07 | Prince George | WHL    | 58 | 18             | 32 | 50  | 63  | 15       | 9 | 10 | 19  | 6   |
| 2007-08 | Peoria        | AHL    | 69 | 16             | 26 | 42  | 38  | —        | — | —  | —   | —   |
| 2008-09 | Peoria        | AHL    | 76 | 12             | 21 | 33  | 43  | 20       | 1 | 8  | 9   | 38  |



## LARS ELLER

**POSITION:** Center    **SHOOTS:** Left


**HEIGHT:** 6-1    **WEIGHT:** 198

**BORN:** 5-8-89, Rodovre, Denmark

**DRAFTED:** 1st Round, 13th Overall, 6-22-07

### CAREER STATS

| Season  | Club            | League  | GP | REGULAR SEASON |    |     |     | PLAYOFFS |   |   |     |     |
|---------|-----------------|---------|----|----------------|----|-----|-----|----------|---|---|-----|-----|
|         |                 |         |    | G              | A  | PTS | PIM | GP       | G | A | PTS | PIM |
| 2006-07 | Frolunda Jr.    | SWE Jr. | 39 | 18             | 37 | 55  | 58  | —        | — | — | —   | —   |
| 2007-08 | Vastra Frolunda | SEL     | 14 | 0              | 2  | 2   | 4   | 7        | 0 | 1 | 1   | 2   |
|         | Boras           | Swe-1   | 19 | 2              | 6  | 8   | 8   | —        | — | — | —   | —   |
| 2008-09 | Vastra Frolunda | SWE     | 48 | 12             | 17 | 29  | 28  | 10       | 3 | 1 | 4   | 12  |



## T.J. FAST

**POSITION:** Defenseman **SHOOTS:** Left

**HEIGHT:** 6-0 **WEIGHT:** 195

**BORN:** 9-2-87, Calgary, Alberta

**ACQUIRED:** From Los Angeles for the Blues' 2009 5th round draft choice on June 4, 2008

### CAREER STATS

| Season  | Club         | League | GP | REGULAR SEASON |    |     |     | PLAYOFFS |   |   |     |     |
|---------|--------------|--------|----|----------------|----|-----|-----|----------|---|---|-----|-----|
|         |              |        |    | G              | A  | PTS | PIM | GP       | G | A | PTS | PIM |
| 2003-04 | Calgary      | AJHL   | 10 | 0              | 2  | 2   | 0   | —        | — | — | —   | —   |
| 2004-05 | Camrose      | AJHL   | 58 | 8              | 28 | 36  | 40  | —        | — | — | —   | —   |
| 2005-06 | U. of Denver | NCAA   | 39 | 1              | 6  | 7   | 26  | —        | — | — | —   | —   |
| 2006-07 | U. of Denver | NCAA   | 19 | 0              | 4  | 4   | 14  | —        | — | — | —   | —   |
|         | Tri-City     | WHL    | 26 | 3              | 19 | 22  | 30  | 6        | 0 | 1 | 1   | 14  |
| 2007-08 | Tri-City     | WHL    | 71 | 17             | 37 | 54  | 92  | 16       | 1 | 8 | 9   | 16  |
| 2008-09 | Peoria       | AHL    | 46 | 1              | 4  | 5   | 12  | —        | — | — | —   | —   |
|         | Alaska       | ECHL   | 9  | 0              | 1  | 1   | 6   | 18       | 0 | 5 | 5   | 11  |



## JONATHAN FILEWICH

**POSITION:** Right Wing **SHOOTS:** Left

**HEIGHT:** 6-2 **WEIGHT:** 208

**BORN:** 10-2-84, Kelowna, British Columbia

**ACQUIRED:** From Pittsburgh in exchange for a conditional 6th round draft choice in 2010 on Dec. 19, 2009.

### CAREER STATS

| Season            | Club              | League     | GP       | REGULAR SEASON |          |          |          | PLAYOFFS |   |   |     |     |
|-------------------|-------------------|------------|----------|----------------|----------|----------|----------|----------|---|---|-----|-----|
|                   |                   |            |          | G              | A        | PTS      | PIM      | GP       | G | A | PTS | PIM |
| 1999-2000         | Prince George     | WHL        | 3        | 0              | 0        | 0        | 2        | —        | — | — | —   | —   |
| 2000-01           | Prince George     | WHL        | 61       | 9              | 16       | 25       | 32       | —        | — | — | —   | —   |
| 2001-02           | Prince George     | WHL        | 66       | 13             | 19       | 32       | 23       | 7        | 2 | 0 | 2   | 2   |
| 2002-03           | Prince George     | WHL        | 51       | 27             | 27       | 54       | 45       | 5        | 1 | 1 | 2   | 2   |
| 2003-04           | Prince George     | WHL        | 72       | 30             | 25       | 55       | 52       | —        | — | — | —   | —   |
| 2004-05           | Lethbridge        | WHL        | 68       | 42             | 38       | 80       | 26       | 5        | 1 | 1 | 2   | 2   |
| 2005-06           | Wilkes-Barre      | AHL        | 73       | 22             | 14       | 36       | 40       | 11       | 6 | 4 | 10  | 6   |
| 2006-07           | Wilkes-Barre      | AHL        | 80       | 30             | 26       | 56       | 38       | 11       | 4 | 2 | 6   | 8   |
| 2007-08           | <b>Pittsburgh</b> | <b>NHL</b> | <b>5</b> | <b>0</b>       | <b>0</b> | <b>0</b> | <b>0</b> | —        | — | — | —   | —   |
|                   | Wilkes-Barre      | AHL        | 71       | 10             | 21       | 31       | 44       | 13       | 1 | 2 | 3   | 2   |
| 2008-09           | Wilkes-Barre      | AHL        | 19       | 2              | 2        | 4        | 6        | —        | — | — | —   | —   |
|                   | Peoria            | AHL        | 49       | 5              | 10       | 15       | 12       | 7        | 2 | 1 | 3   | 6   |
| <b>NHL TOTALS</b> |                   |            | <b>5</b> | <b>0</b>       | <b>0</b> | <b>0</b> | <b>0</b> | —        | — | — | —   | —   |



## JUSTIN FLETCHER

**POSITION:** Defenseman **SHOOTS:** Left


**HEIGHT:** 5-11 **WEIGHT:** 195

**BORN:** 3-30-83, Maryville, Illinois

**ACQUIRED:** Signed as a free agent, 7-20-09

### CAREER STATS

| Season  | Club            | League | GP | REGULAR SEASON |    |     |     | PLAYOFFS |   |   |     |     |
|---------|-----------------|--------|----|----------------|----|-----|-----|----------|---|---|-----|-----|
|         |                 |        |    | G              | A  | PTS | PIM | GP       | G | A | PTS | PIM |
| 2000-01 | Sioux City      | USHL   | 38 | 0              | 5  | 5   | 28  | 3        | 0 | 0 | 0   | 0   |
| 2001-02 | Sioux City      | USHL   | 56 | 3              | 10 | 13  | 48  | 12       | 2 | 1 | 3   | 6   |
| 2002-03 | Sioux City      | USHL   | 60 | 12             | 31 | 43  | 28  | 4        | 0 | 3 | 3   | 6   |
| 2003-04 | St. Cloud State | NCAA   | 29 | 6              | 7  | 13  | 22  | —        | — | — | —   | —   |
| 2004-05 | St. Cloud State | NCAA   | 36 | 8              | 14 | 22  | 86  | —        | — | — | —   | —   |
| 2005-06 | St. Cloud State | NCAA   | 40 | 6              | 21 | 27  | 55  | —        | — | — | —   | —   |
| 2006-07 | St. Cloud State | NCAA   | 38 | 6              | 18 | 24  | 37  | —        | — | — | —   | —   |
|         | Springfield     | AHL    | 10 | 3              | 1  | 4   | 4   | —        | — | — | —   | —   |
| 2007-08 | Norfolk         | AHL    | 39 | 1              | 4  | 5   | 37  | —        | — | — | —   | —   |
|         | Rockford        | AHL    | 20 | 4              | 7  | 11  | 43  | 11       | 0 | 1 | 1   | 6   |
| 2008-09 | Peoria          | AHL    | 68 | 8              | 24 | 32  | 50  | 7        | 0 | 2 | 2   | 6   |



## ALEXANDER HELLSTROM

**POSITION:** Defenseman **SHOOTS:** Left

**HEIGHT:** 6-3 **WEIGHT:** 210

**BORN:** 4-17-87, Falun, Sweden

**DRAFTED:** 7th Round, 184th Overall, 6-24-06

### CAREER STATS

| Season  | Club          | League | GP | REGULAR SEASON |   |     |     | PLAYOFFS |   |   |     |     |
|---------|---------------|--------|----|----------------|---|-----|-----|----------|---|---|-----|-----|
|         |               |        |    | G              | A | PTS | PIM | GP       | G | A | PTS | PIM |
| 2005-06 | IF Bjorkloron | SWE2   | 31 | 1              | 0 | 1   | 45  | —        | — | — | —   | —   |
| 2006-07 | IF Bjorkloron | SWE2   | 39 | 0              | 5 | 5   | 104 | —        | — | — | —   | —   |
| 2007-08 | Peoria        | AHL    | 35 | 3              | 2 | 5   | 38  | —        | — | — | —   | —   |
| 2008-09 | Peoria        | AHL    | 40 | 0              | 1 | 1   | 37  | —        | — | — | —   | —   |
|         | Alaska        | ECHL   | 9  | 0              | 3 | 3   | 7   | —        | — | — | —   | —   |



## JONAS JUNLAND

**POSITION:** Defenseman **SHOOTS:** Left


**HEIGHT:** 6-2 **WEIGHT:** 200

**BORN:** 11-15-87, Linköping, Sweden

**DRAFTED:** 3rd Round, 64th Overall, 6-24-06

### CAREER STATS

| Season                  | Club          | League | GP | REGULAR SEASON |    |     |     | PLAYOFFS |   |   |     |     |
|-------------------------|---------------|--------|----|----------------|----|-----|-----|----------|---|---|-----|-----|
|                         |               |        |    | G              | A  | PTS | PIM | GP       | G | A | PTS | PIM |
| 2005-06                 | Linköping     | SWE-20 | 32 | 17             | 23 | 40  | 44  | —        | — | — | —   | —   |
|                         | Linköping     | SWE    | 4  | 0              | 0  | 0   | 0   | —        | — | — | —   | —   |
| 2006-07                 | Linköping     | SEL    | 41 | 1              | 4  | 5   | 22  | —        | — | — | —   | —   |
|                         | Oskarshamn IK | SWE-1  | 4  | 0              | 3  | 3   | 4   | —        | — | — | —   | —   |
| 2007-08                 | Linköping     | SEL    | 52 | 3              | 17 | 20  | 42  | 16       | 4 | 3 | 7   | 18  |
| 2008-09                 | St. Louis     | NHL    | 1  | 0              | 0  | 0   | 2   | —        | — | — | —   | —   |
|                         | Peoria        | AHL    | 70 | 13             | 18 | 31  | 52  | 5        | 0 | 1 | 1   | 6   |
| <b>NHL TOTALS</b>       |               |        | 1  | 0              | 0  | 0   | 2   | —        | — | — | —   | —   |
| <b>ST. LOUIS TOTALS</b> |               |        | 1  | 0              | 0  | 0   | 2   | —        | — | — | —   | —   |



## TOMAS KANA

**POSITION:** Center **SHOOTS:** Right

**HEIGHT:** 6-0 **WEIGHT:** 208

**BORN:** 11-29-87, Opava, Czech Republic

**DRAFTED:** 2nd Round, 31st Overall, 6-24-06

### CAREER STATS

| Season  | Club           | League | GP | REGULAR SEASON |    |     |     | PLAYOFFS |   |   |     |     |
|---------|----------------|--------|----|----------------|----|-----|-----|----------|---|---|-----|-----|
|         |                |        |    | G              | A  | PTS | PIM | GP       | G | A | PTS | PIM |
| 2005-06 | Vitkovice HC   | Czech  | 42 | 5              | 9  | 14  | 50  | 6        | 0 | 1 | 1   | 2   |
|         | Czech Republic | WJC    | 6  | 2              | 0  | 2   | 6   | —        | — | — | —   | —   |
| 2006-07 | Vitkovice HC   | Czech  | 44 | 9              | 7  | 16  | 54  | —        | — | — | —   | —   |
| 2007-08 | Alaska         | ECHL   | 12 | 2              | 0  | 2   | 4   | —        | — | — | —   | —   |
|         | Vitkovice HC   | Czech  | 8  | 1              | 1  | 2   | 6   | —        | — | — | —   | —   |
| 2008-09 | Slovan HC      | Czech  | 5  | 0              | 1  | 1   | 10  | —        | — | — | —   | —   |
|         | Peoria         | AHL    | 18 | 1              | 0  | 1   | 15  | —        | — | — | —   | —   |
|         | Alaska         | ECHL   | 30 | 6              | 14 | 20  | 65  | 21       | 1 | 2 | 3   | 10  |



## BRYCE LAMPMAN

**POSITION:** Defenseman    **SHOOTS:** Left


**HEIGHT:** 6-1    **WEIGHT:** 205

**BORN:** 8-31-82, Rochester, Minnesota

**ACQUIRED:** Signed as a free agent, 7-29-09

### CAREER STATS

| Season            | Club                 | League     | GP        | REGULAR SEASON |          |          |          | PLAYOFFS |   |   |     |     |
|-------------------|----------------------|------------|-----------|----------------|----------|----------|----------|----------|---|---|-----|-----|
|                   |                      |            |           | G              | A        | PTS      | PIM      | GP       | G | A | PTS | PIM |
| 1998-99           | Rochester            | USHL       | 53        | 3              | 8        | 11       | 33       | —        | — | — | —   | —   |
| 1999-2000         | Rochester            | USHL       | 10        | 0              | 0        | 0        | 14       | —        | — | — | —   | —   |
|                   | Omaha                | USHL       | 11        | 1              | 2        | 3        | 8        | 4        | 0 | 0 | 0   | 0   |
| 2001-02           | U. of Nebraska-Omaha | NCAA       | 26        | 0              | 4        | 4        | 28       | —        | — | — | —   | —   |
| 2002-03           | Kamloops             | WHL        | 29        | 1              | 17       | 18       | 34       | —        | — | — | —   | —   |
|                   | Hartford             | AHL        | 45        | 0              | 6        | 6        | 32       | 2        | 0 | 1 | 1   | 0   |
| 2003-04           | <b>N.Y. Rangers</b>  | <b>NHL</b> | <b>8</b>  | <b>0</b>       | <b>0</b> | <b>0</b> | <b>0</b> | —        | — | — | —   | —   |
|                   | Hartford             | AHL        | 68        | 4              | 11       | 15       | 50       | 16       | 1 | 3 | 4   | 14  |
| 2004-05           | Hartford             | AHL        | 74        | 7              | 18       | 25       | 74       | 4        | 0 | 0 | 0   | 4   |
| 2005-06           | <b>N.Y. Rangers</b>  | <b>NHL</b> | <b>1</b>  | <b>0</b>       | <b>0</b> | <b>0</b> | <b>2</b> | —        | — | — | —   | —   |
|                   | Hartford             | AHL        | 11        | 2              | 3        | 5        | 16       | —        | — | — | —   | —   |
| 2006-07           | <b>N.Y. Rangers</b>  | <b>NHL</b> | <b>1</b>  | <b>0</b>       | <b>0</b> | <b>0</b> | <b>0</b> | —        | — | — | —   | —   |
|                   | Hartford             | AHL        | 60        | 6              | 19       | 25       | 62       | 7        | 2 | 0 | 2   | 2   |
| 2007-08           | Norfolk              | AHL        | 16        | 3              | 3        | 6        | 4        | —        | — | — | —   | —   |
|                   | Iowa                 | AHL        | 53        | 4              | 11       | 15       | 32       | —        | — | — | —   | —   |
| 2008-09           | Khabarovsk Amur      | RUS        | 9         | 0              | 0        | 0        | 4        | —        | — | — | —   | —   |
| <b>NHL TOTALS</b> |                      |            | <b>10</b> | <b>0</b>       | <b>0</b> | <b>0</b> | <b>2</b> | —        | — | — | —   | —   |



## NIKOLAI LEMTYUGOV

**POSITION:** Right Wing    **SHOOTS:** Left

**HEIGHT:** 6-0    **WEIGHT:** 200

**BORN:** 1-15-86, St. Petersburg, Russia

**DRAFTED:** 7th Round, 219th Overall, 7-30-05

### CAREER STATS

| Season  | Club          | League   | GP | REGULAR SEASON |    |     |     | PLAYOFFS |   |   |     |     |
|---------|---------------|----------|----|----------------|----|-----|-----|----------|---|---|-----|-----|
|         |               |          |    | G              | A  | PTS | PIM | GP       | G | A | PTS | PIM |
| 2004-05 | CSKA Moscow   | Russia   | 11 | 1              | 1  | 2   | 16  | —        | — | — | —   | —   |
|         | CSKA-2 Moscow | Russia-3 | 34 | 18             | 19 | 27  | 78  | 6        | 2 | 0 | 2   | 4   |
| 2005-06 | CSKA Moscow   | Russia   | 37 | 9              | 11 | 20  | 45  | 7        | 1 | 1 | 2   | 8   |
|         | Russia        | WU-20    | 6  | 4              | 1  | 5   | 0   | —        | — | — | —   | —   |
| 2006-07 | Cherepovets   | Russia   | 51 | 11             | 8  | 19  | 50  | —        | — | — | —   | —   |
| 2007-08 | Peoria        | AHL      | 69 | 22             | 15 | 37  | 71  | —        | — | — | —   | —   |
| 2008-09 | Cherepovets   | RUS      | 21 | 7              | 4  | 11  | 8   | —        | — | — | —   | —   |



## CAM PADDOCK

**POSITION:** Center    **SHOOTS:** Right

**HEIGHT:** 6-1    **WEIGHT:** 205

**BORN:** 3-22-83, North Vancouver, BC

**ACQUIRED:** Signed as a free agent, 7-15-08

### CAREER STATS

| Season                  | Club                  | League | GP        | REGULAR SEASON |          |          |          | PLAYOFFS |    |   |     |     |
|-------------------------|-----------------------|--------|-----------|----------------|----------|----------|----------|----------|----|---|-----|-----|
|                         |                       |        |           | G              | A        | PTS      | PIM      | GP       | G  | A | PTS | PIM |
| 1999-2000               | Kelowna               | WHL    | 46        | 5              | 5        | 10       | 42       | 5        | 0  | 0 | 0   | 0   |
| 2000-01                 | Kelowna               | WHL    | 72        | 14             | 10       | 24       | 110      | 6        | 0  | 0 | 0   | 4   |
| 2001-02                 | Kelowna               | WHL    | 72        | 38             | 35       | 73       | 122      | 15       | 8  | 6 | 14  | 35  |
| 2002-03                 | Kelowna               | WHL    | 71        | 33             | 26       | 59       | 107      | 19       | 11 | 8 | 19  | 18  |
| 2003-04                 | Wilkes-Barre/Scranton | AHL    | 1         | 0              | 0        | 0        | 2        | —        | —  | — | —   | —   |
|                         | Kelowna               | WHL    | 62        | 17             | 22       | 39       | 86       | 16       | 3  | 4 | 7   | 22  |
| 2004-05                 | Wilkes-Barre/Scranton | AHL    | 16        | 0              | 0        | 0        | 13       | —        | —  | — | —   | —   |
|                         | Wheeling              | ECHL   | 53        | 11             | 18       | 29       | 70       | —        | —  | — | —   | —   |
| 2005-06                 | Wilkes-Barre/Scranton | ECHL   | 61        | 14             | 24       | 38       | 90       | 9        | 0  | 0 | 0   | 12  |
|                         | Phoenix               | AHL    | 4         | 0              | 0        | 0        | 2        | —        | —  | — | —   | —   |
| 2006-07                 | San Antonio           | AHL    | 22        | 0              | 2        | 2        | 13       | —        | —  | — | —   | —   |
|                         | San Antonio           | AHL    | 78        | 12             | 13       | 25       | 107      | 7        | 0  | 2 | 2   | 18  |
| 2007-08                 | St. Louis             | NHL    | 16        | 2              | 1        | 3        | 0        | —        | —  | — | —   | —   |
|                         | Peoria                | AHL    | 60        | 8              | 7        | 15       | 96       | 7        | 2  | 2 | 4   | 0   |
| <b>NHL TOTALS</b>       |                       |        | <b>16</b> | <b>2</b>       | <b>1</b> | <b>3</b> | <b>0</b> | —        | —  | — | —   | —   |
| <b>ST. LOUIS TOTALS</b> |                       |        | <b>16</b> | <b>2</b>       | <b>1</b> | <b>3</b> | <b>0</b> | —        | —  | — | —   | —   |



## AARON PALUSHAJ

**POSITION:** Right Wing    **SHOOTS:** Left


**HEIGHT:** 5-11    **WEIGHT:** 185

**BORN:** 9-7-89, Livonia, Michigan

**DRAFTED:** 2nd Round, 44th Overall, 6-23-07

### CAREER STATS

| Season  | Club           | League | GP | REGULAR SEASON |    |     |     | PLAYOFFS |   |   |     |     |
|---------|----------------|--------|----|----------------|----|-----|-----|----------|---|---|-----|-----|
|         |                |        |    | G              | A  | PTS | PIM | GP       | G | A | PTS | PIM |
| 2005-06 | Des Moines     | USHL   | 58 | 10             | 23 | 33  | 53  | 11       | 2 | 4 | 6   | 15  |
| 2006-07 | Des Moines     | USHL   | 56 | 22             | 45 | 67  | 62  | 8        | 6 | 5 | 11  | 6   |
| 2007-08 | U. of Michigan | NCAA   | 43 | 10             | 34 | 44  | 22  | —        | — | — | —   | —   |
| 2008-09 | U. of Michigan | NCAA   | 39 | 13             | 37 | 50  | 26  | —        | — | — | —   | —   |
|         | Peoria         | AHL    | 4  | 2              | 0  | 2   | 4   | 4        | 0 | 1 | 1   | 2   |
|         | United States  | WJC    | 6  | 2              | 3  | 5   | 10  | —        | — | — | —   | —   |



## ANTHONY PELUSO

**POSITION:** Right Wing    **SHOOTS:** Right


**HEIGHT:** 6-3    **WEIGHT:** 230

**BORN:** 4-18-89, North York, Ontario

**DRAFTED:** 6th Round, 160th Overall, 6-23-07

### CAREER STATS

| Season  | Club                         | League | GP | REGULAR SEASON |    |     |     | PLAYOFFS |   |   |     |     |
|---------|------------------------------|--------|----|----------------|----|-----|-----|----------|---|---|-----|-----|
|         |                              |        |    | G              | A  | PTS | PIM | GP       | G | A | PTS | PIM |
| 2006-07 | Erie                         | OHL    | 52 | 7              | 3  | 10  | 176 | —        | — | — | —   | —   |
| 2007-08 | Erie                         | OHL    | 21 | 3              | 3  | 6   | 41  | —        | — | — | —   | —   |
| 2008-09 | Sault Ste. Marie             | OHL    | 42 | 4              | 11 | 15  | 83  | 14       | 2 | 1 | 3   | 12  |
|         | Sault Ste. Marie<br>Brampton | OHL    | 36 | 9              | 6  | 15  | 68  | —        | — | — | —   | —   |
|         |                              | OHL    | 27 | 11             | 11 | 22  | 57  | 21       | 8 | 7 | 15  | 29  |



## CHRIS PORTER

**POSITION:** Center    **SHOOTS:** Left

**HEIGHT:** 6-1    **WEIGHT:** 210

**BORN:** 5-29-84, Toronto, Ontario

**ACQUIRED:** Signed as a free agent, 8-21-07

### CAREER STATS

| Season                  | Club         | League | GP       | REGULAR SEASON |          |          |          | PLAYOFFS |   |   |     |     |
|-------------------------|--------------|--------|----------|----------------|----------|----------|----------|----------|---|---|-----|-----|
|                         |              |        |          | G              | A        | PTS      | PIM      | GP       | G | A | PTS | PIM |
| 2002-03                 | Lincoln      | USHL   | 59       | 13             | 22       | 35       | 74       | 10       | 4 | 3 | 7   | 10  |
| 2003-04                 | North Dakota | NCAA   | 41       | 10             | 15       | 25       | 46       | —        | — | — | —   | —   |
| 2004-05                 | North Dakota | NCAA   | 43       | 12             | 3        | 15       | 36       | —        | — | — | —   | —   |
| 2005-06                 | North Dakota | NCAA   | 45       | 7              | 15       | 22       | 36       | —        | — | — | —   | —   |
| 2006-07                 | North Dakota | NCAA   | 43       | 13             | 17       | 30       | 38       | —        | — | — | —   | —   |
| 2007-08                 | Peoria       | AHL    | 80       | 12             | 25       | 37       | 72       | —        | — | — | —   | —   |
| 2008-09                 | St. Louis    | NHL    | 6        | 1              | 1        | 2        | 0        | —        | — | — | —   | —   |
|                         | Peoria       | AHL    | 74       | 7              | 16       | 23       | 72       | 7        | 1 | 1 | 2   | 0   |
| <b>NHL TOTALS</b>       |              |        | <b>6</b> | <b>1</b>       | <b>1</b> | <b>2</b> | <b>0</b> | —        | — | — | —   | —   |
| <b>ST. LOUIS TOTALS</b> |              |        | <b>6</b> | <b>1</b>       | <b>1</b> | <b>2</b> | <b>0</b> | —        | — | — | —   | —   |



## RYAN REAVES

**POSITION:** Right Wing **SHOOTS:** Right


**HEIGHT:** 6-1 **WEIGHT:** 225

**BORN:** 1-20-87, Winnipeg, Manitoba

**DRAFTED:** 5th Round, 156th Overall, 7-30-05

### CAREER STATS

| Season  | Club           | League | GP | REGULAR SEASON |    |     |     | PLAYOFFS |   |   |     |     |
|---------|----------------|--------|----|----------------|----|-----|-----|----------|---|---|-----|-----|
|         |                |        |    | G              | A  | PTS | PIM | GP       | G | A | PTS | PIM |
| 2002-03 | Ravenscourt HS | MHSAA  | 21 | 15             | 22 | 37  | 66  | —        | — | — | —   | —   |
| 2003-04 | Ravenscourt HS | MHSAA  | 19 | 20             | 12 | 32  | 82  | —        | — | — | —   | —   |
| 2004-05 | Brandon        | WHL    | 64 | 7              | 9  | 16  | 79  | 23       | 2 | 4 | 6   | 43  |
| 2005-06 | Brandon        | WHL    | 68 | 14             | 14 | 28  | 91  | 6        | 0 | 1 | 1   | 8   |
| 2006-07 | Brandon        | WHL    | 69 | 15             | 20 | 35  | 76  | 11       | 1 | 4 | 5   | 19  |
| 2007-08 | Alaska         | ECHL   | 9  | 2              | 0  | 2   | 42  | 2        | 0 | 0 | 0   | 22  |
|         | Peoria         | AHL    | 31 | 4              | 3  | 7   | 46  | —        | — | — | —   | —   |
| 2008-09 | Peoria         | AHL    | 57 | 8              | 9  | 17  | 130 | 4        | 0 | 0 | 0   | 2   |



## DANNY RICHMOND

**POSITION:** Defenseman **SHOOTS:** Left

**HEIGHT:** 6-0 **WEIGHT:** 185

**BORN:** 8-01-84, Chicago, Illinois

**ACQUIRED:** March 4, 2009 From Pittsburgh in exchange for Andy Wozniwski

### CAREER STATS

| Season            | Club              | League | GP        | REGULAR SEASON |          |          |           | PLAYOFFS |   |   |     |     |
|-------------------|-------------------|--------|-----------|----------------|----------|----------|-----------|----------|---|---|-----|-----|
|                   |                   |        |           | G              | A        | PTS      | PIM       | GP       | G | A | PTS | PIM |
| 2001-02           | Chicago           | USHL   | 56        | 8              | 45       | 53       | 129       | 4        | 0 | 4 | 4   | 20  |
| 2002-03           | Univ. of Michigan | NCAA   | 43        | 3              | 19       | 22       | 48        | —        | — | — | —   | —   |
| 2003-04           | London            | OHL    | 59        | 13             | 22       | 35       | 92        | 15       | 5 | 6 | 11  | 10  |
| 2004-05           | Lowell            | AHL    | 63        | 4              | 9        | 13       | 139       | 6        | 0 | 2 | 2   | 8   |
| 2005-06           | Carolina          | NHL    | 10        | 0              | 1        | 1        | 7         | —        | — | — | —   | —   |
|                   | Chicago           | NHL    | 10        | 0              | 0        | 0        | 18        | —        | — | — | —   | —   |
|                   | Lowell            | AHL    | 32        | 4              | 11       | 15       | 60        | —        | — | — | —   | —   |
|                   | Norfolk           | AHL    | 31        | 4              | 8        | 12       | 42        | 3        | 0 | 1 | 1   | 2   |
| 2006-07           | Chicago           | NHL    | 22        | 0              | 2        | 2        | 48        | —        | — | — | —   | —   |
|                   | Norfolk           | AHL    | 57        | 10             | 24       | 34       | 144       | 6        | 0 | 0 | 0   | 8   |
| 2007-08           | Chicago           | NHL    | 7         | 0              | 0        | 0        | 2         | —        | — | — | —   | —   |
|                   | Rockford          | AHL    | 40        | 2              | 12       | 14       | 156       | —        | — | — | —   | —   |
| 2008-09           | Wilkes-Barre      | AHL    | 55        | 3              | 14       | 17       | 108       | —        | — | — | —   | —   |
|                   | Peoria            | AHL    | 18        | 1              | 4        | 5        | 21        | —        | — | — | —   | —   |
| <b>NHL TOTALS</b> |                   |        | <b>49</b> | <b>0</b>       | <b>3</b> | <b>3</b> | <b>75</b> | —        | — | — | —   | —   |



## TIMOFEI SHISHKANOV

**POSITION:** Left Wing    **SHOOTS:** Right


**HEIGHT:** 6-1    **WEIGHT:** 209

**BORN:** 6-10-83, Moscow, Russia

**ACQUIRED:** Jan. 29, 2006 From Nashville in exchange for Mike Sillinger.

### CAREER STATS

| Season                  | Club                    | League | GP        | REGULAR SEASON |          |                          |          | PLAYOFFS |   |    |     |     |
|-------------------------|-------------------------|--------|-----------|----------------|----------|--------------------------|----------|----------|---|----|-----|-----|
|                         |                         |        |           | G              | A        | PTS                      | PIM      | GP       | G | A  | PTS | PIM |
| 1999-2000               | Spartak 2               | RUS-3  | 14        | 6              | 5        | 11                       | 10       | —        | — | —  | —   | —   |
|                         | Spartak Moscow          | RUS-2  | 14        | 1              | 0        | 1                        | 2        | —        | — | —  | —   | —   |
| 2000-01                 | Spartak 2               | RUS-3  |           |                |          | STATISTICS NOT AVAILABLE |          |          |   |    |     |     |
| 2001-02                 | HK CSKA Moscow          | RUS-2  | 23        | 7              | 6        | 13                       | 8        | —        | — | —  | —   | —   |
|                         | Spartak Moscow          | RUS    | 12        | 0              | 0        | 0                        | 2        | —        | — | —  | —   | —   |
|                         | HK CSKA 2               | RUS-3  | 13        | 7              | 9        | 16                       | 14       | —        | — | —  | —   | —   |
| 2002-03                 | Quebec                  | QMJHL  | 51        | 36             | 46       | 82                       | 60       | 11       | 5 | 12 | 17  | 14  |
| 2003-04                 | Nashville               | NHL    | 2         | 0              | 0        | 0                        | 0        | —        | — | —  | —   | —   |
| 2004-05                 | Milwaukee               | AHL    | 63        | 23             | 20       | 43                       | 46       | 22       | 2 | 6  | 8   | 17  |
|                         | Milwaukee               | AHL    | 70        | 20             | 15       | 35                       | 31       | 6        | 1 | 0  | 1   | 2   |
| 2005-06                 | St. Louis               | NHL    | 22        | 3              | 2        | 5                        | 6        | —        | — | —  | —   | —   |
|                         | Peoria                  | AHL    | 12        | 3              | 2        | 5                        | 8        | 2        | 1 | 0  | 1   | 0   |
|                         | Milwaukee               | AHL    | 46        | 14             | 15       | 29                       | 34       | —        | — | —  | —   | —   |
| 2006-07                 | Chekhov Vityaz          | RUS    | 37        | 9              | 5        | 14                       | 36       | 3        | 0 | 0  | 0   | 2   |
| 2007-08                 | CSKA Moscow             | RUS    | 54        | 12             | 9        | 21                       | 57       | 6        | 1 | 2  | 3   | 8   |
| 2008-09                 | St. Petersburg SKA      | RUS    | 17        | 0              | 1        | 1                        | 41       | —        | — | —  | —   | —   |
|                         | Nizhny Novgorod Torpedo | RUS    | 33        | 4              | 8        | 12                       | 22       | 3        | 1 | 1  | 2   | 2   |
| <b>NHL TOTALS</b>       |                         |        | <b>24</b> | <b>3</b>       | <b>2</b> | <b>5</b>                 | <b>6</b> | —        | — | —  | —   | —   |
| <b>ST. LOUIS TOTALS</b> |                         |        | <b>22</b> | <b>3</b>       | <b>2</b> | <b>5</b>                 | <b>6</b> | —        | — | —  | —   | —   |



## BRETT SONNE

**POSITION:** Center    **SHOOTS:** Left

**HEIGHT:** 6-0    **WEIGHT:** 190

**BORN:** 5-16-89, Chilliwack, British Columbia

**DRAFTED:** 3rd Round, 85th Overall, 6-23-07

### CAREER STATS

| Season  | Club    | League | GP | REGULAR SEASON |    |     |     | PLAYOFFS |   |   |     |     |
|---------|---------|--------|----|----------------|----|-----|-----|----------|---|---|-----|-----|
|         |         |        |    | G              | A  | PTS | PIM | GP       | G | A | PTS | PIM |
| 2004-05 | Calgary | WHL    | 6  | 0              | 0  | 0   | 2   | —        | — | — | —   | —   |
| 2005-06 | Calgary | WHL    | 64 | 12             | 9  | 21  | 38  | 13       | 1 | 2 | 3   | 8   |
| 2006-07 | Calgary | WHL    | 71 | 21             | 9  | 30  | 65  | 18       | 5 | 1 | 6   | 22  |
| 2007-08 | Calgary | WHL    | 29 | 8              | 12 | 20  | 12  | 16       | 3 | 1 | 4   | 14  |
| 2008-09 | Calgary | WHL    | 62 | 48             | 52 | 100 | 58  | 14       | 7 | 9 | 16  | 18  |
|         | Canada  | WJC    | 6  | 1              | 2  | 3   | 0   | —        | — | — | —   | —   |



## YAN STASTNY

**POSITION:** Center    **SHOOTS:** Left

**HEIGHT:** 5-11    **WEIGHT:** 190

**BORN:** 9-30-82, Quebec City, Quebec

**ACQUIRED:** From Boston for 5th Round pick (Denis Reul) in the 2007 Entry Draft, 1-16-07

### CAREER STATS

| Season                  | Club              | League    | REGULAR SEASON |          |           |           |           | PLAYOFFS |   |   |     |     |
|-------------------------|-------------------|-----------|----------------|----------|-----------|-----------|-----------|----------|---|---|-----|-----|
|                         |                   |           | GP             | G        | A         | PTS       | PIM       | GP       | G | A | PTS | PIM |
| 2000-01                 | Omaha             | USHL      | 44             | 17       | 14        | 31        | 101       | 11       | 6 | 6 | 12  | 12  |
| 2001-02                 | Notre Dame        | NCAA      | 33             | 6        | 11        | 17        | 38        | —        | — | — | —   | —   |
| 2002-03                 | Notre Dame        | NCAA      | 39             | 14       | 9         | 23        | 44        | —        | — | — | —   | —   |
| 2003-04                 | Nuernberg         | DEL       | 44             | 9        | 20        | 29        | 83        | 6        | 0 | 1 | 1   | 6   |
| 2004-05                 | Nuernberg         | DEL       | 51             | 24       | 30        | 54        | 60        | 6        | 2 | 1 | 3   | 8   |
| 2005-06                 | Iowa              | AHL       | 51             | 14       | 17        | 31        | 42        | —        | — | — | —   | —   |
|                         | Edmonton          | NHL       | 3              | 0        | 0         | 0         | 0         | —        | — | — | —   | —   |
| 2006-07                 | Boston            | NHL       | 17             | 1        | 3         | 4         | 10        | —        | — | — | —   | —   |
|                         | Providence        | AHL       | —              | —        | —         | —         | —         | 6        | 0 | 5 | 5   | 12  |
| 2006-07                 | Boston            | NHL       | 21             | 0        | 2         | 2         | 19        | —        | — | — | —   | —   |
|                         | Providence        | AHL       | 11             | 3        | 9         | 12        | 12        | —        | — | — | —   | —   |
| 2007-08                 | Peoria            | AHL       | 39             | 11       | 17        | 28        | 35        | —        | — | — | —   | —   |
|                         | St. Louis         | NHL       | 12             | 1        | 1         | 2         | 9         | —        | — | — | —   | —   |
| 2008-09                 | Peoria            | AHL       | 43             | 13       | 11        | 24        | 69        | —        | — | — | —   | —   |
|                         | St. Louis         | NHL       | 34             | 3        | 4         | 7         | 20        | —        | — | — | —   | —   |
| 2008-09                 | Peoria            | AHL       | 30             | 12       | 7         | 19        | 21        | 6        | 2 | 2 | 4   | 2   |
|                         | <b>NHL TOTALS</b> |           | <b>87</b>      | <b>5</b> | <b>10</b> | <b>15</b> | <b>58</b> | —        | — | — | —   | —   |
| <b>ST. LOUIS TOTALS</b> |                   | <b>46</b> | <b>4</b>       | <b>5</b> | <b>9</b>  | <b>29</b> | —         | —        | — | — | —   |     |



## TYSON STRACHAN

**POSITION:** Defenseman    **SHOOTS:** Right


**HEIGHT:** 6-2    **WEIGHT:** 215

**BORN:** 10-30-84, Melfort, Saskatchewan

**ACQUIRED:** Signed as a free agent, 10-9-08

### CAREER STATS

| Season                  | Club       | League    | REGULAR SEASON |          |          |           |     | PLAYOFFS |   |   |     |     |
|-------------------------|------------|-----------|----------------|----------|----------|-----------|-----|----------|---|---|-----|-----|
|                         |            |           | GP             | G        | A        | PTS       | PIM | GP       | G | A | PTS | PIM |
| 2003-04                 | Ohio State | NCAA      | 30             | 2        | 5        | 7         | 8   | —        | — | — | —   | —   |
| 2004-05                 | Ohio State | NCAA      | 31             | 1        | 4        | 5         | 32  | —        | — | — | —   | —   |
| 2005-06                 | Ohio State | NCAA      | 23             | 3        | 2        | 5         | 37  | —        | — | — | —   | —   |
| 2006-07                 | Ohio State | NCAA      | 35             | 7        | 11       | 18        | 55  | —        | — | — | —   | —   |
|                         | Albany     | AHL       | 1              | 0        | 0        | 0         | 0   | —        | — | — | —   | —   |
| 2007-08                 | Peoria     | AHL       | 34             | 1        | 2        | 3         | 61  | —        | — | — | —   | —   |
|                         | Las Vegas  | ECHL      | 25             | 2        | 7        | 9         | 68  | 16       | 0 | 4 | 4   | 12  |
| 2008-09                 | St. Louis  | NHL       | 30             | 0        | 3        | 3         | 39  | —        | — | — | —   | —   |
|                         | Peoria     | AHL       | 29             | 2        | 3        | 5         | 67  | 3        | 0 | 0 | 0   | 11  |
| <b>NHL TOTALS</b>       |            | <b>30</b> | <b>0</b>       | <b>3</b> | <b>3</b> | <b>39</b> | —   | —        | — | — | —   |     |
| <b>ST. LOUIS TOTALS</b> |            | <b>30</b> | <b>0</b>       | <b>3</b> | <b>3</b> | <b>39</b> | —   | —        | — | — | —   |     |



## JULIAN TALBOT

**POSITION:** Center    **SHOOTS:** Left

**HEIGHT:** 5-10    **WEIGHT:** 195

**BORN:** 3-24-85, Wahnapiatae, Ontario

**ACQUIRED:** Signed as a free agent, 3-19-08

### CAREER STATS

| Season  | Club       | League | GP | REGULAR SEASON |    |     |     | PLAYOFFS |   |    |     |     |
|---------|------------|--------|----|----------------|----|-----|-----|----------|---|----|-----|-----|
|         |            |        |    | G              | A  | PTS | PIM | GP       | G | A  | PTS | PIM |
| 2002-03 | Ottawa     | OHL    | 62 | 10             | 18 | 28  | 13  | 23       | 1 | 7  | 8   | 2   |
| 2003-04 | Ottawa     | OHL    | 68 | 18             | 31 | 49  | 56  | 7        | 1 | 4  | 5   | 6   |
| 2004-05 | Ottawa     | OHL    | 68 | 25             | 41 | 66  | 50  | 21       | 8 | 12 | 20  | 31  |
| 2005-06 | Ottawa     | OHL    | 65 | 30             | 47 | 77  | 70  | 3        | 1 | 2  | 3   | 8   |
| 2006-07 | Alaska     | ECHL   | 66 | 20             | 33 | 53  | 54  | 15       | 9 | 11 | 20  | 8   |
|         | Providence | AHL    | 7  | 1              | 2  | 3   | 0   | —        | — | —  | —   | —   |
| 2007-08 | Peoria     | AHL    | 78 | 24             | 26 | 50  | 53  | —        | — | —  | —   | —   |
| 2008-09 | Peoria     | AHL    | 65 | 20             | 23 | 43  | 43  | 7        | 0 | 1  | 1   | 4   |



## BARRY TALLACKSON

**POSITION:** Right Wing    **SHOOTS:** Right


**HEIGHT:** 6-4    **WEIGHT:** 210

**BORN:** 4-14-83, Grafton, North Dakota

**ACQUIRED:** Signed as a free agent, 7-23-09

### CAREER STATS

| Season            | Club            | League | GP        | REGULAR SEASON |          |          |          | PLAYOFFS |          |          |          |          |
|-------------------|-----------------|--------|-----------|----------------|----------|----------|----------|----------|----------|----------|----------|----------|
|                   |                 |        |           | G              | A        | PTS      | PIM      | GP       | G        | A        | PTS      | PIM      |
| 2001-02           | U. of Minnesota | NCAA   | 44        | 13             | 10       | 23       | 18       | —        | —        | —        | —        | —        |
| 2002-03           | U. of Minnesota | NCAA   | 32        | 9              | 14       | 23       | 18       | —        | —        | —        | —        | —        |
| 2003-04           | U. of Minnesota | NCAA   | 44        | 10             | 15       | 25       | 46       | —        | —        | —        | —        | —        |
| 2004-05           | U. of Minnesota | NCAA   | 36        | 11             | 8        | 19       | 54       | —        | —        | —        | —        | —        |
|                   | Albany          | AHL    | 4         | 1              | 1        | 2        | 0        | —        | —        | —        | —        | —        |
| 2005-06           | New Jersey      | NHL    | 10        | 1              | 1        | 2        | 2        | —        | —        | —        | —        | —        |
|                   | Albany          | AHL    | 60        | 14             | 23       | 37       | 62       | —        | —        | —        | —        | —        |
| 2006-07           | New Jersey      | NHL    | 3         | 0              | 0        | 0        | 0        | —        | —        | —        | —        | —        |
|                   | Lowell          | AHL    | 58        | 10             | 24       | 34       | 33       | —        | —        | —        | —        | —        |
| 2007-08           | New Jersey      | NHL    | 3         | 0              | 0        | 0        | 0        | —        | —        | —        | —        | —        |
|                   | Lowell          | AHL    | 63        | 22             | 23       | 45       | 54       | —        | —        | —        | —        | —        |
| 2008-09           | New Jersey      | NHL    | 4         | 0              | 0        | 0        | 0        | —        | —        | —        | —        | —        |
|                   | Lowell          | AHL    | 56        | 11             | 10       | 21       | 29       | —        | —        | —        | —        | —        |
| <b>NHL TOTALS</b> |                 |        | <b>20</b> | <b>1</b>       | <b>1</b> | <b>2</b> | <b>2</b> | <b>—</b> | <b>—</b> | <b>—</b> | <b>—</b> | <b>—</b> |



## HANNU TOIVONEN

**POSITION:** Goaltender **CATCHES:** Left

**HEIGHT:** 6-4 **WEIGHT:** 202

**BORN:** 5-18-84, Kalvola, Finland

**ACQUIRED:** From Boston for forward Carl Soderberg, 7-23-07

### CAREER STATS:

| Season                  | Club       | League   | REGULAR SEASON |           |           |           |             |            |          | PLAYOFFS    |    |    |   |      |    |    |      |
|-------------------------|------------|----------|----------------|-----------|-----------|-----------|-------------|------------|----------|-------------|----|----|---|------|----|----|------|
|                         |            |          | GP             | W         | L         | T         | MINS        | GA         | SO       | AVG         | GP | W  | L | MINS | GA | SO | AVG  |
| 2001-02                 | HPK U18    | FIN U-18 | 5              | 4         | 1         | 0         | 277         | 14         | 0        | 3.03        | —  | —  | — | —    | —  | —  | —    |
|                         | HPK Jr.    | FIN Jr.  | 31             | 15        | 12        | 4         | 1877        | 103        | 2        | 3.29        | 7  | 3  | 4 | 440  | 31 | 0  | 4.23 |
| 2002-03                 | HPK Jr.    | FIN Jr.  | 6              | 3         | 3         | 0         | 359         | 20         | 0        | 3.34        | —  | —  | — | —    | —  | —  |      |
|                         | HPK        | FIN      | 24             | 16        | 2         | 4         | 1432        | 54         | 2        | 2.26        | 2  | 1  | 1 | 117  | 3  | 1  | 1.53 |
| 2003-04                 | Providence | AHL      | 36             | 15        | 16        | 4         | 2162        | 83         | 2        | 2.30        | —  | —  | — | —    | —  | —  |      |
| 2004-05                 | Providence | AHL      | 54             | 29        | 18        | 3         | 3017        | 103        | 7        | 2.05        | 17 | 10 | 7 | 1038 | 42 | 0  | 2.43 |
| 2005-06                 | Boston     | NHL      | 20             | 9         | 5         | 4         | 1163        | 51         | 1        | 2.63        | —  | —  | — | —    | —  | —  |      |
| 2006-07                 | Boston     | NHL      | 18             | 3         | 9         | 1         | 894         | 63         | 0        | 4.23        | —  | —  | — | —    | —  | —  |      |
|                         | Providence | AHL      | 27             | 13        | 13        | 1         | 1618        | 64         | 2        | 2.37        | 13 | 6  | 7 | 742  | 36 | 0  | 2.91 |
| 2007-08                 | St. Louis  | NHL      | 23             | 6         | 10        | 5         | 1202        | 69         | 0        | 3.44        | —  | —  | — | —    | —  | —  |      |
|                         | Peoria     | AHL      | 11             | 6         | 4         | 0         | 627         | 33         | 0        | 3.16        | —  | —  | — | —    | —  | —  |      |
| 2008-09                 | Ilves      | FIN      | 52             | 19        | 23        | 9         | 2913        | 130        | 3        | 2.68        | 3  | 1  | 2 | 198  | 6  | 1  | 1.82 |
| <b>NHL TOTALS</b>       |            |          | <b>61</b>      | <b>18</b> | <b>24</b> | <b>10</b> | <b>3258</b> | <b>183</b> | <b>1</b> | <b>3.37</b> | —  | —  | — | —    | —  | —  |      |
| <b>ST. LOUIS TOTALS</b> |            |          | <b>23</b>      | <b>6</b>  | <b>10</b> | <b>5</b>  | <b>1202</b> | <b>69</b>  | <b>0</b> | <b>3.44</b> | —  | —  | — | —    | —  | —  |      |



## STEVE WAGNER

**POSITION:** Defenseman **SHOOTS:** Left

**HEIGHT:** 6-1 **WEIGHT:** 200

**BORN:** 3-6-84, Grand Rapids, Minnesota

**ACQUIRED:** Signed as a free agent, 3-20-07

### CAREER STATS

| Season                  | Club              | League | REGULAR SEASON |          |          |           |           | PLAYOFFS |   |   |     |     |
|-------------------------|-------------------|--------|----------------|----------|----------|-----------|-----------|----------|---|---|-----|-----|
|                         |                   |        | GP             | G        | A        | PTS       | PIM       | GP       | G | A | PTS | PIM |
| 2002-03                 | Des Moines        | USHL   | 14             | 0        | 1        | 1         | 17        | —        | — | — | —   | —   |
|                         | Tri City          | USHL   | 27             | 0        | 5        | 5         | 52        | 3        | 1 | 0 | 1   | 0   |
| 2003-04                 | Tri City          | USHL   | 43             | 3        | 19       | 22        | 52        | 9        | 0 | 4 | 4   | 13  |
| 2004-05                 | Minnesota Mankato | NCAA   | 37             | 1        | 9        | 10        | 40        | —        | — | — | —   | —   |
| 2005-06                 | Minnesota Mankato | NCAA   | 38             | 5        | 11       | 16        | 53        | —        | — | — | —   | —   |
| 2006-07                 | Minnesota Mankato | NCAA   | 38             | 6        | 23       | 29        | 63        | —        | — | — | —   | —   |
|                         | Peoria            | AHL    | 14             | 1        | 2        | 3         | 8         | —        | — | — | —   | —   |
| 2007-08                 | St. Louis         | NHL    | 24             | 2        | 6        | 8         | 8         | —        | — | — | —   | —   |
|                         | Peoria            | AHL    | 23             | 5        | 7        | 12        | 16        | —        | — | — | —   | —   |
| 2008-09                 | St. Louis         | NHL    | 22             | 2        | 2        | 4         | 18        | —        | — | — | —   | —   |
|                         | Peoria            | AHL    | 47             | 6        | 16       | 22        | 38        | 7        | 1 | 3 | 4   | 4   |
| <b>NHL TOTALS</b>       |                   |        | <b>46</b>      | <b>4</b> | <b>8</b> | <b>12</b> | <b>26</b> | —        | — | — | —   | —   |
| <b>ST. LOUIS TOTALS</b> |                   |        | <b>46</b>      | <b>4</b> | <b>8</b> | <b>12</b> | <b>26</b> | —        | — | — | —   | —   |



## VIKTOR ALEXANDROV

**POSITION:** Center    **SHOOTS:** Left

**HEIGHT:** 5-11    **WEIGHT:** 183

**BORN:** 12-28-85, Aqtobe, Kazakhstan

**DRAFTED:** 3rd Round, 83rd Overall, 6-26-04

### CAREER STATS

| Season  | Club           | League | GP | REGULAR SEASON |    |     |     | PLAYOFFS |   |   |     |     |   |
|---------|----------------|--------|----|----------------|----|-----|-----|----------|---|---|-----|-----|---|
|         |                |        |    | G              | A  | PTS | PIM | GP       | G | A | PTS | PIM |   |
| 2002-03 | Yaroslavl      | RUS    | 2  | 0              | 0  | 0   | 2   | —        | — | — | —   | —   | — |
|         | Novokuznetsk   | RUS    | 11 | 0              | 0  | 0   | 4   | —        | — | — | —   | —   | — |
| 2003-04 | Novokuznetsk   | RUS    | 57 | 5              | 4  | 9   | 26  | 4        | 1 | 1 | 2   | 4   |   |
| 2004-05 | Novokuznetsk   | RUS    | 50 | 8              | 10 | 18  | 16  | 4        | 1 | 1 | 2   | 0   |   |
| 2005-06 | St. Petersburg | RUS    | 41 | 4              | 6  | 10  | 55  | —        | — | — | —   | —   | — |
| 2006-07 | St. Petersburg | RUS    | 19 | 1              | 10 | 11  | 18  | —        | — | — | —   | —   | — |
|         | Podolsk MVD    | RUS    | 20 | 2              | 6  | 8   | 8   | —        | — | — | —   | —   | — |
| 2007-08 | Novokuznetsk   | RUS    | 55 | 20             | 24 | 44  | 26  | —        | — | — | —   | —   | — |
| 2008-09 | Avangard Omsk  | RUS    | 35 | 2              | 8  | 10  | 18  | 8        | 2 | 0 | 2   | 8   |   |



## JAKE ALLEN

**POSITION:** Goaltender    **CATCHES:** Left

**HEIGHT:** 6-1    **WEIGHT:** 190


**BORN:** 8-07-90, Fredericton, New Brunswick

**DRAFTED:** 2nd Round, 34th Overall, 6-21-08

### CAREER STATS:

| Season  | Club       | League | GP | REGULAR SEASON |    |   |      |     |    |      | PLAYOFFS |   |   |      |    |    |      |
|---------|------------|--------|----|----------------|----|---|------|-----|----|------|----------|---|---|------|----|----|------|
|         |            |        |    | W              | L  | T | MINs | GA  | SO | AVG  | GP       | W | L | MINs | GA | SO | AVG  |
| 2007-08 | St. John's | QMJHL  | 70 | 9              | 8  | 4 | 1507 | 76  | 2  | 3.03 | 6        | 2 | 1 | 128  | 8  | 0  | 3.74 |
| 2008-09 | Montreal   | QMJHL  | 53 | 28             | 25 | 0 | 3023 | 144 | 3  | 2.86 | 10       | 4 | 6 | 585  | 35 | 1  | 3.59 |

# Players in the System



## JAY BARRIBALL

**POSITION:** Forward    **SHOOTS:** Right


**HEIGHT:** 5-9    **WEIGHT:** 171

**BORN:** 5-27-87, Prior Lake, Minnesota

**ACQUIRED:** From San Jose with Ville Nieminen and a 1st round choice in 2007 for Bill Guerin 2-27-07.

### CAREER STATS

| Season  | Club            | League | GP | REGULAR SEASON |    |     |     | PLAYOFFS |   |   |     |     |
|---------|-----------------|--------|----|----------------|----|-----|-----|----------|---|---|-----|-----|
|         |                 |        |    | G              | A  | PTS | PIM | GP       | G | A | PTS | PIM |
| 2005-06 | Sioux Falls     | USHL   | 13 | 5              | 7  | 12  | 2   | 5        | 2 | 1 | 3   | 0   |
| 2006-07 | U. of Minnesota | NCAA   | 44 | 20             | 23 | 43  | 16  | —        | — | — | —   | —   |
| 2007-08 | U. of Minnesota | NCAA   | 41 | 6              | 15 | 21  | 34  | —        | — | — | —   | —   |
| 2008-09 | U. of Minnesota | NCAA   | 34 | 11             | 23 | 34  | 52  | —        | — | — | —   | —   |



## KONSTANTIN BARULIN

**POSITION:** Goaltender    **CATCHES:** Left

**HEIGHT:** 6-2    **WEIGHT:** 200

**BORN:** 9-4-84, Tyumen, Russia

**DRAFTED:** 3rd Round, 84th Overall, 6-21-03

### CAREER STATS:

| Season  | Club                       | League       | GP | REGULAR SEASON |    |   |      |     | PLAYOFFS |      |    |   |   |     |    |    |      |
|---------|----------------------------|--------------|----|----------------|----|---|------|-----|----------|------|----|---|---|-----|----|----|------|
|         |                            |              |    | W              | L  | T | MIN  | GA  | SO       | AVG  | GP | W | L | MIN | GA | SO | AVG  |
| 2002-03 | Tyumen                     | RUS          | 28 | 17             | 9  | 2 | 1672 | 47  | 5        | 1.69 | —  | — | — | —   | —  | —  | —    |
| 2003-04 | Tyumen                     | RUS-2        | 11 | 6              | 4  | 1 | 663  | 24  | —        | 2.17 | —  | — | — | —   | —  | —  | —    |
|         | St. Petersburg             | RUS          | 1  | —              | —  | — | 1    | 0   | 0        | 0.00 | —  | — | — | —   | —  | —  | —    |
|         | St. Petersburg-2<br>Russia | RUS-3<br>WJC | 9  | —              | —  | — | —    | 17  | —        | —    | —  | — | — | —   | —  | —  | —    |
| 2004-05 | Tyumen                     | RUS-2        | 30 | 10             | 12 | 5 | 1773 | 59  | 0        | 2.00 | —  | — | — | —   | —  | —  | —    |
| 2005-06 | Moscow Spartak             | RUS          | 36 | —              | —  | — | 2102 | 75  | 2        | 2.14 | 2  | — | — | 104 | 4  | 0  | 2.30 |
| 2006-07 | Mytishi Khimik             | RUS          | 30 | 13             | 12 | 3 | 1784 | 62  | —        | 2.08 | —  | — | — | —   | —  | —  | —    |
| 2007-08 | Mytishi Khimik             | RUS          | 11 | 1              | 2  | 0 | 434  | 20  | —        | 2.77 | —  | — | — | —   | —  | —  | —    |
| 2008-09 | CSKA                       | RUS          | 41 | —              | —  | — | 2443 | 100 | 2        | 2.46 | 2  | — | — | 100 | 9  | 0  | 5.40 |



## KRISTOFER BERGLUND

**POSITION:** Defenseman **SHOOTS:** Left


**HEIGHT:** 5-10 **WEIGHT:** 180

**BORN:** 8-12-88, Umea, Sweden

**DRAFTED:** 5th Round, 125th Overall, 6-21-08

### CAREER STATS

| Season  | Club          | League | GP | REGULAR SEASON |    |     |     | PLAYOFFS |   |   |     |     |   |
|---------|---------------|--------|----|----------------|----|-----|-----|----------|---|---|-----|-----|---|
|         |               |        |    | G              | A  | PTS | PIM | GP       | G | A | PTS | PIM |   |
| 2005-06 | Bjorkloven IF | Swe 1  | 1  | 0              | 0  | 0   | 0   | —        | — | — | —   | —   | — |
| 2006-07 | Bjorkloven IF | Swe 1  | 27 | 0              | 1  | 1   | 6   | —        | — | — | —   | —   | — |
| 2007-08 | Bjorkloven IF | Swe 2  | 42 | 4              | 21 | 25  | 14  | 2        | 0 | 1 | 1   | 0   | 0 |
| 2008-09 | Lulea         | SWE    | 52 | 3              | 22 | 25  | 36  | 5        | 0 | 3 | 3   | 4   | 4 |



## RETO BERRA

**POSITION:** Goaltender **CATCHES:** Left

**HEIGHT:** 6-4 **WEIGHT:** 209

**BORN:** 1-3-87, Bulach, Switzerland

**DRAFTED:** 4th Round, 106th Overall, 6-24-06

### CAREER STATS:

| Season  | Club      | League | GP | REGULAR SEASON |   |   |      |    | PLAYOFFS |      |    |   |   |      |    |    |      |
|---------|-----------|--------|----|----------------|---|---|------|----|----------|------|----|---|---|------|----|----|------|
|         |           |        |    | W              | L | T | MINS | GA | SO       | AVG  | GP | W | L | MINS | GA | SO | AVG  |
| 2005-06 | Zurich    | SUI    | 2  | 0              | 1 | 0 | 90   | 6  | 0        | 3.99 | —  | — | — | —    | —  | —  | —    |
|         | GCK Lions | SUI 2  | 19 | —              | — | — | 504  | —  | —        | 3.10 | —  | — | — | —    | —  | —  | —    |
| 2006-07 | Zurich    | SUI    | 2  | 1              | 0 | 0 | 78   | 4  | 0        | 3.08 | 4  | 0 | 3 | 188  | 9  | 0  | 2.87 |
| 2007-08 | Davos     | SUI    | 16 | 9              | 7 | 0 | 966  | 44 | 0        | 2.73 | —  | — | — | —    | —  | —  | —    |
| 2008-09 | Zug       | SUI    | 6  | 1              | 5 | 0 | 368  | 17 | 0        | 2.77 | —  | — | — | —    | —  | —  | —    |
|         | Langnau   | SUI    | 2  | 1              | 1 | 0 | 120  | 9  | 0        | 4.50 | —  | — | — | —    | —  | —  | —    |
|         | Davos     | SUI    | 8  | 3              | 4 | 0 | 445  | 20 | 0        | 2.70 | 4  | 3 | 1 | 216  | 5  | 0  | 1.39 |

# Players in the System



**IAN  
COLE**

**POSITION:** Defenseman **SHOOTS:** Left


**HEIGHT:** 6-1 **WEIGHT:** 217

**BORN:** 2-21-89, Ann Arbor, Michigan

**DRAFTED:** 1st Round, 18th Overall, 6-22-07

## CAREER STATS

| Season  | Club           | League | GP | REGULAR SEASON |    |     |     | PLAYOFFS |   |   |     |     |
|---------|----------------|--------|----|----------------|----|-----|-----|----------|---|---|-----|-----|
|         |                |        |    | G              | A  | PTS | PIM | GP       | G | A | PTS | PIM |
| 2006-07 | US Nat'l. U-18 | USDP   | 40 | 2              | 8  | 10  | 75  | —        | — | — | —   | —   |
| 2007-08 | Notre Dame     | NCAA   | 43 | 8              | 12 | 20  | 40  | —        | — | — | —   | —   |
| 2007-08 | Notre Dame     | NCAA   | 38 | 6              | 20 | 26  | 58  | —        | — | — | —   | —   |
|         | United States  | WJC    | 6  | 2              | 2  | 4   | 4   | —        | — | — | —   | —   |



**MARK  
CUNDARI**

**POSITION:** Defenseman **SHOOTS:** Left

**HEIGHT:** 5-8 **WEIGHT:** 200

**BORN:** 4-23-90, Woodbridge, Ontario

**ACQUIRED:** Signed as a free agent, 9-24-08

## CAREER STATS

| Season  | Club    | League | GP | REGULAR SEASON |    |     |     | PLAYOFFS |   |   |     |     |
|---------|---------|--------|----|----------------|----|-----|-----|----------|---|---|-----|-----|
|         |         |        |    | G              | A  | PTS | PIM | GP       | G | A | PTS | PIM |
| 2006-07 | Windsor | OHL    | 62 | 6              | 16 | 22  | 130 | —        | — | — | —   | —   |
| 2007-08 | Windsor | OHL    | 63 | 6              | 17 | 23  | 141 | 3        | 0 | 0 | 0   | 10  |
| 2008-09 | Windsor | OHL    | 60 | 10             | 22 | 32  | 143 | 20       | 1 | 8 | 9   | 38  |



## TRAVIS ERSTAD

**POSITION:** Center    **SHOOTS:** Right

**HEIGHT:** 6-4    **WEIGHT:** 199

**BORN:** 11-9-88, Madison, Wisconsin

**DRAFTED:** 4th Round, 100th Overall, 6-23-07

### CAREER STATS

| Season  | Club          | League | GP | REGULAR SEASON |    |     |     |    | PLAYOFFS |   |     |     |  |
|---------|---------------|--------|----|----------------|----|-----|-----|----|----------|---|-----|-----|--|
|         |               |        |    | G              | A  | PTS | PIM | GP | G        | A | PTS | PIM |  |
| 2006-07 | Lincoln       | USHL   | 20 | 22             | 27 | 49  | 4   | —  | —        | — | —   | —   |  |
| 2007-08 | Lincoln       | USHL   | 52 | 9              | 10 | 19  | 104 | 8  | 1        | 2 | 3   | 8   |  |
| 2008-09 | Stevens Point | NCAA-3 | 26 | 10             | 8  | 18  | 56  | —  | —        | — | —   | —   |  |



## CADE FAIRCHILD

**POSITION:** Defenseman    **SHOOTS:** Left

**HEIGHT:** 5-11    **WEIGHT:** 190


**BORN:** 1-15-89, Duluth, Minnesota

**DRAFTED:** 4th Round, 96th Overall, 6-23-07

### CAREER STATS

| Season  | Club            | League | GP | REGULAR SEASON |    |     |     |    | PLAYOFFS |   |     |     |  |
|---------|-----------------|--------|----|----------------|----|-----|-----|----|----------|---|-----|-----|--|
|         |                 |        |    | G              | A  | PTS | PIM | GP | G        | A | PTS | PIM |  |
| 2006-07 | US Nat. U-18    | USDP   | 36 | 8              | 9  | 17  | 10  | —  | —        | — | —   | —   |  |
| 2007-08 | U. of Minnesota | NCAA   | 40 | 2              | 13 | 15  | 22  | —  | —        | — | —   | —   |  |
| 2008-09 | U. of Minnesota | NCAA   | 35 | 9              | 24 | 33  | 52  | —  | —        | — | —   | —   |  |
|         | United States   | WJC    | 6  | 1              | 3  | 4   | 2   | —  | —        | — | —   | —   |  |

# Players in the System



**SIMON  
HJALMARSSON**

**POSITION:** Left Wing    **SHOOTS:** Left


**HEIGHT:** 5-11    **WEIGHT:** 161

**BORN:** 2-1-89, Varnamo, Sweden

**DRAFTED:** 2nd Round, 39th Overall, 6-23-07

## CAREER STATS

| Season  | Club         | League  | GP | REGULAR SEASON |    |     |     | PLAYOFFS |   |   |     |     |
|---------|--------------|---------|----|----------------|----|-----|-----|----------|---|---|-----|-----|
|         |              |         |    | G              | A  | PTS | PIM | GP       | G | A | PTS | PIM |
| 2006-07 | Frolunda Jr. | SWE Jr. | 41 | 31             | 23 | 54  | 91  | —        | — | — | —   | —   |
| 2007-08 | Frolunda     | SWE     | 1  | 0              | 0  | 0   | 2   | —        | — | — | —   | —   |
|         | Boras HC     | SWE 1   | 10 | 2              | 4  | 6   | 4   | —        | — | — | —   | —   |
|         | Frolunda Jr. | SWE Jr. | 37 | 16             | 30 | 46  | 104 | 8        | 3 | 9 | 12  | 8   |
| 2008-09 | Boras        | SWE2    | 40 | 14             | 19 | 33  | 28  | —        | — | — | —   | —   |
|         | Frolunda Jr. | SWE Jr. | 2  | 2              | 0  | 2   | 2   | 5        | 8 | 2 | 10  | 2   |
|         | Sweden       | WJC     | 6  | 4              | 2  | 6   | 4   | —        | — | — | —   | —   |



**PAUL  
KARPOWICH**

**POSITION:** Goaltender    **CATCHES:** Left

**HEIGHT:** 6-2    **WEIGHT:** 190

**BORN:** 10-25-88, Thunder Bay, Ontario

**DRAFTED:** 7th Round, 185th Overall, 6-21-08

## CAREER STATS:

| Season  | Club       | League | GP | REGULAR SEASON |    |   |      |    | PLAYOFFS |      |    |   |   |      |    |    |      |
|---------|------------|--------|----|----------------|----|---|------|----|----------|------|----|---|---|------|----|----|------|
|         |            |        |    | W              | L  | T | MINs | GA | SO       | AVG  | GP | W | L | MINs | GA | SO | AVG  |
| 2007-08 | Wellington | OPJHL  | 22 | 15             | 3  | 2 | 1201 | 43 | 3        | 2.15 | 13 | 9 | 4 | 771  | 35 | 1  | 2.72 |
| 2008-09 | Clarkson   | NCAA   | 27 | 7              | 14 | 4 | 1516 | 72 | 1        | 2.85 | —  | — | — | —    | —  | —  | —    |



## JORI LEHTERA

**POSITION:** Center    **SHOOTS:** Left


**HEIGHT:** 6-2    **WEIGHT:** 191

**BORN:** 12-23-87, Helsinki, Finland

**DRAFTED:** 3rd Round, 65th Overall, 6-21-08

### CAREER STATS

| Season  | Club    | League | GP | REGULAR SEASON |    |     |     | PLAYOFFS |   |   |     |     |
|---------|---------|--------|----|----------------|----|-----|-----|----------|---|---|-----|-----|
|         |         |        |    | G              | A  | PTS | PIM | GP       | G | A | PTS | PIM |
| 2006-07 | Jokerit | FNL    | 28 | 6              | 6  | 12  | 14  | —        | — | — | —   | —   |
| 2007-08 | Tappara | FNL    | 54 | 13             | 29 | 42  | 32  | —        | — | — | —   | —   |
| 2008-09 | Tappara | FNL    | 58 | 9              | 38 | 47  | 34  | 3        | 4 | 5 | 9   | 4   |
|         | Peoria  | AHL    | 7  | 0              | 1  | 1   | 2   | 7        | 1 | 1 | 2   | 10  |



## JAMES LIVINGSTON

**POSITION:** Right Wing    **SHOOTS:** Right

**HEIGHT:** 6-1    **WEIGHT:** 205


**BORN:** 3-8-90, Halifax, Nova Scotia

**DRAFTED:** 3rd Round, 70th Overall, 6-21-08

### CAREER STATS

| Season  | Club             | League | GP | REGULAR SEASON |    |     |     | PLAYOFFS |   |   |     |     |
|---------|------------------|--------|----|----------------|----|-----|-----|----------|---|---|-----|-----|
|         |                  |        |    | G              | A  | PTS | PIM | GP       | G | A | PTS | PIM |
| 2005-06 | Newmarket        | OPJHL  | 1  | 0              | 0  | 0   | 0   | —        | — | — | —   | —   |
| 2006-07 | Sault Ste. Marie | OHL    | 60 | 2              | 5  | 7   | 95  | 13       | 1 | 0 | 1   | 15  |
| 2007-08 | Sault Ste. Marie | OHL    | 68 | 21             | 23 | 44  | 135 | 14       | 2 | 3 | 5   | 14  |
| 2008-09 | Sault Ste. Marie | OHL    | 66 | 20             | 17 | 37  | 98  | —        | — | — | —   | —   |

# Players in the System



**MATTHEW  
McCOLLEM**

**POSITION:** Left Wing    **SHOOTS:** Left


**HEIGHT:** 6-0    **WEIGHT:** 185

**BORN:** 5-6-88, Somerville, Massachusetts

**DRAFTED:** 6th Round, 154th Overall, 6-24-06

## CAREER STATS

| Season  | Club         | League | GP | REGULAR SEASON |    |     |     | PLAYOFFS |   |   |     |     |
|---------|--------------|--------|----|----------------|----|-----|-----|----------|---|---|-----|-----|
|         |              |        |    | G              | A  | PTS | PIM | GP       | G | A | PTS | PIM |
| 2005-06 | Belmont Hill | USHSE  | 28 | 17             | 11 | 28  | 48  | —        | — | — | —   | —   |
| 2006-07 | Belmont Hill | USHSE  | 27 | 16             | 19 | 35  | 58  | —        | — | — | —   | —   |
| 2007-08 | Harvard      | NCAA   | 31 | 5              | 9  | 14  | 28  | —        | — | — | —   | —   |
| 2008-09 | Harvard      | NCAA   | 29 | 6              | 8  | 14  | 28  | —        | — | — | —   | —   |



**PHILIP  
McRAE**

**POSITION:** Center    **SHOOTS:** Left


**HEIGHT:** 6-2    **WEIGHT:** 195

**BORN:** 3-15-90, Minneapolis, Minnesota

**DRAFTED:** 2nd Round, 33rd Overall, 6-21-08

## CAREER STATS

| Season  | Club         | League | GP | REGULAR SEASON |    |     |     | PLAYOFFS |   |   |     |     |
|---------|--------------|--------|----|----------------|----|-----|-----|----------|---|---|-----|-----|
|         |              |        |    | G              | A  | PTS | PIM | GP       | G | A | PTS | PIM |
| 2005-06 | US Nat. U-18 | NAHL   | 33 | 8              | 8  | 16  | 9   | —        | — | — | —   | —   |
| 2006-07 | London       | OHL    | 63 | 2              | 8  | 10  | 27  | 16       | 0 | 0 | 0   | 6   |
| 2007-08 | London       | OHL    | 66 | 18             | 28 | 46  | 61  | 4        | 0 | 0 | 0   | 7   |
| 2008-09 | London       | OHL    | 59 | 29             | 31 | 60  | 54  | 14       | 5 | 5 | 10  | 12  |



## ANTHONY NIGRO

**POSITION:** Center    **SHOOTS:** Left

**HEIGHT:** 5-11    **WEIGHT:** 182

**BORN:** 1-11-90, Vaughan, Ontario

**DRAFTED:** 6th Round, 155th Overall, 6-21-08

### CAREER STATS

| Season  | Club    | League | GP | REGULAR SEASON |    |     |     | PLAYOFFS |   |   |     |     |
|---------|---------|--------|----|----------------|----|-----|-----|----------|---|---|-----|-----|
|         |         |        |    | G              | A  | PTS | PIM | GP       | G | A | PTS | PIM |
| 2005-06 | Wexford | OPJHL  | 2  | 0              | 1  | 1   | 0   | —        | — | — | —   | —   |
| 2006-07 | Guelph  | OHL    | 56 | 4              | 13 | 17  | 26  | 4        | 0 | 0 | 0   | 2   |
| 2007-08 | Guelph  | OHL    | 67 | 24             | 24 | 48  | 65  | 10       | 2 | 3 | 5   | 7   |
| 2008-09 | Guelph  | OHL    | 25 | 7              | 11 | 18  | 31  | —        | — | — | —   | —   |
|         | Ottawa  | OHL    | 42 | 23             | 28 | 51  | 28  | 7        | 4 | 4 | 8   | 4   |



## NIKITA NIKITIN

**POSITION:** Defenseman    **SHOOTS:** Left

**HEIGHT:** 6-3    **WEIGHT:** 178


**BORN:** 6-16-86, Omsk, Russia

**DRAFTED:** 5th Round, 136th Overall, 6-27-04

### CAREER STATS

| Season  | Club    | League  | GP | REGULAR SEASON |    |     |     | PLAYOFFS |   |   |     |     |
|---------|---------|---------|----|----------------|----|-----|-----|----------|---|---|-----|-----|
|         |         |         |    | G              | A  | PTS | PIM | GP       | G | A | PTS | PIM |
| 2002-03 | Omsk 2  | RUS-3   | 34 | 3              | 7  | 10  | 4   | —        | — | — | —   | —   |
|         | Omsk 17 | RUS-Jr. | 7  | 0              | 1  | 1   | 2   | —        | — | — | —   | —   |
| 2003-04 | Omsk 2  | RUS-3   | 34 | 3              | 8  | 11  | 22  | —        | — | — | —   | —   |
| 2004-05 | Omsk    | RUS     | 12 | 0              | 0  | 0   | 2   | 3        | 0 | 0 | 0   | 0   |
| 2005-06 | Omsk    | RUS     | 43 | 1              | 2  | 3   | 22  | 13       | 1 | 2 | 3   | 6   |
|         | Russia  | WU-20   | 6  | 0              | 0  | 0   | 6   | —        | — | — | —   | —   |
| 2006-07 | Omsk    | RUS     | 54 | 1              | 15 | 16  | 101 | —        | — | — | —   | —   |
| 2007-08 | Omsk    | RUS     | 57 | 3              | 11 | 14  | 48  | 4        | 0 | 1 | 1   | 2   |
| 2008-09 | Omsk    | RUS     | 53 | 4              | 11 | 15  | 28  | 9        | 1 | 2 | 3   | 8   |

# Players in the System



**TREVOR  
NILL**

**POSITION:** Center    **SHOOTS:** Right

**HEIGHT:** 6-1    **WEIGHT:** 194

**BORN:** 4-11-89, Detroit, Michigan

**DRAFTED:** 7th Round, 190th Overall, 6-23-07

## CAREER STATS

| Season  | Club             | League | GP | REGULAR SEASON |    |     |     | PLAYOFFS |   |   |     |     |
|---------|------------------|--------|----|----------------|----|-----|-----|----------|---|---|-----|-----|
|         |                  |        |    | G              | A  | PTS | PIM | GP       | G | A | PTS | PIM |
| 2006-07 | Compuware Midget | MWEHL  | 53 | 13             | 20 | 33  | 0   | —        | — | — | —   | —   |
| 2007-08 | Penticton        | BCHL   | 53 | 5              | 6  | 11  | 16  | —        | — | — | —   | —   |
| 2008-09 | Michigan State   | NCAA   | 34 | 1              | 2  | 3   | 6   | —        | — | — | —   | —   |



**ANDREI  
PERVYSHIN**

**POSITION:** Defenseman    **SHOOTS:** Left


**HEIGHT:** 5-9    **WEIGHT:** 165

**BORN:** 2-2-85, Arkhangelsk, Russia

**DRAFTED:** 8th Round, 253rd Overall, 6-22-03

## CAREER STATS

| Season  | Club           | League | GP | REGULAR SEASON |    |     |     | PLAYOFFS |   |   |     |     |
|---------|----------------|--------|----|----------------|----|-----|-----|----------|---|---|-----|-----|
|         |                |        |    | G              | A  | PTS | PIM | GP       | G | A | PTS | PIM |
| 2002-03 | Yaroslavl      | RUS    | 9  | 0              | 1  | 1   | 0   | 2        | 0 | 0 | 0   | 0   |
|         | Team Russia    | WU-18  | 6  | 0              | 3  | 3   | 12  | —        | — | — | —   | —   |
| 2003-04 | Spartak Moscow | RUS-2  | 59 | 3              | 6  | 9   | 14  | —        | — | — | —   | —   |
| 2004-05 | Kazan AK-Bars  | RUS    | 52 | 0              | 3  | 3   | 10  | 2        | 0 | 0 | 0   | 0   |
| 2005-06 | Kazan AK-Bars  | RUS    | 48 | 3              | 7  | 10  | 22  | 13       | 0 | 3 | 3   | 14  |
| 2006-07 | Kazan AK-Bars  | RUS    | 45 | 5              | 7  | 12  | 71  | —        | — | — | —   | —   |
| 2007-08 | Kazan AK-Bars  | RUS    | 55 | 7              | 8  | 15  | 40  | 10       | 1 | 1 | 2   | 2   |
| 2008-09 | Kazan AK-Bars  | RUS    | 54 | 6              | 21 | 27  | 28  | 21       | 1 | 9 | 10  | 10  |



## ALEX PIETRANGELO

**POSITION:** Defenseman **SHOOTS:** Right

**HEIGHT:** 6-3 **WEIGHT:** 204

**BORN:** 1-18-90, King City, Ontario

**DRAFTED:** 1st Round, 4th Overall, 6-20-08

### CAREER STATS

| Season                  | Club        | League | GP       | REGULAR SEASON |          |          |          | PLAYOFFS |   |   |     |     |
|-------------------------|-------------|--------|----------|----------------|----------|----------|----------|----------|---|---|-----|-----|
|                         |             |        |          | G              | A        | PTS      | PIM      | GP       | G | A | PTS | PIM |
| 2006-07                 | Mississauga | OHL    | 59       | 7              | 45       | 52       | 45       | 4        | 0 | 0 | 0   | 8   |
| 2007-08                 | Niagara     | OHL    | 60       | 13             | 40       | 53       | 94       | 6        | 5 | 4 | 9   | 4   |
| 2008-09                 | St. Louis   | NHL    | 8        | 0              | 1        | 1        | 2        | —        | — | — | —   | —   |
|                         | Peoria      | AHL    | 1        | 0              | 0        | 0        | 4        | 7        | 0 | 3 | 3   | 2   |
|                         | Niagra      | OHL    | 60       | 13             | 40       | 53       | 94       | 6        | 5 | 4 | 9   | 4   |
|                         | Canada      | WJC    | 6        | 1              | 2        | 3        | 0        | —        | — | — | —   | —   |
| <b>NHL TOTALS</b>       |             |        | <b>8</b> | <b>0</b>       | <b>1</b> | <b>1</b> | <b>2</b> | —        | — | — | —   | —   |
| <b>ST. LOUIS TOTALS</b> |             |        | <b>8</b> | <b>0</b>       | <b>1</b> | <b>1</b> | <b>2</b> | —        | — | — | —   | —   |



## ANDY SACKRISON

**POSITION:** Center **SHOOTS:** Left

**HEIGHT:** 6-1 **WEIGHT:** 197


**BORN:** 11-12-87, St. Louis Park, Minnesota

**DRAFTED:** 5th Round, 124th Overall, 6-24-06

### CAREER STATS

| Season  | Club              | League | GP | REGULAR SEASON |    |     |     | PLAYOFFS |   |   |     |     |
|---------|-------------------|--------|----|----------------|----|-----|-----|----------|---|---|-----|-----|
|         |                   |        |    | G              | A  | PTS | PIM | GP       | G | A | PTS | PIM |
| 2005-06 | St. Louis Park    | USHSW  | 25 | 41             | 26 | 67  | 32  | —        | — | — | —   | —   |
| 2006-07 | Tri-City          | USHL   | 59 | 12             | 15 | 27  | 19  | 9        | 2 | 0 | 2   | 6   |
| 2007-08 | Minnesota Mankato | NCAA   | 36 | 6              | 14 | 20  | 4   | —        | — | — | —   | —   |
| 2008-09 | Minnesota Mankato | NCAA   | 31 | 3              | 5  | 8   | 18  | —        | — | — | —   | —   |

# Players in the System



## IAN SCHULTZ

**POSITION:** Right Wing    **SHOOTS:** Right

**HEIGHT:** 6-2    **WEIGHT:** 205

**BORN:** 2-4-90, Calgary, Alberta

**DRAFTED:** 3rd Round, 87th Overall, 6-21-08

### CAREER STATS

| Season  | Club    | League | GP | REGULAR SEASON |    |     |     | PLAYOFFS |   |   |     |     |   |
|---------|---------|--------|----|----------------|----|-----|-----|----------|---|---|-----|-----|---|
|         |         |        |    | G              | A  | PTS | PIM | GP       | G | A | PTS | PIM |   |
| 2006-07 | Calgary | WHL    | 1  | 1              | 0  | 1   | 0   | —        | — | — | —   | —   | — |
| 2007-08 | Calgary | WHL    | 67 | 15             | 15 | 30  | 128 | 16       | 2 | 7 | 9   | 19  | — |
| 2008-09 | Calgary | WHL    | 58 | 15             | 26 | 41  | 127 | 18       | 5 | 7 | 12  | 24  | — |



## DMITRI SEMIN

**POSITION:** Center    **SHOOTS:** Left

**HEIGHT:** 5-10    **WEIGHT:** 185

**BORN:** 8-14-83, Moscow, Russia

**DRAFTED:** 5th Round, 159th Overall, 6-24-01

### CAREER STATS

| Season    | Club                | League | GP | REGULAR SEASON |    |     |     | PLAYOFFS |   |   |     |     |   |
|-----------|---------------------|--------|----|----------------|----|-----|-----|----------|---|---|-----|-----|---|
|           |                     |        |    | G              | A  | PTS | PIM | GP       | G | A | PTS | PIM |   |
| 1999-2000 | Krylja Sovetov-2    | RUS-3  | 27 | 9              | 10 | 19  | 10  | —        | — | — | —   | —   | — |
|           | Krylja Sovetov      | RUS-2  | 1  | 0              | 0  | 0   | 0   | —        | — | — | —   | —   | — |
| 2000-01   | Krylja Sovetov      | RUS-2  | 32 | 8              | 6  | 14  | 8   | 11       | 2 | 3 | 5   | 2   | — |
| 2001-02   | Spartak Moscow      | RUS    | 44 | 2              | 6  | 8   | 14  | —        | — | — | —   | —   | — |
| 2002-03   | Spartak Moscow      | RUS    | 51 | 9              | 13 | 22  | 30  | —        | — | — | —   | —   | — |
| 2003-04   | Spartak Moscow      | RUS-2  | 60 | 15             | 23 | 38  | 34  | —        | — | — | —   | —   | — |
| 2004-05   | Spartak Moscow      | RUS    | 53 | 7              | 7  | 14  | 34  | —        | — | — | —   | —   | — |
| 2005-06   | Spartak Moscow      | RUS    | 51 | 12             | 14 | 26  | 38  | 3        | 0 | 1 | 1   | 0   | — |
| 2006-07   | Yaroslavl Lokomotiv | RUS    | 41 | 13             | 13 | 26  | 30  | —        | — | — | —   | —   | — |
| 2007-08   | Yaroslavl Lokomotiv | RUS    | 54 | 9              | 14 | 23  | 46  | 16       | 1 | 2 | 3   | 10  | — |
| 2008-09   | Yaroslavl Lokomotiv | RUS    | 53 | 7              | 13 | 20  | 28  | 16       | 4 | 5 | 9   | 33  | — |



## EVGENY SKACHKOV

**POSITION:** Left Wing    **SHOOTS:** Right

**HEIGHT:** 6-0    **WEIGHT:** 187

**BORN:** 7-14-84, Penza, Russia

**DRAFTED:** 7th Round, 221st Overall, 6-22-03

### CAREER STATS

| Season  | Club                | League | GP | REGULAR SEASON |    |     |     | PLAYOFFS |   |   |     |     |
|---------|---------------------|--------|----|----------------|----|-----|-----|----------|---|---|-----|-----|
|         |                     |        |    | G              | A  | PTS | PIM | GP       | G | A | PTS | PIM |
| 2002-03 | Kapitan             | RUS    | 31 | 4              | 4  | 8   | 2   | —        | — | — | —   | —   |
| 2003-04 | CSKA Moscow         | RUS    | 1  | 0              | 0  | 0   | 2   | —        | — | — | —   | —   |
| 2004-05 | Spartak             | RUS    | 9  | 0              | 2  | 2   | 0   | —        | — | — | —   | —   |
| 2005-06 | Spartak             | RUS    | 2  | 0              | 0  | 0   | 6   | —        | — | — | —   | —   |
| 2006-07 | Chelyabinsk Traktor | RUS    | 52 | 13             | 9  | 22  | 52  | —        | — | — | —   | —   |
| 2007-08 | Chelyabinsk Traktor | RUS    | 53 | 14             | 13 | 27  | 58  | 3        | 1 | 0 | 1   | 6   |
| 2008-09 | Chelyabinsk Traktor | RUS    | 54 | 14             | 18 | 32  | 56  | —        | — | — | —   | —   |



## DAVID WARSOFSKY

**POSITION:** Defenseman    **SHOOTS:** Left


**HEIGHT:** 5-8    **WEIGHT:** 164

**BORN:** 5-30-90, Marshfield, Massachusetts

**DRAFTED:** 4th Round, 95th Overall, 6-21-08

### CAREER STATS

| Season  | Club              | League | GP | REGULAR SEASON |    |     |     | PLAYOFFS |   |   |     |     |
|---------|-------------------|--------|----|----------------|----|-----|-----|----------|---|---|-----|-----|
|         |                   |        |    | G              | A  | PTS | PIM | GP       | G | A | PTS | PIM |
| 2007-08 | US Nat. U-18      | NAHL   | 48 | 9              | 23 | 32  | 26  | —        | — | — | —   | —   |
| 2008-09 | Boston University | NCAA   | 45 | 3              | 20 | 23  | 28  | —        | — | — | —   | —   |



## DAVID RUNDBLAD

**POSITION:** Defenseman **SHOOTS:** Right


**HEIGHT:** 6-2 **WEIGHT:** 189

**BORN:** 10-08-90, Lycksele, Sweden

**DRAFTED:** 1st Round, 17th Overall, 6-26-09

### CAREER STATS

| Season  | Club           | League  | GP | REGULAR SEASON |    |     |     | PLAYOFFS |   |   |     |     |
|---------|----------------|---------|----|----------------|----|-----|-----|----------|---|---|-----|-----|
|         |                |         |    | G              | A  | PTS | PIM | GP       | G | A | PTS | PIM |
| 2006-07 | Skelleftea U18 | SWE U18 | 4  | 1              | 1  | 2   | 0   | —        | — | — | —   | —   |
|         | Skelleftea Jr. | SWE Jr. | 14 | 3              | 4  | 7   | 12  | 2        | 0 | 0 | 0   | 2   |
| 2007-08 | Skelleftea U18 | SWE U18 | 4  | 3              | 2  | 5   | 29  | —        | — | — | —   | —   |
|         | Skelleftea Jr. | SWE Jr. | 35 | 11             | 15 | 26  | 44  | 2        | 1 | 3 | 4   | 6   |
| 2008-09 | Skelleftea Jr. | SWE Jr. | 10 | 8              | 7  | 15  | 2   | —        | — | — | —   | —   |
|         | Skelleftea     | SWE     | 45 | 0              | 10 | 10  | 8   | 10       | 1 | 1 | 2   | 2   |



## BRETT PONICH

**POSITION:** Defenseman **SHOOTS:** Left

**HEIGHT:** 6-7 **WEIGHT:** 215

**BORN:** 2-22-91, Edmonton, Alberta

**DRAFTED:** 2nd Round, 48th Overall, 6-27-09

### CAREER STATS

| Season  | Club     | League | GP | REGULAR SEASON |    |     |     | PLAYOFFS |   |   |     |     |
|---------|----------|--------|----|----------------|----|-----|-----|----------|---|---|-----|-----|
|         |          |        |    | G              | A  | PTS | PIM | GP       | G | A | PTS | PIM |
| 2006-07 | Portland | WHL    | 2  | 0              | 0  | 0   | 0   | —        | — | — | —   | —   |
| 2007-08 | Portland | WHL    | 64 | 0              | 3  | 3   | 63  | —        | — | — | —   | —   |
| 2008-09 | Portland | WHL    | 72 | 1              | 17 | 18  | 117 | —        | — | — | —   | —   |



## SERGEI ANDRONOV

**POSITION:** Right Wing    **SHOOTS:** Left


**HEIGHT:** 6-2    **WEIGHT:** 183

**BORN:** 7-19-89, Penza, Russia

**DRAFTED:** 3rd Round, 78th Overall, 6-27-09

### CAREER STATS

| Season  | Club        | League | GP | REGULAR SEASON |   |     |     | PLAYOFFS |   |   |     |     |
|---------|-------------|--------|----|----------------|---|-----|-----|----------|---|---|-----|-----|
|         |             |        |    | G              | A | PTS | PIM | GP       | G | A | PTS | PIM |
| 2006-07 | Togliatti   | RUS    | 3  | 0              | 0 | 0   | 2   | —        | — | — | —   | —   |
| 2007-08 | Togliatti 2 | RUS 3  | 16 | 10             | 2 | 12  | 16  | 8        | 7 | 2 | 9   | 0   |
|         | Togliatti   | RUS    | 38 | 2              | 5 | 7   | 6   | 4        | 1 | 0 | 1   | 6   |
| 2008-09 | Togliatti 2 | RUS 3  | 7  | 5              | 2 | 7   | 6   | 3        | 0 | 2 | 2   | 32  |
|         | Togliatti   | RUS    | 47 | 9              | 5 | 14  | 22  | 5        | 0 | 1 | 1   | 8   |



## TYLER SHATOCK

**POSITION:** Right Wing    **SHOOTS:** Right

**HEIGHT:** 6-2    **WEIGHT:** 198

**BORN:** 2-10-90, Vernon, British Columbia

**DRAFTED:** 4th Round, 108th Overall, 6-27-09

### CAREER STATS

| Season  | Club     | League | GP | REGULAR SEASON |    |     |     | PLAYOFFS |   |   |     |     |
|---------|----------|--------|----|----------------|----|-----|-----|----------|---|---|-----|-----|
|         |          |        |    | G              | A  | PTS | PIM | GP       | G | A | PTS | PIM |
| 2005-06 | Kamloops | WHL    | 2  | 0              | 1  | 1   | 3   | —        | — | — | —   | —   |
| 2006-07 | Kamloops | WHL    | 58 | 7              | 9  | 16  | 51  | 4        | 0 | 0 | 0   | 0   |
| 2007-08 | Kamloops | WHL    | 48 | 9              | 14 | 23  | 45  | 4        | 1 | 1 | 2   | 4   |
| 2008-09 | Kamloops | WHL    | 68 | 30             | 39 | 69  | 82  | 4        | 0 | 1 | 1   | 6   |



## DAVID SHIELDS

**POSITION:** Defenseman **SHOOTS:** Right

**HEIGHT:** 6-3 **WEIGHT:** 218

**BORN:** 1-27-91, Buffalo, New York

**DRAFTED:** 6th Round, 168th Overall, 6-27-09

### CAREER STATS

| Season  | Club | League | GP | REGULAR SEASON |    |     |     | PLAYOFFS |   |   |     |     |
|---------|------|--------|----|----------------|----|-----|-----|----------|---|---|-----|-----|
|         |      |        |    | G              | A  | PTS | PIM | GP       | G | A | PTS | PIM |
| 2007-08 | Erie | OHL    | 60 | 1              | 3  | 4   | 31  | —        | — | — | —   | —   |
| 2008-09 | Erie | OHL    | 61 | 1              | 16 | 17  | 28  | 5        | 0 | 0 | 0   | 5   |



## MAX TARDY

**POSITION:** Center **SHOOTS:** Right

**HEIGHT:** 5-11 **WEIGHT:** 173

**BORN:** 10-27-90, Duluth, Minnesota

**DRAFTED:** 7th Round, 202nd Overall, 6-27-09

### CAREER STATS

| Season  | Club        | League  | GP | REGULAR SEASON |    |     |     | PLAYOFFS |   |   |     |     |
|---------|-------------|---------|----|----------------|----|-----|-----|----------|---|---|-----|-----|
|         |             |         |    | G              | A  | PTS | PIM | GP       | G | A | PTS | PIM |
| 2007-08 | Duluth East | High-MN | 9  | 1              | 3  | 4   | 8   | —        | — | — | —   | —   |
| 2008-09 | Duluth East | High-MN | 30 | 35             | 25 | 60  | 24  | —        | — | — | —   | —   |
|         | Team North  | UMHSEL  | 24 | 19             | 20 | 39  | 0   | —        | — | — | —   | —   |

## FORWARDS

| #  | PLAYER            | Pos | HT   | WT  | Shoots | Born                            | 08/09 Club(s)/<br>League(s) | GP | G  | A  | PTS | PIM |
|----|-------------------|-----|------|-----|--------|---------------------------------|-----------------------------|----|----|----|-----|-----|
| 42 | BACKES, David     | RW  | 6-3  | 220 | Right  | 5-1-84, Minneapolis, Minnesota  | St. Louis (NHL)             | 82 | 31 | 23 | 54  | 165 |
| 21 | BERGLUND, Patrik  | C   | 6-3  | 211 | Left   | 6-2-88, Vasteras, Sweden        | St. Louis (NHL)             | 76 | 21 | 26 | 47  | 16  |
| 22 | BOYES, Brad       | RW  | 6-0  | 200 | Right  | 4-17-82, Mississauga, Ontario   | St. Louis (NHL)             | 82 | 33 | 39 | 72  | 26  |
| 79 | CRACKNELL, Adam   | RW  | 6-1  | 191 | Right  | 7-15-85, Prince Albert, SASK    | Quad City (AHL)             | 79 | 10 | 16 | 26  | 36  |
| 26 | CROMBEEEN, B.J.   | RW  | 6-2  | 212 | Right  | 7-10-85, Denver, Colorado       | St. Louis (NHL)             | 66 | 11 | 6  | 17  | 122 |
|    |                   |     |      |     |        |                                 | Dallas (NHL)                | 15 | 1  | 4  | 5   | 26  |
| 47 | DRAZENOVIC, Nick  | C   | 6-0  | 185 | Left   | 1-14-87, Prince George, B.C.    | Peoria (AHL)                | 76 | 12 | 21 | 33  | 43  |
| 36 | ELLER, Lars       | C   | 6-1  | 192 | Left   | 5-8-89, Rodovre, Denmark        | Frolunda (SWE)              | 48 | 12 | 17 | 29  | 28  |
| 55 | JANSSEN, Cam      | RW  | 6-0  | 210 | Right  | 4-15-84, St. Louis, Missouri    | St. Louis (NHL)             | 56 | 1  | 3  | 4   | 131 |
| 9  | KARIYA, Paul      | LW  | 5-10 | 180 | Left   | 10-16-74, Vancouver, B.C.       | St. Louis (NHL)             | 11 | 2  | 13 | 15  | 2   |
| 19 | KING, D.J.        | LW  | 6-3  | 228 | Left   | 6-27-84, Meadow Lake, SASK      | St. Louis (NHL)             | 1  | 0  | 1  | 1   | 0   |
| 82 | LOVE, Mitch       | LW  | 6-0  | 200 | Left   | 6-15-84, Quesnel, B.C.          | Houston (AHL)               | 63 | 2  | 4  | 6   | 214 |
| 18 | McCLEMENT, Jay    | C   | 6-1  | 201 | Left   | 3-2-83, Kingston, Ontario       | St. Louis (NHL)             | 82 | 12 | 14 | 26  | 29  |
| 10 | McDONALD, Andy    | C   | 5-10 | 183 | Left   | 8-25-77, Strathroy, Ontario     | St. Louis (NHL)             | 46 | 15 | 29 | 44  | 24  |
| 38 | McRAE, Philip     | C   | 6-2  | 187 | Left   | 3-15-90, Minneapolis, Minnesota | London (OHL)                | 59 | 29 | 31 | 60  | 54  |
| 74 | OSHIE, T.J.       | LW  | 6-0  | 194 | Right  | 12-23-86, Everett, Washington   | St. Louis (NHL)             | 57 | 14 | 25 | 39  | 30  |
| 65 | PADDOCK, Cam      | C   | 6-1  | 191 | Right  | 3-22-83, Vancouver, B.C.        | St. Louis (NHL)             | 16 | 2  | 1  | 3   | 0   |
|    |                   |     |      |     |        |                                 | Peoria (AHL)                | 60 | 8  | 7  | 15  | 96  |
| 52 | PALUSHAJ, Aaron   | RW  | 5-11 | 187 | Right  | 9-7-89, Livonia, Michigan       | Univ. of Michigan (NCAA)    | 39 | 13 | 37 | 50  | 26  |
|    |                   |     |      |     |        |                                 | Peoria (AHL)                | 4  | 2  | 0  | 2   | 4   |
| 59 | PELUSO, Anthony   | LW  | 6-3  | 230 | Right  | 4-18-89, North York, Ontario    | Sault Ste. Marie (OHL)      | 36 | 9  | 6  | 15  | 68  |
|    |                   |     |      |     |        |                                 | Brampton (OHL)              | 27 | 11 | 11 | 22  | 57  |
| 57 | PERRON, David     | LW  | 5-11 | 179 | Right  | 5-28-88, Sherbrooke, Quebec     | St. Louis (NHL)             | 81 | 15 | 35 | 50  | 50  |
| 32 | PORTER, Chris     | LW  | 6-1  | 201 | Left   | 5-29-84, Toronto, Ontario       | St. Louis (NHL)             | 6  | 1  | 1  | 2   | 0   |
|    |                   |     |      |     |        |                                 | Peoria (AHL)                | 74 | 7  | 16 | 23  | 72  |
| 75 | REAVES, Ryan      | RW  | 6-1  | 220 | Right  | 1-20-87, Winnipeg, Manitoba     | Peoria (AHL)                | 57 | 8  | 9  | 17  | 130 |
| 62 | SCHULTZ, Ian      | RW  | 6-2  | 200 | Right  | 2-4-90, Calgary, Alberta        | Calgary (WHL)               | 58 | 15 | 26 | 41  | 127 |
| 76 | SONNE, Brett      | C   | 6-0  | 184 | Left   | 5-16-89, Maple Ridge, B.C.      | Calgary (WHL)               | 62 | 48 | 52 | 100 | 58  |
| 25 | STASTNY, Yan      | C   | 5-10 | 191 | Left   | 9-30-82, Quebec City, Quebec    | St. Louis (NHL)             | 34 | 3  | 4  | 7   | 20  |
|    |                   |     |      |     |        |                                 | Peoria (AHL)                | 30 | 12 | 7  | 19  | 21  |
| 20 | STEEN, Alex       | LW  | 6-1  | 205 | Left   | 3-1-84, Winnipeg, Manitoba      | St. Louis (NHL)             | 61 | 6  | 18 | 24  | 24  |
|    |                   |     |      |     |        |                                 | Toronto (NHL)               | 20 | 2  | 2  | 4   | 6   |
| 48 | TALBOT, Julian    | C   | 5-11 | 181 | Left   | 3-24-85, Wahnapiatae, Ontario   | Peoria (AHL)                | 65 | 20 | 23 | 43  | 43  |
| 41 | TALLACKSON, Barry | LW  | 6-5  | 215 | Right  | 4-14-83, Graton, North Dakota   | New Jersey (NHL)            | 4  | 0  | 0  | 0   | 0   |
|    |                   |     |      |     |        |                                 | Lowell (AHL)                | 56 | 11 | 10 | 21  | 29  |
| 7  | TKACHUK, Keith    | C   | 6-2  | 232 | Left   | 3-28-72, Melrose, Massachusetts | St. Louis (NHL)             | 79 | 25 | 24 | 49  | 61  |
| 15 | WINCHESTER, Brad  | LW  | 6-5  | 228 | Left   | 3-1-81, Madison, Wisconsin      | St. Louis (NHL)             | 64 | 13 | 8  | 21  | 89  |
|    |                   |     |      |     |        |                                 | Peoria (AHL)                | 13 | 4  | 2  | 6   | 46  |

# 2009-10 Roster

## DEFENSEMEN

| #  | PLAYER            | Pos | HT   | WT  | Shoots | Born                             | 06/07 Club(s)/<br>League(s)                      | GP             | G  | A  | PTS | PIM |   |
|----|-------------------|-----|------|-----|--------|----------------------------------|--|----------------|----|----|-----|-----|---|
| 37 | BELL, Brendan     | D   | 6-2  | 211 | Left   | 3-31-83, Ottawa, Ontario         | Ottawa (NHL)<br>Binghamton (AHL)                 | 53             | 6  | 15 | 21  | 24  |   |
| 4  | BREWER, Eric      | D   | 6-3  | 220 | Left   | 4-17-79, Vernon, B.C.            | St. Louis (NHL)                                  | 28             | 1  | 5  | 6   | 24  |   |
| 28 | COLAIACOVO, Carlo | D   | 6-1  | 200 | Left   | 1-27-83, Toronto, Ontario        | St. Louis (NHL)<br>Toronto (NHL)                 | 63             | 3  | 26 | 29  | 29  |   |
| 63 | CUNDARI, Mark     | D   | 5-9  | 199 | Left   | 4-23-90, Woodbridge, Ontario     | Windsor (OHL)                                    | 60             | 10 | 22 | 32  | 143 |   |
| 61 | FAST, T.J.        | D   | 6-1  | 190 | Left   | 9-2-87, Calgary, Alberta         | Peoria (AHL)<br>Alaska (ECHL)                    | 46             | 1  | 4  | 5   | 12  |   |
| 64 | FLETCHER, Justin  | D   | 5-11 | 190 | Left   | 3-30-83, Maryville, Illinois     | Peoria (AHL)                                     | 9              | 0  | 1  | 1   | 6   |   |
| 51 | HELLSTROM, Alex   | D   | 6-3  | 210 | Left   | 4-17-87, Falun, Sweden           | Peoria (AHL)<br>Alaska (ECHL)                    | 68             | 8  | 24 | 32  | 50  |   |
| 5  | JACKMAN, Barret   | D   | 6-0  | 203 | Left   | 3-5-81, Trail, B.C.              | St. Louis (NHL)                                  | 9              | 0  | 3  | 3   | 7   |   |
| 6  | JOHNSON, Erik     | D   | 6-4  | 219 | Right  | 3-21-88, Bloomington, Minnesota  | St. Louis (NHL)                                  | 82             | 4  | 17 | 21  | 86  |   |
| 53 | JUNLAND, Jonas    | D   | 6-2  | 198 | Left   | 11-15-87, Linkoping, Sweden      | St. Louis (NHL)<br>Peoria (AHL)                  | -Did Not Play- | 1  | 0  | 0   | 0   | 2 |
| 34 | LAMPMAN, Bryce    | D   | 6-1  | 200 | Left   | 8-31-82, Rochester, Minnesota    | Peoria (AHL)<br>Khabarovsk Amur (RUS)            | 70             | 13 | 18 | 31  | 52  |   |
| 27 | PIETRANGLO, Alex  | D   | 6-3  | 204 | Right  | 1-18-90, King City, Ontario      | St. Louis (NHL)<br>Peoria (AHL)<br>Niagara (OHL) | 9              | 0  | 0  | 0   | 4   |   |
| 46 | POLAK, Roman      | D   | 6-0  | 232 | Right  | 4-28-86, Ostrava, Czech Republic | St. Louis (NHL)                                  | 8              | 0  | 1  | 1   | 2   |   |
| 77 | RICHMOND, Danny   | D   | 6-0  | 192 | Left   | 8-1-84, Chicago, Illinois        | Peoria (AHL)<br>Wilkes-Barre (AHL)               | 36             | 8  | 21 | 29  | 32  |   |
| 33 | STRACHAN, Tyson   | D   | 6-1  | 212 | Right  | 10-30-84, Melfort, Saskatchewan  | St. Louis (NHL)<br>Peoria (AHL)                  | 69             | 1  | 14 | 15  | 45  |   |
| 83 | VEIDEMAN, Adrian  | D   | 6-2  | 190 | Left   | 4-13-83, Sicamous, B.C.          | Iowa (AHL)                                       | 55             | 3  | 14 | 17  | 108 |   |
| 49 | WAGNER, Steve     | D   | 6-1  | 197 | Left   | 3-6-84, Grand Rapids, Minnesota  | St. Louis (NHL)<br>Peoria (AHL)                  | 30             | 0  | 3  | 3   | 39  |   |
| 43 | WEAVER, Mike      | D   | 5-10 | 182 | Right  | 5-2-78, Bramalea, Ontario        | St. Louis (NHL)                                  | 29             | 2  | 3  | 5   | 67  |   |
|    |                   |     |      |     |        |                                  |  | 63             | 6  | 21 | 27  | 56  |   |
|    |                   |     |      |     |        |                                  |  | 22             | 2  | 2  | 4   | 18  |   |
|    |                   |     |      |     |        |                                  |  | 47             | 6  | 16 | 22  | 38  |   |
|    |                   |     |      |     |        |                                  |  | 58             | 0  | 7  | 7   | 12  |   |

## GOALTENDERS

| #  | PLAYER          | HT  | WT  | Catches | Born                       | 06/07 Club(s)/<br>League(s)     | GP | MIN  | GA  | GAA  | W-L-O/T | SV%  |
|----|-----------------|-----|-----|---------|----------------------------|---------------------------------|----|------|-----|------|---------|------|
| 60 | ALLEN, Jake     | 6-2 | 185 | Left    | 8-7-90, Fredericton, NB    | Montreal (QMJHL)                | 61 | 3023 | 144 | 2.86 | 28-15-0 | .916 |
| 30 | BISHOP, Ben     | 6-7 | 210 | Left    | 11-21-86, Denver, Colorado | St. Louis (NHL)<br>Peoria (AHL) | 6  | 245  | 12  | 2.94 | 1-1-1   | .893 |
| 29 | CONKLIN, Ty     | 6-0 | 184 | Left    | 3-30-76, Anchorage, Alaska | Detroit (NHL)                   | 33 | 1898 | 89  | 2.81 | 15-16-1 | .897 |
| 50 | MASON, Chris    | 6-0 | 195 | Left    | 4-20-76, Red Deer, Alberta | St. Louis (NHL)                 | 40 | 2246 | 94  | 2.51 | 25-11-2 | .909 |
| 35 | TOIVONEN, Hannu | 6-2 | 200 | Left    | 5-18-84, Kalvola, Finland  | Ilves (FIN)                     | 57 | 3215 | 129 | 2.41 | 27-21-7 | .916 |
|    |                 |     |     |         |                            |                                 | 52 | 2913 | 130 | 2.68 | 19-23-9 | .910 |



| Pos. | Player              | Acquired  |
|------|---------------------|---|
| G    | Jake Allen          | Second round selection, 32nd overall, in 2008 Entry Draft   |
| F    | David Backes        | Second round selection, 62nd overall, in 2003 Entry Draft   |
| D    | Brendan Bell        | Signed as a free agent on July 31, 2009   |
| F    | Patrik Berglund     | First round selection, 25th overall, in 2006 Entry Draft  |
| G    | Ben Bishop          | Third round selection, 85 <sup>th</sup> overall, in the 2005 Entry Draft  |
| F    | Brad Boyes          | Acquired from Boston in exchange for Dennis Wideman on Feb. 27, 2007  |
| D    | Eric Brewer         | Acquired from Edmonton along with defensemen Doug Lynch and Jeff Woywitka in exchange for defenseman Chris Pronger on August 2, 2005                                    |
| D    | Carlo Colaiacovo    | Acquired from Toronto along with Alex Steen in exchange for Lee Stempniak on November 24, 2008  |
| G    | Ty Conklin          | Signed as a free agent on July 1, 2009  |
| F    | Adam Cracknell      | Signed as a free agent on July 23, 2009   |
| F    | B.J. Crombeen       | Claimed on waivers from Dallas on November 18, 2008   |
| D    | Mark Cundari        | Signed as a free agent on September 24, 2008  |
| F    | Nick Drazenovic     | Sixth round selection, 171st overall, in 2005 Entry Draft   |
| F    | Lars Eller          | First round selection, 13 <sup>th</sup> overall, in 2007 Entry Draft  |
| D    | T.J. Fast           | Acquired from Los Angeles in exchange for a 2009 fifth-round draft choice on June 4, 2008   |
| D    | Justin Fletcher     | Signed as a free agent on July 20, 2009   |
| D    | Alexander Hellstrom | Seventh round selection, 184th overall, in 2006 Entry Draft   |
| D    | Barret Jackman      | First round selection, 17th overall, in 1999 Entry Draft  |
| F    | Cam Janssen         | Acquired from New Jersey in exchange for Bryce Salvador on Feb. 26, 2008  |
| D    | Erik Johnson        | First round selection, 1st overall, in 2006 Entry Draft   |
| D    | Jonas Junland       | Third round selection, 64th overall, in 2006 Entry Draft  |
| F    | Paul Kariya         | Signed as a free agent on July 1, 2007  |
| F    | D.J. King           | Sixth round selection, 190th overall, in 2002 Entry Draft   |
| D    | Bryce Lampman       | Signed as a free agent on July 29, 2009   |
| F    | Mitch Love          | Signed to an AHL contract on July 27, 2009  |
| G    | Chris Mason         | Acquired from Nashville in exchange for a fourth round pick (Nashville traded to New York Rangers, Rangers drafted Dale Weise) in the 2008 Entry Draft on June 19, 2008 |



# How The Blues Training Camp Was Built

| Pos. | Player           | Acquired  |
|------|------------------|---|
| F    | Jay McClement    | Second round selection, 57th overall, in 2001 Entry Draft   |
| F    | Andy McDonald    | Acquired from Anaheim in exchange for Doug Weight and Michal Birner along with a 7 <sup>th</sup> round draft choice in the 2008 Entry Draft on Dec. 14, 2007  |
| F    | Philip McRae     | Second round selection, 33 <sup>rd</sup> overall in 2008 Entry Draft  |
| F    | T.J. Oshie       | First round selection, 24 <sup>th</sup> overall, in the 2005 Entry Draft  |
| F    | Cam Paddock      | Signed as a free agent on July 2, 2008  |
| F    | Aaron Palushaj   | Second round selection, 44 <sup>th</sup> overall in 2007 Entry Draft  |
| F    | Anthony Peluso   | Sixth round selection, 160th overall, in the 2007 Entry Draft   |
| F    | David Perron     | First round selection 26 <sup>th</sup> overall, in the 2007 Entry Draft   |
| D    | Alex Pietrangolo | First round selection, 4 <sup>th</sup> overall, in the 2008 Entry Draft   |
| D    | Roman Polak      | Sixth round selection, 180th overall, in 2004 Entry Draft   |
| F    | Chris Porter     | Signed as a free agent on August 21, 2007   |
| F    | Ryan Reaves      | Fifth round selection, 156th overall, in 2005 Entry Draft   |
| D    | Danny Richmond   | Acquired from Pittsburgh in exchange for Andy Wozniwski on March 4, 2009  |
| F    | Ian Schultz      | Third round selection, 87 <sup>th</sup> overall in 2008 Entry Draft   |
| F    | Brett Sonne      | Third round selection, 85 <sup>th</sup> overall in 2007 Entry Draft   |
| F    | Yan Stastny      | Acquired from Boston in exchange for a fifth round pick (Denis Reul) in the 2007 Entry Draft  |
| F    | Alex Steen       | Acquired from Toronto along with Carlo Colaiacovo in exchange for Lee Stempniak on November 24, 2008  |
| D    | Tyson Strachan   | Signed as a free agent on October 9, 2008   |
| F    | Julian Talbot    | Signed as a free agent on March 19, 2008  |
| F    | Barry Tallackson | Signed as a free agent on July 23, 2009   |
| F    | Keith Tkachuk    | Rights traded to St. Louis from Atlanta along with future considerations in exchange for a conditional 1 <sup>st</sup> round draft choice in 2008 (previously acquired from Atlanta on Feb. 25, 2007, Atlanta drafted Zach Bogosian) on June 26, 2007 |
| G    | Hannu Toivonen   | Acquired from Boston in exchange for forward Carl Soderberg on July 23, 2007  |
| D    | Adrian Veideman  | Signed to an AHL contract on July 27, 2009  |
| D    | Steve Wagner     | Signed as an undrafted free agent on March 20, 2007   |
| D    | Mike Weaver      | Signed as a free agent on July 10, 2008   |
| F    | Brad Winchester  | Signed as a free agent on July 16, 2008   |



WESTERN CONFERENCE, WEST DIVISION – 5TH SEASON

# PEORIA RIVERMEN

2008-09 RESULTS: 43W-31L-20T-45OL-92PTS. SECOND, WEST DIVISION



**Josh Morin**  
Chief Operating Officer



**Kevin McDonald**  
GM of Hockey Operations



**Davis Payne**  
Head Coach



**St. Louis Blues**  
NHL Affiliate

### PERSONNEL

Owners..... Sports Capital Partners Worldwide  
 Consultant..... Bruce Saur  
 Chief Operating Officer..... Josh Morin  
 General Manager of Hockey Operations..... Kevin McDonald  
 Head Coach..... Davis Payne  
 Assistant Coach..... Drake Berehowsky  
 Athletic Trainer..... Chris Palmer  
 Equipment Manager..... Steve Castelletti  
 Director of Ticket Sales..... Wendy Mitchell  
 Director of Corporate Sales and Marketing..... David Rak  
 Director of Communications..... Brendan Burke  
 Director of Community Relations..... Lisa Broadhurst  
 Manager of Client Services..... Katie Kerr  
 Corporate/Ticket Sales Executive..... Travis Roper  
 Corporate/Ticket Sales Executive..... Matt Brooks  
 Controller..... Karen Doering

### TEAM INFORMATION

Club Colors..... Navy, Royal Blue, Gold, White  
 Web Site..... www.rivermen.net  
 Home Arena..... Peoria Civic Center - Carver Arena  
 Seating Capacity..... 9,919  
 Dimensions of Ice Surface..... 200' x 85'  
 Ticket Prices..... \$20, \$15  
 Attendance Records..... Game: 8,217 vs. Grand Rapids, 1/28/06  
 Season: 191,201 – 2005-06  
 Average: 4,780 – 2005-06  
 Press Box Location..... Sections 12 and 14  
 Flagship Radio Station..... Hippy 101.1 FM  
 Time Zone..... Central (EST -1)

**Peoria Rivermen:** 201 SW Jefferson Ave., Peoria, IL 61602 •  
 Phone: (309) 676-1040 • Fax: (309) 676-2488 • Tickets: (309)  
 676-8700

**St. Louis Blues:** Scottrade Center, 1401 Clark Avenue, St. Louis,  
 MO 63103 • Phone (314) 622-2500 • Fax (314)  
 622-2582 • www.stlblues.com

### MEDIA DIRECTORY

#### NEWSPAPER/WIRE

Peoria Journal Star • 1 News Plaza, Peoria, IL 61643 • Phone (309) 686-3214 • Fax (309) 686-3205 • Contact: Dave Eminian, Kirk Wessler, Bill Liese • www.pjstar.com  
 Pekin Daily News • P.O. Box 430, Pekin, IL 61555 • Phone (309) 346-1111, x654 • Fax (309) 346-1446 • Contact: Steve Robinson • www.pekintimes.com  
 Galesburg Register • P.O. Box 310, Galesburg, IL 61402 • Phone (309) 343-7181, x225 • Fax (309) 343-2382 • Contact: Mike Trueblood • www.register-mail.com  
 Canton Daily Ledger • P.O. Box 540, Canton, IL 61520 • Phone (309) 647-5100 • Fax (309) 647-4665 • Contact: Stephen Shank • www.cantondailyledger.com  
 Associated Press • 1 News Plaza, Peoria, IL 61643 • Phone (309) 682-0141 • www.ap.org

#### TELEVISION

WMBD (CBS-31) • 3131 N. University St., Peoria, IL 61604 • Phone (309) 686-9462 • Fax (309) 686-8658 • Contact: Kurt Pegler, Donnie Tillman  
 WEEK (NBC-25)/WHOI (ABC-19) • 2907 Springfield Rd., East Peoria, IL 61611 • Phone (309) 698-3729 • Fax (309) 698-2070 • Contact: Lee Hall, Jim Mattson, Mark Strauss, Josh Simon

#### RADIO

Independence Media Group (Hippy 101/ESPN Radio 96.5/98.5 Kiss FM/99.9 The Stage) • 4234 N. Brandywine Dr., Suite D, Peoria, IL 61614 • Phone (309) 686-0101 • Fax (309) 686-0111 • Contact: Ben Rosenthal, Doc Watson  
 WMBD-AM 1470 • P.O. Box 9050, Peoria, IL 61602 • Phone (309) 637-3700 • Fax (309) 686-8655 • Contact: Dave Dahl, Ed Hammond  
 WJBC-AM 1230 • 236 Greenwood Ave., Bloomington, IL 61704 • Phone (309) 821-1000, x205 • Fax (309) 829-6397 • Contact: Greg Halbleib  
 Regent Broadcasting (99X/97.3 River Country/95.5 GLO/Hope 98.5) • 120 Eaton St., Peoria, IL 61603 • Phone (309) 676-5000 • Fax (309) 676-2600 • Contact: Rick Morgan, Lisa Franks, Rick Stephenson, Matt Bahaan





**Davis Payne**  
Head Coach

Davis Payne, 38, was named the 15th head coach of the Peoria Rivermen on July 8, 2008 after serving one year as an assistant with the club. In his first year as an American Hockey league head coach, Payne guided the Rivermen to a 43-31-2-4 record and returned Peoria to the postseason following a two-year drought. Prior to joining the Rivermen before to the 2007-08 campaign, Payne had spent a total of seven seasons as a head coach in the ECHL. Most recently, Kamloops, BC native established a .691 winning

percentage over four years as head coach for the Alaska Aces, the Rivermen ECHL affiliate.

The 2006-07 ECHL Coach of the Year, Payne led the Aces to the 2006 ECHL Kelly Cup Championship and also guided the club to three consecutive trips to the Conference Finals; it was the first time in 15 years and only the second time in ECHL history that a team

advanced to the ECHL's Final Four in three straight seasons. Thirty-eight of Alaska's 48 lifetime playoff wins had came under Payne's direction, with his winning percentage in the

playoffs (38-21, .644) nearly matching that of his four regular seasons in Alaska.

Payne, who owns a 289-142-45 (.654 winning percentage) in seven seasons as an ECHL head coach between Alaska and the Pee Dee (SC) Pride, remains second all-time in ECHL history with 50 postseason victories, 12 of which came during his three years with Pee Dee.

A graduate of NCAA Division I Michigan Tech, Payne appeared in 22 NHL games with the Boston Bruins during his eight-year playing career that spanned 464 games with 324 points (155g, 169a). He was originally drafted by the Edmonton Oilers in the seventh round of the 1989 NHL Entry Draft.

A native of Kamloops, BC, Payne and his wife Jane have two daughters, Allison and Lydia.



**Drake Berehowsky**  
**Assistant Coach**

Drake Berehowsky, 37, joined the Peoria Rivermen as an assistant coach on August 11 after having previously served in the same role for the Barrie Colts of the Ontario Hockey League. Berehowsky's major functions include contributing to the development of Blues prospects through on-ice instruction, conditioning work, video breakdown, advance scouting, and player

evaluation, among other duties. He also supervises the play of Rivermen defensemen during games. While with Barrie, a team Berehowsky played Junior B for, the Colts went 58-67-6-5 and made the playoffs each year. This is his first professional coaching assignment

In 16 professional seasons as a player, the former first round pick accumulated 549 regular season games in the National Hockey League scattered between six different teams. Taken 10<sup>th</sup> overall by the Toronto Maple Leafs in the 1990 NHL Entry Draft, he was a force for two seasons on the North Bay Centennials blue line and was named a First-Team All-Star and the CHL Defenceman-of-the-Year in 1992. After scoring 27 points in 28 games for the AHL's St. John's Maple Leafs, Berehowsky was recalled mid-way through the 1992-93 season by the Maple Leafs.

In April 1995, Toronto shipped him to the Pittsburgh Penguins for defenseman Grant Jennings. He spent some time in the minors with Cleveland (IHL), San Antonio (IHL), Carolina (AHL) and Hamilton (AHL) until joining the young Edmonton Oilers in 1997-98. In 1998, Berehowsky was claimed by the Nashville Predators in the expansion draft. In 1999-2000, he set career highs with 12 goals and 32 points. At the 2001 trade deadline, the Predators dealt him to the Vancouver Canucks where he spent the early part of the 2001-02 season before joining the Phoenix Coyotes midway through the year.

After parts of two seasons with the Coyotes, Berehowsky signed with the Pittsburgh Penguins in the summer of 2003, his second stint with the club. Upon his arrival, Berehowsky went on to register 21 points (5-16-21) in 47 games before being acquired by the Toronto Maple Leafs in the second half of the season for Ric Jackman. He played briefly in Sweden and Germany before retiring following the 2005-06 season.

Born in Toronto, Berehowsky and his wife Lori have five children: daughters Dylan (5), and Dawson (2); sons Duke (4), Daniel (3), and Dalton (1).

# 2008-09 Peoria Rivermen (AHL) Final Statistics

| #  | Name                      | POS | GP | G  | A  | PTS | +/- | PIM | PP | SH | GW | Pt/G | PIM/G | Shots | Sh%   |
|----|---------------------------|-----|----|----|----|-----|-----|-----|----|----|----|------|-------|-------|-------|
| 41 | Steve Regier              | LW  | 73 | 22 | 28 | 50  | 18  | 61  | 9  | 1  | 6  | 0.68 | 0.84  | 150   | 0.147 |
| 23 | Trent Whitfield           | C   | 69 | 20 | 30 | 50  | 5   | 37  | 6  | 4  | 4  | 0.72 | 0.54  | 179   | 0.112 |
| 12 | Julian Talbot             | C   | 65 | 20 | 23 | 43  | 7   | 43  | 10 | 0  | 3  | 0.66 | 0.66  | 136   | 0.147 |
| 10 | Nicholas Drazenovic       | C   | 76 | 12 | 21 | 33  | -1  | 43  | 3  | 2  | 3  | 0.43 | 0.57  | 126   | 0.095 |
| 27 | Carl Corazzini (total)    | RW  | 80 | 11 | 21 | 32  | -12 | 22  | 1  | 0  | 2  | 0.40 | 0.28  | 158   | 0.070 |
|    | SPR                       | RW  | 55 | 7  | 12 | 19  | -10 | 18  | 1  | 0  | 1  | 0.35 | 0.33  | 110   | 0.064 |
|    | PEO                       | RW  | 25 | 4  | 9  | 13  | -2  | 4   | 0  | 0  | 1  | 0.52 | 0.16  | 48    | 0.083 |
| 36 | Justin Fletcher (total)   | D   | 68 | 8  | 24 | 32  | 20  | 50  | 2  | 0  | 3  | 0.47 | 0.74  | 112   | 0.071 |
|    | PEO                       | D   | 68 | 8  | 24 | 32  | 20  | 50  | 2  | 0  | 3  | 0.47 | 0.74  | 112   | 0.071 |
| 44 | Jonas Junland             | D   | 70 | 13 | 18 | 31  | -1  | 52  | 6  | 2  | 1  | 0.44 | 0.74  | 126   | 0.103 |
| 24 | Chris Conner              | RW  | 30 | 16 | 12 | 28  | 3   | 10  | 4  | 0  | 2  | 0.93 | 0.33  | 81    | 0.198 |
| 11 | Chris Porter              | LW  | 74 | 7  | 16 | 23  | 1   | 72  | 0  | 1  | 3  | 0.31 | 0.97  | 107   | 0.065 |
| 49 | Steve Wagner              | D   | 47 | 6  | 16 | 22  | -10 | 38  | 1  | 1  | 0  | 0.47 | 0.81  | 88    | 0.068 |
| 2  | Danny Richmond (total)    | D   | 73 | 4  | 18 | 22  | 3   | 129 | 2  | 0  | 1  | 0.30 | 1.77  | 75    | 0.053 |
|    | WBS                       | D   | 55 | 3  | 14 | 17  | -5  | 108 | 1  | 0  | 1  | 0.31 | 1.96  | 52    | 0.058 |
|    | PEO                       | D   | 18 | 1  | 4  | 5   | 8   | 21  | 1  | 0  | 0  | 0.28 | 1.17  | 23    | 0.043 |
| 21 | Yan Stastny               | C   | 30 | 12 | 7  | 19  | 8   | 21  | 5  | 3  | 3  | 0.63 | 0.70  | 73    | 0.164 |
| 33 | Jonathan Filewich (total) | RW  | 68 | 7  | 12 | 19  | -12 | 18  | 2  | 0  | 0  | 0.28 | 0.26  | 123   | 0.057 |
|    | WBS                       | RW  | 19 | 2  | 2  | 4   | 0   | 6   | 1  | 0  | 0  | 0.21 | 0.32  | 26    | 0.077 |
|    | PEO                       | RW  | 49 | 5  | 10 | 15  | -12 | 12  | 1  | 0  | 0  | 0.31 | 0.24  | 97    | 0.052 |
| 20 | Ivan Vishnevskiy          | D   | 67 | 6  | 13 | 19  | -5  | 28  | 3  | 1  | 0  | 0.28 | 0.42  | 74    | 0.081 |
| 4  | Nikolay Lemtyugov         | RW  | 27 | 5  | 14 | 19  | -2  | 20  | 3  | 0  | 0  | 0.70 | 0.74  | 56    | 0.089 |
| 38 | Ryan Reaves               | RW  | 57 | 8  | 9  | 17  | 9   | 130 | 0  | 1  | 0  | 0.30 | 2.28  | 54    | 0.148 |
| 3  | Jim Jackson               | D   | 45 | 3  | 14 | 17  | 1   | 38  | 0  | 0  | 0  | 0.38 | 0.84  | 65    | 0.046 |
| 7  | Andy Wozniewski           | D   | 56 | 1  | 16 | 17  | -8  | 56  | 1  | 0  | 1  | 0.30 | 1.00  | 84    | 0.012 |
| 27 | Josh Soares               | F   | 27 | 8  | 7  | 15  | -2  | 20  | 4  | 0  | 2  | 0.56 | 0.74  | 43    | 0.186 |
| 18 | Cam Paddock               | C   | 60 | 8  | 7  | 15  | -3  | 96  | 0  | 0  | 0  | 0.25 | 1.60  | 90    | 0.089 |
| 14 | Jeff Cowan                | LW  | 71 | 5  | 10 | 15  | -11 | 94  | 1  | 0  | 0  | 0.21 | 1.32  | 86    | 0.058 |
| 29 | Charles Lingle            | LW  | 37 | 1  | 8  | 9   | -3  | 23  | 0  | 0  | 0  | 0.24 | 0.62  | 67    | 0.015 |
| 19 | Curtis Fraser             | C   | 65 | 2  | 6  | 8   | -4  | 90  | 0  | 0  | 0  | 0.12 | 1.38  | 49    | 0.041 |
| 5  | Jeff Woywitka             | D   | 7  | 0  | 7  | 7   | 3   | 2   | 0  | 0  | 0  | 1.00 | 0.29  | 9     | 0.000 |
| 16 | Brad Winchester           | LW  | 13 | 4  | 2  | 6   | 1   | 46  | 2  | 0  | 0  | 0.46 | 3.54  | 36    | 0.111 |
| 25 | Tyson Strachan            | D   | 29 | 2  | 3  | 5   | -5  | 67  | 0  | 0  | 2  | 0.17 | 2.31  | 30    | 0.067 |
| 15 | T.J. Fast                 | D   | 46 | 1  | 4  | 5   | 2   | 12  | 0  | 0  | 0  | 0.11 | 0.26  | 18    | 0.056 |
| 42 | Eric Neilson              | RW  | 50 | 3  | 0  | 3   | -5  | 207 | 0  | 0  | 1  | 0.06 | 4.14  | 24    | 0.125 |
| 8  | Aaron Palushaj            | RW  | 4  | 2  | 0  | 2   | 1   | 4   | 1  | 0  | 1  | 0.50 | 1.00  | 10    | 0.200 |
| 43 | Alexandre Imbeault        | C   | 6  | 2  | 0  | 2   | -6  | 0   | 1  | 0  | 1  | 0.33 | 0.00  | 10    | 0.200 |
| 27 | Bryan Miller              | D   | 3  | 0  | 2  | 2   | -1  | 2   | 0  | 0  | 0  | 0.67 | 0.67  | 3     | 0.000 |
| 34 | Matt Foy                  | RW  | 4  | 0  | 2  | 2   | 0   | 33  | 0  | 0  | 0  | 0.50 | 8.25  | 11    | 0.000 |
| 30 | Ben Bishop                | G   | 33 | 0  | 2  | 2   | 0   | 2   | 0  | 0  | 0  | 0.06 | 0.06  | 3     | 0.000 |
| 21 | Ross Carlson              | LW  | 3  | 1  | 0  | 1   | -2  | 2   | 0  | 0  | 0  | 0.33 | 0.67  | 5     | 0.200 |
| 17 | Tomas Kana                | LW  | 18 | 1  | 0  | 1   | -5  | 15  | 0  | 0  | 0  | 0.06 | 0.83  | 15    | 0.067 |
| 7  | Jori Lehtera              | C   | 7  | 0  | 1  | 1   | 1   | 2   | 0  | 0  | 0  | 0.14 | 0.29  | 5     | 0.000 |
| 37 | Alexander Hellstrom       | D   | 40 | 0  | 1  | 1   | -1  | 37  | 0  | 0  | 0  | 0.03 | 0.93  | 14    | 0.000 |
| 32 | Jon Booras                | F   | 1  | 0  | 0  | 0   | 0   | 4   | 0  | 0  | 0  | 0.00 | 4.00  | 1     | 0.000 |
| 34 | Alex Pietrangelo          | D   | 1  | 0  | 0  | 0   | 0   | 4   | 0  | 0  | 0  | 0.00 | 4.00  | 1     | 0.000 |
| 35 | Marek Schwarz             | G   | 10 | 0  | 0  | 0   | 0   | 0   | 0  | 0  | 0  | 0.00 | 0.00  | 0     | 0.000 |
| 31 | Chris Holt                | G   | 20 | 0  | 0  | 0   | 0   | 2   | 0  | 0  | 0  | 0.00 | 0.10  | 0     | 0.000 |
| 35 | Manny Legace              | G   | 23 | 0  | 0  | 0   | 0   | 0   | 0  | 0  | 0  | 0.00 | 0.00  | 1     | 0.000 |

| #  | Goalie        | GP | MINS | W  | L  | SOL | SO | EN | GA | GAA  | SA  | SVS | SV%   |
|----|---------------|----|------|----|----|-----|----|----|----|------|-----|-----|-------|
| 31 | Chris Holt    | 20 | 1111 | 10 | 6  | 2   | 1  | 3  | 32 | 1.73 | 467 | 435 | 0.931 |
| 35 | Manny Legace  | 23 | 1290 | 14 | 7  | 1   | 3  | 1  | 43 | 2.00 | 658 | 615 | 0.935 |
| 30 | Ben Bishop    | 33 | 1898 | 15 | 16 | 1   | 1  | 6  | 89 | 2.81 | 860 | 771 | 0.897 |
| 35 | Marek Schwarz | 10 | 523  | 4  | 4  | 0   | 0  | 2  | 31 | 3.56 | 235 | 204 | 0.868 |



# 2009-10 Peoria Rivermen Schedule

**Day Date Time Visiting Team @ Home Team**

**OCTOBER**

|     |          |         |              |             |
|-----|----------|---------|--------------|-------------|
| Sat | 10/3/09  | 7:00 PM | Grand Rapids | @ Peoria    |
| Sun | 10/4/09  | 3:00 PM | Rockford     | @ Peoria    |
| Fri | 10/9/09  | 7:00 PM | Milwaukee    | @ Peoria    |
| Wed | 10/14/09 | 7:00 PM | Milwaukee    | @ Peoria    |
| Fri | 10/16/09 | 7:00 PM | Hamilton     | @ Peoria    |
| Sat | 10/17/09 | 7:05 PM | Peoria       | @ Rockford  |
| Wed | 10/21/09 | 7:00 PM | Rockford     | @ Peoria    |
| Sat | 10/24/09 | 7:00 PM | Rockford     | @ Peoria    |
| Fri | 10/30/09 | 7:30 PM | Peoria       | @ Lake Erie |
| Sat | 10/31/09 | 1:00 PM | Peoria       | @ Lake Erie |

**NOVEMBER**

|     |          |         |              |               |
|-----|----------|---------|--------------|---------------|
| Sun | 11/1/09  | 4:00 PM | Peoria       | @ Hamilton    |
| Thu | 11/5/09  | 7:00 PM | San Antonio  | @ Peoria      |
| Fri | 11/6/09  | 7:00 PM | Peoria       | @ Milwaukee   |
| Wed | 11/11/09 | 7:00 PM | Texas        | @ Peoria      |
| Fri | 11/13/09 | 7:00 PM | Abbotsford   | @ Peoria      |
| Sat | 11/14/09 | 7:00 PM | Milwaukee    | @ Peoria      |
| Wed | 11/18/09 | 7:00 PM | Peoria       | @ Houston     |
| Fri | 11/20/09 | 7:00 PM | Peoria       | @ San Antonio |
| Sat | 11/21/09 | 7:00 PM | Peoria       | @ Chicago     |
| Wed | 11/25/09 | 7:00 PM | Abbotsford   | @ Peoria      |
| Fri | 11/27/09 | 7:00 PM | Manitoba     | @ Peoria      |
| Sat | 11/28/09 | 7:00 PM | Grand Rapids | @ Peoria      |

**DECEMBER**

|     |          |         |              |                |
|-----|----------|---------|--------------|----------------|
| Wed | 12/2/09  | 7:00 PM | Peoria       | @ Milwaukee    |
| Fri | 12/4/09  | 7:00 PM | Manitoba     | @ Peoria       |
| Sat | 12/5/09  | 7:00 PM | Peoria       | @ Grand Rapids |
| Wed | 12/9/09  | 7:30 PM | Peoria       | @ Texas        |
| Fri | 12/11/09 | 7:30 PM | Peoria       | @ Houston      |
| Sat | 12/12/09 | 7:00 PM | San Antonio  | @ Peoria       |
| Tue | 12/15/09 | 7:00 PM | Grand Rapids | @ Peoria       |
| Sat | 12/19/09 | 6:00 PM | Peoria       | @ Abbotsford   |
| Sun | 12/20/09 | 6:00 PM | Peoria       | @ Abbotsford   |
| Sun | 12/27/09 | 4:00 PM | Peoria       | @ Grand Rapids |
| Tue | 12/29/09 | 7:00 PM | Peoria       | @ Lake Erie    |
| Wed | 12/30/09 | 7:00 PM | Peoria       | @ Toronto      |
| Thu | 12/31/09 | 7:00 PM | Chicago      | @ Peoria       |

**JANUARY**

|     |         |         |           |                |
|-----|---------|---------|-----------|----------------|
| Sat | 1/2/10  | 7:00 PM | Peoria    | @ Chicago      |
| Fri | 1/8/10  | 7:00 PM | Toronto   | @ Peoria       |
| Sat | 1/9/10  | 7:00 PM | Peoria    | @ Chicago      |
| Sun | 1/10/10 | 3:00 PM | Milwaukee | @ Peoria       |
| Fri | 1/15/10 | 7:00 PM | Peoria    | @ Grand Rapids |

**Day Date Time Visiting Team @ Home Team**

**JANUARY (cont'd.)**

|     |         |         |          |            |
|-----|---------|---------|----------|------------|
| Sat | 1/16/10 | 7:00 PM | Rockford | @ Peoria   |
| Sun | 1/17/10 | 3:00 PM | Peoria   | @ Chicago  |
| Fri | 1/22/10 | 7:00 PM | Rockford | @ Peoria   |
| Sat | 1/23/10 | 7:00 PM | Chicago  | @ Peoria   |
| Fri | 1/29/10 | 7:05 PM | Peoria   | @ Rockford |
| Sat | 1/30/10 | 7:00 PM | Houston  | @ Peoria   |
| Sun | 1/31/10 | 6:00 PM | Texas    | @ Peoria   |

**FEBRUARY**

|     |         |         |             |                |
|-----|---------|---------|-------------|----------------|
| Wed | 2/3/10  | 7:00 PM | Peoria      | @ Houston      |
| Fri | 2/5/10  | 7:30 PM | Peoria      | @ Texas        |
| Sat | 2/6/10  | 7:00 PM | Peoria      | @ Texas        |
| Tue | 2/9/10  | 7:00 PM | Peoria      | @ Chicago      |
| Fri | 2/12/10 | 7:00 PM | San Antonio | @ Peoria       |
| Sat | 2/13/10 | 7:00 PM | San Antonio | @ Peoria       |
| Fri | 2/19/10 | 7:00 PM | Chicago     | @ Peoria       |
| Sat | 2/20/10 | 7:00 PM | Peoria      | @ Grand Rapids |
| Sun | 2/21/10 | 5:00 PM | Houston     | @ Peoria       |
| Tue | 2/23/10 | 7:00 PM | Texas       | @ Peoria       |
| Fri | 2/26/10 | 7:00 PM | Chicago     | @ Peoria       |
| Sat | 2/27/10 | 7:05 PM | Peoria      | @ Rockford     |
| Sun | 2/28/10 | 3:00 PM | Milwaukee   | @ Peoria       |

**MARCH**

|     |         |         |              |               |
|-----|---------|---------|--------------|---------------|
| Thu | 3/4/10  | 7:00 PM | Grand Rapids | @ Peoria      |
| Sat | 3/6/10  | 7:00 PM | Lake Erie    | @ Peoria      |
| Sun | 3/7/10  | 4:00 PM | Peoria       | @ Milwaukee   |
| Tue | 3/9/10  | 7:00 PM | Peoria       | @ San Antonio |
| Wed | 3/10/10 | 7:30 PM | Peoria       | @ Texas       |
| Fri | 3/12/10 | 7:30 PM | Peoria       | @ Houston     |
| Sun | 3/14/10 | 3:00 PM | Peoria       | @ San Antonio |
| Wed | 3/17/10 | 7:00 PM | Peoria       | @ San Antonio |
| Fri | 3/19/10 | 7:05 PM | Peoria       | @ Rockford    |
| Sun | 3/21/10 | 3:00 PM | Texas        | @ Peoria      |
| Wed | 3/24/10 | 7:00 PM | Chicago      | @ Peoria      |
| Fri | 3/26/10 | 7:05 PM | Peoria       | @ Rockford    |
| Sat | 3/27/10 | 7:00 PM | Houston      | @ Peoria      |
| Sun | 3/28/10 | 3:00 PM | Houston      | @ Peoria      |

**APRIL**

|     |         |         |           |             |
|-----|---------|---------|-----------|-------------|
| Thu | 4/1/10  | 7:00 PM | Lake Erie | @ Peoria    |
| Fri | 4/2/10  | 7:00 PM | Peoria    | @ Milwaukee |
| Sat | 4/3/10  | 7:00 PM | Lake Erie | @ Peoria    |
| Tue | 4/6/10  | 1:00 PM | Peoria    | @ Milwaukee |
| Fri | 4/9/10  | 7:30 PM | Peoria    | @ Manitoba  |
| Sat | 4/10/10 | 7:30 PM | Peoria    | @ Manitoba  |

## Alaska Aces

East Coast Hockey League

724 E. 15th Ave.,

Anchorage, AK 99501

907-258-2237 (phone)

907-278-4297 (fax)

Website: [www.alaskaaces.com](http://www.alaskaaces.com)

Arena: Sullivan Arena

Capacity: 6,251



---

### Ownership Group

Terry Parks – *Managing Member*

Dan Coffey – *Owner*

Jerry Mackie – *Owner*

Steve Adams – *Owner*

Rod Udd – *Owner*

Al Haynes – *Owner*

### Front Office

Brendan Desjardin – *Director of Ticket Sales & Merchandise*

Jack Michaels – *Vice President, Operations*

George Sandoval – *VP of Sales & Marketing*

Anna Bosco – *Senior Ticket Executive*

Brenda Gayton – *Account Executive*

Devon Hewlett – *Public Relations Coordinator*

Diane Johnson – *Director of Community Relations*

Crystal Norman – *Executive Assistant*

Vanessa Schlei – *Ticket Sales Representative*

Melanie San Angelo – *Account Executive*

### Hockey Operations

Brent Thompson – *Head Coach*

Jim Spooner – *Head Athletic Trainer*

Michael Burkhead – *Equipment Manager*



# 2008-09 Alaska Aces Statistics

## REGULAR SEASON

| No.    | PLAYER                   | POS | GP | G   | A   | PTS | +  | -    | PIM | PP  | PPA | SH | SHA | GW | FG | IG | OT | UA | EN | SOG | SOA  | SOGW  | SD%  | PVG  | PIM/G | Shots | Sh%   |
|--------|--------------------------|-----|----|-----|-----|-----|----|------|-----|-----|-----|----|-----|----|----|----|----|----|----|-----|------|-------|------|------|-------|-------|-------|
| 10     | Colin Hemingway          | RW  | 64 | 25  | 42  | 67  | 13 | 77   | 10  | 16  | 0   | 0  | 3   | 2  | 8  | 0  | 1  | 0  | 3  | 0   | 3    | 0     | 1.05 | 1.2  | 212   | 0.118 |       |
| 22     | Cam Keith                | RW  | 72 | 20  | 46  | 66  | 8  | 101  | 8   | 10  | 0   | 0  | 2   | 3  | 2  | 2  | 0  | 1  | 1  | 0   | 0    | 0     | 0    | 0.92 | 1.4   | 155   | 0.229 |
| 21     | Luke Erickson            | F   | 68 | 21  | 34  | 55  | 9  | 75   | 6   | 13  | 0   | 0  | 5   | 5  | 0  | 0  | 0  | 0  | 5  | 5   | 1    | 1     | 0    | 0.91 | 1.1   | 189   | 0.111 |
| 19     | Alexandre Imbeault       | C   | 64 | 20  | 27  | 47  | 4  | 50   | 6   | 11  | 0   | 0  | 6   | 3  | 3  | 1  | 1  | 0  | 2  | 4   | 0.25 | 0.89  | 3.58 | 0.72 | 139   | 0.067 |       |
| 41     | Matt Shasby              | D   | 68 | 7   | 39  | 46  | 10 | 60   | 2   | 21  | 0   | 0  | 2   | 0  | 2  | 0  | 0  | 1  | 0  | 0   | 0    | 0     | 0    | 0.68 | 0.88  | 100   | 0.07  |
| 17     | Brett Hemingway          | RW  | 58 | 10  | 32  | 42  | 4  | 50   | 3   | 9   | 0   | 0  | 2   | 3  | 0  | 0  | 0  | 0  | 0  | 0   | 0    | 0     | 0    | 0.72 | 0.86  | 112   | 0.089 |
| 15     | Ryan Miller              | D   | 61 | 10  | 30  | 40  | 4  | 20   | 5   | 21  | 0   | 0  | 0   | 3  | 0  | 2  | 1  | 0  | 0  | 0   | 0    | 0     | 0    | 0.66 | 0.33  | 158   | 0.063 |
| 12     | Scott Burt               | LW  | 65 | 20  | 19  | 39  | -2 | 129  | 6   | 4   | 1   | 3  | 5   | 3  | 3  | 1  | 1  | 0  | 1  | 2   | 0    | 0.5   | 0.6  | 1.98 | 1.30  | 154   | 0.154 |
| 71     | Lance Galbraith          | LW  | 46 | 18  | 18  | 36  | 0  | 43   | 6   | 10  | 0   | 0  | 2   | 3  | 2  | 0  | 0  | 0  | 0  | 0   | 1    | 0     | 0    | 0.78 | 3.11  | 96    | 0.188 |
| 37     | Matt Stefanishon (total) | RW  | 39 | 18  | 13  | 31  | 7  | 137  | 4   | 7   | 3   | 0  | 3   | 2  | 0  | 2  | 0  | 1  | 5  | 0   | 0.2  | 0.79  | 3.51 | 1.34 | 134   | 0.134 |       |
|        | AK                       | RW  | 19 | 10  | 7   | 17  | 4  | 68   | 3   | 5   | 0   | 0  | 1   | 2  | 0  | 1  | 0  | 1  | 4  | 0   | 0    | 0     | 0.7  | 3.45 | 102   | 0.129 |       |
| 26     | Vladimir Novak           | C   | 72 | 12  | 16  | 28  | -2 | 136  | 0   | 0   | 0   | 3  | 0   | 2  | 0  | 1  | 0  | 2  | 0  | 3   | 0    | 0.39  | 0.22 | 156  | 0.077 |       |       |
| 74     | Nick Tuzolino            | D   | 61 | 6   | 21  | 27  | 2  | 164  | 3   | 6   | 0   | 1  | 0   | 0  | 0  | 0  | 0  | 0  | 0  | 0   | 0    | 0     | 0    | 0.44 | 2.2   | 112   | 0.054 |
| 11     | Erik Fabian              | F   | 44 | 10  | 14  | 24  | 6  | 29   | 1   | 0   | 2   | 0  | 2   | 2  | 1  | 0  | 0  | 1  | 0  | 0   | 0    | 0     | 0    | 0.55 | 0.66  | 73    | 0.137 |
| 20     | Josh Soares              | C   | 12 | 11  | 11  | 22  | 9  | 6    | 5   | 5   | 1   | 0  | 1   | 2  | 0  | 0  | 1  | 1  | 1  | 1   | 0    | 1     | 1.83 | 0.5  | 53    | 0.208 |       |
| 29     | Tomas Kana               | F   | 30 | 6   | 14  | 20  | -4 | 165  | 0   | 1   | 0   | 0  | 0   | 0  | 0  | 0  | 0  | 2  | 2  | 2   | 0    | 0     | 0.67 | 2.17 | 58    | 0.103 |       |
| 16     | Jordan Foreman           | F   | 40 | 9   | 5   | 14  | -6 | 105  | 1   | 0   | 0   | 0  | 0   | 1  | 1  | 0  | 0  | 0  | 0  | 0   | 0    | 0     | 0    | 0.35 | 2.63  | 37    | 0.243 |
| 9      | Derick Martin            | D   | 54 | 1   | 11  | 12  | 12 | 134  | 0   | 0   | 0   | 0  | 1   | 0  | 0  | 0  | 0  | 0  | 0  | 0   | 0    | 0     | 0    | 0.22 | 0.81  | 52    | 0.019 |
| 25     | Erik Felde               | LW  | 29 | 5   | 2   | 7   | -3 | 44   | 2   | 0   | 0   | 0  | 1   | 1  | 0  | 0  | 0  | 0  | 0  | 0   | 0    | 0     | 0    | 0.24 | 0.55  | 35    | 0.143 |
| 58     | Ryan Turek               | D   | 35 | 3   | 3   | 6   | 7  | 26   | 0   | 0   | 0   | 1  | 0   | 0  | 0  | 1  | 0  | 0  | 0  | 0   | 0    | 0     | 0    | 0.17 | 0.74  | 47    | 0.064 |
| 25     | Mike Curry               | RW  | 12 | 1   | 2   | 3   | -3 | 10   | 0   | 0   | 0   | 0  | 0   | 0  | 0  | 0  | 0  | 0  | 0  | 0   | 0    | 0     | 0    | 0.25 | 0.83  | 8     | 0.125 |
| 4      | B.J. Crum (total)        | D   | 51 | 1   | 2   | 3   | 0  | 66   | 0   | 0   | 0   | 0  | 0   | 1  | 0  | 0  | 0  | 0  | 0  | 0   | 0    | 0     | 0    | 0.06 | 1.29  | 38    | 0.026 |
|        | AK                       | D   | 18 | 0   | 1   | 1   | -2 | 34   | 0   | 0   | 0   | 0  | 0   | 0  | 0  | 0  | 0  | 0  | 0  | 0   | 0    | 0     | 0    | 0.06 | 1.89  | 16    | 0.063 |
|        | AK                       | D   | 33 | 0   | 2   | 2   | 2  | 32   | 0   | 0   | 0   | 0  | 0   | 0  | 0  | 0  | 0  | 0  | 0  | 0   | 0    | 0     | 0    | 0.06 | 0.97  | 22    | 0.0   |
| 25     | Tyson Marsh (total)      | D   | 8  | 0   | 3   | 3   | 2  | 16   | 0   | 0   | 0   | 0  | 0   | 0  | 0  | 0  | 0  | 0  | 0  | 0   | 0    | 0     | 0    | 0.38 | 2     | 13    | 0     |
|        | REA                      | D   | 8  | 0   | 3   | 3   | 2  | 16   | 0   | 0   | 0   | 0  | 0   | 0  | 0  | 0  | 0  | 0  | 0  | 0   | 0    | 0     | 0    | 0.38 | 2     | 13    | 0     |
| 6      | Alexander Hellstrom      | D   | 9  | 0   | 3   | 3   | 4  | 7    | 0   | 0   | 0   | 0  | 0   | 0  | 0  | 0  | 0  | 0  | 0  | 0   | 0    | 0     | 0    | 0.33 | 0.78  | 5     | 0     |
| 6      | Mike Gauthier (total)    | D   | 10 | 1   | 1   | 2   | 0  | 17   | 0   | 0   | 0   | 0  | 0   | 1  | 0  | 0  | 0  | 0  | 0  | 0   | 0    | 0     | 0    | 0.2  | 1.7   | 7     | 0.143 |
|        | AK                       | D   | 10 | 1   | 1   | 2   | 0  | 17   | 0   | 0   | 0   | 0  | 0   | 0  | 0  | 0  | 0  | 0  | 0  | 0   | 0    | 0     | 0    | 0.2  | 1.7   | 7     | 0.143 |
| 3      | T.J. Fast                | D   | 9  | 0   | 1   | 1   | 1  | 6    | 0   | 0   | 0   | 0  | 0   | 0  | 0  | 0  | 0  | 0  | 0  | 0   | 0    | 0     | 0    | 0.11 | 0.67  | 12    | 0.0   |
| 44     | Lee Green                | D   | 18 | 0   | 1   | 1   | 1  | 24   | 0   | 0   | 0   | 0  | 0   | 0  | 0  | 0  | 0  | 0  | 0  | 0   | 0    | 0     | 0    | 0.06 | 1.33  | 7     | 0     |
| 52     | Robin Richards           | LW  | 30 | 0   | 1   | 1   | -4 | 160  | 0   | 0   | 0   | 0  | 0   | 0  | 0  | 0  | 0  | 0  | 0  | 0   | 0    | 0     | 0    | 0.03 | 5.33  | 13    | 0     |
| 31     | Matt Lundin              | G   | 1  | 0   | 0   | 0   | 0  | 0    | 0   | 0   | 0   | 0  | 0   | 0  | 0  | 0  | 0  | 0  | 0  | 0   | 0    | 0     | 0    | 0    | 0     | 0     | 0     |
| 35     | Trevor Lunn (total)      | G   | 1  | 0   | 0   | 0   | 0  | 0    | 0   | 0   | 0   | 0  | 0   | 0  | 0  | 0  | 0  | 0  | 0  | 0   | 0    | 0     | 0    | 0    | 0     | 0     | 0     |
|        | PHX                      | G   | 1  | 0   | 0   | 0   | 0  | 0    | 0   | 0   | 0   | 0  | 0   | 0  | 0  | 0  | 0  | 0  | 0  | 0   | 0    | 0     | 0    | 0    | 0     | 0     | 0     |
| 31     | Chris Holt               | G   | 5  | 0   | 0   | 0   | 0  | 0    | 0   | 0   | 0   | 0  | 0   | 0  | 0  | 0  | 0  | 0  | 0  | 0   | 0    | 0     | 0    | 0    | 0     | 0     | 0     |
| 35     | Marek Schwarz            | G   | 5  | 0   | 0   | 0   | 0  | 0    | 0   | 0   | 0   | 0  | 0   | 0  | 0  | 0  | 0  | 0  | 0  | 0   | 0    | 0     | 0    | 0    | 0     | 0     | 0     |
| 31     | Kevin Regan (total)      | G   | 6  | 0   | 0   | 0   | 0  | 2    | 0   | 0   | 0   | 0  | 0   | 0  | 0  | 0  | 0  | 0  | 0  | 0   | 0    | 0     | 0    | 0    | 0.33  | 0     | 0     |
|        | GW                       | G   | 2  | 0   | 0   | 0   | 0  | 0    | 0   | 0   | 0   | 0  | 0   | 0  | 0  | 0  | 0  | 0  | 0  | 0   | 0    | 0     | 0    | 0    | 0     | 0     | 0     |
|        | AK                       | G   | 4  | 0   | 0   | 0   | 0  | 2    | 0   | 0   | 0   | 0  | 0   | 0  | 0  | 0  | 0  | 0  | 0  | 0   | 0    | 0     | 0    | 0    | 0.5   | 0     | 0     |
| 24     | Ed Hill                  | D   | 16 | 0   | 0   | 0   | -5 | 13   | 0   | 0   | 0   | 0  | 0   | 0  | 0  | 0  | 0  | 0  | 0  | 0   | 0    | 0     | 0    | 0.81 | 1.4   | 0     | 0     |
| 23     | Kevin Nastiuk (total)    | G   | 23 | 0   | 0   | 0   | 0  | 2    | 0   | 0   | 0   | 0  | 0   | 0  | 0  | 0  | 0  | 0  | 0  | 0   | 0    | 0     | 0    | 0    | 0.09  | 0     | 0     |
|        | GW                       | G   | 17 | 0   | 0   | 0   | 0  | 0    | 0   | 0   | 0   | 0  | 0   | 0  | 0  | 0  | 0  | 0  | 0  | 0   | 0    | 0     | 0    | 0    | 0     | 0     | 0     |
|        | AK                       | G   | 6  | 0   | 0   | 0   | 0  | 2    | 0   | 0   | 0   | 0  | 0   | 0  | 0  | 0  | 0  | 0  | 0  | 0   | 0    | 0     | 0    | 0    | 0.33  | 0     | 0     |
| 1      | Jean-Philippe Lamoureux  | G   | 52 | 0   | 0   | 0   | 0  | 10   | 0   | 0   | 0   | 0  | 0   | 0  | 0  | 0  | 0  | 0  | 0  | 0   | 0    | 0     | 0    | 0    | 0.19  | 1     | 0     |
|        | BENCH                    | G   | 72 | 5   |     |     |    |      |     |     |     |    |     |    |    |    |    |    |    |     |      |       |      |      | 5     |       |       |
| TOTALS |                          |     | 72 | 232 | 417 | 644 | 95 | 1537 | 68  | 134 | 10  | 10 | 40  | 35 | 27 | 4  | 5  | 7  | 11 | 27  | 5    | 0.407 | 0.53 | 1.26 | 2187  | 0.104 |       |

## PLAYOFFS

| No. | PLAYER             | POS | GP | G  | A  | PTS | +  | -  | PIM | PP | PPA | SH | SHA | GW | FG | IG | OT | UA | EN | SOG | SOA | SOGW | SD% | PVG  | PIM/G | Shots | Sh%   |
|-----|--------------------|-----|----|----|----|-----|----|----|-----|----|-----|----|-----|----|----|----|----|----|----|-----|-----|------|-----|------|-------|-------|-------|
| 20  | Josh Soares        | C   | 21 | 10 | 18 | 28  | 10 | 19 | 2   | 7  | 0   | 0  | 4   | 0  | 0  | 0  | 1  | 0  | 0  | 0   | 0   | 0    | 0   | 1.33 | 0.9   | 83    | 0.12  |
| 10  | Colin Hemingway    | RW  | 21 | 9  | 16 | 25  | 12 | 14 | 3   | 5  | 0   | 0  | 3   | 2  | 3  | 1  | 0  | 0  | 0  | 0   | 0   | 0    | 0   | 1.19 | 0.67  | 70    | 0.129 |
| 22  | Cam Keith          | RW  | 20 | 17 | 20 | 37  | 2  | 2  | 3   | 0  | 1   | 0  | 1   | 1  | 1  | 0  | 21 | 1  | 0  | 0   | 0   | 0    | 0   | 1.15 | 0.29  | 97    | 0.077 |
| 19  | Alexandre Imbeault | C   | 20 | 7  | 12 | 19  | -2 | 10 | 3   | 5  | 0   | 0  | 1   | 0  | 2  | 0  | 0  | 0  | 0  | 0   | 0   | 0    | 0   | 0.95 | 0.5   | 58    | 0.121 |
| 71  | Lance Galbraith    | LW  | 21 | 10 | 4  | 14  | 4  | 41 | 3   | 0  | 0   | 0  | 2   | 4  | 3  | 0  | 0  | 0  | 0  | 0   | 0   | 0    | 0   | 0.67 | 1.95  | 62    | 0.161 |
| 15  | Ryan Miller        | D   | 21 | 1  | 10 | 11  | -6 | 12 | 1   | 7  | 0   | 0  | 1   | 1  | 0  | 0  | 0  | 0  | 0  | 0   | 0   | 0    | 0   | 0.52 | 0.57  | 40    | 0.025 |
| 37  | Matt Stefanishon   | RW  | 16 | 6  | 3  | 9   | 4  | 81 | 1   | 0  | 0   | 0  | 2   | 1  | 1  | 0  | 0  | 0  | 0  | 0   | 0   | 0    | 0   | 0.56 | 5.06  | 52    | 0.115 |
| 12  | Scott Burt         | LW  | 21 | 6  | 2  | 8   | 4  | 50 | 1   | 0  | 0   | 0  | 0   | 1  | 2  | 0  | 2  | 2  | 0  | 0   | 0   | 0    | 0   | 0.38 | 2.38  | 38    | 0.158 |
| 21  | Luke Erickson      | F   | 21 | 5  | 3  | 8   | 1  | 8  | 2   | 1  | 0   | 0  | 0   | 2  | 1  | 0  | 0  | 0  | 0  | 0   | 0   | 0    | 0   | 0.38 | 0.38  | 55    | 0.091 |
| 41  | Matt Shasby        | D   | 20 | 2  | 6  | 8   | 1  | 8  | 22  | 1  | 5   | 0  | 1   | 0  | 0  | 0  | 0  | 0  | 0  | 0   | 0   | 0    | 0   | 0.4  | 1.1   | 17    | 0.118 |
| 55  | Ryan Turek         | D   | 19 | 1  | 6  | 7   | 9  | 8  | 0   | 0  | 0   | 0  | 1   | 0  | 0  | 0  | 0  | 0  | 0  | 0   | 0   | 0    | 0   | 0.37 | 0.42  | 20    | 0.015 |
| 26  | Vladimir Novak     | C   | 21 | 5  | 1  | 6   | -3 | 6  | 0   | 0  | 0   | 2  | 0   | 0  | 0  | 1  | 0  | 1  | 1  | 0   | 0   | 0    | 0   | 0.29 | 0.29  | 41    | 0.122 |
| 9   | Derick Martin      | D   | 21 | 0  | 6  | 6   | 12 | 61 | 0   | 0  | 0   | 1  | 0   | 0  | 0  | 0  | 0  | 0  | 0  | 0   | 0   | 0    | 0   | 0.29 | 2.9   | 15    | 0     |
| 3   | T.J. Fast          | D   | 18 | 0  | 5  | 5   | 2  | 11 | 0   | 2  | 0   | 0  | 0   | 0  | 0  | 0  | 0  | 0  | 0  | 0   | 0   | 0    | 0   | 0.28 | 0.61  | 19    | 0     |
| 29  | Tomas Kana         | F   | 21 | 1  | 2  | 3   | -1 | 10 | 1   | 0  | 0   | 0  | 0   | 0  | 0  | 0  | 0  | 0  | 0  | 0   | 0   | 0    | 0   | 0.14 | 0.48  | 19    | 0.053 |
| 17  | Brett Hemingway    | RW  | 7  | 0  | 2  | 2   | -3 | 9  | 0   | 1  | 0   | 0  | 0   | 0  | 0  | 0  | 0  | 0  | 0  | 0   | 0   | 0    | 0   | 0.29 | 1.29  | 13    | 0     |
| 24  | Tyson Marsh        | D   | 19 | 0  | 1  |     |    |    |     |    |     |    |     |    |    |    |    |    |    |     |     |      |     |      |       |       |       |

# 2009-10 Alaska Aces (ECHL) Schedule

All times Alaska Standard Time  
HOME GAMES in CAPS

## OCTOBER

|          |    |             |         |
|----------|----|-------------|---------|
| Friday   | 16 | VICTORIA    | 7:15 PM |
| Saturday | 17 | VICTORIA    | 7:15 PM |
| Monday   | 19 | VICTORIA    | 7:15 PM |
| Thursday | 22 | @ Las Vegas | 6:05 PM |
| Friday   | 23 | @ Las Vegas | 6:05 PM |
| Saturday | 24 | @ Las Vegas | 6:05 PM |
| Friday   | 30 | IDAHO       | 7:15 PM |
| Saturday | 31 | IDAHO       | 7:15 PM |

## NOVEMBER

|           |    |               |         |
|-----------|----|---------------|---------|
| Sunday    | 1  | IDAHO         | 5:05 PM |
| Friday    | 6  | @ Stockton    | 6:30 PM |
| Saturday  | 7  | @ Stockton    | 6:30 PM |
| Sunday    | 8  | @ Ontario     | 4:00 PM |
| Friday    | 13 | BAKERSFIELD   | 7:15 PM |
| Saturday  | 14 | BAKERSFIELD   | 7:15 PM |
| Thursday  | 19 | @ Bakersfield | 6:00 PM |
| Friday    | 20 | @ Bakersfield | 6:00 PM |
| Sunday    | 22 | @ Bakersfield | 4:00 PM |
| Wednesday | 25 | @ Utah        | 5:05 PM |
| Friday    | 27 | @ Utah        | 5:05 PM |
| Saturday  | 28 | @ Utah        | 5:30 PM |

## DECEMBER

|           |    |            |         |
|-----------|----|------------|---------|
| Thursday  | 3  | @ Idaho    | 5:10 PM |
| Friday    | 4  | @ Idaho    | 5:10 PM |
| Friday    | 11 | STOCKTON   | 7:15 PM |
| Saturday  | 12 | STOCKTON   | 7:15 PM |
| Sunday    | 13 | STOCKTON   | 5:05 PM |
| Friday    | 18 | @ Idaho    | 5:10 PM |
| Saturday  | 19 | @ Idaho    | 5:10 PM |
| Sunday    | 27 | @ Victoria | 4:05 PM |
| Monday    | 28 | @ Victoria | 6:05 PM |
| Wednesday | 30 | ONTARIO    | 7:15 PM |
| Thursday  | 31 | ONTARIO    | 7:15 PM |

## JANUARY

|           |    |               |         |
|-----------|----|---------------|---------|
| Saturday  | 2  | VICTORIA      | 7:15 PM |
| Sunday    | 3  | VICTORIA      | 5:05 PM |
| Monday    | 4  | VICTORIA      | 7:15 PM |
| Wednesday | 6  | UTAH          | 7:15 PM |
| Friday    | 8  | UTAH          | 7:15 PM |
| Saturday  | 9  | UTAH          | 7:15 PM |
| Friday    | 15 | LAS VEGAS     | 7:15 PM |
| Saturday  | 16 | LAS VEGAS     | 7:15 PM |
| Friday    | 22 | @ Stockton    | 6:30 PM |
| Saturday  | 23 | @ Stockton    | 6:30 PM |
| Wednesday | 27 | @ Bakersfield | 6:00 PM |
| Friday    | 29 | @ Ontario     | 6:30 PM |
| Saturday  | 30 | @ Ontario     | 6:00 PM |

## FEBRUARY

|           |    |             |         |
|-----------|----|-------------|---------|
| Wednesday | 3  | BAKERSFIELD | 7:15 PM |
| Friday    | 5  | BAKERSFIELD | 7:15 PM |
| Saturday  | 6  | BAKERSFIELD | 7:15 PM |
| Thursday  | 11 | @ Victoria  | 6:05 PM |
| Saturday  | 13 | @ Victoria  | 6:05 PM |
| Sunday    | 14 | @ Victoria  | Noon    |
| Friday    | 19 | LAS VEGAS   | 7:15 PM |
| Saturday  | 20 | LAS VEGAS   | 7:15 PM |
| Sunday    | 21 | LAS VEGAS   | 5:05 PM |
| Wednesday | 24 | @ Idaho     | 5:10 PM |
| Friday    | 26 | @ Idaho     | 5:10 PM |
| Saturday  | 27 | @ Idaho     | 5:10 PM |

## MARCH

|           |    |             |         |
|-----------|----|-------------|---------|
| Wednesday | 3  | UTAH        | 7:15 PM |
| Thursday  | 4  | UTAH        | 7:15 PM |
| Wednesday | 10 | ONTARIO     | 7:15 PM |
| Friday    | 12 | ONTARIO     | 7:15 PM |
| Saturday  | 13 | ONTARIO     | 7:15 PM |
| Thursday  | 18 | @ Las Vegas | 6:05 PM |
| Friday    | 19 | @ Las Vegas | 6:05 PM |
| Saturday  | 20 | @ Las Vegas | 6:05 PM |
| Wednesday | 24 | @ Ontario   | 6:00 PM |
| Friday    | 26 | @ Ontario   | 6:30 PM |
| Saturday  | 27 | @ Ontario   | 6:00 PM |
| Tuesday   | 30 | IDAHO       | 7:15 PM |
| Wednesday | 31 | IDAHO       | 7:15 PM |

## APRIL

|          |   |          |         |
|----------|---|----------|---------|
| Friday   | 2 | STOCKTON | 7:15 PM |
| Saturday | 3 | STOCKTON | 7:15 PM |



KACHUK

7

ST. LOUIS BLUES

7

BLUES-TWENTY

TPS

TURBO HD



SWD

SIDELINE POWER



# 2008-09 SEASON RECAP





## Final Standings

### NHL DIVISION STANDINGS

#### EASTERN CONFERENCE

##### NORTHEAST DIVISION

|          | GP   | W  | L  | OTL | GF | GA  | PTS |     |
|----------|------|----|----|-----|----|-----|-----|-----|
| BOSTON   | (1)  | 82 | 53 | 19  | 10 | 274 | 196 | 116 |
| MONTREAL | (8)  | 82 | 41 | 30  | 11 | 249 | 247 | 93  |
| BUFFALO  | (10) | 82 | 41 | 32  | 9  | 250 | 234 | 91  |
| OTTAWA   | (11) | 82 | 36 | 35  | 11 | 217 | 237 | 83  |
| TORONTO  | (12) | 82 | 34 | 35  | 13 | 250 | 293 | 81  |

##### ATLANTIC DIVISION

|              | GP   | W  | L  | OTL | GF | GA  | PTS |     |
|--------------|------|----|----|-----|----|-----|-----|-----|
| NEW JERSEY   | (3)  | 82 | 51 | 27  | 4  | 244 | 209 | 106 |
| PITTSBURGH   | (4)  | 82 | 45 | 28  | 9  | 264 | 239 | 99  |
| PHILADELPHIA | (5)  | 82 | 44 | 27  | 11 | 264 | 238 | 99  |
| NY RANGERS   | (7)  | 82 | 43 | 30  | 9  | 210 | 218 | 95  |
| NY ISLANDERS | (15) | 82 | 26 | 47  | 9  | 201 | 279 | 61  |

##### SOUTHEAST DIVISION

|            | GP   | W  | L  | OTL | GF | GA  | PTS |     |
|------------|------|----|----|-----|----|-----|-----|-----|
| WASHINGTON | (2)  | 82 | 50 | 24  | 8  | 272 | 245 | 108 |
| CAROLINA   | (6)  | 82 | 45 | 30  | 7  | 239 | 226 | 97  |
| FLORIDA    | (9)  | 82 | 41 | 30  | 11 | 234 | 231 | 93  |
| ATLANTA    | (13) | 82 | 35 | 41  | 6  | 257 | 280 | 76  |
| TAMPA BAY  | (14) | 82 | 24 | 40  | 18 | 210 | 279 | 66  |

#### WESTERN CONFERENCE

##### CENTRAL DIVISION

|                  | GP         | W         | L         | OTL       | GF        | GA         | PTS        |           |
|------------------|------------|-----------|-----------|-----------|-----------|------------|------------|-----------|
| DETROIT          | (2)        | 82        | 51        | 21        | 10        | 295        | 244        | 112       |
| CHICAGO          | (4)        | 82        | 46        | 24        | 12        | 264        | 216        | 104       |
| <b>ST. LOUIS</b> | <b>(6)</b> | <b>82</b> | <b>41</b> | <b>31</b> | <b>10</b> | <b>233</b> | <b>233</b> | <b>92</b> |
| COLUMBUS         | (7)        | 82        | 41        | 31        | 10        | 226        | 230        | 92        |
| NASHVILLE        | (10)       | 82        | 40        | 34        | 8         | 213        | 233        | 88        |

##### PACIFIC DIVISION

|             | GP   | W  | L  | OTL | GF | GA  | PTS |     |
|-------------|------|----|----|-----|----|-----|-----|-----|
| SAN JOSE    | (1)  | 82 | 53 | 18  | 11 | 257 | 204 | 117 |
| ANAHEIM     | (8)  | 82 | 42 | 33  | 7  | 245 | 238 | 91  |
| DALLAS      | (12) | 82 | 36 | 35  | 11 | 230 | 257 | 83  |
| PHOENIX     | (13) | 82 | 36 | 39  | 7  | 208 | 252 | 79  |
| LOS ANGELES | (14) | 82 | 34 | 37  | 11 | 207 | 234 | 79  |

##### NORTHWEST DIVISION

|           | GP   | W  | L  | OTL | GF | GA  | PTS |     |
|-----------|------|----|----|-----|----|-----|-----|-----|
| VANCOUVER | (3)  | 82 | 45 | 27  | 10 | 246 | 220 | 100 |
| CALGARY   | (5)  | 82 | 46 | 30  | 6  | 254 | 248 | 98  |
| MINNESOTA | (9)  | 82 | 40 | 33  | 9  | 219 | 200 | 89  |
| EDMONTON  | (11) | 82 | 38 | 35  | 9  | 234 | 248 | 85  |
| COLORADO  | (15) | 82 | 32 | 45  | 5  | 199 | 257 | 69  |

### TEAM STANDINGS BY CONFERENCE

#### EASTERN CONFERENCE

|              | GP | W  | L  | OTL | GF  | GA  | PTS |
|--------------|----|----|----|-----|-----|-----|-----|
| BOSTON       | 82 | 53 | 19 | 10  | 274 | 196 | 116 |
| WASHINGTON   | 82 | 50 | 24 | 8   | 272 | 245 | 108 |
| NEW JERSEY   | 82 | 51 | 27 | 4   | 244 | 209 | 106 |
| PITTSBURGH   | 82 | 45 | 28 | 9   | 264 | 239 | 99  |
| PHILADELPHIA | 82 | 44 | 27 | 11  | 264 | 238 | 99  |
| CAROLINA     | 82 | 45 | 30 | 7   | 239 | 226 | 97  |
| NY RANGERS   | 82 | 43 | 30 | 9   | 210 | 218 | 95  |
| MONTREAL     | 82 | 41 | 30 | 11  | 249 | 247 | 93  |
| FLORIDA      | 82 | 41 | 30 | 11  | 234 | 231 | 93  |
| BUFFALO      | 82 | 41 | 32 | 9   | 250 | 234 | 91  |
| OTTAWA       | 82 | 36 | 35 | 11  | 217 | 237 | 83  |
| TORONTO      | 82 | 34 | 35 | 13  | 250 | 293 | 81  |
| ATLANTA      | 82 | 35 | 41 | 6   | 257 | 280 | 76  |
| TAMPA BAY    | 82 | 24 | 40 | 18  | 210 | 279 | 66  |
| NY ISLANDERS | 82 | 26 | 47 | 9   | 201 | 279 | 61  |

#### WESTERN CONFERENCE

|                  | GP        | W         | L         | OTL       | GF         | GA         | PTS       |
|------------------|-----------|-----------|-----------|-----------|------------|------------|-----------|
| SAN JOSE         | 82        | 53        | 18        | 11        | 257        | 204        | 117       |
| DETROIT          | 82        | 51        | 21        | 10        | 295        | 244        | 112       |
| VANCOUVER        | 82        | 45        | 27        | 10        | 246        | 220        | 100       |
| CHICAGO          | 82        | 46        | 24        | 12        | 264        | 216        | 104       |
| CALGARY          | 82        | 46        | 30        | 6         | 254        | 248        | 98        |
| <b>ST. LOUIS</b> | <b>82</b> | <b>41</b> | <b>31</b> | <b>10</b> | <b>233</b> | <b>233</b> | <b>92</b> |
| COLUMBUS         | 82        | 41        | 31        | 10        | 226        | 230        | 92        |
| ANAHEIM          | 82        | 42        | 33        | 7         | 245        | 238        | 91        |
| MINNESOTA        | 82        | 40        | 33        | 9         | 219        | 200        | 89        |
| NASHVILLE        | 82        | 40        | 34        | 8         | 213        | 233        | 88        |
| EDMONTON         | 82        | 38        | 35        | 9         | 234        | 248        | 85        |
| DALLAS           | 82        | 36        | 35        | 11        | 230        | 257        | 83        |
| PHOENIX          | 82        | 36        | 39        | 7         | 208        | 252        | 79        |
| LOS ANGELES      | 82        | 34        | 37        | 11        | 207        | 234        | 79        |
| COLORADO         | 82        | 32        | 45        | 5         | 199        | 257        | 69        |

# 2008-2009 Season Recap

## League Leaders

### NHL SCORING LEADERS

| PLAYER             | TEAM         | GP | G  | A  | PTS | +/- | PIM | PP | SH | GW | S   | PCTG |
|--------------------|--------------|----|----|----|-----|-----|-----|----|----|----|-----|------|
| EVGENI MALKIN      | PITTSBURGH   | 82 | 35 | 78 | 113 | 17  | 80  | 14 | 2  | 4  | 290 | 12.1 |
| ALEXANDER OVECHKIN | WASHINGTON   | 79 | 56 | 54 | 110 | 8   | 72  | 19 | 1  | 10 | 528 | 10.6 |
| SIDNEY CROSBY      | PITTSBURGH   | 77 | 33 | 70 | 103 | 3   | 76  | 7  | 0  | 3  | 238 | 13.9 |
| PAVEL DATSYUK      | DETROIT      | 81 | 32 | 65 | 97  | 34  | 22  | 11 | 1  | 3  | 248 | 12.9 |
| ZACH PARISE        | NEW JERSEY   | 82 | 45 | 49 | 94  | 30  | 24  | 14 | 0  | 8  | 364 | 12.4 |
| ILYA KOVALCHUK     | ATLANTA      | 79 | 43 | 48 | 91  | -12 | 50  | 12 | 0  | 6  | 275 | 15.6 |
| RYAN GETZLAF       | ANAHEIM      | 81 | 25 | 66 | 91  | 5   | 121 | 9  | 0  | 2  | 227 | 11.0 |
| JAROME IGINLA      | CALGARY      | 82 | 35 | 54 | 89  | -2  | 37  | 10 | 0  | 4  | 289 | 12.1 |
| MARC SAVARD        | BOSTON       | 82 | 25 | 63 | 88  | 25  | 70  | 9  | 0  | 5  | 213 | 11.7 |
| NICKLAS BACKSTROM  | WASHINGTON   | 82 | 22 | 66 | 88  | 16  | 46  | 14 | 0  | 1  | 174 | 12.6 |
| JOE THORNTON       | SAN JOSE     | 82 | 25 | 61 | 86  | 16  | 56  | 11 | 0  | 3  | 139 | 18.0 |
| JEFF CARTER        | PHILADELPHIA | 82 | 46 | 38 | 84  | 23  | 68  | 13 | 4  | 12 | 342 | 13.5 |
| MIKE CAMMALLERI    | CALGARY      | 81 | 39 | 43 | 82  | -2  | 44  | 19 | 0  | 6  | 255 | 15.3 |
| DANIEL SEDIN       | VANCOUVER    | 82 | 31 | 51 | 82  | 24  | 36  | 9  | 0  | 7  | 285 | 10.9 |
| HENRIK SEDIN       | VANCOUVER    | 82 | 22 | 60 | 82  | 22  | 48  | 4  | 0  | 8  | 143 | 15.4 |

### DEFENSEMEN SCORING LEADERS

| PLAYER            | TEAM       | GP | G  | A  | PTS | +/- | PIM | PP | SH | GW | S   | PCTG |
|-------------------|------------|----|----|----|-----|-----|-----|----|----|----|-----|------|
| MIKE GREEN        | WASHINGTON | 68 | 31 | 42 | 73  | 24  | 68  | 18 | 1  | 4  | 243 | 12.8 |
| ANDREI MARKOV     | MONTREAL   | 78 | 12 | 52 | 64  | -2  | 36  | 7  | 0  | 3  | 165 | 7.3  |
| NICKLAS LIDSTRM   | DETROIT    | 78 | 16 | 43 | 59  | 31  | 30  | 10 | 0  | 4  | 180 | 8.9  |
| SCOTT NIEDERMAYER | ANAHEIM    | 82 | 14 | 45 | 59  | -8  | 70  | 9  | 0  | 2  | 178 | 7.9  |
| BRIAN RAFALSKI    | DETROIT    | 78 | 10 | 49 | 59  | 17  | 20  | 5  | 0  | 1  | 141 | 7.1  |

### GOAL SCORING

| PLAYER          | TEAM         | GP | G  | PLAYER             | TEAM       | GP | A  |
|-----------------|--------------|----|----|--------------------|------------|----|----|
| ALEX OVECHKIN   | WASHINGTON   | 79 | 56 | EVGENI MALKIN      | PITTSBURGH | 82 | 78 |
| JEFF CARTER     | PHILADELPHIA | 82 | 46 | SIDNEY CROSBY      | PITTSBURGH | 77 | 70 |
| ZACH PARISE     | NEW JERSEY   | 82 | 45 | RYAN GETZLAF       | ANAHEIM    | 81 | 66 |
| ILYA KOVALCHUK  | ATLANTA      | 79 | 43 | NICKLAS BACKSTROM  | WASHINGTON | 82 | 66 |
| THOMAS VANEK    | BUFFALO      | 73 | 40 | PAVEL DATSYUK      | DETROIT    | 81 | 65 |
| MARIAN HOSSA    | DETROIT      | 74 | 40 | MARC SAVARD        | BOSTON     | 82 | 63 |
| RICK NASH       | COLUMBUS     | 78 | 40 | JOE THORNTON       | SAN JOSE   | 82 | 61 |
| ERIC STAAL      | CAROLINA     | 82 | 40 | HENRIK SEDIN       | VANCOUVER  | 82 | 60 |
| MIKE CAMMALLERI | CALGARY      | 81 | 39 | MIKE RIBEIRO       | DALLAS     | 82 | 56 |
| DANY HEATLEY    | OTTAWA       | 82 | 39 | ALEXANDER OVECHKIN | WASHINGTON | 79 | 54 |

### ASSISTS

### POWER-PLAY GOALS

| NAME               | TEAM             | GP        | PPG       | NAME            | TEAM         | GP | SHG |
|--------------------|------------------|-----------|-----------|-----------------|--------------|----|-----|
| THOMAS VANEK       | BUFFALO          | 73        | 20        | MIKE RICHARDS   | PHILADELPHIA | 79 | 7   |
| ALEXANDER OVECHKIN | WASHINGTON       | 79        | 19        | PATRICK MARLEAU | SAN JOSE     | 76 | 5   |
| MIKE CAMMALLERI    | CALGARY          | 81        | 19        | RICK NASH       | COLUMBUS     | 78 | 5   |
| MIKE GREEN         | WASHINGTON       | 68        | 18        | SEAN BERGENHEIM | NY ISLANDERS | 59 | 4   |
| TEEMU SELANNE      | ANAHEIM          | 65        | 16        | *KRIS VERSTEEG  | CHICAGO      | 78 | 4   |
| <b>BRAD BOYES</b>  | <b>ST. LOUIS</b> | <b>82</b> | <b>16</b> | SIMON GAGNE     | PHILADELPHIA | 79 | 4   |
| DANY HEATLEY       | OTTAWA           | 82        | 15        | MIKKO KOIVU     | MINNESOTA    | 79 | 4   |

### SHORT-HANDED GOALS

### POWER-PLAY ASSISTS

| NAME              | TEAM       | GP | PPA | NAME              | TEAM             | GP        | SHA      |
|-------------------|------------|----|-----|-------------------|------------------|-----------|----------|
| SIDNEY CROSBY     | PITTSBURGH | 77 | 33  | MARTY REASONER    | ATLANTA          | 79        | 5        |
| ANDREI MARKOV     | MONTREAL   | 78 | 32  | SIMON GAGNE       | PHILADELPHIA     | 79        | 4        |
| VYACHESLAV KOZLOV | ATLANTA    | 82 | 31  | SCOTT NIEDERMAYER | ANAHEIM          | 82        | 4        |
| RYAN GETZLAF      | ANAHEIM    | 81 | 28  | SCOTT NICHOL      | NASHVILLE        | 43        | 3        |
| NICKLAS BACKSTROM | WASHINGTON | 82 | 28  | *T.J. OSHIE       | <b>ST. LOUIS</b> | <b>57</b> | <b>3</b> |
| ALES HEMSKY       | EDMONTON   | 72 | 27  | MIKE GRIER        | SAN JOSE         | 62        | 3        |

### SHORT-HANDED ASSISTS

## League Leaders

### POWER-PLAY POINTS

| NAME               | TEAM       | GP | PPP |
|--------------------|------------|----|-----|
| ALEXANDER OVECHKIN | WASHINGTON | 79 | 46  |
| VYACHESLAV KOZLOV  | ATLANTA    | 82 | 43  |
| NICKLAS BACKSTROM  | WASHINGTON | 82 | 42  |
| EVGENI MALKIN      | PITTSBURGH | 82 | 41  |
| SIDNEY CROSBY      | PITTSBURGH | 77 | 40  |
| ANDREI MARKOV      | MONTREAL   | 78 | 39  |

### SHORT-HANDED POINTS

| NAME            | TEAM         | GP | SHP |
|-----------------|--------------|----|-----|
| MIKE RICHARDS   | PHILADELPHIA | 79 | 9   |
| SIMON GAGNE     | PHILADELPHIA | 79 | 8   |
| PATRICK MARLEAU | SAN JOSE     | 76 | 7   |
| *KRIS VERSTEEG  | CHICAGO      | 78 | 7   |
| RICK NASH       | COLUMBUS     | 78 | 6   |
| MARTY REASONER  | ATLANTA      | 79 | 6   |

### GAME-WINNING GOALS

| NAME               | TEAM             | GP        | GW        |
|--------------------|------------------|-----------|-----------|
| JEFF CARTER        | PHILADELPHIA     | 82        | 12        |
| <b>BRAD BOYES</b>  | <b>ST. LOUIS</b> | <b>82</b> | <b>11</b> |
| PETR SYKORA        | PITTSBURGH       | 76        | 10        |
| PATRICK MARLEAU    | SAN JOSE         | 76        | 10        |
| ALEXANDER OVECHKIN | WASHINGTON       | 79        | 10        |

### SHOTS

| NAME              | TEAM         | GP | S   |
|-------------------|--------------|----|-----|
| ALEX OVECHKIN     | WASHINGTON   | 79 | 528 |
| ERIC STAAL        | CAROLINA     | 82 | 372 |
| ZACH PARISE       | NEW JERSEY   | 82 | 364 |
| JEFF CARTER       | PHILADELPHIA | 82 | 342 |
| HENRIK ZETTERBERG | DETROIT      | 77 | 309 |

### SHOOTING PERCENTAGES (MIN. 82 SHOTS)

| NAME             | TEAM        | GP | G  | S   | PCTG |
|------------------|-------------|----|----|-----|------|
| RYAN MALONE      | TAMPA BAY   | 70 | 26 | 124 | 21.0 |
| LOUI ERIKSSON    | DALLAS      | 82 | 36 | 178 | 20.2 |
| KYLE WELLWOOD    | VANCOUVER   | 74 | 18 | 94  | 19.1 |
| THOMAS VANEK     | BUFFALO     | 73 | 40 | 211 | 19.0 |
| ANDREW BRUNETTE  | MINNESOTA   | 80 | 22 | 118 | 18.6 |
| ALEXANDER FROLOV | LOS ANGELES | 77 | 32 | 176 | 18.2 |

### PLUS/MINUS

| NAME           | TEAM       | GP | +/- |
|----------------|------------|----|-----|
| DAVID KREJCI   | BOSTON     | 82 | 37  |
| *BLAKE WHEELER | BOSTON     | 81 | 36  |
| PAVEL DATSYUK  | DETROIT    | 81 | 34  |
| DUNCAN KEITH   | CHICAGO    | 77 | 33  |
| TRAVIS ZAJAC   | NEW JERSEY | 82 | 33  |
| DENNIS WIDEMAN | BOSTON     | 79 | 32  |

\* DENOTES ROOKIE

# 2008-2009 Season Recap

## St. Louis Blues Final Scoring

| POS | PLAYER             | GP | G  | A  | PTS | PIM | +/- | SH | PP | GW | S   | S%   | TOI   |
|-----|--------------------|----|----|----|-----|-----|-----|----|----|----|-----|------|-------|
| C   | BRAD BOYES         | 82 | 33 | 39 | 72  | 26  | -20 | 0  | 16 | 11 | 220 | 15.0 | 19:08 |
| C   | DAVID BACKES       | 82 | 31 | 23 | 54  | 165 | -3  | 2  | 6  | 1  | 208 | 14.9 | 17:41 |
| L   | DAVID PERRON       | 81 | 15 | 35 | 50  | 50  | 13  | 0  | 4  | 3  | 161 | 9.3  | 14:31 |
| C   | KEITH TKACHUK      | 79 | 25 | 24 | 49  | 61  | -11 | 0  | 14 | 4  | 185 | 13.5 | 16:57 |
| C   | * PATRIK BERGLUND  | 76 | 21 | 26 | 47  | 16  | 19  | 0  | 7  | 1  | 143 | 14.7 | 14:43 |
| C   | ANDY MCDONALD      | 46 | 15 | 29 | 44  | 24  | -13 | 1  | 6  | 1  | 128 | 11.7 | 19:04 |
| C   | * T.J. OSHIE       | 57 | 14 | 25 | 39  | 30  | 16  | 1  | 6  | 1  | 101 | 13.9 | 16:34 |
| D   | CARLO COLAIACOVO   | 73 | 3  | 27 | 30  | 35  | 0   | 0  | 0  | 0  | 87  | 3.4  | 18:15 |
| C   | ALEX STEEN         | 81 | 8  | 20 | 28  | 30  | -10 | 1  | 3  | 0  | 148 | 5.4  | 16:20 |
| C   | JAY MCCLEMENT      | 82 | 12 | 14 | 26  | 29  | -10 | 3  | 0  | 3  | 137 | 8.8  | 16:36 |
| R   | * B.J. CROMBEEN    | 81 | 12 | 10 | 22  | 148 | -9  | 1  | 0  | 3  | 124 | 9.7  | 12:43 |
| L   | BRAD WINCHESTER    | 64 | 13 | 8  | 21  | 89  | -1  | 0  | 5  | 3  | 82  | 15.9 | 12:09 |
| D   | BARRET JACKMAN     | 82 | 4  | 17 | 21  | 86  | -17 | 1  | 1  | 0  | 89  | 4.5  | 23:26 |
| D   | JEFF WOYWITKA      | 65 | 3  | 15 | 18  | 57  | 8   | 0  | 2  | 1  | 71  | 4.2  | 18:28 |
| L   | PAUL KARIYA        | 11 | 2  | 13 | 15  | 2   | 1   | 0  | 0  | 0  | 31  | 6.5  | 18:06 |
| D   | ROMAN POLAK        | 69 | 1  | 14 | 15  | 45  | -15 | 0  | 0  | 1  | 73  | 1.4  | 21:32 |
| D   | JAY MCKEE          | 69 | 1  | 7  | 8   | 44  | 11  | 0  | 0  | 1  | 43  | 2.3  | 17:18 |
| C   | YAN STASTNY        | 34 | 3  | 4  | 7   | 20  | -14 | 0  | 0  | 0  | 10  | 10.0 | 12:44 |
| D   | MIKE WEAVER        | 58 | 0  | 7  | 7   | 12  | -3  | 0  | 0  | 0  | 36  | .0   | 17:15 |
| D   | ERIC BREWER        | 28 | 1  | 5  | 6   | 24  | -14 | 0  | 1  | 0  | 49  | 2.0  | 25:07 |
| R   | DAN HINOTE         | 51 | 1  | 4  | 5   | 64  | -7  | 0  | 0  | 0  | 24  | 4.2  | 10:54 |
| L   | STEVE REGIER       | 8  | 3  | 1  | 4   | 4   | -1  | 0  | 2  | 0  | 11  | 27.3 | 10:59 |
| D   | * STEVE WAGNER     | 22 | 2  | 2  | 4   | 18  | -5  | 0  | 0  | 0  | 16  | 12.5 | 15:37 |
| R   | CAM JANSSEN        | 56 | 1  | 3  | 4   | 131 | -5  | 0  | 0  | 0  | 22  | 4.5  | 5:01  |
| C   | * CAM PADDOCK      | 16 | 2  | 1  | 3   | 0   | -4  | 0  | 0  | 0  | 17  | 11.8 | 10:40 |
| D   | * TYSON STRACHAN   | 30 | 0  | 3  | 3   | 39  | 8   | 0  | 0  | 0  | 21  | .0   | 13:26 |
| C   | * CHRIS PORTER     | 6  | 1  | 1  | 2   | 0   | -1  | 0  | 0  | 0  | 7   | 14.3 | 10:31 |
| L   | D.J. KING          | 1  | 0  | 1  | 1   | 0   | 0   | 0  | 0  | 0  | 0   | .0   | 8:20  |
| C   | TRENT WHITFIELD    | 3  | 0  | 1  | 1   | 0   | 2   | 0  | 0  | 0  | 4   | .0   | 11:02 |
| D   | * ALEX PIETRANGELO | 8  | 0  | 1  | 1   | 2   | 0   | 0  | 0  | 0  | 7   | .0   | 16:30 |
| G   | CHRIS MASON        | 57 | 0  | 1  | 1   | 0   | 0   | 0  | 0  | 0  | 0   | .0   | 56:24 |
| G   | * CHRIS HOLT       | 1  | 0  | 0  | 0   | 0   | 0   | 0  | 0  | 0  | 0   | .0   | 18:33 |
| D   | ANDY WOZNIEWSKI    | 1  | 0  | 0  | 0   | 0   | 0   | 0  | 0  | 0  | 0   | .0   | 6:44  |
| D   | * JONAS JUNLAND    | 1  | 0  | 0  | 0   | 2   | 0   | 0  | 0  | 0  | 0   | .0   | 12:28 |
| G   | * MAREK SCHWARZ    | 2  | 0  | 0  | 0   | 0   | 0   | 0  | 0  | 0  | 0   | .0   | 7:41  |
| G   | * BEN BISHOP       | 6  | 0  | 0  | 0   | 0   | 0   | 0  | 0  | 0  | 0   | .0   | 40:49 |
| G   | MANNY LEGACE       | 29 | 0  | 0  | 0   | 0   | 0   | 0  | 0  | 0  | 0   | .0   | 50:04 |

### GOALTENDING

| GOALTENDER      | GP | MIN  | AVG  | W  | L  | OT | EN | SO | GA  | SA   | SV%   | G | A | PIM |
|-----------------|----|------|------|----|----|----|----|----|-----|------|-------|---|---|-----|
| * CHRIS HOLT    | 1  | 19   | .00  | 0  | 0  | 0  | 0  | 0  | 0   | 3    | 1.000 | 0 | 0 | 0   |
| * MAREK SCHWARZ | 2  | 15   | .00  | 0  | 0  | 0  | 0  | 0  | 0   | 5    | 1.000 | 0 | 0 | 0   |
| CHRIS MASON     | 57 | 3215 | 2.41 | 27 | 21 | 7  | 7  | 6  | 129 | 1544 | .916  | 0 | 1 | 0   |
| * BEN BISHOP    | 6  | 245  | 2.94 | 1  | 1  | 1  | 1  | 0  | 12  | 112  | .893  | 0 | 0 | 0   |
| MANNY LEGACE    | 29 | 1452 | 3.18 | 13 | 9  | 2  | 1  | 0  | 77  | 669  | .885  | 0 | 0 | 0   |

*Marek Schwarz and Ben Bishop shared a shutout vs. FLA on Oct. 25, 2008.*

\* DENOTES ROOKIE

## St. Louis Blues Home/Road Scoring

| PLAYER           | POS | HOME |     |     |       |       | ROAD |     |     |       |       | TOTAL |     |     |       |       |
|------------------|-----|------|-----|-----|-------|-------|------|-----|-----|-------|-------|-------|-----|-----|-------|-------|
|                  |     | H GP | H G | H A | H PTS | H +/- | R GP | R G | R A | R PTS | R +/- | T GP  | T G | T A | T PTS | T +/- |
| BRAD BOYES       | R   | 41   | 17  | 20  | 37    | -6    | 41   | 16  | 19  | 35    | -14   | 82    | 33  | 39  | 72    | -20   |
| KEITH TKACHUK    | C   | 39   | 16  | 13  | 29    | -3    | 40   | 9   | 11  | 20    | -8    | 79    | 25  | 24  | 49    | -11   |
| DAVID BACKES     | R   | 41   | 13  | 11  | 24    | -2    | 41   | 18  | 12  | 30    | -1    | 82    | 31  | 23  | 54    | -3    |
| PATRIK BERGLUND  | C   | 38   | 12  | 13  | 25    | 11    | 38   | 9   | 13  | 22    | 8     | 76    | 21  | 26  | 47    | 19    |
| DAVID PERRON     | L   | 40   | 8   | 22  | 30    | 11    | 41   | 7   | 13  | 20    | 2     | 81    | 15  | 35  | 50    | 13    |
| T.J. OSHIE       | C   | 32   | 7   | 16  | 23    | 7     | 25   | 7   | 9   | 16    | 9     | 57    | 14  | 25  | 39    | 16    |
| B.J. CROMBEEN    | R   | 38   | 7   | 6   | 13    | -5    | 43   | 5   | 4   | 9     | -4    | 81    | 12  | 10  | 22    | -9    |
| BRAD WINCHESTER  | L   | 30   | 6   | 4   | 10    | 0     | 34   | 7   | 4   | 11    | -1    | 64    | 13  | 8   | 21    | -1    |
| ANDY MCDONALD    | C   | 23   | 5   | 15  | 20    | -8    | 23   | 10  | 14  | 24    | -5    | 46    | 15  | 29  | 44    | -13   |
| JAY MCCLEMENT    | C   | 41   | 5   | 7   | 12    | -6    | 41   | 7   | 7   | 14    | -4    | 82    | 12  | 14  | 26    | -10   |
| ALEXANDER STEEN  | C   | 40   | 4   | 8   | 12    | -14   | 41   | 4   | 12  | 16    | 4     | 81    | 8   | 20  | 28    | -10   |
| BARRET JACKMAN   | D   | 41   | 3   | 8   | 11    | -6    | 41   | 1   | 9   | 10    | -11   | 82    | 4   | 17  | 21    | -17   |
| STEVE REGIER     | L   | 3    | 3   | 0   | 3     | 0     | 5    | 0   | 1   | 1     | -1    | 8     | 3   | 1   | 4     | -1    |
| CARLO COLAIACOVO | D   | 35   | 2   | 13  | 15    | -3    | 38   | 1   | 14  | 15    | 3     | 73    | 3   | 27  | 30    | 0     |
| YAN STASTNY      | C   | 15   | 2   | 3   | 5     | -6    | 19   | 1   | 1   | 2     | -8    | 34    | 3   | 4   | 7     | -14   |
| STEVE WAGNER     | D   | 12   | 2   | 1   | 3     | -4    | 10   | 0   | 1   | 1     | -1    | 22    | 2   | 2   | 4     | -5    |
| JEFF WOYWITKA    | D   | 31   | 1   | 11  | 12    | 4     | 34   | 2   | 4   | 6     | 4     | 65    | 3   | 15  | 18    | 8     |
| ROMAN POLAK      | D   | 34   | 1   | 10  | 11    | -5    | 35   | 0   | 4   | 4     | -10   | 69    | 1   | 14  | 15    | -15   |
| PAUL KARIYA      | L   | 8    | 1   | 9   | 10    | 2     | 3    | 1   | 4   | 5     | -1    | 11    | 2   | 13  | 15    | 1     |
| JAY MCKEE        | D   | 33   | 1   | 6   | 7     | 7     | 36   | 0   | 1   | 1     | 4     | 69    | 1   | 7   | 8     | 11    |
| CAM JANSSEN      | R   | 32   | 1   | 2   | 3     | -3    | 24   | 0   | 1   | 1     | -2    | 56    | 1   | 3   | 4     | -5    |
| ERIC BREWER      | D   | 14   | 1   | 1   | 2     | -8    | 14   | 0   | 4   | 4     | -6    | 28    | 1   | 5   | 6     | -14   |
| CHRIS PORTER     | L   | 3    | 1   | 1   | 2     | 0     | 3    | 0   | 0   | 0     | -1    | 6     | 1   | 1   | 2     | -1    |
| MIKE WEAVER      | D   | 31   | 0   | 5   | 5     | -3    | 27   | 0   | 2   | 2     | 0     | 58    | 0   | 7   | 7     | -3    |
| DAN HINOTE       | R   | 26   | 0   | 2   | 2     | -5    | 25   | 1   | 2   | 3     | -2    | 51    | 1   | 4   | 5     | -7    |
| TYSON STRACHAN   | D   | 17   | 0   | 1   | 1     | 3     | 13   | 0   | 2   | 2     | 5     | 30    | 0   | 3   | 3     | 8     |
| D.J. KING        | L   | 1    | 0   | 1   | 1     | 0     | 0    | 0   | 0   | 0     | 0     | 1     | 0   | 1   | 1     | 0     |
| TRENT WHITFIELD  | C   | 3    | 0   | 1   | 1     | 2     | 0    | 0   | 0   | 0     | 0     | 3     | 0   | 1   | 1     | 2     |
| CAM PADDOCK      | C   | 6    | 0   | 1   | 1     | -3    | 10   | 2   | 0   | 2     | -1    | 16    | 2   | 1   | 3     | -4    |
| JONAS JUNLAND    | D   | 0    | 0   | 0   | 0     | 0     | 1    | 0   | 0   | 0     | 0     | 1     | 0   | 0   | 0     | 0     |
| ANDY WOZNIEWSKI  | D   | 0    | 0   | 0   | 0     | 0     | 1    | 0   | 0   | 0     | 0     | 1     | 0   | 0   | 0     | 0     |
| ALEX PIETRANGELO | D   | 2    | 0   | 0   | 0     | 1     | 6    | 0   | 1   | 1     | -1    | 8     | 0   | 1   | 1     | 0     |

# 2008-2009 Season Recap

## St. Louis Blues Team Game-By-Game Results

| GM# | DATE  | TEAM  | SCORE   | REC     | PTS | PP  | PK    | SCORERS                                  | SF-SA | GOALIES        | ATT.     |
|-----|-------|-------|---------|---------|-----|-----|-------|--|-------|----------------|----------|
| 1   | 10/10 | NSH   | 5-2 W   | 1-0-0   | 2   | 4-6 | 4-4   | 7pp, 5, <b>22pp</b> , 7pp, 42pp          | 22-22 | Legace         | 19,150 * |
| 2   | 10/11 | @ NYI | 2-5 L   | 1-1-0   | 2   | 1-3 | 3-4   | 22, 7pp                                  | 26-34 | Mason          | 16,234   |
| 3   | 10/13 | @ TOR | 5-4 SOW | 2-1-0   | 4   | 2-5 | 6-6   | 22, 21pp, 7pp, 9, ( <b>22*</b> )         | 26-39 | Legace         | 19,045   |
| 4   | 10/16 | DAL   | 6-1 W   | 3-1-0   | 6   | 2-4 | 3-3   | 7, <b>77</b> , 25, <b>22pp</b> , 49, 4pp | 23-30 | Legace         | 18,550   |
| 5   | 10/18 | CHI   | 4-3 SOW | 4-1-0   | 8   | 0-4 | 2-3   | 32, 7, 10, ( <b>74*</b> )                | 29-26 | Legace         | 19,150 * |
| 6   | 10/22 | DET   | 3-4 L   | 4-2-0   | 8   | 2-5 | 1-3   | 7pp, 22, 74pp                            | 24-34 | Legace         | 19,150 * |
| 7   | 10/24 | LA    | 0-4 L   | 4-3-0   | 8   | 0-4 | 3-3   |  | 15-29 | Legace/Bishop  | 19,150 * |
| 8   | 10/25 | FLA   | 4-0 W   | 5-3-0   | 10  | 2-7 | 5-5   | <b>22pp</b> , 9, 7pp, 22                 | 31-17 | Bishop/Schwarz | 19,150 * |
| 9   | 10/30 | CAR   | 0-1 L   | 5-4-0   | 10  | 0-3 | 6-7   |  | 19-29 | Mason          | 17,860   |
| 10  | 11/1  | PIT   | 3-6 L   | 5-5-0   | 10  | 0-3 | 4-5   | 5, 74, 21                                | 22-28 | Mason          | 19,150 * |
| 11  | 11/5  | @ ANA | 2-5 L   | 5-6-0   | 10  | 1-5 | 0-1   | 21, 10pp                                 | 32-27 | Mason          | 16,144   |
| 12  | 11/6  | @ SJ  | 4-5 SOL | 5-6-1   | 11  | 1-6 | 7-8   | 7pp, 12, 10, 42                          | 29-43 | Bishop         | 17,496   |
| 13  | 11/8  | @ LA  | 3-5 L   | 5-7-1   | 11  | 1-4 | 3-6   | 10, 21, <b>22pp</b>                      | 27-31 | Legace         | 17,182   |
| 14  | 11/12 | @ BUF | 3-4 L   | 5-8-1   | 11  | 0-1 | 3-3   | 57, 21, 12                               | 33-32 | Legace/Mason   | 18,690   |
| 15  | 11/14 | @ CHI | 4-3 OTW | 6-8-1   | 13  | 1-6 | 6-6   | 10sh, 57, 65, <b>10pp</b>                | 30-35 | Legace         | 22,260   |
| 16  | 11/16 | MTL   | 2-3 SOL | 6-8-2   | 14  | 1-9 | 10-10 | 41, 41pp                                 | 26-26 | Legace         | 19,150 * |
| 17  | 11/21 | ANA   | 3-2 OTW | 7-8-2   | 16  | 2-5 | 4-5   | 42pp, 41pp, <b>12</b>                    | 28-28 | Legace         | 19,150 * |
| 18  | 11/22 | @ MIN | 2-1 W   | 8-8-2   | 18  | 1-2 | 5-5   | 22, <b>22pp</b>                          | 26-32 | Mason          | 18,568   |
| 19  | 11/25 | @ NSH | 1-0 SOW | 9-8-2   | 20  | 0-4 | 5-5   | ( <b>57*</b> )                           | 17-47 | Mason          | 13,825   |
| 20  | 11/26 | @ COL | 1-3 L   | 9-9-2   | 20  | 0-3 | 2-3   | 7  | 22-28 | Legace         | 14,568   |
| 21  | 11/29 | EDM   | 2-4 L   | 9-10-2  | 20  | 0-4 | 3-4   | 22, 21                                   | 29-22 | Legace         | 19,150 * |
| 22  | 11/30 | @ ATL | 4-2 W   | 10-10-2 | 22  | 2-4 | 2-2   | 42, 7pp, <b>22pp</b> , 18en              | 47-30 | Mason          | 14,078   |
| 23  | 12/3  | @ MIN | 0-4 L   | 10-11-2 | 22  | 0-3 | 3-5   |  | 22-37 | Mason          | 18,568   |
| 24  | 12/5  | CGY   | 3-4 OTL | 10-11-3 | 23  | 2-5 | 3-5   | 42, 21pp, 22pp                           | 25-30 | Mason          | 17,365   |
| 25  | 12/6  | PHX   | 4-3 W   | 11-11-3 | 25  | 1-4 | 3-4   | 42, 21pp, 7, <b>26</b>                   | 30-26 | Legace         | 19,150 * |
| 26  | 12/8  | NSH   | 6-3 W   | 12-11-3 | 27  | 2-6 | 1-2   | 6, 20pp, 21pp, <b>26</b> , 22, 26        | 26-21 | Legace         | 14,537   |
| 27  | 12/10 | @ ANA | 2-4 L   | 12-12-3 | 27  | 1-5 | 3-4   | 26, 22pp                                 | 28-36 | Legace/Mason   | 16,058   |
| 28  | 12/11 | @ LA  | 2-6 L   | 12-13-3 | 27  | 0-4 | 3-6   | 65, 28                                   | 28-32 | Mason/Bishop   | 13,851   |
| 29  | 12/13 | @ SJ  | 4-5 L   | 12-14-3 | 27  | 1-6 | 4-5   | 15pp, 26, 15, 42                         | 33-38 | Mason          | 17,496   |
| 30  | 12/16 | CGY   | 3-6 L   | 12-15-3 | 27  | 1-7 | 4-5   | 21, 22pp, 42                             | 31-31 | Mason          | 16,426   |
| 31  | 12/18 | @ WSH | 2-4 L   | 12-16-3 | 27  | 1-5 | 4-5   | 42, 15pp                                 | 31-29 | Bishop         | 18,277   |
| 32  | 12/20 | MIN   | 4-2 W   | 13-16-3 | 29  | 0-3 | 5-5   | 21, 42, <b>46</b> , 18en                 | 24-26 | Legace         | 19,150 * |
| 33  | 12/21 | BOS   | 3-6 L   | 13-17-3 | 29  | 1-3 | 2-4   | 15pp, 18sh, 25                           | 32-28 | Legace/Mason   | 19,150 * |
| 34  | 12/23 | @ DET | 1-4 L   | 13-18-3 | 29  | 0-6 | 5-7   | 21                                       | 34-41 | Legace         | 20,066   |
| 35  | 12/27 | SJ    | 3-2 SOW | 14-18-3 | 31  | 0-2 | 3-3   | 57, 15, ( <b>15*</b> )                   | 28-26 | Legace         | 19,150 * |
| 36  | 12/28 | ANA   | 3-4 L   | 14-19-3 | 31  | 2-6 | 2-4   | 57, 7pp, 22pp                            | 30-29 | Mason          | 19,150 * |
| 37  | 12/30 | NJ    | 3-4 L   | 14-20-3 | 31  | 0-1 | 3-3   | 22, 42, 20                               | 31-26 | Legace         | 19,150 * |
| 38  | 1/2   | @ CAR | 1-2 L   | 14-21-3 | 31  | 0-2 | 3-5   | 42                                       | 31-29 | Mason/Legace   | 17,092   |
| 39  | 1/3   | CBJ   | 5-2 W   | 15-21-3 | 33  | 4-9 | 5-5   | 15pp, 26sh, 7pp, 74pp, 20pp              | 27-22 | Legace         | 19,150 * |
| 40  | 1/9   | @ VAN | 6-4 W   | 16-21-3 | 35  | 1-5 | 1-2   | 42, 21, 20, 74, <b>22pp</b> , 26         | 36-22 | Legace         | 18,630   |
| 41  | 1/11  | @ EDM | 1-2 L   | 16-22-3 | 35  | 0-5 | 5-5   | 25                                       | 22-28 | Legace         | 16,839   |

### Mid-Season Totals:

| GF  | GA  | RECORD  | PTS | PP     | PK      | SF    | SA    |
|-----|-----|---------|-----|--------|---------|-------|-------|
| 119 | 138 | 16-22-3 | 35  | 40-184 | 149-185 | 1,132 | 1,226 |

Game winning goal in bold

2008-09 Mid-Season Total Home Attendance: 391,138

2008-09 Mid-Season Average Home Attendance: 18,626

2008-09 Mid-Season Home Sellouts (19,150 capacity): 16

\* Denotes home sellout.

\*\* Denotes sellout and largest home crowd of the season

(^) Denotes game-winning shootout goal. Only counts as a team goal



## St. Louis Blues Team Game-By-Game Results

| GM# | DATE | TEAM  | SCORE   | REC      | PTS | PP  | PK    | SCORERS                             | SF-SA | GOALIES      | ATT.      |
|-----|------|-------|---------|----------|-----|-----|-------|-------------------------------------|-------|--------------|-----------|
| 42  | 1/13 | @ CGY | 1-3 L   | 16-23-3  | 35  | 0-3 | 3-5   | 13                                  | 28-34 | Mason        | 19,289    |
| 43  | 1/15 | COL   | 5-2 W   | 17-23-3  | 37  | 2-3 | 4-4   | 21, 55, <b>22pp</b> , 74pp, 42sh-en | 26-26 | Legace       | 17,545    |
| 44  | 1/17 | CHI   | 1-2 OTL | 17-23-4  | 38  | 1-5 | 2-3   | 42pp                                | 28-21 | Legace       | 19,250 ** |
| 45  | 1/19 | @ BOS | 5-4 SOW | 18-23-4  | 40  | 1-3 | 2-4   | 15, 18, 57pp, 42, (74*)             | 31-26 | Legace/Mason | 17,565    |
| 46  | 1/21 | @ CHI | 2-0 W   | 19-23-4  | 42  | 1-4 | 3-3   | <b>29pp</b> , 7                     | 29-21 | Mason        | 22,299    |
| 47  | 1/29 | OTT   | 1-3 L   | 19-24-4  | 42  | 0-3 | 5-5   | 15                                  | 23-30 | Mason        | 18,639    |
| 48  | 1/31 | PHI   | 4-0 W   | 20-24-4  | 44  | 2-8 | 11-11 | <b>18</b> , 28, 42pp, 21pp          | 35-36 | Mason        | 19,150 *  |
| 49  | 2/2  | @ DET | 3-4 SOL | 20-24-5  | 45  | 3-7 | 3-3   | 74pp, 21pp, 5pp                     | 33-21 | Legace/Mason | 19,384    |
| 50  | 2/3  | @ CBJ | 4-2 W   | 21-24-5  | 47  | 0-4 | 4-5   | 22, 18, <b>22</b> , 18              | 22-35 | Mason        | 13,560    |
| 51  | 2/5  | EDM   | 1-2 SOL | 21-24-6  | 48  | 0-4 | 3-3   | 18sh                                | 34-23 | Mason        | 15,668    |
| 52  | 2/7  | COL   | 4-1 W   | 22-24-6  | 50  | 0-4 | 5-5   | 74, 7, 22, 57                       | 23-24 | Mason        | 19,250 ** |
| 53  | 2/10 | VAN   | 4-6 L   | 22-25-6  | 50  | 2-3 | 3-5   | 49, 22pp, 7pp, 10                   | 28-30 | Mason        | 16,431    |
| 54  | 2/12 | @ NSH | 3-4 SOL | 22-25-7  | 51  | 0-4 | 4-5   | 42, 57, 15                          | 27-34 | Mason        | 14,307    |
| 55  | 2/13 | CHI   | 1-0 W   | 23-25-7  | 53  | 1-5 | 5-5   | <b>22pp</b>                         | 23-22 | Mason        | 19,150 *  |
| 56  | 2/16 | NYR   | 2-1 W   | 24-25-7  | 55  | 0-3 | 3-3   | 28, <b>26</b>                       | 33-20 | Mason        | 16,341    |
| 57  | 2/18 | @ CBJ | 3-4 L   | 24-26-7  | 55  | 1-5 | 2-3   | 15, 20sh, 74pp                      | 24-21 | Mason/Holt   | 14,305    |
| 58  | 2/19 | @ NSH | 2-1 OTW | 25-26-7  | 57  | 0-3 | 3-3   | 10, 7                               | 36-29 | Mason        | 15,037    |
| 59  | 2/21 | NSH   | 0-1 OTL | 25-26-8  | 58  | 0-3 | 1-1   |                                     | 30-22 | Mason        | 19,250 ** |
| 60  | 2/24 | PHX   | 2-1 W   | 26-26-8  | 60  | 0-0 | 4-4   | 57, <b>18sh</b>                     | 24-25 | Mason        | 17,512    |
| 61  | 2/26 | @ DAL | 3-1 W   | 27-26-8  | 62  | 0-2 | 6-6   | 18, <b>74</b> , 21                  | 22-42 | Mason        | 17,603    |
| 62  | 2/28 | @ PHX | 3-1 W   | 28-26-8  | 64  | 1-2 | 2-3   | 18, 57pp, 10                        | 30-27 | Mason        | 15,893    |
| 63  | 3/3  | DET   | 0-5 L   | 28-27-8  | 64  | 0-3 | 5-7   |                                     | 22-36 | Mason        | 19,250 ** |
| 64  | 3/6  | @ TB  | 4-3 OTW | 29-27-8  | 66  | 1-5 | 2-3   | 7, 10pp, 42, <b>22</b>              | 36-23 | Mason        | 13,831    |
| 65  | 3/7  | @ FLA | 3-5 L   | 29-28-8  | 66  | 1-4 | 3-5   | 42, 42, 22pp                        | 29-35 | Mason        | 17,591    |
| 66  | 3/10 | DAL   | 5-2 W   | 30-28-8  | 68  | 2-6 | 5-6   | 42, 57, <b>15pp</b> , 57, 7pp       | 27-22 | Mason        | 17,708    |
| 67  | 3/12 | SJ    | 3-1 W   | 31-28-8  | 70  | 0-4 | 6-7   | 10, <b>22</b> , 5sh-en              | 26-25 | Mason        | 19,150 *  |
| 68  | 3/14 | DET   | 2-5 L   | 31-29-8  | 70  | 0-4 | 4-4   | 74, 29                              | 32-27 | Mason/Bishop | 19,250 ** |
| 69  | 3/15 | MIN   | 5-3 W   | 32-29-8  | 72  | 3-7 | 2-2   | 42pp, 7pp, 57pp, <b>15</b> , 22en   | 36-22 | Mason        | 19,150 *  |
| 70  | 3/17 | @ EDM | 1-2 SOL | 32-29-9  | 73  | 1-4 | 3-4   | 42pp                                | 32-34 | Mason        | 16,839    |
| 71  | 3/19 | @ VAN | 0-3 L   | 32-30-9  | 73  | 0-5 | 2-2   |                                     | 30-21 | Mason        | 18,630    |
| 72  | 3/20 | @ CGY | 3-2 W   | 33-30-9  | 75  | 0-2 | 3-4   | 74sh, 10, <b>18</b>                 | 28-35 | Mason        | 19,289    |
| 73  | 3/24 | LA    | 2-0 W   | 34-30-9  | 77  | 1-5 | 6-6   | <b>21pp</b> , 21                    | 23-22 | Mason        | 19,150 *  |
| 74  | 3/26 | VAN   | 4-2 W   | 35-30-9  | 79  | 2-6 | 5-5   | 74, 42sh, <b>57pp</b> , 10pp        | 32-23 | Mason        | 19,250 ** |
| 75  | 3/28 | CBJ   | 4-3 SOW | 36-30-9  | 81  | 0-5 | 3-3   | 7, 21, 20, ( <b>57*</b> )           | 28-27 | Mason        | 19,250 ** |
| 76  | 3/29 | @ CBJ | 5-2 W   | 37-30-9  | 83  | 1-6 | 3-4   | 74, 22pp, <b>57</b> , 21, 42        | 27-28 | Mason        | 17,095    |
| 77  | 4/1  | @ CHI | 1-3 L   | 37-31-9  | 83  | 1-4 | 8-8   | 29pp                                | 17-30 | Mason        | 21,548    |
| 78  | 4/2  | @ DET | 5-4 W   | 38-31-9  | 85  | 1-4 | 4-5   | 42, 42, 42, 10pp, <b>42</b>         | 33-38 | Mason        | 19,935    |
| 79  | 4/4  | @ DAL | 4-5 OTL | 38-31-10 | 86  | 1-5 | 2-2   | 22, 22, 42, 74pp                    | 26-24 | Mason        | 18,532    |
| 80  | 4/7  | @ PHX | 5-1 W   | 39-31-10 | 88  | 0-2 | 3-3   | 26, <b>15</b> , 7, 26, 57           | 24-29 | Mason        | 13,761    |
| 81  | 4/10 | CBJ   | 3-1 W   | 40-31-10 | 90  | 2-6 | 0-0   | 10pp, <b>7pp</b> , 7                | 25-17 | Mason        | 19,250 ** |
| 82  | 4/12 | @ COL | 1-0 W   | 41-31-10 | 92  | 0-2 | 3-3   | <b>22</b>                           | 17-28 | Mason        | 13,661    |

### Season Totals:

| GF  | GA  | RECORD   | PTS | PP     | PK      | SF    | SA    |
|-----|-----|----------|-----|--------|---------|-------|-------|
| 233 | 233 | 41-31-10 | 92  | 72-351 | 299-357 | 2,271 | 2,341 |

Game winning goal in bold

2008-09 Total Home Attendance: 760,732

2008-09 Average Home Attendance: 18,544

2008-09 Home Sellouts (19,150 capacity): 39

\* Denotes home sellout.

\*\* Denotes sellout and largest home crowd of the season

(^) Denotes game-winning shootout goal. Only counts as a team goal

# 2008-2009 Season Recap

## St. Louis Blues Results vs. Each NHL Team

### WESTERN CONFERENCE (34-21-9)

#### CENTRAL DIVISION (14-6-4)

| Chicago (4-1-1) |   |          | Columbus (5-1-0) |   |          | Detroit (1-4-1) |   |          | Nashville (4-0-2) |   |          |
|-----------------|---|----------|------------------|---|----------|-----------------|---|----------|-------------------|---|----------|
| 10/18           | H | 4-3 SOW* | 1/3              | H | 5-2 W    | 10/22           | H | 3-4 L    | 10/10             | H | 5-2 W    |
| 11/14           | A | 4-3 OTW* | 2/3              | A | 4-2 W    | 12/23           | A | 1-4 L    | 11/25             | A | 1-0 SOW* |
| 1/17            | H | 1-2 OTL* | 2/18             | A | 3-4 L    | 2/2             | A | 3-4 SOL* | 12/8              | H | 6-3 W    |
| 1/21            | A | 2-0 W    | 3/28             | H | 4-3 SOW* | 3/3             | H | 0-5 L    | 2/12              | A | 3-4 SOL* |
| 2/13            | H | 1-0 W    | 3/29             | A | 5-2 W    | 3/14            | H | 2-5 L    | 2/19              | A | 2-1 OTW* |
| 4/1             | A | 1-3 L    | 4/10             | H | 3-1 W    | 4/2             | A | 5-4 W    | 2/21              | H | 0-1 OTL* |

#### NORTHWEST DIVISION (9-8-3)

| Calgary (1-2-1) |   |          | Colorado (3-1-0) |   |       | Edmonton (0-2-2) |   |          | Minnesota (3-1-0) |   |       | Vancouver (2-2-0) |   |       |
|-----------------|---|----------|------------------|---|-------|------------------|---|----------|-------------------|---|-------|-------------------|---|-------|
| 12/5            | H | 3-4 OTL* | 11/26            | A | 1-3 L | 11/29            | H | 2-4 L    | 11/22             | A | 2-1 W | 1/9               | A | 6-4 W |
| 12/16           | H | 3-6 L    | 1/15             | H | 5-2 W | 1/11             | A | 1-2 L    | 12/3              | A | 4-0 L | 2/10              | H | 6-4 L |
| 1/13            | A | 1-3 L    | 2/7              | H | 4-1 W | 2/5              | H | 1-2 SOL* | 12/20             | H | 4-2 W | 3/19              | A | 0-3 L |
| 3/20            | A | 3-2 W    | 4/12             | A | 1-0 W | 3/17             | A | 1-2 SOL* | 3/15              | H | 5-3 W | 3/26              | H | 4-2 W |

#### PACIFIC DIVISION (11-7-2)

| Anaheim (1-3-0) |   |          | Dallas (3-0-1) |   |          | Los Angeles (1-3-0) |   |       | Phoenix (4-0-0) |   |       | San Jose (2-1-1) |   |          |
|-----------------|---|----------|----------------|---|----------|---------------------|---|-------|-----------------|---|-------|------------------|---|----------|
| 11/5            | A | 2-5 L    | 10/16          | H | 6-1 W    | 10/24               | H | 0-4 L | 12/6            | H | 4-3 W | 11/6             | A | 4-5 SOL* |
| 11/21           | H | 3-2 OTW* | 2/26           | A | 3-1 W    | 11/8                | A | 3-5 L | 2/24            | H | 2-1 W | 12/13            | A | 4-5 L    |
| 12/10           | A | 2-4 L    | 3/10           | H | 5-2 W    | 12/11               | A | 2-6 L | 2/28            | A | 3-1 W | 12/27            | H | 3-2 SOW* |
| 12/28           | H | 3-4 L    | 4/4            | A | 4-5 OTL* | 3/24                | H | 2-0 W | 4/7             | A | 5-1 W | 3/12             | H | 3-1 W    |

### EASTERN CONFERENCE (7-10-1)

#### ATLANTIC DIVISION (2-3-0)

| New Jersey (0-1-0) |   |       | NY Islanders (0-1-0) |   |       | NY Rangers (1-0-0) |   |       | Philadelphia (1-0-0) |   |       | Pittsburgh (0-1-0) |   |       |
|--------------------|---|-------|----------------------|---|-------|--------------------|---|-------|----------------------|---|-------|--------------------|---|-------|
| 12/30              | H | 3-4 L | 10/11                | A | 2-5 L | 2/16               | H | 2-1 W | 1/31                 | H | 4-0 W | 11/1               | H | 3-6 L |

#### NORTHEAST DIVISION (2-3-1)

| Boston (1-1-0) |   |          | Buffalo (0-1-0) |   |       | Montreal (0-0-1) |   |          | Ottawa (0-1-0) |   |       | Toronto (1-0-0) |   |          |
|----------------|---|----------|-----------------|---|-------|------------------|---|----------|----------------|---|-------|-----------------|---|----------|
| 12/21          | H | 3-6 L    | 11/12           | A | 3-4 L | 11/16            | H | 2-3 SOL* | 1/29           | H | 1-3 L | 10/13           | A | 5-4 SOW* |
| 1/19           | A | 5-4 SOW* |                 |   |       |                  |   |          |                |   |       |                 |   |          |

#### SOUTHEAST DIVISION (3-4-0)

| Atlanta (1-0-0) |   |       | Carolina (0-2-0) |   |       | Florida (1-1-0) |   |       | Tampa Bay (1-0-0) |   |          | Washington (0-1-0) |   |       |
|-----------------|---|-------|------------------|---|-------|-----------------|---|-------|-------------------|---|----------|--------------------|---|-------|
| 11/30           | A | 4-2 W | 10/30            | H | 0-1 L | 10/25           | H | 4-0 W | 3/6               | A | 4-3 OTW* | 12/18              | A | 2-4 L |
|                 |   |       | 1/2              | A | 1-2 L | 3/7             | A | 3-5 L |                   |   |          |                    |   |       |

\* denotes overtime win/loss (shootout loss or win)

## Season Highs and Lows

### BLUES' MOST – ONE PERIOD

|               |   |
|---------------|---|
| Goals         | 3 – Sixteen Times, Last, Apr. 7 at Phoenix (2nd period) |
| Goals Allowed | 4 – Three Times, Last, Mar. 14 vs. Detroit (2nd period) |
| Shots         | 20 – Jan. 19 at Boston (3rd period)                     |
| Shots Allowed | 20 – Mar. 20 at Calgary (2nd period)                    |

### BLUES' FEWEST – ONE PERIOD

|               |                                       |
|---------------|---------------------------------------|
| Shots         | 2 – Feb. 3 at Columbus (3rd period)   |
| Shots Allowed | 1 – Dec. 8 vs. Nashville (3rd period) |

### BLUES' MOST – ONE GAME

|                             |   |
|-----------------------------|---|
| Goals                       | 6 – Three Times, Last, Jan. 9 at Vancouver  |
| Goals Allowed               | 6 – Five Times, Last, Feb. 10 vs. Vancouver |
| Shots                       | 47 – Nov. 30 at Atlanta                     |
| Shots Allowed               | 47 – Nov. 25 at Nashville                   |
| Power Play Goals            | 4 – Twice, Last, Jan. 3 vs. Columbus        |
| Power Play Goals Allowed    | 3 – Twice, Last, Dec. 11 at Los Angeles     |
| Shorthanded Goals           | 1 – Ten Times, Last, Mar. 26 vs. Vancouver  |
| Shorthanded Goals Allowed   | 1 – Eight Times, Last, Apr. 1 at Chicago    |
| Penalty Minutes             | 42 – Nov. 13 at Chicago                     |
| Penalty Minutes, Opponents  | 41 – Dec. 16 vs. Calgary                    |
| Penalty Minutes, Both Teams | 78 – Dec. 16 vs. Calgary                    |

### BLUES' FEWEST – ONE GAME

|               |  |
|---------------|--|
| Shots         | 15 – Oct. 24 vs. Los Angeles           |
| Shots Allowed | 17 – Twice, Last, Apr. 10 vs. Columbus |

### BLUES' LARGEST – ONE GAME

|                   |                              |
|-------------------|------------------------------|
| Margin of Victory | 5 – Oct. 16 vs. Dallas (6-1) |
| Margin of Defeat  | 5 – Mar. 3 vs. Detroit (0-5) |

### BLUES' LONGEST – SEASON

|                  |   |
|------------------|---|
| Winning Streak   | 5 games – Mar. 20 - Mar. 29                           |
| <b>Home</b>      | 5 games – Mar. 15 - Apr. 10                           |
| <b>Road</b>      | 4 games – Feb. 19 - Mar. 6                            |
| Losing Streak    | 6 games – Oct. 30 - Nov. 12 (0-5-1)                   |
| <b>Home</b>      | 2 games – Five Times, Last, Jan. 17 - Jan. 29 (0-1-1) |
| <b>Road</b>      | 7 games – Dec. 3 - Jan. 2 (0-7-0)                     |
| Point Streak     | 5 games – Five Times, Last, Apr. 2 - Apr. 12 (4-0-1)  |
| <b>Home</b>      | 5 games – Mar. 15 - Apr. 10 (5-0-0)                   |
| <b>Road</b>      | 5 games – Jan. 19 - Feb. 12 (3-0-2)                   |
| Pointless Streak | 5 games – Dec. 10-18                                  |
| <b>Home</b>      | 2 games – Twice, Last, Dec. 28 - Dec. 30              |
| <b>Road</b>      | 7 games – Dec. 3 - Jan. 2                             |

### INDIVIDUAL MOST – ONE PERIOD

|                 |   |
|-----------------|---|
| Goals           | 2 – Seven Times, Last, Brad Boyes, Apr. 4 at Dallas (2nd Period)          |
| Goals Allowed   | 2 – Seven Times, Last, Pavel Datsyuk, Mar. 14 vs. Detroit (2nd Period)    |
| Assists         | 3 – Brad Boyes, Dec. 6 vs. Phoenix (2nd Period)                           |
| Assists Allowed | 3 – Kevin Krejci, Dec. 21 vs. Boston (1st Period)                         |
| Points          | 3 – Twice, Last, Brad Boyes (2g, 1a), Apr. 4 at Dallas (2nd Period)       |
| Points Allowed  | 3 – Twice, Last, Niklas Kronwall (1g, 2a), Apr. 2 at Detroit (3rd Period) |

# 2008-2009 Season Recap

## Season Highs and Lows

### *INDIVIDUAL MOST – ONE GAME*

|                                   |  |
|-----------------------------------|--|
| <b>Goals</b>                      | 4 – David Backes, Apr. 2 at Detroit                            |
| <b>Goals Allowed</b>              | 3 – Twice, Last, David Booth, Mar. 7 at Florida                |
| <b>Assists</b>                    | 3 – Five Times, Last, Andy McDonald, Mar. 6 at Tampa Bay       |
| <b>Assists Allowed</b>            | 4 – Dion Phaneuf, Dec. 5 vs. Calgary                           |
| <b>Points</b>                     | 4 – Four Times, Last, Brad Boyes (2g, 2a), Apr. 4 at Dallas    |
| <b>Points Allowed</b>             | 4 – Three Times, Last, David Booth (3g, 1a), Mar. 7 at Florida |
| <b>Shots</b>                      | 9 – David Backes, Apr. 2 at Detroit                            |
| <b>Shots Allowed</b>              | 8 – Three Times, Last, Shea Weber, Feb. 10 at Nashville        |
| <b>Saves</b>                      | 47 – Chris Mason, Nov. 25 at Nashville (1-0 SOW)               |
| <b>Saves Allowed</b>              | 43 – Ondrej Pavelec, Nov. 30 at Atlanta (4-2 W)                |
| <b>Penalty Minutes</b>            | 20 – David Backes, Jan. 3 vs. Columbus                         |
| <b>Penalty Minutes, Opponents</b> | 17 – Twice, Last, Brian Sutherby, Mar. 10 vs. Dallas           |

### *INDIVIDUAL LONGEST – SEASON*

|                       |   |
|-----------------------|---|
| <b>Goals Streak</b>   | 6 Games – Keith Tkachuk (7g) Oct. 10 - Oct. 22  |
| <b>Assists Streak</b> | 6 Games – Paul Kariya (9a), Oct. 10 - Oct. 22   |
| <b>Points Streak</b>  | 6 Games – Brad Boyes (5g, 4a), Paul Kariya (1g, 9a) and<br>Keith Tkachuk (7g, 0a), Oct. 10 - Oct.22 |



## Individual Game-By-Game

| Date   | Opp    | BREWER #4      | JACKMAN #5     | TKACHUK #7        | KARIYA #9      |
|--------|--------|----------------|----------------|-------------------|----------------|
| Oct 10 | Vs NSH | 0-0 2/-1 24:43 | 1-0 1/1 10:09  | 2-0 3/0 16:41     | 0-2 2/0 14:12  |
| Oct 11 | @ NYI  | 0-0 1/-2 23:43 | 0-0 1/-1 22:25 | 0-0 3/-2 17:32    | 0-2 3/-2 21:34 |
| Oct 13 | @ TOR  | 0-0 1/1 29:59  | 0-0 1/-2 21:55 | 1-0 7/-2 15:51    | 1-1 4/0 21:45  |
| Oct 16 | Vs DAL | 1-0 2/1 25:05  | 0-0 0/0 20:37  | 1-0 3/2 13:13     | 0-2 3/0 12:29  |
| Oct 18 | Vs CHI | 0-0 2/-2 28:40 | 0-1 1/2 22:46  | 1-0 5/1 19:54     | 0-1 2/1 24:48  |
| Oct 22 | Vs DET | 0-0 2/-1 24:29 | 0-0 0/0 19:33  | 0-0 1/0 19:25     | 0-1 4/0 21:06  |
| Oct 24 | Vs LA  | 0-0 0/-2 20:53 | 0-0 2/-2 18:37 | 0-0 1/-2 17:14    | 0-0 2/-1 18:59 |
| Oct 25 | Vs FLA | 0-0 2/1 24:37  | 0-0 1/1 21:30  | 1-1 1/0 16:08     | 1-1 6/1 17:43  |
| Oct 30 | Vs CAR | 0-0 1/0 24:58  | 0-0 0/0 21:31  | 0-0 2/0 17:23     | 0-0 2/0 20:03  |
| Nov 1  | Vs PIT | 0-0 1/-1 21:45 | 1-0 1/-2 24:17 | 0-0 2/-2 16:52    | 0-2 2/1 19:25  |
| Nov 5  | @ ANA  | 0-0 2/-3 22:47 | 0-0 2/-1 24:08 | 0-0 3/-1 20:30    | 0-1 1/1 7:04   |
| Nov 6  | @ SJ   | 0-0 0/1 29:40  | 0-0 2/1 25:20  | 1-0 2/0 20:58     |                |
| Nov 8  | @ LA   | 0-0 3/-2 28:17 | 0-0 1/-1 19:00 | 0-1 4/0 19:07     | INJ            |
| Nov 12 | @ BUF  | 0-0 2/1 27:06  | 0-0 1/0 20:19  | 0-1 3/-1 19:59    | INJ            |
| Nov 14 | @ CHI  | 0-1 2/1 28:19  | 0-0 0/0 24:34  | 0-0 1/-2 21:09    | INJ            |
| Nov 16 | Vs MTL | 0-0 1/-1 29:33 | 0-0 1/-1 29:04 | 0-0 2/0 18:47     | INJ            |
| Nov 21 | Vs ANA | 0-0 3/0 25:36  | 0-0 0/1 29:05  | 0-0 3/0 19:04     | INJ            |
| Nov 22 | @ MIN  | 0-1 0/0 26:30  | 0-0 1/1 23:47  | 0-1 3/1 15:58     | INJ            |
| Nov 25 | @ NSH  | 0-0 0/0 26:58  | 0-0 2/0 22:55  | 0-0 1/0 19:42     | INJ            |
| Nov 26 | @ COL  | 0-1 1/0 22:30  | 0-0 0/-1 22:52 | 1-0 2/1 18:54     | INJ            |
| Nov 29 | Vs EDM | 0-0 3/-3 23:59 | 0-0 3/-1 23:41 | 0-1 2/1 18:46     | INJ            |
| Nov 30 | @ ATL  | 0-1 6/0 24:05  | 0-0 3/2 23:41  | 1-0 4/0 19:26     | INJ            |
| Dec 3  | @ MIN  | 0-0 2/-2 23:42 | 0-0 0/0 22:31  | 0-0 0/0 19:32     | INJ            |
| Dec 5  | Vs CGY | 0-0 1/-1 23:52 | 0-1 1/1 23:09  | 0-0 1/-1 19:18    | INJ            |
| Dec 6  | Vs PHX | 0-1 2/0 20:29  | 0-0 0/1 22:17  | 1-1 2/0 15:46     | INJ            |
| Dec 8  | Vs NSH | 0-0 3/2 20:36  | 0-1 0/-1 21:36 | 0-1 1/1 18:39     | INJ            |
| Dec 10 | @ ANA  | 0-0 2/-1 25:33 | 0-0 2/0 14:09  | 0-0 3/-2 19:00    | INJ            |
| Dec 11 | @ LA   | 0-0 1/0 25:00  | 0-0 0/-1 21:25 | 0-1 1/0 13:01     | INJ            |
| Dec 13 | @ SJ   | INJ            | 0-0 3/0 21:43  | 0-0 7/1 18:30     | INJ            |
| Dec 16 | Vs CGY | INJ            | 0-1 3/-2 24:37 | 0-1 1/1 18:13     | INJ            |
| Dec 18 | @ WSH  | INJ            | 0-1 2/-1 20:10 | 0-0 4/-1 22:00    | INJ            |
| Dec 20 | Vs MIN | INJ            | 0-1 0/0 25:24  | 0-2 2/1 20:56     | INJ            |
| Dec 21 | Vs BOS | INJ            | 0-0 0/-1 23:36 | 0-1 2/-2 16:00    | INJ            |
| Dec 23 | @ DET  | INJ            | 0-0 3/-1 21:44 | 0-0 5/-1 15:53    | INJ            |
| Dec 27 | Vs SJ  | INJ            | 0-0 0/0 26:50  | 0-0 4/0 19:07     | INJ            |
| Dec 28 | Vs ANA | INJ            | 0-0 2/0 21:10  | 1-1 5/-1 19:24    | INJ            |
| Dec 30 | Vs NJ  | INJ            | 0-1 2/1 24:37  | 0-0 0/-1 17:02    | INJ            |
| Jan 2  | @ CAR  | INJ            | 0-1 3/1 31:50  | 0-0 2/0 14:06     | INJ            |
| Jan 3  | Vs CBJ | INJ            | 0-1 1/-1 21:56 | 1-0 (W) 3/0 17:51 | INJ            |
| Jan 9  | @ VAN  | INJ            | 0-1 1/-1 21:24 | 0-2 3/0 15:55     | INJ            |
| Jan 11 | @ EDM  | INJ            | 0-0 1/-1 22:55 | 0-0 1/-1 17:38    | INJ            |
| Jan 13 | @ CGY  | INJ            | 0-0 3/0 24:10  | 0-0 2/0 8:09      | INJ            |
| Jan 15 | Vs COL | INJ            | 0-0 1/-2 26:28 | DND               | INJ            |
| Jan 17 | Vs CHI | INJ            | 0-0 1/0 22:53  | DND               | INJ            |
| Jan 19 | @ BOS  | INJ            | 0-0 0/0 26:24  | 0-1 2/-1 17:36    | INJ            |
| Jan 21 | @ CHI  | INJ            | 0-1 2/0 24:38  | 1-0 3/1 15:15     | INJ            |
| Jan 29 | Vs OTT | INJ            | 0-0 0/-1 25:40 | 0-0 0/-2 15:58    | INJ            |
| Jan 31 | Vs PHI | INJ            | 0-0 1/0 20:35  | 0-1 1/1 16:28     | INJ            |
| Feb 2  | @ DET  | INJ            | 1-0 2/-2 25:23 | 0-0 2/0 19:19     | INJ            |
| Feb 3  | @ CBJ  | INJ            | 0-0 0/2 28:03  | 0-0 2/2 16:47     | INJ            |
| Feb 5  | Vs EDM | INJ            | 0-0 1/1 27:14  | 0-0 3/0 19:24     | INJ            |
| Feb 7  | Vs COL | INJ            | 0-0 0/2 28:46  | 1-0 (W) 1/1 14:26 | INJ            |
| Feb 10 | Vs VAN | INJ            | 0-0 3/-2 26:37 | 1-0 1/0 14:04     | INJ            |
| Feb 12 | @ NSH  | INJ            | 0-0 0/-1 29:34 | 0-0 3/-1 18:26    | INJ            |
| Feb 13 | Vs CHI | INJ            | 0-0 0/0 25:04  | 0-0 1/0 15:25     | INJ            |
| Feb 16 | Vs NYR | INJ            | 0-1 4/2 23:23  | 0-0 2/0 17:58     | INJ            |
| Feb 18 | @ CBJ  | INJ            | 0-0 0/-2 21:22 | 0-0 2/-1 18:26    | INJ            |
| Feb 19 | @ NSH  | INJ            | 0-0 0/-1 22:46 | 1-0 (W) 3/2 19:32 | INJ            |
| Feb 21 | Vs NSH | INJ            | 0-0 1/-1 25:27 | 0-0 3/-1 17:58    | INJ            |
| Feb 24 | Vs PHX | INJ            | 0-0 0/1 26:54  | 0-0 0/0 12:52     | INJ            |
| Feb 26 | @ DAL  | INJ            | 0-1 1/1 28:25  | 0-0 3/1 14:23     | INJ            |
| Feb 28 | @ PHX  | INJ            | 0-0 3/0 24:59  | 0-1 1/1 18:17     | INJ            |
| Mar 3  | Vs DET | INJ            | 0-0 0/-2 25:37 | 0-0 3/-1 14:18    | INJ            |
| Mar 6  | @ TB   | INJ            | 0-0 0/-1 23:35 | 1-0 3/0 17:11     | INJ            |
| Mar 7  | @ FLA  | INJ            | 0-0 0/-1 21:27 | 0-0 3/-2 16:51    | INJ            |
| Mar 10 | Vs DAL | INJ            | 0-0 0/0 24:36  | 1-0 6/0 14:45     | INJ            |
| Mar 12 | Vs SJ  | INJ            | 1-0 1/1 23:51  | 0-0 1/0 14:51     | INJ            |
| Mar 14 | Vs DET | INJ            | 0-0 2/-1 20:10 | 0-0 3/-1 17:14    | INJ            |
| Mar 15 | Vs MIN | INJ            | 0-0 1/0 20:54  | 1-0 4/-1 17:00    | INJ            |
| Mar 17 | @ EDM  | INJ            | 0-0 3/0 28:10  | 0-0 2/0 17:20     | INJ            |
| Mar 19 | @ VAN  | INJ            | 0-0 2/-2 20:09 | 0-0 1/0 11:11     | INJ            |
| Mar 20 | @ CGY  | INJ            | 0-1 2/1 26:13  | DND               | INJ            |
| Mar 24 | Vs LA  | INJ            | 0-0 1/1 22:34  | 0-1 0/0 14:50     | INJ            |
| Mar 26 | Vs VAN | INJ            | 0-0 1/0 21:54  | 0-1 2/0 12:17     | INJ            |
| Mar 28 | Vs CBJ | INJ            | 0-0 1/-2 23:37 | 1-0 3/2 16:35     | INJ            |
| Mar 29 | @ CBJ  | INJ            | 0-0 1/0 22:50  | 0-0 0/0 15:57     | INJ            |
| Apr 1  | @ CHI  | INJ            | 0-0 0/-2 24:40 | 0-0 2/0 13:22     | INJ            |
| Apr 2  | @ DET  | INJ            | 0-1 1/1 24:40  | 0-0 4/-1 15:31    | INJ            |
| Apr 4  | @ DAL  | INJ            | 0-1 0/-1 20:27 | 0-2 2/0 15:08     | INJ            |
| Apr 7  | @ PHX  | INJ            | 0-0 1/3 22:32  | 1-1 2/1 12:14     | INJ            |
| Apr 10 | Vs CBJ | INJ            | 0-0 0/0 20:59  | 2-1 (W) 3/1 17:03 | INJ            |
| Apr 12 | @ COL  | INJ            | 0-0 1/0 23:39  | 0-0 1/0 14:56     | INJ            |

Skaters: Goals-Assists (Game Winning or Game Tying) Shots / (+/-) TOI

Goalies: Goals Allowed / Shots Decision Minutes Played

# 2008-2009 Season Recap

## Individual Game-By-Game

| Date   | Opp    | MCDONALD #10       | STEMPNIAK #12     | HINOTE #13        | WINCHESTER #15    |
|--------|--------|--------------------|-------------------|-------------------|-------------------|
| Oct 10 | Vs NSH | 0-2 1/-1 17:07     | 0-1 2/-1 15:55    | INJ               | MIN               |
| Oct 11 | @ NYI  | 0-2 4/-2 22:10     | INJ               | INJ               | MIN               |
| Oct 13 | @ TOR  | 0-2 2/-1 23:22     | INJ               | INJ               | MIN               |
| Oct 16 | Vs DAL | 0-0 3/0 16:05      | INJ               | INJ               | MIN               |
| Oct 18 | Vs CHI | 1-0 7/-1 24:04     | INJ               | 0-0 0/0 7:07      | MIN               |
| Oct 22 | Vs DET | 0-2 3/-1 21:30     | 0-0 4/-1 22:00    | 0-0 0/1 10:24     | MIN               |
| Oct 24 | Vs LA  | 0-0 2/-1 19:07     | 0-0 1/-1 20:11    | 0-0 0/-2 10:33    | MIN               |
| Oct 25 | Vs FLA | 0-3 4/2 18:53      | 0-0 2/1 19:24     | 0-0 0/0 12:20     | MIN               |
| Oct 30 | Vs CAR | 0-0 3/0 19:38      | 0-0 1/0 18:13     | 0-0 0/0 10:24     | MIN               |
| Nov 1  | Vs PIT | 0-0 2/-2 20:21     | 0-0 1/-2 22:57    | 0-0 1/-1 12:13    | MIN               |
| Nov 5  | @ ANA  | 1-0 2/-1 19:46     | 0-1 5/-2 18:17    | 0-0 1/-1 13:29    | MIN               |
| Nov 6  | @ SJ   | 1-0 4/1 22:41      | 1-2 4/2 20:17     | 0-0 1/1 12:19     | MIN               |
| Nov 8  | @ LA   | 1-1 4/0 22:49      | 0-1 3/-2 21:26    | 0-0 0/0 10:18     | MIN               |
| Nov 12 | @ BUF  | 0-0 2/-3 20:43     | 1-1 4/2 19:39     | 0-0 1/0 12:51     | MIN               |
| Nov 14 | @ CHI  | 2-0 (W) 3/-2 24:27 | 0-3 5/1 19:10     | INJ               | MIN               |
| Nov 16 | Vs MTL | 0-0 0/0 6:03       | 0-0 2/-1 20:30    | INJ               | MIN               |
| Nov 21 | Vs ANA | INJ                | 1-0 (W) 4/1 18:39 | INJ               | 0-1 2/0 9:43      |
| Nov 22 | @ MIN  | INJ                | 0-1 5/0 15:58     | INJ               | 0-0 1/0 9:38      |
| Nov 25 | @ NSH  | INJ                | Traded to TOR     | INJ               | 0-0 0/0 14:25     |
| Nov 26 | @ COL  | INJ                | INJ               | INJ               | 0-0 1/0 12:14     |
| Nov 29 | Vs EDM | INJ                | INJ               | INJ               | MIN               |
| Nov 30 | @ ATL  | INJ                | INJ               | INJ               | 0-0 2/-1 11:13    |
| Dec 3  | @ MIN  | INJ                | INJ               | INJ               | 0-0 0/-1 12:11    |
| Dec 5  | Vs CGY | INJ                | INJ               | INJ               | DND               |
| Dec 6  | Vs PHX | INJ                | INJ               | INJ               | 0-0 0/0 9:46      |
| Dec 8  | Vs NSH | INJ                | INJ               | INJ               | 0-0 0/0 15:12     |
| Dec 10 | @ ANA  | INJ                | INJ               | INJ               | 0-0 1/-1 11:45    |
| Dec 11 | @ LA   | INJ                | 0-0 0/1 12:52     | 0-0 2/0 12:07     | 0-0 2/0 12:44     |
| Dec 13 | @ SJ   | INJ                | 0-0 1/-1 9:10     | 2-0 2/0 12:44     | 0-0 1/-1 12:03    |
| Dec 16 | Vs CGY | INJ                | 0-0 1/-2 7:56     | 0-0 2/-2 9:44     | 1-0 1/-1 14:40    |
| Dec 18 | @ WSH  | INJ                | 0-0 2/-2 9:44     | 0-0 1/0 10:36     | 0-0 0/1 9:30      |
| Dec 20 | Vs MIN | INJ                | 0-0 1/0 10:36     | 0-0 1/-1 11:52    | 1-0 5/-1 15:31    |
| Dec 21 | Vs BOS | INJ                | 0-0 0/1 11:40     | 0-0 0/0 10:44     | 1-0 2/0 13:03     |
| Dec 23 | @ DET  | INJ                | 0-0 0/0 12:52     | 0-0 0/0 8:31      | 0-0 0/0 12:07     |
| Dec 27 | Vs SJ  | INJ                | 0-0 0/0 8:31      | 0-0 0/-1 9:00     | 0-0 1/1 13:06     |
| Dec 28 | Vs ANA | INJ                | 0-0 0/0 9:37      | DND               | 1-0 4/0 13:57     |
| Dec 30 | Vs NJ  | INJ                | DND               | DND               | 0-0 1/1 16:56     |
| Jan 2  | @ CAR  | INJ                | 0-0 0/0 10:54     | 0-0 2/0 11:50     | 0-0 2/0 11:50     |
| Jan 3  | Vs CBJ | INJ                | 1-0 2/1 11:44     | 0-0 1/-1 15:15    | 0-1 2/0 15:27     |
| Jan 9  | @ VAN  | INJ                | 0-0 0/0 9:29      | 0-0 2/0 16:24     | 1-0 4/1 11:33     |
| Jan 11 | @ EDM  | INJ                | 0-0 0/0 11:42     | 0-0 1/0 10:11     | 0-0 0/0 15:48     |
| Jan 13 | @ CGY  | INJ                | 0-0 1/0 11:41     | 0-0 1/0 11:41     | 1-0 2/0 12:33     |
| Jan 15 | Vs COL | INJ                | 0-0 0/0 10:59     | 0-0 0/0 11:40     | 0-1 5/1 11:39     |
| Jan 17 | Vs CHI | INJ                | 0-0 0/0 11:40     | 0-0 0/0 17:25     | 0-0 0/-3 13:17    |
| Jan 19 | @ BOS  | INJ                | 0-1 0/0 12:35     | 0-0 1/0 13:35     | 0-0 1/1 13:15     |
| Jan 21 | @ CHI  | INJ                | 0-0 1/0 13:20     | 0-0 1/0 11:39     | 0-0 3/0 13:15     |
| Jan 29 | Vs OTT | INJ                | 0-0 0/0 8:42      | 0-0 0/1 11:32     | 0-0 0/1 11:39     |
| Jan 31 | Vs PHI | INJ                | DND               | 1-1 1/2 14:26     | 0-0 1/0 11:32     |
| Feb 2  | @ DET  | INJ                | DND               | 0-0 2/0 9:26      | 0-0 3/0 15:26     |
| Feb 3  | @ CBJ  | INJ                | DND               | 0-0 3/0 15:26     | 0-0 3/0 15:26     |
| Feb 5  | Vs EDM | INJ                | INJ               | 1-0 3/-1 12:40    | 0-0 0/0 14:50     |
| Feb 7  | Vs COL | INJ                | INJ               | 0-0 1/0 14:50     | 0-0 1/0 17:55     |
| Feb 10 | Vs VAN | 1-1 2/-1 16:00     | INJ               | 0-0 0/1 10:47     | 0-0 0/0 10:44     |
| Feb 12 | @ NSH  | 0-0 3/0 15:45      | INJ               | DND               | 0-0 0/0 10:09     |
| Feb 13 | Vs CHI | 0-1 2/0 17:26      | INJ               | DND               | 0-0 2/-2 9:29     |
| Feb 16 | Vs NYR | 0-1 0/0 16:47      | INJ               | DND               | 0-0 0/-1 10:14    |
| Feb 18 | @ CBJ  | 0-1 2/0 18:54      | INJ               | 0-1 2/1 10:43     | 0-0 1/0 10:14     |
| Feb 19 | @ NSH  | 1-1 4/2 19:33      | INJ               | 1-0 (W) 3/0 13:06 | 0-0 0/0 8:08      |
| Feb 21 | Vs NSH | 0-0 4/-1 20:26     | INJ               | 0-0 2/0 9:21      | 0-0 0/0 8:08      |
| Feb 24 | Vs PHX | 0-0 3/0 16:07      | INJ               | 1-0 (W) 2/-1 8:43 | 0-0 2/0 8:45      |
| Feb 26 | @ DAL  | 0-0 1/0 15:19      | INJ               | 0-0 0/0 12:51     | 0-0 0/0 13:24     |
| Feb 28 | @ PHX  | 1-0 6/1 20:47      | INJ               | 0-0 0/0 9:54      | 0-0 1/0 15:09     |
| Mar 3  | Vs DET | 0-0 2/-2 16:08     | INJ               | 0-0 1/0 10:54     | 0-0 1/0 7:53      |
| Mar 6  | @ TB   | 1-3 4/2 18:51      | INJ               | 0-0 0/0 10:34     | 0-0 1/0 6:29      |
| Mar 7  | @ FLA  | 0-0 3/-1 20:51     | INJ               | 0-0 0/1 9:38      | 0-1 0/1 9:03      |
| Mar 10 | Vs DAL | 0-0 2/1 16:26      | INJ               | 0-0 0/0 15:05     | 0-0 1/0 13:11     |
| Mar 12 | Vs SJ  | 1-1 4/2 19:40      | INJ               | 0-1 1/0 10:33     | 0-1 1/0 9:20      |
| Mar 14 | Vs DET | 0-1 1/-2 21:26     | INJ               | 0-1 1/-1 11:57    | 0-1 0/1 12:12     |
| Mar 15 | Vs MIN | 0-2 3/1 19:40      | INJ               | 0-0 1/-1 9:15     | 0-1 0/1 14:09     |
| Mar 17 | @ EDM  | 0-0 5/0 23:29      | INJ               | 0-0 0/0 8:31      | 1-0 (W) 2/0 10:28 |
| Mar 19 | @ VAN  | 0-0 2/-3 21:00     | INJ               | 0-0 1/0 11:14     | 0-0 0/1 13:48     |
| Mar 20 | @ CGY  | 1-0 5/1 17:23      | INJ               | 0-0 0/0 11:35     | 0-0 0/0 12:47     |
| Mar 24 | Vs LA  | 0-0 3/0 18:16      | INJ               |                   |                   |
| Mar 26 | Vs VAN | 1-0 4/0 20:26      | INJ               |                   |                   |
| Mar 28 | Vs CBJ | 0-0 5/-2 22:35     | INJ               |                   |                   |
| Mar 29 | @ CBJ  | 0-1 1/1 18:37      | INJ               |                   |                   |
| Apr 1  | @ CHI  | 0-0 3/-1 17:33     | INJ               |                   |                   |
| Apr 2  | @ DET  | 1-1 4/1 17:29      | INJ               |                   |                   |
| Apr 4  | @ DAL  | 0-1 1/-2 17:31     | INJ               |                   |                   |
| Apr 7  | @ PHX  | 0-0 0/1 16:13      | INJ               |                   |                   |
| Apr 10 | Vs CBJ | 1-1 2/0 21:36      | INJ               |                   |                   |
| Apr 12 | @ COL  | 0-1 1/1 16:29      | INJ               |                   |                   |

Skaters: Goals-Assists (Game Winning or Game Tying) Shots / (+/-) TOI

Goalies: Goals Allowed / Shots Decision Minutes Played



## Individual Game-By-Game

| Date   | Opp    | MCCLEMLEN #18     | KING #19     | STEEN #20      | BERGLUND #21      |
|--------|--------|-------------------|--------------|----------------|-------------------|
| Oct 10 | Vs NSH | 0-0 1/0 14:09     | INJ          | -              | 0-1 1/1 12:04     |
| Oct 11 | @ NYI  | 0-0 4/-1 16:19    | INJ          | -              | 0-0 1/0 15:14     |
| Oct 13 | @ TOR  | 0-0 2/-2 14:34    | INJ          | -              | 1-1 1/1 15:17     |
| Oct 16 | Vs DAL | 0-0 1/2 18:08     | 0-1 0/0 8:20 | -              | 0-0 1/1 11:26     |
| Oct 18 | Vs CHI | 0-1 0/1 16:20     | INJ          | -              | INJ               |
| Oct 22 | Vs DET | 0-1 1/0 11:35     | INJ          | -              | 0-0 0/0 10:31     |
| Oct 24 | Vs LA  | 0-0 0/-2 15:26    | INJ          | -              | 0-0 2/0 14:39     |
| Oct 25 | Vs FLA | 0-0 1/0 13:43     | INJ          | -              | 0-0 3/0 11:58     |
| Oct 30 | Vs CAR | 0-0 0/0 15:17     | INJ          | -              | 0-0 1/0 9:15      |
| Nov 1  | Vs PIT | 0-1 2/-1 12:54    | INJ          | -              | 0-0 2/1 15:42     |
| Nov 5  | @ ANA  | 0-0 0/-1 16:54    | INJ          | -              | 1-0 1/0 14:47     |
| Nov 6  | @ SJ   | 0-0 1/-1 17:27    | INJ          | -              | 0-2 4/1 15:58     |
| Nov 8  | @ LA   | 0-0 0/-1 14:51    | INJ          | -              | 1-0 2/0 16:44     |
| Nov 12 | @ BUF  | 0-0 4/0 14:17     | INJ          | -              | 1-1 2/3 16:58     |
| Nov 14 | @ CHI  | 0-1 1/1 20:21     | INJ          | -              | 0-0 4/1 13:48     |
| Nov 16 | Vs MTL | 0-0 3/0 22:39     | INJ          | -              | 0-0 3/-1 17:29    |
| Nov 21 | Vs ANA | 0-0 3/0 18:11     | INJ          | -              | INJ               |
| Nov 22 | @ MIN  | 0-0 0/-1 19:34    | INJ          | -              | INJ               |
| Nov 25 | @ NSH  | 0-0 1/0 22:24     | INJ          | DND            | INJ               |
| Nov 26 | @ COL  | 0-0 2/-1 17:52    | INJ          | 0-0 0/1 18:55  | INJ               |
| Nov 29 | Vs EDM | 0-0 1/-1 16:03    | INJ          | 0-0 4/-1 19:05 | 1-0 3/1 16:24     |
| Nov 30 | @ ATL  | 1-0 4/2 18:26     | INJ          | 0-0 0/-1 16:50 | 0-1 2/0 17:17     |
| Dec 3  | @ MIN  | 0-0 1/0 14:55     | INJ          | 0-0 1/-1 14:14 | 0-0 1/0 20:38     |
| Dec 5  | Vs CGY | 0-0 1/0 19:13     | INJ          | 0-0 0/0 18:50  | 1-1 1/1 18:06     |
| Dec 6  | Vs PHX | 0-0 3/0 17:09     | INJ          | 0-0 4/0 17:48  | 1-1 4/1 17:42     |
| Dec 8  | Vs NSH | 0-2 1/1 16:29     | INJ          | 1-1 3/1 16:43  | 1-1 2/3 21:30     |
| Dec 10 | @ ANA  | 0-0 0/0 16:04     | INJ          | 0-0 2/0 19:32  | 0-1 2/0 16:52     |
| Dec 11 | @ LA   | 0-0 3/0 16:25     | INJ          | 0-0 3/-1 15:22 | 0-0 0/-2 14:53    |
| Dec 13 | @ SJ   | 0-1 0/-2 16:50    | INJ          | 0-2 2/0 18:18  | 0-0 3/1 17:40     |
| Dec 16 | Vs CGY | 0-0 2/0 16:45     | INJ          | 0-1 0/0 17:05  | 1-0 4/-1 19:23    |
| Dec 18 | @ WSH  | 0-1 2/1 16:45     | INJ          | 0-1 4/1 18:57  | 0-0 0/0 17:49     |
| Dec 20 | Vs MIN | 1-0 3/0 15:38     | INJ          | 0-1 3/1 17:08  | 1-0 1/1 13:40     |
| Dec 21 | Vs BOS | 1-0 4/1 14:46     | INJ          | 0-0 1/1 19:28  | 0-0 0/-1 16:05    |
| Dec 23 | @ DET  | 0-0 2/-1 17:18    | INJ          | 0-0 2/1 18:01  | 1-0 4/0 15:34     |
| Dec 27 | Vs SJ  | 0-0 3/-1 17:15    | INJ          | 0-0 4/-1 17:29 | 1-0 1/0 13:36     |
| Dec 28 | Vs ANA | 0-0 0/-1 15:03    | INJ          | 0-0 3/-1 19:51 | 0-2 3/1 19:31     |
| Dec 30 | Vs NJ  | 0-0 3/-1 15:32    | INJ          | 1-0 1/0 15:58  | 0-0 1/1 18:15     |
| Jan 2  | @ CAR  | 0-0 1/0 12:39     | INJ          | 0-0 3/0 13:31  | 0-0 5/0 17:13     |
| Jan 3  | Vs CBJ | 0-0 0/0 16:21     | INJ          | 1-2 3/0 21:39  | 0-0 0/-1 15:03    |
| Jan 9  | @ VAN  | 0-0 1/-1 16:04    | INJ          | 1-0 1/1 17:36  | 1-1 3/0 16:15     |
| Jan 11 | @ EDM  | 0-1 1/1 14:44     | INJ          | DND            | 0-0 3/-1 17:32    |
| Jan 13 | @ CGY  | 0-0 1/0 17:39     | INJ          | 0-0 0/0 19:59  | 0-0 2/1 19:22     |
| Jan 15 | Vs COL | 0-0 3/-2 17:28    | INJ          | 0-0 1/-2 18:45 | 1-0 2/1 13:32     |
| Jan 17 | Vs CHI | 0-0 0/0 16:40     | INJ          | 0-0 3/0 19:02  | 0-1 1/0 15:28     |
| Jan 19 | @ BOS  | 1-0 1/1 17:23     | INJ          | 0-1 0/0 17:43  | 0-1 2/1 17:36     |
| Jan 21 | @ CHI  | 0-0 0/0 16:11     | INJ          | 0-0 1/0 16:19  | 0-0 1/0 13:13     |
| Jan 29 | Vs OTT | 0-0 4/0 14:52     | INJ          | 0-0 0/0 13:37  | 0-0 1/-1 15:55    |
| Jan 31 | Vs PHI | 1-0 (W) 3/1 15:52 | INJ          | 0-1 3/0 17:41  | 1-0 3/0 16:44     |
| Feb 2  | @ DET  | 0-0 1/0 13:27     | INJ          | 0-0 4/0 19:20  | 1-0 5/0 16:34     |
| Feb 3  | @ CBJ  | 2-0 3/1 17:03     | INJ          | 0-0 1/0 18:47  | 0-0 4/1 18:29     |
| Feb 5  | Vs EDM | 1-0 6/0 17:26     | INJ          | 0-0 2/0 18:38  | 0-0 0/0 12:16     |
| Feb 7  | Vs COL | 0-0 0/0 16:23     | INJ          | 0-1 2/-1 16:34 | 0-0 4/0 15:22     |
| Feb 10 | Vs VAN | 0-0 2/-1 14:27    | INJ          | 0-0 1/-1 16:22 | 0-3 3/1 15:04     |
| Feb 12 | @ NSH  | 0-1 1/0 18:44     | INJ          | 0-0 2/0 17:00  | 0-0 1/-1 17:32    |
| Feb 13 | Vs CHI | 0-0 1/0 16:39     | INJ          | 0-0 3/0 16:21  | 0-0 3/0 16:20     |
| Feb 16 | Vs NYR | 0-1 0/1 11:05     | INJ          | 0-0 4/1 16:08  | 0-0 3/0 11:42     |
| Feb 18 | @ CBJ  | 0-0 2/1 13:40     | INJ          | 1-1 3/0 14:39  | 0-0 0/0 18:03     |
| Feb 19 | @ NSH  | 0-0 5/-1 17:47    | INJ          | 0-0 4/-1 19:17 | 0-0 1/0 9:52      |
| Feb 21 | Vs NSH | 0-0 2/0 15:24     | INJ          | 0-0 1/0 17:40  | 0-0 0/0 10:20     |
| Feb 24 | Vs PHX | 1-0 (W) 3/0 17:35 | INJ          | 0-0 3/-1 19:13 | 0-0 1/0 10:14     |
| Feb 26 | @ DAL  | 1-0 2/1 18:31     | INJ          | 0-0 1/-1 15:00 | 1-1 1/1 11:59     |
| Feb 28 | @ PHX  | 1-0 4/1 16:47     | INJ          | 0-1 3/1 15:45  | 0-1 1/0 12:46     |
| Mar 3  | Vs DET | 0-0 1/0 15:09     | INJ          | 0-0 4/0 15:39  | 0-0 2/0 15:33     |
| Mar 6  | @ TB   | 0-0 3/0 18:38     | INJ          | 0-0 3/0 15:11  | 0-0 1/0 12:48     |
| Mar 7  | @ FLA  | 0-0 2/0 15:39     | INJ          | 0-0 3/0 16:47  | 0-1 0/0 10:40     |
| Mar 10 | Vs DAL | 0-0 2/-1 18:46    | INJ          | 0-1 0/-1 12:40 | 0-0 2/2 13:42     |
| Mar 12 | Vs SJ  | 0-0 2/1 20:11     | INJ          | DND            | DND               |
| Mar 14 | Vs DET | 0-0 3/-1 14:57    | INJ          | 0-0 0/-2 12:45 | 0-0 2/-1 14:17    |
| Mar 15 | Vs MIN | 0-0 0/-1 16:53    | INJ          | 0-0 1/-1 15:37 | 0-1 4/0 13:01     |
| Mar 17 | @ EDM  | 0-0 2/0 19:04     | INJ          | 0-0 0/0 14:25  | 0-0 1/0 11:02     |
| Mar 19 | @ VAN  | 0-0 1/0 15:42     | INJ          | 0-0 0/0 15:13  | 0-0 4/0 11:23     |
| Mar 20 | @ CGY  | 1-0 (W) 3/1 19:25 | INJ          | 0-1 0/1 16:25  | 0-0 3/0 10:48     |
| Mar 24 | Vs LA  | 0-0 1/0 17:58     | INJ          | 0-0 1/0 12:43  | 2-0 (W) 2/1 13:38 |
| Mar 26 | Vs VAN | 0-0 2/-1 16:02    | INJ          | 0-0 2/-1 12:36 | 0-1 1/0 11:45     |
| Mar 28 | Vs CBJ | 0-1 0/0 16:17     | INJ          | 1-0 5/0 14:21  | 0-1 3/1 13:54     |
| Mar 29 | @ CBJ  | 0-0 1/-1 16:45    | INJ          | 0-0 3/1 13:48  | 1-2 2/3 10:53     |
| Apr 1  | @ CHI  | 0-0 2/0 18:07     | INJ          | 0-0 1/0 13:16  | 0-0 0/-2 11:37    |
| Apr 2  | @ DET  | 0-0 2/-1 18:59    | INJ          | 0-1 1/1 15:32  | 0-0 0/0 6:20      |
| Apr 4  | @ DAL  | 0-0 1/-2 18:14    | INJ          | 0-0 3/-1 14:02 | 0-0 0/0 14:41     |
| Apr 7  | @ PHX  | 0-2 1/2 15:59     | INJ          | 0-2 0/3 15:06  | 0-0 4/0 17:28     |
| Apr 10 | Vs CBJ | 0-0 1/0 17:25     | INJ          | 0-0 2/0 14:05  | 0-0 1/0 11:56     |
| Apr 12 | @ COL  | 0-0 0/0 16:55     | INJ          | 0-0 2/0 14:17  | 0-0 2/0 11:16     |

Skaters: Goals-Assists (Game Winning or Game Tying) Shots / (+/-) TOI

Goalies: Goals Allowed / Shots Decision Minutes Played

# 2008-2009 Season Recap

## Individual Game-By-Game

| Date   | Opp    | BOYES #22          | WHITFIELD #23 | STASTNY #25    | CROMBEEN #26      |
|--------|--------|--------------------|---------------|----------------|-------------------|
| Oct 10 | Vs NSH | 1-1 (W) 2/-1 18:40 | MIN           | DND            | -                 |
| Oct 11 | @ NYI  | 1-0 3/-2 22:04     | MIN           | DND            | -                 |
| Oct 13 | @ TOR  | 1-0 3/-2 22:59     | MIN           | 0-0 0/0 8:13   | -                 |
| Oct 16 | Vs DAL | 1-1 1/0 15:45      | MIN           | 1-0 1/1 15:22  | -                 |
| Oct 18 | Vs CHI | 0-1 1/0 23:06      | MIN           | 0-0 1/0 7:43   | -                 |
| Oct 22 | Vs DET | 1-1 2/0 21:23      | MIN           | DND            | -                 |
| Oct 24 | Vs LA  | 0-0 1/0 17:01      | MIN           | 0-0 0/-1 7:03  | -                 |
| Oct 25 | Vs FLA | 2-0 (W) 4/1 19:51  | MIN           | DND            | -                 |
| Oct 30 | Vs CAR | 0-0 2/0 18:30      | MIN           | DND            | -                 |
| Nov 1  | Vs PIT | 0-0 3/-3 18:19     | MIN           | DND            | -                 |
| Nov 5  | @ ANA  | 0-0 3/-2 20:30     | MIN           | 0-0 1/-1 13:53 | -                 |
| Nov 6  | @ SJ   | 0-1 1/0 20:49      | MIN           | 0-0 3/-1 15:53 | -                 |
| Nov 8  | @ LA   | 1-1 4/0 21:11      | MIN           | 0-0 0/0 10:22  | -                 |
| Nov 12 | @ BUF  | 0-0 2/-3 20:19     | MIN           | 0-0 1/-1 9:00  | -                 |
| Nov 14 | @ CHI  | 0-1 4/-2 22:00     | MIN           | 0-0 1/0 19:30  | -                 |
| Nov 16 | Vs MTL | 0-0 0/0 19:36      | MIN           | 0-0 0/-1 16:34 | -                 |
| Nov 21 | Vs ANA | 0-0 0/-1 18:58     | MIN           | 0-0 0/0 15:52  | 0-0 1/0 11:48     |
| Nov 22 | @ MIN  | 2-0 (W) 7/1 17:43  | MIN           | 0-0 0/-1 16:48 | 0-0 3/-1 14:39    |
| Nov 25 | @ NSH  | 0-0 0/0 20:15      | MIN           | 0-0 0/0 14:37  | 0-0 0/0 11:49     |
| Nov 26 | @ COL  | 0-0 3/1 20:13      | MIN           | 0-0 2/-1 16:48 | 0-0 0/-1 14:56    |
| Nov 29 | Vs EDM | 1-0 5/0 19:48      | MIN           | 0-0 0/-2 13:03 | 0-0 0/0 12:11     |
| Nov 30 | @ ATL  | 1-1 (W) 6/-1 20:02 | MIN           | 0-0 1/0 11:12  | 0-1 3/1 12:39     |
| Dec 3  | @ MIN  | 0-0 2/-1 20:32     | MIN           | 0-0 2/-1 15:14 | 0-0 4/-1 13:34    |
| Dec 5  | Vs CGY | 1-1 3/0 20:49      | MIN           | 0-1 1/0 9:14   | 0-0 0/0 14:54     |
| Dec 6  | Vs PHX | 0-3 0/1 16:26      | MIN           | 0-0 3/0 13:07  | 1-0 (W) 2/1 14:12 |
| Dec 8  | Vs NSH | 1-1 4/1 19:56      | MIN           | 0-0 0/-1 10:43 | 3-1 (W) 5/2 14:19 |
| Dec 10 | @ ANA  | 1-0 3/-1 18:18     | MIN           | 0-0 0/-1 10:38 | 1-0 2/1 13:53     |
| Dec 11 | @ LA   | 0-0 4/-2 15:46     | MIN           | 0-0 0/1 15:50  | 0-0 1/-1 13:19    |
| Dec 13 | @ SJ   | 0-0 3/1 19:06      | MIN           | 0-0 2/-1 11:32 | 1-0 2/0 10:22     |
| Dec 16 | Vs CGY | 1-1 3/-1 20:15     | MIN           | 0-0 0/-2 12:05 | 0-0 3/0 15:31     |
| Dec 18 | @ WSH  | 0-0 2/-3 20:50     | MIN           | 0-0 1/0 8:36   | 0-0 3/0 16:58     |
| Dec 20 | Vs MIN | 0-1 2/1 18:50      | MIN           | 0-0 0/0 12:44  | 0-0 1/-1 13:13    |
| Dec 21 | Vs BOS | 0-0 3/-2 18:14     | MIN           | 1-0 4/0 14:35  | 0-0 0/0 11:04     |
| Dec 23 | @ DET  | 0-0 5/-1 16:39     | MIN           | 0-0 1/-1 15:05 | 0-0 4/-1 12:23    |
| Dec 27 | Vs SJ  | 0-0 4/0 19:57      | MIN           | 0-1 2/0 14:59  | 0-0 2/-1 13:44    |
| Dec 28 | Vs ANA | 1-0 3/-1 19:21     | MIN           | 0-0 0/0 10:02  | 0-0 0/-1 11:38    |
| Dec 30 | Vs NJ  | 1-0 4/2 19:08      | MIN           | DND            | 0-0 2/0 12:43     |
| Jan 2  | @ CAR  | 0-0 1/0 19:25      | MIN           | 0-0 0/0 10:42  | 0-0 1/0 10:55     |
| Jan 3  | Vs CBJ | 0-1 2/-2 18:25     | MIN           | 0-1 0/0 13:32  | 1-1 3/1 17:38     |
| Jan 9  | @ VAN  | 1-0 (W) 1/0 14:35  | MIN           | 0-1 2/0 11:10  | 1-0 5/0 15:33     |
| Jan 11 | @ EDM  | 0-0 1/-1 17:55     | MIN           | 1-0 1/0 11:40  | 0-0 1/0 13:41     |
| Jan 13 | @ CGY  | 0-0 5/0 20:20      | MIN           | DND            | 0-0 2/0 7:56      |
| Jan 15 | Vs COL | 1-0 (W) 2/0 18:38  | 0-1 2/1 11:57 | INJ            | 0-0 1/2 13:19     |
| Jan 17 | Vs CHI | 0-0 1/0 20:25      | 0-0 2/0 10:58 | INJ            | 0-0 0/0 14:03     |
| Jan 19 | @ BOS  | 0-0 4/0 17:06      | MIN           | INJ            | 0-0 2/0 13:41     |
| Jan 21 | @ CHI  | 0-1 2/1 19:35      | MIN           | INJ            | 0-0 2/0 17:02     |
| Jan 29 | Vs OTT | 0-0 1/-1 18:24     | MIN           | INJ            | 0-0 2/0 13:01     |
| Jan 31 | Vs PHI | 0-2 4/1 18:37      | MIN           | INJ            | 0-0 2/0 12:51     |
| Feb 2  | @ DET  | 0-2 3/-3 24:14     | MIN           | INJ            | 0-0 2/0 11:49     |
| Feb 3  | @ CBJ  | 2-1 (W) 4/3 19:18  | MIN           | INJ            | 0-0 1/1 15:41     |
| Feb 5  | Vs EDM | 0-0 2/0 21:56      | MIN           | INJ            | 0-0 2/0 13:37     |
| Feb 7  | Vs COL | 1-1 3/3 17:33      | DND           | INJ            | 0-0 1/-1 12:40    |
| Feb 10 | Vs VAN | 1-0 2/-1 19:23     | MIN           | INJ            | 0-0 1/1 12:27     |
| Feb 12 | @ NSH  | 0-2 2/2 16:07      | MIN           | MIN            | 0-0 2/0 15:02     |
| Feb 13 | Vs CHI | 1-0 (W) 2/0 16:03  | MIN           | MIN            | 0-0 2/0 12:23     |
| Feb 16 | Vs NYR | 0-0 3/0 19:53      | MIN           | MIN            | 1-0 (W) 1/1 14:28 |
| Feb 18 | @ CBJ  | 0-0 3/-1 20:49     | MIN           | MIN            | 0-0 1/-1 11:32    |
| Feb 19 | @ NSH  | 0-0 7/1 20:34      | MIN           | MIN            | 0-1 4/0 17:01     |
| Feb 21 | Vs NSH | 0-0 1/0 22:16      | MIN           | MIN            | 0-0 3/0 15:27     |
| Feb 24 | Vs PHX | 0-0 1/0 16:37      | MIN           | DND            | 0-0 2/-1 17:44    |
| Feb 26 | @ DAL  | 0-0 2/0 16:35      | MIN           | MIN            | 0-0 1/0 16:03     |
| Feb 28 | @ PHX  | 0-1 2/1 22:07      | MIN           | MIN            | 0-0 1/0 15:20     |
| Mar 3  | Vs DET | 0-0 1/-1 16:18     | MIN           | MIN            | 0-0 0/0 13:11     |
| Mar 6  | @ TB   | 1-2 (W) 5/1 19:05  | MIN           | MIN            | 0-0 0/0 15:19     |
| Mar 7  | @ FLA  | 1-0 4/-2 17:08     | MIN           | MIN            | 0-0 1/1 13:31     |
| Mar 10 | Vs DAL | 0-1 1/0 14:52      | MIN           | MIN            | 0-0 3/-1 16:33    |
| Mar 12 | Vs SJ  | 1-0 (W) 4/1 17:23  | 0-0 0/1 10:13 | MIN            | 0-0 2/0 12:27     |
| Mar 14 | Vs DET | 0-0 2/-1 19:58     | MIN           | MIN            | 0-0 3/-1 15:25    |
| Mar 15 | Vs MIN | 1-1 5/1 20:18      | MIN           | MIN            | 0-0 0/-1 9:32     |
| Mar 17 | @ EDM  | 0-1 3/0 22:13      | MIN           | MIN            | 0-0 4/0 10:49     |
| Mar 19 | @ VAN  | 0-0 4/-3 20:07     | MIN           | MIN            | 0-0 2/0 13:39     |
| Mar 20 | @ CGY  | 0-1 1/1 17:53      | MIN           | MIN            | 0-1 0/1 16:22     |
| Mar 24 | Vs LA  | 0-0 0/0 18:19      | MIN           | MIN            | 0-0 0/0 11:24     |
| Mar 26 | Vs VAN | 0-1 8/0 20:57      | MIN           | MIN            | 0-0 0/-1 13:55    |
| Mar 28 | Vs CBJ | 0-0 1/-2 21:35     | MIN           | MIN            | 0-1 0/0 13:00     |
| Mar 29 | @ CBJ  | 1-0 6/2 15:15      | MIN           | MIN            | 0-0 0/-1 14:24    |
| Apr 1  | @ CHI  | 0-0 1/-1 16:40     | MIN           | MIN            | 0-0 1/0 12:31     |
| Apr 2  | @ DET  | 0-2 2/1 18:06      | MIN           | MIN            | 0-0 2/0 15:50     |
| Apr 4  | @ DAL  | 2-2 5/0 19:32      | MIN           | MIN            | 0-0 3/-1 13:47    |
| Apr 7  | @ PHX  | 0-0 1/0 15:06      | MIN           | MIN            | 2-0 4/2 13:26     |
| Apr 10 | Vs CBJ | 0-2 1/-1 20:44     | MIN           | MIN            | 0-0 1/0 15:05     |
| Apr 12 | @ COL  | 1-0 (W) 2/1 18:05  | MIN           | MIN            | 0-0 3/0 16:07     |

Skaters: Goals-Assists (Game Winning or Game Tying) Shots / (+/-) TOI

Goalies: Goals Allowed / Shots Decision Minutes Played



## Individual Game-By-Game

| Date   | Opp    | PIETRANGELO #27 | COLAIACOVO #28 | WOYWITKA #29      | PORTER #32    |
|--------|--------|-----------------|----------------|-------------------|---------------|
| Oct 10 | Vs NSH | 0-0 0/1 15:54   | -              | INJ               | 0-1 2/0 15:30 |
| Oct 11 | @ NYI  | 0-0 1/-1 19:30  | -              | INJ               | 0-0 2/-1 9:30 |
| Oct 13 | @ TOR  | 0-0 2/-2 14:01  | -              | INJ               | 0-0 0/0 10:20 |
| Oct 16 | Vs DAL | INJ             | -              | INJ               | DND           |
| Oct 18 | Vs CHI | INJ             | -              | INJ               | 1-0 2/0 11:18 |
| Oct 22 | Vs DET | INJ             | -              | INJ               | 0-0 0/0 6:56  |
| Oct 24 | Vs LA  | INJ             | -              | MIN               | MIN           |
| Oct 25 | Vs FLA | INJ             | -              | MIN               | MIN           |
| Oct 30 | Vs CAR | INJ             | -              | MIN               | MIN           |
| Nov 1  | Vs PIT | 0-0 1/0 15:16   | -              | MIN               | MIN           |
| Nov 5  | @ ANA  | 0-0 1/0 20:39   | -              | MIN               | MIN           |
| Nov 6  | @ SJ   | 0-1 1/1 9:04    | -              | MIN               | MIN           |
| Nov 8  | @ LA   | 0-0 0/2 18:21   | -              | MIN               | MIN           |
| Nov 12 | @ BUF  | 0-0 1/-1 19:22  | -              | MIN               | MIN           |
| Nov 14 | @ CHI  | MIN             | -              | 0-0 0/-1 15:01    | MIN           |
| Nov 16 | Vs MTL | MIN             | -              | 0-1 1/0 15:58     | MIN           |
| Nov 21 | Vs ANA | MIN             | -              | 0-1 1/0 17:23     | MIN           |
| Nov 22 | @ MIN  | MIN             | -              | 0-0 0/1 17:18     | MIN           |
| Nov 25 | @ NSH  | MIN             | DND            | 0-0 2/0 21:45     | 0-0 1/0 9:37  |
| Nov 26 | @ COL  | MIN             | 0-0 1/0 13:35  | 0-0 2/-1 19:56    | MIN           |
| Nov 29 | Vs EDM | MIN             | 0-0 2/2 15:43  | 0-0 0/1 13:02     | MIN           |
| Nov 30 | @ ATL  | MIN             | 0-1 4/-1 15:46 | 0-2 3/1 19:07     | MIN           |
| Dec 3  | @ MIN  | MIN             | 0-0 0/-1 17:31 | 0-0 1/0 17:35     | MIN           |
| Dec 5  | Vs CGY | MIN             | 0-2 2/-1 19:29 | 0-0 2/0 18:53     | MIN           |
| Dec 6  | Vs PHX | MIN             | 0-1 2/1 21:22  | 0-0 0/1 14:42     | MIN           |
| Dec 8  | Vs NSH | MIN             | 0-0 1/0 17:14  | 0-0 1/-1 17:59    | MIN           |
| Dec 10 | @ ANA  | MIN             | 0-0 0/-1 19:07 | 0-0 2/0 14:07     | MIN           |
| Dec 11 | @ LA   | MIN             | 1-0 3/0 18:44  | 0-0 2/-1 13:21    | MIN           |
| Dec 13 | @ SJ   | MIN             | 0-0 1/-2 20:42 | 0-0 0/-2 19:34    | MIN           |
| Dec 16 | Vs CGY | MIN             | 0-0 2/0 20:14  | 0-0 1/2 17:58     | MIN           |
| Dec 18 | @ WSH  | MIN             | 0-1 1/-1 23:36 | 0-0 1/0 17:30     | MIN           |
| Dec 20 | Vs MIN | MIN             | 0-0 1/1 12:38  | 0-1 0/1 19:52     | MIN           |
| Dec 21 | Vs BOS | MIN             | 0-0 1/0 16:38  | 0-1 1/-2 20:06    | MIN           |
| Dec 23 | @ DET  | MIN             | 0-0 0/0 21:13  | 0-0 1/0 14:53     | MIN           |
| Dec 27 | Vs SJ  | MIN             | 0-0 0/2 21:06  | 0-0 0/-2 16:03    | MIN           |
| Dec 28 | Vs ANA | MIN             | 0-0 1/-1 20:23 | 0-0 0/0 18:12     | MIN           |
| Dec 30 | Vs NJ  | MIN             | 0-0 1/-2 16:08 | 0-1 0/0 19:22     | MIN           |
| Jan 2  | @ CAR  | MIN             | 0-0 0/0 6:17   | 0-0 2/0 22:42     | MIN           |
| Jan 3  | Vs CBJ | MIN             | 0-1 1/-1 18:15 | 0-1 1/0 16:29     | MIN           |
| Jan 9  | @ VAN  | MIN             | 0-1 1/2 19:51  | 0-0 1/0 20:59     | MIN           |
| Jan 11 | @ EDM  | MIN             | 0-0 1/0 17:44  | 0-0 0/0 22:30     | MIN           |
| Jan 13 | @ CGY  | MIN             | 0-0 1/0 18:47  | 0-0 1/-1 16:54    | MIN           |
| Jan 15 | Vs COL | MIN             | 0-1 1/1 15:16  | DND               | MIN           |
| Jan 17 | Vs CHI | MIN             | 0-1 2/0 19:08  | DND               | MIN           |
| Jan 19 | @ BOS  | MIN             | 0-1 1/1 18:33  | 0-1 2/0 25:42     | MIN           |
| Jan 21 | @ CHI  | MIN             | 0-1 1/0 17:04  | 1-0 (W) 3/1 19:45 | MIN           |
| Jan 29 | Vs OTT | MIN             | 0-0 1/0 17:11  | 0-1 1/-1 20:46    | MIN           |
| Jan 31 | Vs PHI | MIN             | 1-0 2/1 19:43  | 0-0 2/1 19:59     | MIN           |
| Feb 2  | @ DET  | MIN             | 0-2 0/-1 22:08 | 0-1 2/-1 21:24    | MIN           |
| Feb 3  | @ CBJ  | MIN             | 0-2 2/2 16:25  | 0-0 0/-1 18:05    | MIN           |
| Feb 5  | Vs EDM | MIN             | 0-0 3/-1 21:42 | 0-0 1/0 19:18     | MIN           |
| Feb 7  | Vs COL | MIN             | 0-0 4/1 21:45  | 0-1 1/2 18:36     | MIN           |
| Feb 10 | Vs VAN | MIN             | 0-2 1/0 23:29  | 0-0 0/-2 20:59    | MIN           |
| Feb 12 | @ NSH  | MIN             | 0-0 0/0 18:00  | 0-0 4/2 23:09     | MIN           |
| Feb 13 | Vs CHI | MIN             | 0-0 0/0 19:24  | 0-0 0/0 19:12     | MIN           |
| Feb 16 | Vs NYR | MIN             | 1-0 3/1 22:04  | 0-0 0/-1 19:40    | MIN           |
| Feb 18 | @ CBJ  | MIN             | 0-0 1/1 23:33  | 0-0 0/-2 22:43    | MIN           |
| Feb 19 | @ NSH  | MIN             | 0-1 0/1 18:43  | 0-0 0/1 20:30     | MIN           |
| Feb 21 | Vs NSH | MIN             | 0-0 1/0 17:20  | 0-0 2/0 20:44     | MIN           |
| Feb 24 | Vs PHX | MIN             | 0-0 1/-1 12:58 | 0-1 0/1 19:31     | MIN           |
| Feb 26 | @ DAL  | MIN             | 0-0 1/0 7:49   | 0-0 0/1 19:18     | MIN           |
| Feb 28 | @ PHX  | MIN             | 0-0 3/1 18:45  | 0-0 0/2 19:50     | MIN           |
| Mar 3  | Vs DET | MIN             | 0-0 0/-2 20:55 | 0-0 0/0 13:30     | MIN           |
| Mar 6  | @ TB   | MIN             | 0-1 4/1 17:33  | 0-0 2/1 15:24     | MIN           |
| Mar 7  | @ FLA  | MIN             | 0-1 2/0 21:57  | 0-0 2/-1 16:28    | MIN           |
| Mar 10 | Vs DAL | MIN             | 0-2 0/0 17:32  | 0-0 0/1 16:20     | MIN           |
| Mar 12 | Vs SJ  | MIN             | 0-0 1/1 16:43  | 0-0 1/2 15:41     | MIN           |
| Mar 14 | Vs DET | MIN             | 0-0 2/0 21:40  | 1-0 2/-3 19:22    | MIN           |
| Mar 15 | Vs MIN | MIN             | 0-2 3/1 19:41  | 0-0 3/-1 18:56    | MIN           |
| Mar 17 | @ EDM  | MIN             | 0-0 1/0 19:23  | 0-0 1/0 16:46     | MIN           |
| Mar 19 | @ VAN  | MIN             | 0-0 1/0 21:20  | 0-0 1/-1 20:16    | MIN           |
| Mar 20 | @ CGY  | MIN             | 0-0 2/1 19:40  | DND               | MIN           |
| Mar 24 | Vs LA  | MIN             | 0-0 2/0 17:00  | 0-0 0/0 18:21     | MIN           |
| Mar 26 | Vs VAN | MIN             | 0-1 0/-1 21:55 | 0-1 2/1 17:17     | MIN           |
| Mar 28 | Vs CBJ | MIN             | 0-0 1/-1 21:20 | 0-0 1/3 18:59     | MIN           |
| Mar 29 | @ CBJ  | MIN             | 0-0 0/0 18:42  | 0-0 1/2 17:30     | MIN           |
| Apr 1  | @ CHI  | MIN             | 0-0 0/-1 17:39 | 1-0 2/0 16:52     | MIN           |
| Apr 2  | @ DET  | MIN             | 0-1 3/1 16:36  | 0-0 1/2 15:43     | MIN           |
| Apr 4  | @ DAL  | MIN             | 0-0 0/-1 19:44 | 0-0 3/1 19:22     | MIN           |
| Apr 7  | @ PHX  | MIN             | 0-0 0/0 17:10  | 0-0 2/0 17:20     | MIN           |
| Apr 10 | Vs CBJ | MIN             | 0-0 1/-1 18:30 | 0-1 3/1 19:32     | MIN           |
| Apr 12 | @ COL  | MIN             | 0-0 0/0 16:21  | 0-0 0/1 19:13     | MIN           |

Skaters: Goals-Assists (Game Winning or Game Tying) Shots / (+/-) TOI

Goalies: Goals Allowed / Shots Decision Minutes Played

# 2008-2009 Season Recap

## Individual Game-By-Game

| Date   | Opp    | KOCI #33      | WOZNIEWSKI #33 | REGIER #41     | BACKES #42        |
|--------|--------|---------------|----------------|----------------|-------------------|
| Oct 10 | Vs NSH | -             | MIN            | MIN            | 1-0 2/-1 17:50    |
| Oct 11 | @ NYI  | -             | MIN            | MIN            | 0-0 1/0 16:31     |
| Oct 13 | @ TOR  | -             | MIN            | MIN            | 0-0 0/-2 13:48    |
| Oct 16 | Vs DAL | -             | MIN            | MIN            | 0-0 2/3 18:15     |
| Oct 18 | Vs CHI | -             | MIN            | MIN            | 0-0 1/0 16:06     |
| Oct 22 | Vs DET | DND           | MIN            | MIN            | 0-0 1/-1 14:53    |
| Oct 24 | Vs LA  | DND           | MIN            | MIN            | 0-0 0/-1 16:21    |
| Oct 25 | Vs FLA | DND           | MIN            | MIN            | 0-1 3/1 16:32     |
| Oct 30 | Vs CAR | DND           | MIN            | MIN            | 0-0 1/0 14:54     |
| Nov 1  | Vs PIT | DND           | MIN            | MIN            | 0-1 0/0 15:57     |
| Nov 5  | @ ANA  | DND           | MIN            | MIN            | 0-0 2/-2 19:15    |
| Nov 6  | @ SJ   | 0-0 0/-1 1:21 | MIN            | MIN            | 1-0 2/1 17:44     |
| Nov 8  | @ LA   | 0-0 4/0 6:09  | MIN            | MIN            | 0-1 0/0 16:07     |
| Nov 12 | @ BUF  | 0-0 1/-1 3:44 | MIN            | MIN            | 0-0 3/0 16:40     |
| Nov 14 | @ CHI  | 0-0 0/0 3:13  | MIN            | MIN            | 0-0 2/0 4:22      |
| Nov 16 | Vs MTL | DND           | MIN            | 2-0 2/0 6:24   | 0-0 2/0 19:04     |
| Nov 21 | Vs ANA | DND           | MIN            | 1-0 2/0 13:07  | 1-1 4/0 21:19     |
| Nov 22 | @ MIN  | DND           | MIN            | 0-1 4/1 15:19  | 0-0 1/0 15:20     |
| Nov 25 | @ NSH  | DND           | MIN            | 0-0 2/0 14:47  | 0-0 1/0 18:37     |
| Nov 26 | @ COL  | Traded to TB  | MIN            | 0-0 0/-1 12:16 | 0-0 0/-1 16:34    |
| Nov 29 | Vs EDM | -             | MIN            | 0-0 0/0 7:49   | 0-0 0/0 17:34     |
| Nov 30 | @ ATL  | -             | MIN            | 0-0 1/0 11:26  | 1-0 4/1 17:35     |
| Dec 3  | @ MIN  | -             | MIN            | 0-0 0/-1 6:47  | 0-0 1/0 17:38     |
| Dec 5  | Vs CGY | -             | MIN            | MIN            | 1-0 5/1 18:46     |
| Dec 6  | Vs PHX | -             | MIN            | MIN            | 1-1 2/0 17:31     |
| Dec 8  | Vs NSH | -             | MIN            | MIN            | 0-1 0/2 21:47     |
| Dec 10 | @ ANA  | -             | MIN            | MIN            | 0-0 2/-2 18:49    |
| Dec 11 | @ LA   | -             | MIN            | MIN            | 0-0 1/0 16:15     |
| Dec 13 | @ SJ   | -             | MIN            | MIN            | 1-1 4/0 18:09     |
| Dec 16 | Vs CGY | -             | MIN            | MIN            | 1-0 4/-1 17:53    |
| Dec 18 | @ WSH  | -             | MIN            | MIN            | 1-0 5/-1 19:23    |
| Dec 20 | Vs MIN | -             | MIN            | MIN            | 1-0 2/1 18:43     |
| Dec 21 | Vs BOS | -             | MIN            | MIN            | 0-0 5/-2 18:37    |
| Dec 23 | @ DET  | -             | MIN            | MIN            | 0-0 2/0 15:26     |
| Dec 27 | Vs SJ  | -             | MIN            | MIN            | 0-0 2/0 24:09     |
| Dec 28 | Vs ANA | -             | MIN            | MIN            | 0-0 3/-1 19:21    |
| Dec 30 | Vs NJ  | -             | MIN            | MIN            | 1-0 4/-1 17:05    |
| Jan 2  | @ CAR  | -             | MIN            | MIN            | 1-0 2/1 16:15     |
| Jan 3  | Vs CBJ | -             | MIN            | MIN            | 0-0 5/-1 5:11     |
| Jan 9  | @ VAN  | -             | MIN            | MIN            | 1-1 4/2 21:18     |
| Jan 11 | @ EDM  | -             | MIN            | MIN            | 0-0 4/0 19:43     |
| Jan 13 | @ CGY  | -             | MIN            | MIN            | 0-0 2/-1 19:39    |
| Jan 15 | Vs COL | -             | MIN            | MIN            | 1-0 4/1 18:29     |
| Jan 17 | Vs CHI | -             | MIN            | MIN            | 1-0 4/-1 21:06    |
| Jan 19 | @ BOS  | -             | MIN            | MIN            | 1-1 5/1 18:53     |
| Jan 21 | @ CHI  | -             | MIN            | MIN            | 0-0 4/0 19:09     |
| Jan 29 | Vs OTT | -             | MIN            | MIN            | 0-1 3/-1 16:31    |
| Jan 31 | Vs PHI | -             | MIN            | MIN            | 1-0 4/0 16:12     |
| Feb 2  | @ DET  | -             | MIN            | MIN            | 0-0 2/-3 23:38    |
| Feb 3  | @ CBJ  | -             | 0-0 0/0 6:44   | MIN            | 0-1 2/1 12:24     |
| Feb 5  | Vs EDM | -             | MIN            | MIN            | 0-0 2/0 21:02     |
| Feb 7  | Vs COL | -             | MIN            | MIN            | 0-2 3/2 19:39     |
| Feb 10 | Vs VAN | -             | MIN            | MIN            | 0-0 2/-1 19:30    |
| Feb 12 | @ NSH  | -             | MIN            | MIN            | 1-1 4/1 19:33     |
| Feb 13 | Vs CHI | -             | MIN            | MIN            | 0-0 1/0 17:38     |
| Feb 16 | Vs NYR | -             | MIN            | MIN            | 0-0 3/0 19:24     |
| Feb 18 | @ CBJ  | -             | MIN            | MIN            | 0-1 1/-1 18:33    |
| Feb 19 | @ NSH  | -             | MIN            | MIN            | 0-0 0/0 15:12     |
| Feb 21 | Vs NSH | -             | MIN            | MIN            | 0-0 6/0 21:01     |
| Feb 24 | Vs PHX | -             | MIN            | MIN            | 0-0 2/0 15:22     |
| Feb 26 | @ DAL  | -             | MIN            | MIN            | 0-0 2/0 17:08     |
| Feb 28 | @ PHX  | -             | MIN            | MIN            | 0-1 0/0 12:55     |
| Mar 3  | Vs DET | -             | MIN            | MIN            | 0-0 2/-1 15:17    |
| Mar 6  | @ TB   | -             | MIN            | MIN            | 1-1 3/0 16:58     |
| Mar 7  | @ FLA  | -             | MIN            | MIN            | 2-0 3/1 19:52     |
| Mar 10 | Vs DAL | -             | MIN            | MIN            | 1-1 3/1 17:03     |
| Mar 12 | Vs SJ  | -             | MIN            | MIN            | 0-0 3/0 19:43     |
| Mar 14 | Vs DET | -             | MIN            | MIN            | 0-2 2/0 16:50     |
| Mar 15 | Vs MIN | -             | MIN            | MIN            | 1-0 5/1 20:53     |
| Mar 17 | @ EDM  | -             | MIN            | MIN            | 1-0 3/0 22:27     |
| Mar 19 | @ VAN  | -             | MIN            | MIN            | 0-0 1/-2 18:44    |
| Mar 20 | @ CGY  | -             | MIN            | MIN            | 0-1 1/1 17:08     |
| Mar 24 | Vs LA  | -             | MIN            | MIN            | 0-0 6/0 16:44     |
| Mar 26 | Vs VAN | -             | MIN            | MIN            | 1-0 4/1 19:59     |
| Mar 28 | Vs CBJ | -             | MIN            | MIN            | 0-0 6/-2 19:32    |
| Mar 29 | @ CBJ  | -             | MIN            | MIN            | 1-0 3/1 17:52     |
| Apr 1  | @ CHI  | -             | MIN            | MIN            | 0-0 0/-2 15:44    |
| Apr 2  | @ DET  | -             | MIN            | MIN            | 4-0 (W) 9/2 20:31 |
| Apr 4  | @ DAL  | -             | MIN            | MIN            | 1-1 3/1 17:31     |
| Apr 7  | @ PHX  | -             | MIN            | MIN            | 0-1 3/1 16:36     |
| Apr 10 | Vs CBJ | -             | MIN            | MIN            | 0-0 1/-1 16:56    |
| Apr 12 | @ COL  | -             | MIN            | MIN            | 0-0 2/1 17:57     |

Skaters: Goals-Assists (Game Winning or Game Tying) Shots / (+/-) TOI

Goalies: Goals Allowed / Shots Decision Minutes Played



## Individual Game-By-Game

| Date   | Opp    | WEAVER #43     | POLAK #46         | WAGNER #49     | JUNLAND #53   |
|--------|--------|----------------|-------------------|----------------|---------------|
| Oct 10 | Vs NSH | DND            | 0-0 0/-1 22:13    | 0-0 1/-1 18:54 | INJ           |
| Oct 11 | @ NYI  | 0-0 0/-1 1:31  | 0-0 0/0 16:16     | 0-0 1/1 16:56  | INJ           |
| Oct 13 | @ TOR  | DND            | 0-0 0/-1 15:36    | 0-1 1/1 23:53  | INJ           |
| Oct 16 | Vs DAL | 0-1 0/0 14:45  | 0-0 1/2 18:48     | 1-0 2/1 20:57  | INJ           |
| Oct 18 | Vs CHI | 0-0 0/0 13:53  | 0-0 1/3 16:07     | 0-0 1/-2 23:07 | INJ           |
| Oct 22 | Vs DET | 0-0 1/0 15:39  | 0-0 1/0 14:25     | 0-0 0/-2 21:12 | INJ           |
| Oct 24 | Vs LA  | 0-0 1/0 16:36  | 0-0 1/-2 19:18    | 0-0 0/0 17:08  | INJ           |
| Oct 25 | Vs FLA | 0-0 0/0 10:40  | 0-1 0/1 18:58     | 0-0 0/0 13:41  | MIN           |
| Oct 30 | Vs CAR | 0-0 1/0 9:07   | 0-0 0/0 20:11     | 0-0 0/0 14:29  | MIN           |
| Nov 1  | Vs PIT | DND            | 0-0 1/1 19:10     | 0-0 0/-1 11:43 | MIN           |
| Nov 5  | @ ANA  | 0-0 0/-1 11:12 | 0-0 3/-1 18:44    | DND            | MIN           |
| Nov 6  | @ SJ   | DND            | 0-0 0/-1 22:03    | 0-0 2/0 13:07  | MIN           |
| Nov 8  | @ LA   | DND            | 0-0 0/0 15:56     | 0-0 0/2 16:58  | MIN           |
| Nov 12 | @ BUF  | DND            | 0-0 2/1 22:05     | 0-0 0/-1 15:00 | MIN           |
| Nov 14 | @ CHI  | DND            | 0-0 1/2 24:04     | 0-0 0/-2 12:21 | MIN           |
| Nov 16 | Vs MTL | 0-0 0/1 6:58   | 0-0 4/-2 21:53    | DND            | MIN           |
| Nov 21 | Vs ANA | 0-0 0/-1 8:48  | 0-1 0/0 19:09     | DND            | MIN           |
| Nov 22 | @ MIN  | DND            | 0-0 0/0 22:54     | 0-0 1/-1 9:49  | MIN           |
| Nov 25 | @ NSH  | DND            | 0-0 2/0 26:15     | 0-0 2/0 15:10  | MIN           |
| Nov 26 | @ COL  | DND            | 0-0 1/0 21:51     | DND            | MIN           |
| Nov 29 | Vs EDM | DND            | 0-0 1/-2 23:35    | MIN            | MIN           |
| Nov 30 | @ ATL  | DND            | 0-0 0/-1 17:31    | MIN            | MIN           |
| Dec 3  | @ MIN  | DND            | 0-0 3/-1 18:58    | MIN            | MIN           |
| Dec 5  | Vs CGY | DND            | 0-0 1/-1 20:03    | MIN            | MIN           |
| Dec 6  | Vs PHX | DND            | 0-0 1/-1 18:23    | MIN            | MIN           |
| Dec 8  | Vs NSH | DND            | 0-0 0/4 19:58     | MIN            | MIN           |
| Dec 10 | @ ANA  | DND            | 0-0 3/-1 22:42    | MIN            | MIN           |
| Dec 11 | @ LA   | DND            | 0-1 0/0 22:23     | MIN            | MIN           |
| Dec 13 | @ SJ   | 0-0 0/1 12:23  | 0-1 0/0 21:27     | MIN            | MIN           |
| Dec 16 | Vs CGY | 0-0 0/-2 12:00 | 0-0 0/-1 23:15    | MIN            | MIN           |
| Dec 18 | @ WSH  | 0-0 0/0 7:10   | 0-0 0/-1 17:19    | MIN            | 0-0 0/0 12:28 |
| Dec 20 | Vs MIN | 0-0 2/0 20:52  | 1-1 (W) 2/1 24:25 | MIN            |               |
| Dec 21 | Vs BOS | 0-1 0/0 16:39  | 0-1 3/-1 24:30    | MIN            | MIN           |
| Dec 23 | @ DET  | 0-0 0/1 18:15  | 0-0 1/-2 22:11    | MIN            | MIN           |
| Dec 27 | Vs SJ  | 0-1 2/-1 22:07 | 0-0 0/0 27:42     | MIN            | MIN           |
| Dec 28 | Vs ANA | 0-0 1/0 16:39  | 0-0 2/0 25:08     | MIN            | MIN           |
| Dec 30 | Vs NJ  | 0-0 1/0 19:45  | 0-1 2/0 25:07     | MIN            | MIN           |
| Jan 2  | @ CAR  | 0-0 1/0 21:11  | 0-0 3/1 30:52     | MIN            | MIN           |
| Jan 3  | Vs CBJ | 0-0 1/1 19:34  | 0-1 0/-1 26:05    | MIN            | MIN           |
| Jan 9  | @ VAN  | 0-1 2/0 16:53  | 0-1 3/1 22:49     | MIN            | MIN           |
| Jan 11 | @ EDM  | 0-0 0/0 17:04  | 0-1 0/0 22:44     | MIN            | MIN           |
| Jan 13 | @ CGY  | DND            | 0-0 0/1 23:52     | MIN            | MIN           |
| Jan 15 | Vs COL | 0-0 0/2 19:00  | 0-0 2/-2 26:06    | MIN            | MIN           |
| Jan 17 | Vs CHI | 0-0 1/-1 21:40 | 0-0 4/0 23:37     | MIN            | MIN           |
| Jan 19 | @ BOS  | 0-0 1/-1 20:04 | INJ               | DND            | MIN           |
| Jan 21 | @ CHI  | 0-0 1/0 20:50  | INJ               | MIN            | MIN           |
| Jan 29 | Vs OTT | 0-0 0/0 22:36  | INJ               | MIN            | MIN           |
| Jan 31 | Vs PHI | 0-0 1/0 16:58  | INJ               | MIN            | MIN           |
| Feb 2  | @ DET  | 0-0 1/-2 22:13 | INJ               | 0-0 2/0 9:57   | MIN           |
| Feb 3  | @ CBJ  | 0-0 0/0 22:07  | INJ               | MIN            | MIN           |
| Feb 5  | Vs EDM | 0-1 3/1 22:19  | INJ               | MIN            | MIN           |
| Feb 7  | Vs COL | DND            | INJ               | 0-1 1/1 15:14  | MIN           |
| Feb 10 | Vs VAN | DND            | INJ               | 1-0 1/1 14:06  | MIN           |
| Feb 12 | @ NSH  | 0-0 0/0 22:43  | INJ               | MIN            | MIN           |
| Feb 13 | Vs CHI | 0-0 1/0 21:33  | INJ               | 0-0 1/0 11:10  | MIN           |
| Feb 16 | Vs NYR | 0-0 2/1 20:19  | INJ               | 0-0 0/-1 14:09 | MIN           |
| Feb 18 | @ CBJ  | DND            | INJ               | 0-0 0/-1 14:48 | MIN           |
| Feb 19 | @ NSH  | 0-0 1/0 17:28  | 0-0 1/-1 17:16    | DND            | MIN           |
| Feb 21 | Vs NSH | 0-0 0/0 15:38  | 0-0 2/-1 22:42    | MIN            | MIN           |
| Feb 24 | Vs PHX | 0-0 1/-1 15:13 | 0-1 1/1 24:01     | MIN            | MIN           |
| Feb 26 | @ DAL  | 0-0 1/2 20:00  | 0-0 0/0 22:03     | MIN            | MIN           |
| Feb 28 | @ PHX  | 0-0 0/0 14:21  | 0-0 1/0 21:38     | MIN            | MIN           |
| Mar 3  | Vs DET | 0-0 0/-2 19:32 | 0-0 0/0 23:06     | MIN            | MIN           |
| Mar 6  | @ TB   | 0-0 2/0 14:58  | 0-0 5/0 26:11     | MIN            | MIN           |
| Mar 7  | @ FLA  | 0-0 0/2 19:03  | 0-0 1/-2 19:28    | MIN            | MIN           |
| Mar 10 | Vs DAL | 0-1 0/1 16:19  | 0-1 0/0 21:08     | MIN            | MIN           |
| Mar 12 | Vs SJ  | 0-0 0/0 16:41  | 0-0 0/0 23:48     | MIN            | MIN           |
| Mar 14 | Vs DET | DND            | 0-0 2/-2 22:31    | MIN            | MIN           |
| Mar 15 | Vs MIN | DND            | 0-0 1/-1 23:16    | MIN            | MIN           |
| Mar 17 | @ EDM  | 0-0 1/0 19:32  | 0-0 1/0 24:59     | MIN            | MIN           |
| Mar 19 | @ VAN  | 0-0 3/0 15:11  | 0-0 1/-2 18:38    | MIN            | MIN           |
| Mar 20 | @ CGY  | 0-0 1/0 25:15  | 0-0 2/0 20:19     | MIN            | MIN           |
| Mar 24 | Vs LA  | 0-0 1/0 20:43  | 0-0 0/1 21:58     | MIN            | MIN           |
| Mar 26 | Vs VAN | 0-0 0/-1 18:34 | 0-1 1/0 21:17     | MIN            | MIN           |
| Mar 28 | Vs CBJ | 0-0 0/0 19:29  | 0-1 1/-1 24:46    | MIN            | MIN           |
| Mar 29 | @ CBJ  | 0-0 0/0 18:38  | 0-0 0/0 19:25     | MIN            | MIN           |
| Apr 1  | @ CHI  | 0-0 0/0 22:31  | 0-0 0/-3 18:56    | MIN            | MIN           |
| Apr 2  | @ DET  | 0-0 0/0 20:15  | 0-0 1/-1 20:18    | MIN            | MIN           |
| Apr 4  | @ DAL  | 0-1 1/-2 17:57 | 0-0 0/-1 19:10    | MIN            | MIN           |
| Apr 7  | @ PHX  | 0-0 0/1 18:17  | 0-0 0/3 22:02     | MIN            | MIN           |
| Apr 10 | Vs CBJ | 0-0 0/-1 14:48 | 0-0 3/0 21:53     | MIN            | MIN           |
| Apr 12 | @ COL  | 0-0 0/0 18:45  | 0-0 0/0 18:31     | MIN            | MIN           |

Skaters: Goals-Assists (Game Winning or Game Tying) Shots / (+/-) TOI

Goalies: Goals Allowed / Shots Decision Minutes (Played)

# 2007-2008 Season Recap

## Individual Game-By-Game

| Date   | Opp    | JANSSEN #55   | PERRON #57        | STRACHAN #62   | PADDOCK #65    |
|--------|--------|---------------|-------------------|----------------|----------------|
| Oct 10 | Vs NSH | 0-0 0/0 10:03 | 0-2 2/1 12:51     | MIN            | MIN            |
| Oct 11 | @ NYI  | 0-0 0/1 2:30  | 0-0 0/0 15:35     | MIN            | MIN            |
| Oct 13 | @ TOR  | 0-0 0/0 4:37  | 0-1 2/1 15:53     | MIN            | MIN            |
| Oct 16 | Vs DAL | 0-0 0/0 11:57 | 0-1 0/0 16:45     | MIN            | MIN            |
| Oct 18 | Vs CHI | 0-0 0/0 4:28  | 0-1 3/1 16:53     | MIN            | MIN            |
| Oct 22 | Vs DET | DND           | 0-0 1/1- 12:36    | MIN            | MIN            |
| Oct 24 | Vs LA  | 0-0 0/1- 7:44 | DND               | MIN            | MIN            |
| Oct 25 | Vs FLA | 0-0 2/0 8:10  | 0-0 1/0 13:00     | MIN            | MIN            |
| Oct 30 | Vs CAR | 0-0 0/0 4:32  | 0-0 2/0 13:16     | MIN            | MIN            |
| Nov 1  | Vs PIT | 0-0 0/2- 4:00 | 0-2 1/1 16:31     | MIN            | MIN            |
| Nov 5  | @ ANA  | 0-0 1/0 6:12  | 0-0 2/0 15:40     | MIN            | MIN            |
| Nov 6  | @ SJ   | 0-0 0/0 3:36  | 0-1 1/2- 10:08    | MIN            | MIN            |
| Nov 8  | @ LA   | 0-1 0/1 6:45  | 0-0 1/0 12:43     | MIN            | MIN            |
| Nov 12 | @ BUF  | 0-0 0/2- 6:21 | 1-2 2/3 14:39     | MIN            | MIN            |
| Nov 14 | @ CHI  | 0-0 1/0 3:20  | 1-0 1/0 14:24     | MIN            | 1-0 3/1 14:06  |
| Nov 16 | Vs MTL | 0-1 0/1 5:05  | 0-1 1/0 12:53     | MIN            | 0-1 3/0 13:49  |
| Nov 21 | Vs ANA | 0-0 1/0 5:26  | 0-0 3/1- 17:54    | MIN            | 0-0 0/0 10:24  |
| Nov 22 | @ MIN  | 0-0 0/0 6:34  | 0-0 0/0 13:40     | MIN            | 0-0 0/0 12:17  |
| Nov 25 | @ NSH  | 0-0 1/0 5:36  | 0-0 1/0 14:30     | MIN            | 0-0 1/0 10:55  |
| Nov 26 | @ COL  | 0-0 2/0 4:35  | 0-0 4/1- 17:53    | MIN            | 0-0 0/0 10:21  |
| Nov 29 | Vs EDM | 0-0 0/0 7:19  | 0-2 4/2 19:09     | MIN            | 0-0 1/1- 8:54  |
| Nov 30 | @ ATL  | DND           | 0-0 2/0 17:24     | MIN            | 0-0 0/0- 7:39  |
| Dec 3  | @ MIN  | DND           | 0-0 2/0 13:19     | MIN            | 0-0 2/2- 12:21 |
| Dec 5  | Vs CGY | 0-0 0/1- 3:42 | 0-0 5/1- 18:24    | MIN            | 0-0 0/1- 9:47  |
| Dec 6  | Vs PHX | DND           | 0-0 1/0 17:49     | MIN            | 0-0 1/0 7:59   |
| Dec 8  | Vs NSH | 0-0 0/0 5:42  | 0-1 3/1- 17:41    | MIN            | 0-0 1/1- 6:29  |
| Dec 10 | @ ANA  | 0-0 0/0 5:05  | 0-1 3/1- 18:19    | MIN            | 0-0 1/0 11:28  |
| Dec 11 | @ LA   | DND           | 0-1 3/1- 14:11    | MIN            | 1-0 3/1 13:19  |
| Dec 13 | @ SJ   | DND           | 0-1 2/0 17:16     | MIN            | 0-0 1/1- 10:53 |
| Dec 16 | Vs CGY | 0-0 1/2- 2:34 | 0-1 4/0 19:21     | DND            | DND            |
| Dec 18 | @ WSH  | DND           | 0-0 3/0 15:53     | 0-0 0/1- 15:05 | DND            |
| Dec 20 | Vs MIN | 0-1 1/1 5:41  | 0-0 3/0 13:59     | 0-0 0/1 14:24  | MIN            |
| Dec 21 | Vs BOS | 0-0 0/0 6:47  | 0-0 2/1- 14:22    | 0-1 0/1 14:37  | MIN            |
| Dec 23 | @ DET  | DND           | 0-0 3/0 15:10     | 0-0 1/0 16:24  | 0-0 0/0 10:07  |
| Dec 27 | Vs SJ  | 0-0 0/1 5:30  | 1-0 3/1 14:01     | 0-0 0/1 14:30  | MIN            |
| Dec 28 | Vs ANA | 0-0 1/1 6:23  | 1-1 4/1 16:57     | 0-0 2/1- 13:11 | MIN            |
| Dec 30 | Vs NJ  | 0-0 1/1- 8:52 | 0-1 5/1 18:03     | 0-0 0/1- 13:38 | MIN            |
| Jan 2  | @ CAR  | DND           | 0-0 3/0 16:37     | 0-0 0/0 6:23   | MIN            |
| Jan 3  | Vs CBJ | 0-0 0/0 4:25  | 0-1 2/0 14:50     | 0-0 0/0 13:25  | MIN            |
| Jan 9  | @ VAN  | 0-0 0/0 5:43  | 0-1 1/1 13:13     | 0-1 2/2 14:44  | MIN            |
| Jan 11 | @ EDM  | 0-0 1/0 4:44  | 0-0 4/1- 18:30    | 0-0 1/1- 11:33 | MIN            |
| Jan 13 | @ CGY  | 0-0 0/0 2:48  | 0-0 2/0 16:36     | 0-0 0/0 14:07  | MIN            |
| Jan 15 | Vs COL | 1-0 2/1 5:43  | 0-2 1/1 16:05     | 0-0 1/1 10:53  | MIN            |
| Jan 17 | Vs CHI | 0-0 1/0 3:35  | 0-0 3/0 18:43     | 0-0 1/0 10:46  | MIN            |
| Jan 19 | @ BOS  | 0-0 0/0 5:34  | 1-1 3/1 19:38     | 0-0 1/0 12:58  | MIN            |
| Jan 21 | @ CHI  | 0-0 0/0 4:16  | 0-0 4/0 15:04     | 0-0 3/0 14:32  | MIN            |
| Jan 29 | Vs OTT | 0-0 0/0 5:36  | 0-0 2/2- 17:27    | 0-0 1/0 15:17  | MIN            |
| Jan 31 | Vs PHI | 0-0 0/0 2:27  | 0-0 2/1 16:47     | 0-0 0/1 13:28  | MIN            |
| Feb 2  | @ DET  | DND           | 0-1 2/0 17:08     | 0-0 1/0 10:01  | MIN            |
| Feb 3  | @ CBJ  | 0-0 0/1- 5:37 | 0-1 2/0 14:39     | 0-1 0/2 14:03  | MIN            |
| Feb 5  | Vs EDM | 0-0 1/1- 4:58 | 0-0 0/0 16:23     | 0-0 1/1- 15:44 | MIN            |
| Feb 7  | Vs COL | 0-0 0/0 8:00  | 1-1 1/3 11:34     | 0-0 0/0 13:59  | MIN            |
| Feb 10 | Vs VAN | DND           | 0-0 2/1- 8:43     | 0-0 0/0 14:11  | MIN            |
| Feb 12 | @ NSH  | 0-0 0/1 4:07  | 1-0 1/0 10:51     | 0-0 0/1 10:15  | MIN            |
| Feb 13 | Vs CHI | 0-0 0/0 3:51  | 0-0 1/0 12:44     | 0-0 2/0 15:51  | MIN            |
| Feb 16 | Vs NYR | 0-0 1/0 3:17  | 0-0 3/0 11:55     | 0-0 0/0 17:09  | MIN            |
| Feb 18 | @ CBJ  | 0-0 0/0 4:58  | 0-0 2/0 16:14     | 0-0 0/1 11:53  | MIN            |
| Feb 19 | @ NSH  | 0-0 0/0 3:18  | 0-0 1/0 11:29     | DND            | MIN            |
| Feb 21 | Vs NSH | 0-0 0/0 2:35  | 0-0 1/0 9:51      | MIN            | MIN            |
| Feb 24 | Vs PHX | 0-0 1/1 6:56  | 1-0 2/1 11:26     | DND            | MIN            |
| Feb 26 | @ DAL  | 0-0 2/0 3:38  | 0-1 1/2 11:14     | DND            | MIN            |
| Feb 28 | @ PHX  | 0-0 1/0 4:47  | 1-0 (W) 2/0 10:25 | DND            | MIN            |
| Mar 3  | Vs DET | 0-0 0/1- 2:40 | 0-0 3/0 15:13     | DND            | MIN            |
| Mar 6  | @ TB   | 0-0 0/0 1:14  | 0-0 0/0 15:37     | DND            | MIN            |
| Mar 7  | @ FLA  | DND           | 0-0 1/1- 11:37    | DND            | MIN            |
| Mar 10 | Vs DAL | 0-0 0/0 0:27  | 2-0 4/2 13:41     | DND            | MIN            |
| Mar 12 | Vs SJ  | 0-0 0/0 3:34  | 0-1 1/1 9:26      | DND            | MIN            |
| Mar 14 | Vs DET | DND           | 0-0 2/0 14:41     | 0-0 2/1 16:36  | MIN            |
| Mar 15 | Vs MIN | DND           | 1-0 3/0 15:10     | 0-0 1/0 13:25  | MIN            |
| Mar 17 | @ EDM  | DND           | 0-0 0/0 11:29     | DND            | MIN            |
| Mar 19 | @ VAN  | DND           | 0-0 3/0 13:12     | DND            | MIN            |
| Mar 20 | @ CGY  | 0-0 0/0 3:21  | 0-0 1/1- 14:22    | 0-0 1/1 10:01  | MIN            |
| Mar 24 | Vs LA  | DND           | 0-2 3/1 12:59     | DND            | MIN            |
| Mar 26 | Vs VAN | DND           | 1-1 (W) 1/0 12:43 | DND            | MIN            |
| Mar 28 | Vs CBJ | DND           | 0-1 0/1 14:36     | DND            | MIN            |
| Mar 29 | @ CBJ  | DND           | 1-1 (W) 4/3 12:13 | DND            | MIN            |
| Apr 1  | @ CHI  | DND           | 0-0 2/2- 11:28    | DND            | MIN            |
| Apr 2  | @ DET  | DND           | 0-0 0/0 9:02      | DND            | MIN            |
| Apr 4  | @ DAL  | DND           | 0-0 0/0 12:48     | DND            | MIN            |
| Apr 7  | @ PHX  | DND           | 1-0 1/1 14:27     | DND            | MIN            |
| Apr 10 | Vs CBJ | DND           | 0-0 3/0 12:55     | DND            | MIN            |
| Apr 12 | @ COL  | DND           | 0-0 1/0 11:50     | DND            | MIN            |

Skaters: Goals-Assists (Game Winning or Game Tying) Shots / (+/-) TOI

Goalies: Goals Allowed / Shots Decision Minutes Played

## Individual Game-By-Game

| Date   | Opp    | OSHI #74          | MCKEE #77         | BISHOP #30 | LEGACE #34 |
|--------|--------|-------------------|-------------------|------------|------------|
| Oct 10 | Vs NSH | 0-0 0/-1 15:34    | 0-0 0/-1 19:31    | MIN        | 2/22 W 60  |
| Oct 11 | @ NYI  | 0-0 1/-1 18:06    | 0-0 0/0 15:30     | MIN        | DNP        |
| Oct 13 | @ TOR  | 0-1 0/1 17:32     | 0-0 0/-1 18:25    | MIN        | 4/39 W 65  |
| Oct 16 | Vs DAL | 0-0 2/0 16:53     | 1-0 (W) 1/2 17:10 | MIN        | 1/30 W 60  |
| Oct 18 | Vs CHI | 0-1 1/2 19:19     | 0-0 1/0 17:34     | DND        | 3/26 W 64  |
| Oct 22 | Vs DET | 1-0 3/0 15:55     | 0-0 0/1 12:19     | DNP        | 4/34 L 57  |
| Oct 24 | Vs LA  | 0-0 1/0 18:28     | 0-0 1/-2 18:42    | 2/17 40    | 2/12 L 20  |
| Oct 25 | Vs FLA | 0-0 1/0 15:02     | 0-0 0/1 18:00     | 0/12 W 45  | INJ        |
| Oct 30 | Vs CAR | 0-0 2/0 17:12     | 0-0 1/0 19:57     | INJ        | INJ        |
| Nov 1  | Vs PIT | 1-0 2/1 7:08      | 0-0 0/1 16:42     | INJ        | INJ        |
| Nov 5  | @ ANA  | INJ               | 0-0 2/0 16:44     | DNP        | INJ        |
| Nov 6  | @ SJ   | INJ               | 0-0 0/-2 25:49    | 4/43 O 65  | INJ        |
| Nov 8  | @ LA   | INJ               | 0-0 1/0 15:49     | MIN        | 4/30 L 58  |
| Nov 12 | @ BUF  | INJ               | 0-0 2/-2 14:06    | MIN        | 3/7 5      |
| Nov 14 | @ CHI  | INJ               | 0-0 1/1 13:27     | MIN        | 3/35 W 62  |
| Nov 16 | Vs MTL | INJ               | 0-0 1/1 17:41     | MIN        | 2/26 O 65  |
| Nov 21 | Vs ANA | INJ               | 0-0 1/0 18:48     | MIN        | 2/28 W 63  |
| Nov 22 | @ MIN  | INJ               | 0-0 0/-1 17:01    | MIN        | DNP        |
| Nov 25 | @ NSH  | INJ               | 0-0 0/0 17:49     | MIN        | DNP        |
| Nov 26 | @ COL  | INJ               | 0-0 1/0 15:12     | MIN        | 3/28 L 58  |
| Nov 29 | Vs EDM | INJ               | 0-1 0/1 16:05     | MIN        | 4/22 L 58  |
| Nov 30 | @ ATL  | INJ               | 0-0 2/-1 14:59    | MIN        | DNP        |
| Dec 3  | @ MIN  | INJ               | 0-0 0/0 13:10     | MIN        | DNP        |
| Dec 5  | Vs CGY | 0-0 1/0 11:05     | 0-0 0/0 12:30     | MIN        | DNP        |
| Dec 6  | Vs PHX | 0-0 2/0 10:48     | 0-0 1/0 19:41     | MIN        | 3/26 W 60  |
| Dec 8  | Vs NSH | DND               | 0-0 1/0 14:52     | MIN        | 3/21 W 60  |
| Dec 10 | @ ANA  | DND               | 0-0 0/-1 16:09    | MIN        | 1/11 13    |
| Dec 11 | @ LA   | INJ               | 0-0 1/0 14:20     | 2/8 20     | INJ        |
| Dec 13 | @ SJ   | INJ               | 0-0 0/1 14:41     | DNP        | INJ        |
| Dec 16 | Vs CGY | INJ               | 0-0 1/-3 12:32    | DNP        | INJ        |
| Dec 18 | @ WSH  | INJ               | INJ               | 4/29 L 57  | INJ        |
| Dec 20 | Vs MIN | INJ               | INJ               | MIN        | 2/26 W 60  |
| Dec 21 | Vs BOS | INJ               | INJ               | MIN        | 5/23 L 40  |
| Dec 23 | @ DET  | INJ               | INJ               | MIN        | 4/41 L 60  |
| Dec 27 | Vs SJ  | INJ               | INJ               | MIN        | 2/26 W 65  |
| Dec 28 | Vs ANA | INJ               | INJ               | MIN        | DNP        |
| Dec 30 | Vs NJ  | 0-1 2/0 16:28     | INJ               | MIN        | 4/26 L 58  |
| Jan 2  | @ CAR  | 0-1 3/1 15:34     | INJ               | MIN        | 0/1 0      |
| Jan 3  | Vs CBJ | 1-0 1/-1 12:34    | INJ               | MIN        | 2/22 W 60  |
| Jan 9  | @ VAN  | 1-0 4/2 16:38     | INJ               | MIN        | 4/22 W 60  |
| Jan 11 | @ EDM  | 0-0 0/0 17:58     | INJ               | MIN        | 2/28 L 59  |
| Jan 13 | @ CGY  | 0-0 3/0 19:53     | 0-0 1/0 16:38     | MIN        | DNP        |
| Jan 15 | Vs COL | 1-2 1/2 15:53     | 0-0 0/2 19:10     | MIN        | 2/26 W 60  |
| Jan 17 | Vs CHI | 0-0 2/-1 17:58    | 0-0 0/-1 19:11    | MIN        | 2/21 O 61  |
| Jan 19 | @ BOS  | 0-0 3/1 21:21     | 0-0 0/1 22:51     | MIN        | 1/2 11     |
| Jan 21 | @ CHI  | 0-1 1/0 14:53     | 0-0 0/1 18:15     | MIN        | DNP        |
| Jan 29 | Vs OTT | 0-0 4/-1 16:34    | 0-0 0/-1 16:00    | MIN        | DNP        |
| Jan 31 | Vs PHI | 0-2 1/1 16:29     | 0-0 1/1 18:06     | MIN        | DNP        |
| Feb 2  | @ DET  | 1-0 4/0 16:10     | 0-0 0/0 16:26     | MIN        | 3/8 31     |
| Feb 3  | @ CBJ  | DND               | 0-0 0/1 16:49     | MIN        | DNP        |
| Feb 5  | Vs EDM | 0-0 3/0 17:05     | 0-0 1/0 19:10     | MIN        | DNP        |
| Feb 7  | Vs COL | 1-0 1/1 14:26     | 0-0 0/0 21:33     | MIN        | MIN        |
| Feb 10 | Vs VAN | 0-2 5/0 14:42     | 0-0 1/-2 20:27    | MIN        | MIN        |
| Feb 12 | @ NSH  | 0-0 1/-1 19:38    | 0-0 2/0 19:43     | MIN        | MIN        |
| Feb 13 | Vs CHI | 0-1 1/0 21:30     | DND               | MIN        | MIN        |
| Feb 16 | Vs NYR | 0-0 1/0 19:13     | DND               | MIN        | MIN        |
| Feb 18 | @ CBJ  | 1-0 3/0 18:25     | 0-0 1/1 16:08     | MIN        | MIN        |
| Feb 19 | @ NSH  | 0-1 4/1 19:40     | 0-0 1/0 20:40     | MIN        | MIN        |
| Feb 21 | Vs NSH | 0-0 2/0 18:01     | 0-0 0/0 17:47     | MIN        | MIN        |
| Feb 24 | Vs PHX | 0-1 1/1 16:24     | 0-1 2/1 22:06     | MIN        | MIN        |
| Feb 26 | @ DAL  | 1-0 (W) 2/2 18:04 | 0-0 1/0 20:13     | MIN        | MIN        |
| Feb 28 | @ PHX  | 0-0 1/0 15:00     | 0-0 1/1 18:19     | MIN        | MIN        |
| Mar 3  | Vs DET | 0-0 2/-1 18:47    | 0-0 0/0 14:41     | MIN        | MIN        |
| Mar 6  | @ TB   | 0-1 0/0 19:59     | 0-0 1/1 16:35     | DNP        | MIN        |
| Mar 7  | @ FLA  | 0-0 1/0 19:29     | 0-0 0/0 14:46     | DNP        | MIN        |
| Mar 10 | Vs DAL | 0-1 1/3 17:37     | 0-1 0/2 18:33     | DNP        | MIN        |
| Mar 12 | Vs SJ  | 0-0 2/0 19:18     | 0-1 1/2 18:39     | DNP        | MIN        |
| Mar 14 | Vs DET | 1-1 3/0 14:53     | 0-0 0/-1 15:07    | 0/3 19     | MIN        |
| Mar 15 | Vs MIN | 0-2 0/0 15:39     | 0-0 0/-1 17:24    | DNP        | MIN        |
| Mar 17 | @ EDM  | 0-1 2/0 16:15     | 0-0 0/0 17:48     | DNP        | MIN        |
| Mar 19 | @ VAN  | 0-0 3/0 18:35     | 0-0 1/-1 16:41    | DNP        | MIN        |
| Mar 20 | @ CGY  | 1-0 3/0 15:01     | 0-0 2/1 16:18     | DNP        | MIN        |
| Mar 24 | Vs LA  | 0-1 0/1 14:48     | 0-0 1/0 17:19     | DNP        | MIN        |
| Mar 26 | Vs VAN | 1-1 3/1 14:52     | 0-0 0/1 15:22     | DNP        | MIN        |
| Mar 28 | Vs CBJ | 0-0 0/-1 16:40    | 0-1 1/2 16:59     | DNP        | MIN        |
| Mar 29 | @ CBJ  | 1-1 3/3 14:56     | 0-0 1/3 17:20     | DNP        | MIN        |
| Apr 1  | @ CHI  | 0-0 0/-1 17:09    | 0-0 1/0 16:02     | DNP        | MIN        |
| Apr 2  | @ DET  | 0-1 2/0 14:00     | 0-0 0/-1 17:12    | DNP        | MIN        |
| Apr 4  | @ DAL  | 1-0 2/0 16:57     | 0-0 0/0 16:49     | DNP        | MIN        |
| Apr 7  | @ PHX  | 0-1 2/1 18:06     | 0-0 1/1 19:59     | DNP        | MIN        |
| Apr 10 | Vs CBJ | 0-0 1/0 13:17     | 0-1 1/1 16:14     | DNP        | MIN        |
| Apr 12 | @ COL  | 0-0 1/0 15:19     | 0-1 1/1 19:58     | DNP        | MIN        |

Skaters: Goals-Assists (Game Winning or Game Tying) Shots / (+/-) TOI

Goalies: Goals Allowed / Shots Decision Minutes Played

# 2008-2009 Season Recap

## Individual Game-By-Game

| Date   | Opp    | HOLT #35 | SCHWARZ #40 | MASON #50 |
|--------|--------|----------|-------------|-----------|
| Oct 10 | Vs NSH | MIN      | MIN         | DNP       |
| Oct 11 | @ NYI  | MIN      | MIN         | 4/33 L 59 |
| Oct 13 | @ TOR  | MIN      | MIN         | DNP       |
| Oct 16 | Vs DAL | MIN      | MIN         | DNP       |
| Oct 18 | Vs CHI | MIN      | DNP         | INJ       |
| Oct 22 | Vs DET | MIN      | MIN         | INJ       |
| Oct 24 | Vs LA  | MIN      | MIN         | INJ       |
| Oct 25 | Vs FLA | MIN      | 0/5 15      | INJ       |
| Oct 30 | Vs CAR | MIN      | 0/0 0       | 1/29 L 58 |
| Nov 1  | Vs PIT | DNP      | MIN         | 5/27 L 58 |
| Nov 5  | @ ANA  | MIN      | MIN         | 4/26 L 58 |
| Nov 6  | @ SJ   | MIN      | MIN         | DNP       |
| Nov 8  | @ LA   | MIN      | MIN         | 0/0 0     |
| Nov 12 | @ BUF  | MIN      | MIN         | 1/25 L 54 |
| Nov 14 | @ CHI  | MIN      | MIN         | DNP       |
| Nov 16 | Vs MTL | MIN      | MIN         | DNP       |
| Nov 21 | Vs ANA | MIN      | MIN         | DNP       |
| Nov 22 | @ MIN  | MIN      | MIN         | 1/32 W 60 |
| Nov 25 | @ NSH  | MIN      | MIN         | 0/47 W 65 |
| Nov 26 | @ COL  | MIN      | MIN         | DNP       |
| Nov 29 | Vs EDM | MIN      | MIN         | DNP       |
| Nov 30 | @ ATL  | MIN      | MIN         | 2/30 W 60 |
| Dec 3  | @ MIN  | MIN      | MIN         | 3/37 L 58 |
| Dec 5  | Vs CGY | MIN      | MIN         | 4/30 O 62 |
| Dec 6  | Vs PHX | MIN      | MIN         | DNP       |
| Dec 8  | Vs NSH | MIN      | MIN         | DNP       |
| Dec 10 | @ ANA  | MIN      | MIN         | 2/24 L 45 |
| Dec 11 | @ LA   | MIN      | MIN         | 4/24 L 40 |
| Dec 13 | @ SJ   | MIN      | MIN         | 5/38 L 59 |
| Dec 16 | Vs CGY | MIN      | MIN         | 6/31 L 60 |
| Dec 18 | @ WSH  | MIN      | MIN         | DNP       |
| Dec 20 | Vs MIN | MIN      | MIN         | DNP       |
| Dec 21 | Vs BOS | MIN      | MIN         | 1/5 20    |
| Dec 23 | @ DET  | MIN      | MIN         | DNP       |
| Dec 27 | Vs SJ  | MIN      | MIN         | DNP       |
| Dec 28 | Vs ANA | MIN      | MIN         | 4/29 L 59 |
| Dec 30 | Vs NJ  | MIN      | MIN         | DNP       |
| Jan 2  | @ CAR  | MIN      | MIN         | 2/28 L 59 |
| Jan 3  | Vs CBJ | MIN      | MIN         | DNP       |
| Jan 9  | @ VAN  | MIN      | MIN         | DNP       |
| Jan 11 | @ EDM  | MIN      | MIN         | DNP       |
| Jan 13 | @ CGY  | MIN      | MIN         | 3/34 L 59 |
| Jan 15 | Vs COL | MIN      | MIN         | DNP       |
| Jan 17 | Vs CHI | MIN      | MIN         | DNP       |
| Jan 19 | @ BOS  | MIN      | MIN         | 3/24 W 52 |
| Jan 21 | @ CHI  | MIN      | MIN         | 0/21 W 60 |
| Jan 29 | Vs OTT | MIN      | MIN         | 2/29 L 59 |
| Jan 31 | Vs PHI | MIN      | MIN         | 0/36 W 60 |
| Feb 2  | @ DET  | MIN      | MIN         | 0/13 O 34 |
| Feb 3  | @ CBJ  | MIN      | MIN         | 2/35 W 60 |
| Feb 5  | Vs EDM | MIN      | MIN         | 1/23 O 65 |
| Feb 7  | Vs COL | DNP      | MIN         | 1/24 W 60 |
| Feb 10 | Vs VAN | DNP      | MIN         | 5/29 L 59 |
| Feb 12 | @ NSH  | DNP      | MIN         | 3/34 O 65 |
| Feb 13 | Vs CHI | DNP      | MIN         | 0/22 W 60 |
| Feb 16 | Vs NYR | DNP      | MIN         | 1/20 W 60 |
| Feb 18 | @ CBJ  | 0/3 19   | MIN         | 4/18 L 40 |
| Feb 19 | @ NSH  | DNP      | MIN         | 1/29 W 63 |
| Feb 21 | Vs NSH | DNP      | MIN         | 1/22 O 62 |
| Feb 24 | Vs PHX | DNP      | MIN         | 1/25 W 60 |
| Feb 26 | @ DAL  | DNP      | MIN         | 1/42 W 60 |
| Feb 28 | @ PHX  | DNP      | MIN         | 1/27 W 59 |
| Mar 3  | Vs DET | DNP      | MIN         | 5/36 L 60 |
| Mar 6  | @ TB   | MIN      | MIN         | 3/23 W 60 |
| Mar 7  | @ FLA  | MIN      | MIN         | 5/35 L 58 |
| Mar 10 | Vs DAL | MIN      | MIN         | 2/22 W 60 |
| Mar 12 | Vs SJ  | MIN      | MIN         | 1/25 W 60 |
| Mar 14 | Vs DET | MIN      | MIN         | 4/23 L 41 |
| Mar 15 | Vs MIN | MIN      | MIN         | 3/22 W 60 |
| Mar 17 | @ EDM  | MIN      | MIN         | 1/34 O 65 |
| Mar 19 | @ VAN  | MIN      | MIN         | 3/21 L 57 |
| Mar 20 | @ CGY  | MIN      | MIN         | 2/35 W 60 |
| Mar 24 | Vs LA  | MIN      | MIN         | 0/22 W 60 |
| Mar 26 | Vs VAN | MIN      | MIN         | 2/23 W 59 |
| Mar 28 | Vs CBJ | MIN      | MIN         | 3/27 W 65 |
| Mar 29 | @ CBJ  | MIN      | MIN         | 2/28 W 60 |
| Apr 1  | @ CHI  | MIN      | MIN         | 3/30 L 60 |
| Apr 2  | @ DET  | MIN      | MIN         | 4/38 W 60 |
| Apr 4  | @ DAL  | MIN      | MIN         | 5/24 O 60 |
| Apr 7  | @ PHX  | MIN      | MIN         | 1/29 W 60 |
| Apr 10 | Vs CBJ | MIN      | MIN         | 1/17 W 60 |
| Apr 12 | @ COL  | MIN      | MIN         | 0/28 W 60 |

Skaters: Goals-Assists (Game Winning or Game Tying) Shots / (+/-) TOI

Goalies: Goals Allowed / Shots Decision Minutes Played





# BLUES vs NHL





# ANAHEIM DUCKS VS. ST. LOUIS BLUES

Summary: Won-1 Lost-3 OT-0

## at ST LOUIS BLUES

| Date         | Score         | W Goal        |
|--------------|---------------|---------------|
| 28 Dec '08   | ANA 4 @ STL 3 | Bobby Ryan    |
| 21 Nov '08 * | ANA 2 @ STL 3 | Lee Stempniak |

## at ANAHEIM DUCKS

| Date       | Score         | W Goal           |
|------------|---------------|------------------|
| 10 Dec '08 | STL 2 @ ANA 4 | Brendan Morrison |
| 05 Nov '08 | STL 2 @ ANA 5 | Corey Perry      |

### BLUES

| Player           | GP | G | A | P | +/- | PIM | PP | SH |
|------------------|----|---|---|---|-----|-----|----|----|
| Patrik Berglund  | 3  | 1 | 3 | 4 | 1   | 0   | 0  | 0  |
| David Perron     | 4  | 1 | 2 | 3 | -1  | 0   | 0  | 0  |
| Brad Boyes       | 4  | 2 | 0 | 2 | -5  | 0   | 2  | 0  |
| David Backes     | 4  | 1 | 1 | 2 | -5  | 2   | 1  | 0  |
| Keith Tkachuk    | 4  | 1 | 1 | 2 | -4  | 4   | 1  | 0  |
| Lee Stempniak    | 2  | 1 | 1 | 2 | -1  | 0   | 0  | 0  |
| Brandon Crombeen | 3  | 1 | 0 | 1 | 0   | 10  | 0  | 0  |
| Andy McDonald    | 1  | 1 | 0 | 1 | -1  | 0   | 1  | 0  |
| Steve Regier     | 1  | 1 | 0 | 1 | 0   | 2   | 1  | 0  |
| Roman Polak      | 4  | 0 | 1 | 1 | -2  | 2   | 0  | 0  |
| Brad Winchester  | 3  | 0 | 1 | 1 | -1  | 11  | 0  | 0  |
| Jeff Woywitka    | 3  | 0 | 1 | 1 | 0   | 2   | 0  | 0  |
| Paul Kariya      | 1  | 0 | 1 | 1 | 1   | 0   | 0  | 0  |
| Barret Jackman   | 4  | 0 | 0 | 0 | 0   | 12  | 0  | 0  |
| Cam Janssen      | 4  | 0 | 0 | 0 | 1   | 10  | 0  | 0  |
| Jay McClement    | 4  | 0 | 0 | 0 | -2  | 9   | 0  | 0  |
| Yan Stastny      | 4  | 0 | 0 | 0 | -2  | 7   | 0  | 0  |
| Eric Brewer      | 3  | 0 | 0 | 0 | -4  | 4   | 0  | 0  |
| Jay McKee        | 3  | 0 | 0 | 0 | -1  | 2   | 0  | 0  |
| Mike Weaver      | 3  | 0 | 0 | 0 | -2  | 2   | 0  | 0  |
| Carlo Colaiacovo | 2  | 0 | 0 | 0 | -2  | 2   | 0  | 0  |
| Dan Hinote       | 2  | 0 | 0 | 0 | -1  | 0   | 0  | 0  |
| Cam Paddock      | 2  | 0 | 0 | 0 | 0   | 0   | 0  | 0  |
| Alexander Steen  | 2  | 0 | 0 | 0 | -1  | 0   | 0  | 0  |
| Alex Pietrangolo | 1  | 0 | 0 | 0 | 0   | 0   | 0  | 0  |
| Tyson Strachan   | 1  | 0 | 0 | 0 | -1  | 0   | 0  | 0  |

Power Play: 6-21 28.6% / Penalty Killing: 9-14 64.3%

### Individual Scoring

| Player              | GP | G | A | P | +/- | PIM | PP | SH |
|---------------------|----|---|---|---|-----|-----|----|----|
| Ryan Getzlaf        | 4  | 2 | 5 | 7 | 2   | 2   | 0  | 0  |
| Chris Kunitz        | 4  | 3 | 2 | 5 | 4   | 0   | 1  | 0  |
| Scott Niedermayer   | 4  | 2 | 2 | 4 | 2   | 2   | 2  | 0  |
| Bobby Ryan          | 3  | 1 | 3 | 4 | 3   | 2   | 1  | 0  |
| Samuel Pahlsson     | 4  | 0 | 4 | 4 | 1   | 4   | 0  | 0  |
| Teemu Selanne       | 3  | 1 | 2 | 3 | 0   | 0   | 1  | 0  |
| Rob Niedermayer     | 4  | 2 | 0 | 2 | 1   | 0   | 0  | 0  |
| Brendan Morrison    | 4  | 1 | 1 | 2 | 2   | 2   | 0  | 0  |
| Corey Perry         | 4  | 1 | 1 | 2 | 2   | 7   | 0  | 0  |
| Chris Pronger       | 4  | 0 | 2 | 2 | 3   | 6   | 0  | 0  |
| Steve Montador      | 4  | 1 | 0 | 1 | 3   | 29  | 0  | 0  |
| George Parros       | 3  | 1 | 0 | 1 | 1   | 2   | 0  | 0  |
| Kent Huskins        | 4  | 0 | 1 | 1 | 2   | 2   | 0  | 0  |
| Todd Marchant       | 4  | 0 | 1 | 1 | 1   | 2   | 0  | 0  |
| Travis Moen         | 4  | 0 | 1 | 1 | 1   | 13  | 0  | 0  |
| Brett Festerling    | 3  | 0 | 1 | 1 | 0   | 0   | 0  | 0  |
| Bret Hedican        | 4  | 0 | 0 | 0 | -1  | 4   | 0  | 0  |
| Ryan Carter         | 2  | 0 | 0 | 0 | 0   | 7   | 0  | 0  |
| Brad May            | 2  | 0 | 0 | 0 | 0   | 5   | 0  | 0  |
| Francois Beauchemin | 1  | 0 | 0 | 0 | 3   | 0   | 0  | 0  |
| Andrew Ebbett       | 1  | 0 | 0 | 0 | 1   | 2   | 0  | 0  |
| Nathan McIver       | 1  | 0 | 0 | 0 | 0   | 4   | 0  | 0  |
| Brian Sutherby      | 1  | 0 | 0 | 0 | 0   | 0   | 0  | 0  |

Power Play: 5-14 35.7% / Penalty Killing: 15-21 71.4%

### BLUES

| Goalie       | GP | Min | W | L | OT | GA | SA | SV | GAA  | SV%  |
|--------------|----|-----|---|---|----|----|----|----|------|------|
| Manny Legace | 2  | 76  | 1 | 0 | 0  | 3  | 39 | 36 | 2.37 | .923 |
| Chris Mason  | 3  | 162 | 0 | 3 | 0  | 10 | 79 | 69 | 3.70 | .873 |

### Goaltending

| Goalie                 | GP | Min | W | L | OT | GA | SA | SV | GAA  | SV%  |
|------------------------|----|-----|---|---|----|----|----|----|------|------|
| Jonas Hiller           | 2  | 120 | 2 | 0 | 0  | 5  | 62 | 57 | 2.50 | .919 |
| Jean-Sebastien Giguere | 2  | 121 | 1 | 0 | 1  | 5  | 56 | 51 | 2.48 | .911 |

### BLUES

| Goals | 1st | 2nd | 3rd | OT | Total |
|-------|-----|-----|-----|----|-------|
| Goals | 4   | 2   | 3   | 1  | 10    |

### Goals by Period

| Goals | 1st | 2nd | 3rd | OT | Total |
|-------|-----|-----|-----|----|-------|
| Goals | 3   | 5   | 7   | 0  | 15    |

### BLUES

| Shots | 1st | 2nd | 3rd | OT | Total |
|-------|-----|-----|-----|----|-------|
| Shots | 36  | 38  | 41  | 3  | 118   |

### Shots by Period

| Shots | 1st | 2nd | 3rd | OT | Total |
|-------|-----|-----|-----|----|-------|
| Shots | 41  | 42  | 36  | 1  | 120   |

\* - Overtime \*\* - Shootout

## All-Time Series vs Anaheim

| Year    | HOME W-L-T-OTL | ROAD W-L-T-OTL | OVERALL W-L-T-OTL | Year    | HOME W-L-T-OTL | ROAD W-L-T-OTL | OVERALL W-L-T-OTL | Year    | HOME W-L-T-OTL  | ROAD W-L-T-OTL   | OVERALL W-L-T-OTL |
|---------|----------------|----------------|-------------------|---------|----------------|----------------|-------------------|---------|-----------------|------------------|-------------------|
| 1993-94 | 1-1-0          | 1-1-0          | 2-2-0             | 1998-99 | 0-1-1          | 2-0-0          | 2-1-1             | 2003-04 | 2-0-0-0         | 0-1-1-0          | 2-1-1-0           |
| 1994-95 | 2-0-0          | 2-0-0          | 4-0-0             | 1999-00 | 1-0-1-0        | 1-1-0-0        | 2-1-1-0           | 2005-06 | 1-0-1           | 0-2-0            | 1-2-1             |
| 1995-96 | 1-1-0          | 0-2-0          | 1-3-0             | 2000-01 | 2-0-0-0        | 2-0-0-0        | 4-0-0-0           | 2006-07 | 0-0-2           | 1-1-0            | 1-1-2             |
| 1996-97 | 1-1-0          | 1-0-1          | 2-1-1             | 2001-02 | 1-1-0-0        | 2-0-0-0        | 3-1-0-0           | 2007-08 | 2-0-0           | 0-1-1            | 2-1-1             |
| 1997-98 | 0-1-1          | 2-0-0          | 2-1-1             | 2002-03 | 1-1-0-0        | 0-2-0-0        | 1-3-0-0           | 2008-09 | 1-1-0           | 0-2-0            | 1-3-0             |
|         |                |                |                   |         |                | <b>TOTALS</b>  |                   |         | <b>16-8-6-0</b> | <b>14-13-3-0</b> | <b>30-21-9-0</b>  |

## All-Time Series Facts

|                   |                          |                    |       |                    |     |
|-------------------|--------------------------|--------------------|-------|--------------------|-----|
| Shutouts For:     | 2 (2 home, 0 road)       | Overtime Record:   | 4-3-5 | Shutout Record:    | 1-2 |
| Shutouts Against: | 4 (2 home, 2 road)       | Overtime at Home:  | 3-1-3 | Shutout at Home:   | 1-2 |
| Last STL SO:      | Feb. 1, 2008 (1-0 @ STL) | Overtime on Road:  | 1-2-2 | Shutout on Road:   | 0-0 |
| Last ANA SO:      | Oct. 9, 2006 (0-2 @ ANA) | 2008-09 OT Record: | 1-0   | 2008-09 SO Record: | 0-0 |

# Blues vs. the NHL

## ATLANTA THRASHERS VS. ST. LOUIS BLUES

Summary: Won-1 Lost-0 OT-0

| at ST LOUIS BLUES |          |   |        |   |     |                    |    |    |                   |   | at ATLANTA THRASHERS |               |   |            |     |    |    |  |  |  |  |  |
|-------------------|----------|---|--------|---|-----|--------------------|----|----|-------------------|---|----------------------|---------------|---|------------|-----|----|----|--|--|--|--|--|
| Date              | Score    |   | W Goal |   |     |                    |    |    |                   |   | Date                 | Score         |   | W Goal     |     |    |    |  |  |  |  |  |
|                   | no games |   |        |   |     |                    |    |    |                   |   | 30 Nov '08           | STL 4 @ ATL 2 |   | Brad Boyes |     |    |    |  |  |  |  |  |
| Player            | BLUES    |   |        |   |     | Individual Scoring |    |    |                   |   | Player               | THRASHERS     |   |            |     |    |    |  |  |  |  |  |
|                   | GP       | G | A      | P | +/- | PIM                | PP | SH | GP                | G |                      | A             | P | +/-        | PIM | PP | SH |  |  |  |  |  |
| Brad Boyes        | 1        | 1 | 1      | 2 | -1  | 0                  | 1  | 0  | Colby Armstrong   | 1 | 1                    | 0             | 1 | 1          | 0   | 0  | 0  |  |  |  |  |  |
| Jeff Woywitka     | 1        | 0 | 2      | 2 | 1   | 0                  | 0  | 0  | Niclas Havelid    | 1 | 1                    | 0             | 1 | 1          | 0   | 0  | 0  |  |  |  |  |  |
| David Backes      | 1        | 1 | 0      | 1 | 1   | 0                  | 0  | 0  | Ron Hainsey       | 1 | 0                    | 1             | 1 | 0          | 4   | 0  | 0  |  |  |  |  |  |
| Jay McClement     | 1        | 1 | 0      | 1 | 2   | 0                  | 0  | 0  | Vyacheslav Kozlov | 1 | 0                    | 1             | 1 | -1         | 0   | 0  | 0  |  |  |  |  |  |
| Keith Tkachuk     | 1        | 1 | 0      | 1 | 0   | 0                  | 1  | 0  | Todd White        | 1 | 0                    | 1             | 1 | -1         | 2   | 0  | 0  |  |  |  |  |  |
| Patrik Berglund   | 1        | 0 | 1      | 1 | 0   | 0                  | 0  | 0  | Eric Boulton      | 1 | 0                    | 0             | 0 | 0          | 5   | 0  | 0  |  |  |  |  |  |
| Eric Brewer       | 1        | 0 | 1      | 1 | 0   | 0                  | 0  | 0  | Joseph Crabb      | 1 | 0                    | 0             | 0 | 1          | 0   | 0  | 0  |  |  |  |  |  |
| Carlo Colaiacovo  | 1        | 0 | 1      | 1 | -1  | 2                  | 0  | 0  | Tobias Enstrom    | 1 | 0                    | 0             | 0 | 0          | 0   | 0  | 0  |  |  |  |  |  |
| Brandon Crombeen  | 1        | 0 | 1      | 1 | 1   | 5                  | 0  | 0  | Garnet Exelby     | 1 | 0                    | 0             | 0 | 0          | 0   | 0  | 0  |  |  |  |  |  |
| Barret Jackman    | 1        | 0 | 0      | 0 | 2   | 0                  | 0  | 0  | Ilya Kovalchuk    | 1 | 0                    | 0             | 0 | -1         | 0   | 0  | 0  |  |  |  |  |  |
| Jay McKee         | 1        | 0 | 0      | 0 | -1  | 0                  | 0  | 0  | Bryan Little      | 1 | 0                    | 0             | 0 | -1         | 0   | 0  | 0  |  |  |  |  |  |
| Cam Paddock       | 1        | 0 | 0      | 0 | -1  | 0                  | 0  | 0  | Nathan Ostryck    | 1 | 0                    | 0             | 0 | -1         | 2   | 0  | 0  |  |  |  |  |  |
| David Perron      | 1        | 0 | 0      | 0 | 0   | 2                  | 0  | 0  | Eric Perrin       | 1 | 0                    | 0             | 0 | 0          | 0   | 0  | 0  |  |  |  |  |  |
| Roman Polak       | 1        | 0 | 0      | 0 | -1  | 0                  | 0  | 0  | Marty Reasoner    | 1 | 0                    | 0             | 0 | 1          | 0   | 0  | 0  |  |  |  |  |  |
| Steve Regier      | 1        | 0 | 0      | 0 | 0   | 0                  | 0  | 0  | Mathieu Schneider | 1 | 0                    | 0             | 0 | 0          | 0   | 0  | 0  |  |  |  |  |  |
| Yan Stastny       | 1        | 0 | 0      | 0 | 0   | 0                  | 0  | 0  | Jim Slater        | 1 | 0                    | 0             | 0 | 0          | 0   | 0  | 0  |  |  |  |  |  |
| Alexander Steen   | 1        | 0 | 0      | 0 | -1  | 0                  | 0  | 0  | Chris Thorburn    | 1 | 0                    | 0             | 0 | 0          | 0   | 0  | 0  |  |  |  |  |  |
| Brad Winchester   | 1        | 0 | 0      | 0 | -1  | 0                  | 0  | 0  | Jason Williams    | 1 | 0                    | 0             | 0 | 0          | 0   | 0  | 0  |  |  |  |  |  |

Power Play: 2-4 50.0% / Penalty Killing: 2-2 100.0%

Power Play: 0-2 0.0% / Penalty Killing: 2-4 50.0%

| Goalie      | BLUES |     |       |    |    | Goaltending |      |      |                |     | Goalie | THRASHERS |    |    |    |      |      |
|-------------|-------|-----|-------|----|----|-------------|------|------|----------------|-----|--------|-----------|----|----|----|------|------|
|             | GP    | Min | WLOT  | GA | SA | SV          | GAA  | SV%  | GP             | Min |        | WLOT      | GA | SA | SV | GAA  | SV%  |
| Chris Mason | 1     | 60  | 1-0-0 | 2  | 30 | 28          | 2.01 | .933 | Ondrej Pavelec | 1   | 59     | 0-1-0     | 3  | 46 | 43 | 3.05 | .935 |

| Goals | BLUES |     |     |    |       | Goals by Period |     |     |    |       | Goals | THRASHERS |     |     |    |       |
|-------|-------|-----|-----|----|-------|-----------------|-----|-----|----|-------|-------|-----------|-----|-----|----|-------|
|       | 1st   | 2nd | 3rd | OT | Total | 1st             | 2nd | 3rd | OT | Total |       | 1st       | 2nd | 3rd | OT | Total |
| Goals | 1     | 1   | 2   | 0  | 4     | Goals           | 2   | 0   | 0  | 0     | 2     | 2         | 0   | 0   | 0  | 2     |

| Shots | BLUES |     |     |    |       | Shots by Period |     |     |    |       | Shots | THRASHERS |     |     |    |       |
|-------|-------|-----|-----|----|-------|-----------------|-----|-----|----|-------|-------|-----------|-----|-----|----|-------|
|       | 1st   | 2nd | 3rd | OT | Total | 1st             | 2nd | 3rd | OT | Total |       | 1st       | 2nd | 3rd | OT | Total |
| Shots | 15    | 14  | 18  | 0  | 47    | Shots           | 12  | 7   | 11 | 0     | 30    |           |     |     |    |       |

\* - Overtime \*\* - Shootout

### All-Time Series vs Atlanta

| Year    | HOME      | ROAD      | OVERALL       | Year    | HOME      | ROAD      | OVERALL        | Year    | HOME      | ROAD      | OVERALL        |                |
|---------|-----------|-----------|---------------|---------|-----------|-----------|----------------|---------|-----------|-----------|----------------|----------------|
|         | W-L-T-OTL | W-L-T-OTL | W-L-T-OTL     |         | W-L-T-OTL | W-L-T-OTL | W-L-T-OTL      |         | W-L-T-OTL | W-L-T-OTL | W-L-T-OTL      | W-L-T-OTL      |
| 1999-00 | 1-0-0-0   | 1-0-0-0   | 2-0-0-0       | 2002-03 | 1-0-0-0   | 0-1-0-0   | 1-1-0-0        | 2006-07 | DNP       | DNP       | DNP            |                |
| 2000-01 | DNP       | 1-0-0-0   | 1-0-0-0       | 2003-04 | DNP       | 0-0-1-0   | 0-0-1-0        | 2007-08 | 0-0-1     | DNP       | 0-0-1          |                |
| 2001-02 | 1-0-0-0   | DNP       | 1-0-0-0       | 2005-06 | DNP       | 0-1-0     | 0-1-0          | 2008-09 | DNP       | 1-0-0     | 1-0-0          |                |
|         |           |           | <b>TOTALS</b> |         |           |           | <b>3-0-1-0</b> |         |           |           | <b>3-2-1-0</b> | <b>6-2-2-0</b> |

### All-Time Series Facts

|                   |                           |                    |       |                    |     |
|-------------------|---------------------------|--------------------|-------|--------------------|-----|
| Shutouts For:     | 2 (2 home, 0 road)        | Overtime Record:   | 0-1-1 | Shutout Record:    | 0-0 |
| Shutouts Against: | 1 (0 home, 1 road)        | Overtime at Home:  | 0-1-0 | Shutout at Home:   | 0-0 |
| Last STL SO:      | Dec. 14, 2002 (4-0 @ STL) | Overtime on Road:  | 0-0-1 | Shutout on Road:   | 0-0 |
| Last ATL SO:      | Jan. 13, 2006 (0-2 @ ATL) | 2008-09 OT Record: | 0-0   | 2008-09 SO Record: | 0-0 |



# BOSTON BRUINS VS. ST. LOUIS BLUES

Summary: Won-1 Lost-1 OT-0

## at ST LOUIS BLUES

## at BOSTON BRUINS

| Date       | Score         | W Goal        |  | Date          | Score         | W Goal     |
|------------|---------------|---------------|--|---------------|---------------|------------|
| 21 Dec '08 | BOS 6 @ STL 3 | Michael Ryder |  | 19 Jan '09 ** | STL 5 @ BOS 4 | T.J. Oshie |

| Player           | BLUES |   |   |   |     |     |    |    |                    |    | Individual Scoring |   |   |     |     |    |    |                    |    |   | BRUINS |   |     |     |    |    |  |  |  |  |
|------------------|-------|---|---|---|-----|-----|----|----|--------------------|----|--------------------|---|---|-----|-----|----|----|--------------------|----|---|--------|---|-----|-----|----|----|--|--|--|--|
|                  | GP    | G | A | P | +/- | PIM | PP | SH | Player             | GP | G                  | A | P | +/- | PIM | PP | SH | Player             | GP | G | A      | P | +/- | PIM | PP | SH |  |  |  |  |
| Jay McClement    | 2     | 2 | 0 | 2 | 2   | 2   | 0  | 1  | David Krejci       | 2  | 0                  | 5 | 5 | 1   | 0   | 0  | 0  | David Krejci       | 2  | 0 | 5      | 5 | 1   | 0   | 0  | 0  |  |  |  |  |
| Brad Winchester  | 2     | 2 | 0 | 2 | 0   | 0   | 1  | 0  | Zdeno Chara        | 2  | 1                  | 3 | 4 | 2   | 4   | 0  | 0  | Zdeno Chara        | 2  | 1 | 3      | 4 | 2   | 4   | 0  | 0  |  |  |  |  |
| David Backes     | 2     | 1 | 1 | 2 | -1  | 4   | 0  | 0  | Michael Ryder      | 2  | 2                  | 1 | 3 | -2  | 0   | 2  | 0  | Michael Ryder      | 2  | 2 | 1      | 3 | -2  | 0   | 2  | 0  |  |  |  |  |
| David Perron     | 2     | 1 | 1 | 2 | 0   | 0   | 1  | 0  | Blake Wheeler      | 2  | 2                  | 1 | 3 | 0   | 0   | 0  | 1  | Blake Wheeler      | 2  | 2 | 1      | 3 | 0   | 0   | 0  | 1  |  |  |  |  |
| Keith Tkachuk    | 2     | 0 | 2 | 2 | -3  | 0   | 0  | 0  | P. J. Axelsson     | 2  | 1                  | 2 | 3 | 0   | 0   | 2  | 1  | P. J. Axelsson     | 2  | 1 | 2      | 3 | 0   | 0   | 2  | 1  |  |  |  |  |
| Jeff Woywitka    | 2     | 0 | 2 | 2 | -2  | 2   | 0  | 0  | Marc Savard        | 2  | 1                  | 1 | 2 | -1  | 0   | 0  | 0  | Marc Savard        | 2  | 1 | 1      | 2 | -1  | 0   | 0  | 0  |  |  |  |  |
| Yan Stastny      | 1     | 1 | 0 | 1 | 0   | 0   | 0  | 0  | Phil Kessel        | 1  | 0                  | 2 | 2 | 1   | 0   | 0  | 0  | Phil Kessel        | 1  | 0 | 2      | 2 | 1   | 0   | 0  | 0  |  |  |  |  |
| Patrik Berglund  | 2     | 0 | 1 | 1 | 0   | 0   | 0  | 0  | Shane Hnidy        | 2  | 1                  | 0 | 1 | -2  | 0   | 1  | 0  | Shane Hnidy        | 2  | 1 | 0      | 1 | -2  | 0   | 1  | 0  |  |  |  |  |
| Carlo Colaiacovo | 2     | 0 | 1 | 1 | 1   | 0   | 0  | 0  | Chuck Kobasew      | 2  | 1                  | 0 | 1 | 0   | 0   | 0  | 0  | Chuck Kobasew      | 2  | 1 | 0      | 1 | 0   | 0   | 0  | 0  |  |  |  |  |
| Alexander Steen  | 2     | 0 | 1 | 1 | 1   | 2   | 0  | 0  | Vladimir Sobotka   | 2  | 1                  | 0 | 1 | 1   | 0   | 0  | 0  | Vladimir Sobotka   | 2  | 1 | 0      | 1 | 1   | 0   | 0  | 0  |  |  |  |  |
| Tyson Strachan   | 2     | 0 | 1 | 1 | 1   | 0   | 0  | 0  | Martin St. Pierre  | 2  | 0                  | 1 | 1 | 1   | 0   | 0  | 0  | Martin St. Pierre  | 2  | 0 | 1      | 1 | 1   | 0   | 0  | 0  |  |  |  |  |
| Mike Weaver      | 2     | 0 | 1 | 1 | -1  | 0   | 0  | 0  | Dennis Wideman     | 2  | 0                  | 1 | 1 | 2   | 2   | 0  | 0  | Dennis Wideman     | 2  | 0 | 1      | 1 | 2   | 2   | 0  | 0  |  |  |  |  |
| Roman Polak      | 1     | 0 | 1 | 1 | -1  | 2   | 0  | 0  | Milan Lucic        | 1  | 0                  | 1 | 1 | 1   | 7   | 0  | 0  | Milan Lucic        | 1  | 0 | 1      | 1 | 1   | 7   | 0  | 0  |  |  |  |  |
| Brad Boyes       | 2     | 0 | 0 | 0 | -2  | 0   | 0  | 0  | Matt Hunwick       | 2  | 0                  | 0 | 0 | -1  | 2   | 0  | 0  | Matt Hunwick       | 2  | 0 | 0      | 0 | -1  | 2   | 0  | 0  |  |  |  |  |
| Brandon Crombeen | 2     | 0 | 0 | 0 | 0   | 9   | 0  | 0  | Matt Lashoff       | 2  | 0                  | 0 | 0 | 2   | 0   | 0  | 0  | Matt Lashoff       | 2  | 0 | 0      | 0 | 2   | 0   | 0  | 0  |  |  |  |  |
| Dan Hinote       | 2     | 0 | 0 | 0 | -1  | 4   | 0  | 0  | Mark Stuart        | 2  | 0                  | 0 | 0 | -1  | 0   | 0  | 0  | Mark Stuart        | 2  | 0 | 0      | 0 | -1  | 0   | 0  | 0  |  |  |  |  |
| Barret Jackman   | 2     | 0 | 0 | 0 | -1  | 0   | 0  | 0  | Shawn Thornton     | 2  | 0                  | 0 | 0 | 0   | 0   | 0  | 0  | Shawn Thornton     | 2  | 0 | 0      | 0 | 0   | 0   | 0  | 0  |  |  |  |  |
| Cam Janssen      | 2     | 0 | 0 | 0 | 0   | 0   | 0  | 0  | Stephane Yelle     | 2  | 0                  | 0 | 0 | 0   | 2   | 0  | 0  | Stephane Yelle     | 2  | 0 | 0      | 0 | 0   | 2   | 0  | 0  |  |  |  |  |
| Jay McKee        | 1     | 0 | 0 | 0 | 1   | 0   | 0  | 0  | Byron Bitz         | 1  | 0                  | 0 | 0 | 0   | 0   | 0  | 0  | Byron Bitz         | 1  | 0 | 0      | 0 | 0   | 0   | 0  | 0  |  |  |  |  |
| T.J. Oshie       | 1     | 0 | 0 | 0 | 1   | 0   | 0  | 0  | Petteri Nokelainen | 1  | 0                  | 0 | 0 | 0   | 0   | 0  | 0  | Petteri Nokelainen | 1  | 0 | 0      | 0 | 0   | 0   | 0  | 0  |  |  |  |  |

Power Play: 2-6 33.3% / Penalty Killing: 4-8 50.0%

Power Play: 4-8 50.0% / Penalty Killing: 4-6 66.7%

| Goalie       | BLUES |     |       |    |    |    |      | Goaltending |                 |     |      |       |    |    | Goalie | BRUINS |      |  |  |  |  |  |
|--------------|-------|-----|-------|----|----|----|------|-------------|-----------------|-----|------|-------|----|----|--------|--------|------|--|--|--|--|--|
|              | GP    | Min | WLOT  | GA | SA | SV | GAA  | SV%         | GP              | Min | WLOT | GA    | SA | SV |        | GAA    | SV%  |  |  |  |  |  |
| Chris Mason  | 2     | 72  | 1-0-0 | 4  | 29 | 25 | 3.34 | .862        | Chris Mason     | 2   | 72   | 1-0-0 | 4  | 29 | 25     | 3.34   | .862 |  |  |  |  |  |
| Manny Legace | 2     | 51  | 0-1-0 | 6  | 25 | 19 | 7.12 | .760        | Manny Fernandez | 1   | 60   | 1-0-0 | 3  | 32 | 29     | 3.02   | .906 |  |  |  |  |  |
|              |       |     |       |    |    |    |      |             | Tim Thomas      | 1   | 65   | 0-0-1 | 4  | 31 | 27     | 3.69   | .871 |  |  |  |  |  |

|       | BLUES |     |     |    |       | Goals by Period |     |     |    |       |    | BRUINS |     |     |    |       |
|-------|-------|-----|-----|----|-------|-----------------|-----|-----|----|-------|----|--------|-----|-----|----|-------|
|       | 1st   | 2nd | 3rd | OT | Total | 1st             | 2nd | 3rd | OT | Total |    | 1st    | 2nd | 3rd | OT | Total |
| Goals | 3     | 2   | 2   | 0  | 7     | Goals           | 4   | 2   | 4  | 0     | 10 | 4      | 2   | 4   | 0  | 10    |

|       | BLUES |     |     |    |       | Shots by Period |     |     |    |       |    | BRUINS |     |     |    |       |
|-------|-------|-----|-----|----|-------|-----------------|-----|-----|----|-------|----|--------|-----|-----|----|-------|
|       | 1st   | 2nd | 3rd | OT | Total | 1st             | 2nd | 3rd | OT | Total |    | 1st    | 2nd | 3rd | OT | Total |
| Shots | 15    | 15  | 33  | 0  | 63    | Shots           | 22  | 19  | 11 | 2     | 54 | 22     | 19  | 11  | 2  | 54    |

\* - Overtime \*\* - Shootout

### All-Time Series vs Boston

| Year    | HOME W-L-T-OTL | ROAD W-L-T-OTL | OVERALL W-L-T-OTL | Year    | HOME W-L-T-OTL | ROAD W-L-T-OTL | OVERALL W-L-T-OTL | Year          | HOME W-L-T-OTL   | ROAD W-L-T-OTL   | OVERALL W-L-T-OTL |
|---------|----------------|----------------|-------------------|---------|----------------|----------------|-------------------|---------------|------------------|------------------|-------------------|
| 1967-68 | 1-1-0          | 0-1-1          | 1-2-1             | 1981-82 | 0-1-1          | 1-0-0          | 1-1-1             | 1995-96       | 0-1-0            | 0-1-0            | 0-2-0             |
| 1968-69 | 1-1-1          | 1-1-1          | 2-2-2             | 1982-83 | 0-1-0          | 0-2-0          | 0-3-0             | 1996-97       | 1-0-0            | 0-0-1            | 1-0-1             |
| 1969-70 | 1-1-1          | 0-2-1          | 1-3-2             | 1983-84 | 0-2-0          | 0-1-0          | 0-3-0             | 1997-98       | 1-0-0            | 1-0-0            | 2-0-0             |
| 1970-71 | 0-2-1          | 1-2-0          | 1-4-1             | 1984-85 | 0-1-0          | 0-0-2          | 0-1-2             | 1998-99       | DNP              | 0-0-1            | 0-0-1             |
| 1971-72 | 1-1-1          | 0-3-0          | 1-4-1             | 1985-86 | 1-1-0          | 1-0-0          | 2-1-0             | 1999-00       | 1-0-0-0          | 1-0-0-0          | 2-0-0-0           |
| 1972-73 | 2-0-0          | 1-2-0          | 3-2-0             | 1986-87 | 1-0-0          | 0-2-0          | 1-2-0             | 2000-01       | 1-0-0-0          | 0-1-0-0          | 1-1-0-0           |
| 1973-74 | 1-2-0          | 0-2-0          | 1-4-0             | 1987-88 | 1-1-0          | 1-0-0          | 2-1-0             | 2001-02       | 1-0-0-0          | 1-0-0-0          | 2-0-0-0           |
| 1974-75 | 2-0-0          | 0-1-1          | 2-1-1             | 1988-89 | 0-1-0          | 0-2-0          | 0-3-0             | 2002-03       | DNP              | 1-0-0-0          | 1-0-0-0           |
| 1975-76 | 1-0-1          | 0-2-0          | 1-2-1             | 1989-90 | 0-2-0          | 1-0-0          | 1-2-0             | 2003-04       | 1-0-0-0          | DNP              | 1-0-0-0           |
| 1976-77 | 1-0-1          | 0-2-0          | 1-2-1             | 1990-91 | 1-0-0          | 0-1-1          | 1-1-1             | 2005-06       | DNP              | DNP              | DNP               |
| 1977-78 | 0-2-0          | 0-2-0          | 0-4-0             | 1991-92 | 2-0-0          | 1-0-0          | 3-0-0             | 2006-07       | 1-0-0            | DNP              | 1-0-0             |
| 1978-79 | 1-1-0          | 0-2-0          | 1-3-0             | 1992-93 | 0-1-0          | 0-1-0          | 0-2-0             | 2007-08       | DNP              | 1-0-0            | 1-0-0             |
| 1979-80 | 0-0-2          | 1-1-0          | 1-1-2             | 1993-94 | 1-0-0          | 1-0-0          | 2-0-0             | 2008-09       | 0-1-0            | 1-0-0            | 1-1-0             |
| 1980-81 | 2-0-0          | 1-1-0          | 3-1-0             | 1994-95 | DNP            | DNP            | DNP               | <b>TOTALS</b> | <b>28-24-9-0</b> | <b>17-35-9-0</b> | <b>45-59-18-0</b> |

### All-Time Series Facts

|                   |                           |                    |       |                    |     |
|-------------------|---------------------------|--------------------|-------|--------------------|-----|
| Shutouts For:     | 5 (3 home, 2 road)        | Overtime Record:   | 4-3-5 | Shutout Record:    | 2-0 |
| Shutouts Against: | 11 (5 home, 6 road)       | Overtime at Home:  | 3-1-0 | Shutout at Home:   | 1-0 |
| Last STL SO:      | Dec. 3, 2002 (4-0 @ BOS)  | Overtime on Road:  | 1-2-5 | Shutout on Road:   | 1-0 |
| Last BOS SO:      | Mar. 27, 1990 (0-3 @ STL) | 2008-09 OT Record: | 0-0   | 2008-09 SO Record: | 1-0 |

# Blues vs. the NHL

## BUFFALO SABRES VS. ST. LOUIS BLUES

Summary: Won-0 Lost-1 OT-0

| at ST LOUIS BLUES |           |          |          |          |            |            | at BUFFALO SABRES |           |                  |   |          |          |          |            |            |           |           |
|-------------------|-----------|----------|----------|----------|------------|------------|-------------------|-----------|------------------|---|----------|----------|----------|------------|------------|-----------|-----------|
| Date              | Score     | no games |          |          |            |            | W Goal            | Date      | Score            | 12 Nov '08 STL 3 @ BUF 4 Henrik Tallinder |          |          |          |            |            |           |           |
| <b>BLUES</b>      |           |          |          |          |            |            | <b>SABRES</b>     |           |                  |   |          |          |          |            |            |           |           |
| <b>Player</b>     | <b>GP</b> | <b>G</b> | <b>A</b> | <b>P</b> | <b>+/-</b> | <b>PIM</b> | <b>PP</b>         | <b>SH</b> | <b>Player</b>    | <b>GP</b>                                 | <b>G</b> | <b>A</b> | <b>P</b> | <b>+/-</b> | <b>PIM</b> | <b>PP</b> | <b>SH</b> |
| David Perron      | 1         | 1        | 2        | 3        | 3          | 0          | 0                 | 0         | Tim Connolly     | 1   | 1        | 1        | 2        | 1          | 0          | 0         | 0         |
| Patrik Berglund   | 1         | 1        | 1        | 2        | 3          | 0          | 0                 | 0         | Adam Mair        | 1   | 1        | 1        | 2        | 1          | 2          | 0         | 0         |
| Lee Stempniak     | 1         | 1        | 1        | 2        | 2          | 0          | 0                 | 0         | Henrik Tallinder | 1   | 1        | 1        | 2        | 1          | 0          | 0         | 0         |
| Keith Tkachuk     | 1         | 0        | 1        | 1        | -1         | 0          | 0                 | 0         | Jochen Hecht     | 1   | 0        | 2        | 2        | 1          | 0          | 0         | 0         |
| David Backes      | 1         | 0        | 0        | 0        | 0          | 0          | 0                 | 0         | Jason Pominville | 1   | 1        | 0        | 1        | 1          | 0          | 0         | 0         |
| Brad Boyes        | 1         | 0        | 0        | 0        | -3         | 0          | 0                 | 0         | Paul Gaustad     | 1   | 0        | 1        | 1        | 1          | 0          | 0         | 0         |
| Eric Brewer       | 1         | 0        | 0        | 0        | 1          | 0          | 0                 | 0         | Toni Lydman      | 1   | 0        | 1        | 1        | 2          | 0          | 0         | 0         |
| Dan Hinote        | 1         | 0        | 0        | 0        | 0          | 0          | 0                 | 0         | Daniel Paille    | 1   | 0        | 1        | 1        | 2          | 0          | 0         | 0         |
| Barret Jackman    | 1         | 0        | 0        | 0        | 0          | 2          | 0                 | 0         | Maxim Afinogenov | 1   | 0        | 0        | 0        | -1         | 0          | 0         | 0         |
| Cam Janssen       | 1         | 0        | 0        | 0        | -2         | 5          | 0                 | 0         | Ales Kotalik     | 1   | 0        | 0        | 0        | -1         | 0          | 0         | 0         |
| David Koci        | 1         | 0        | 0        | 0        | -1         | 7          | 0                 | 0         | Clarke MacArthur | 1   | 0        | 0        | 0        | 0          | 2          | 0         | 0         |
| Jay McClement     | 1         | 0        | 0        | 0        | 0          | 0          | 0                 | 0         | Teppo Numminen   | 1   | 0        | 0        | 0        | 1          | 0          | 0         | 0         |
| Andy McDonald     | 1         | 0        | 0        | 0        | -3         | 2          | 0                 | 0         | Andrew Peters    | 1   | 0        | 0        | 0        | 0          | 10         | 0         | 0         |
| Jay McKee         | 1         | 0        | 0        | 0        | -2         | 0          | 0                 | 0         | Craig Rivet      | 1   | 0        | 0        | 0        | 0          | 0          | 0         | 0         |
| Alex Pietrangolo  | 1         | 0        | 0        | 0        | -1         | 2          | 0                 | 0         | Derek Roy        | 1   | 0        | 0        | 0        | -1         | 0          | 0         | 0         |
| Roman Polak       | 1         | 0        | 0        | 0        | 1          | 0          | 0                 | 0         | Andrej Sekera    | 1   | 0        | 0        | 0        | -1         | 0          | 0         | 0         |
| Yan Stastny       | 1         | 0        | 0        | 0        | -1         | 0          | 0                 | 0         | Jaroslav Spacek  | 1   | 0        | 0        | 0        | -1         | 0          | 0         | 0         |
| Steve Wagner      | 1         | 0        | 0        | 0        | -1         | 0          | 0                 | 0         | Thomas Vanek     | 1   | 0        | 0        | 0        | -1         | 0          | 0         | 0         |

Power Play: 0-1 0.0% / Penalty Killing: 3-3 100.0%

Power Play: 0-3 0.0% / Penalty Killing: 1-1 100.0%

| <b>BLUES</b> |    |     |       |    |    |    | <b>Goaltending</b> |      |             |    |     |       |    | <b>SABRES</b> |    |      |      |  |  |  |
|--------------|----|-----|-------|----|----|----|--------------------|------|-------------|----|-----|-------|----|---------------|----|------|------|--|--|--|
| Goalie       | GP | Min | WLOT  | GA | SA | SV | GAA                | SV%  | Goalie      | GP | Min | WLOT  | GA | SA            | SV | GAA  | SV%  |  |  |  |
| Chris Mason  | 1  | 54  | 0-1-0 | 1  | 25 | 24 | 1.12               | .960 | Ryan Miller | 1  | 60  | 1-0-0 | 3  | 33            | 30 | 3.01 | .909 |  |  |  |
| Manny Legace | 1  | 5   | 0-0-0 | 3  | 7  | 4  | 33.96              | .571 |             |    |     |       |    |               |    |      |      |  |  |  |

| <b>BLUES</b> |     |     |     |    |       | <b>Goals by Period</b> |     |     |     |    |       | <b>SABRES</b> |     |     |     |    |       |
|--------------|-----|-----|-----|----|-------|------------------------|-----|-----|-----|----|-------|---------------|-----|-----|-----|----|-------|
| Goals        | 1st | 2nd | 3rd | OT | Total | Goals                  | 1st | 2nd | 3rd | OT | Total | Goals         | 1st | 2nd | 3rd | OT | Total |
| Goals        | 1   | 1   | 1   | 0  | 3     | Goals                  | 3   | 0   | 1   | 0  | 4     |               |     |     |     |    |       |

| <b>BLUES</b> |     |     |     |    |       | <b>Shots by Period</b> |     |     |     |    |       | <b>SABRES</b> |     |     |     |    |       |
|--------------|-----|-----|-----|----|-------|------------------------|-----|-----|-----|----|-------|---------------|-----|-----|-----|----|-------|
| Shots        | 1st | 2nd | 3rd | OT | Total | Shots                  | 1st | 2nd | 3rd | OT | Total | Shots         | 1st | 2nd | 3rd | OT | Total |
| Shots        | 14  | 8   | 11  | 0  | 33    | Shots                  | 13  | 11  | 8   | 0  | 32    |               |     |     |     |    |       |

\* - Overtime \*\* - Shootout

### All-Time Series vs Buffalo

| Year    | HOME W-L-T-OTL | ROAD W-L-T-OTL | OVERALL W-L-T-OTL | Year    | HOME W-L-T-OTL | ROAD W-L-T-OTL | OVERALL W-L-T-OTL | Year          | HOME W-L-T-OTL   | ROAD W-L-T-OTL   | OVERALL W-L-T-OTL |
|---------|----------------|----------------|-------------------|---------|----------------|----------------|-------------------|---------------|------------------|------------------|-------------------|
| 1970-71 | 3-0-0          | 1-2-0          | 4-2-0             | 1983-84 | 1-1-0          | 0-1-0          | 1-2-0             | 1996-97       | 0-1-0            | 0-0-1            | 0-1-1             |
| 1971-72 | 2-0-1          | 2-1-0          | 4-1-1             | 1984-85 | 1-0-0          | 1-1-0          | 2-1-0             | 1997-98       | 0-1-0            | 0-0-1            | 0-1-1             |
| 1972-73 | 1-1-1          | 0-1-1          | 1-2-2             | 1985-86 | 1-1-0          | 0-1-0          | 1-2-0             | 1998-99       | 0-0-1            | 1-0-0            | 1-0-1             |
| 1973-74 | 1-0-1          | 1-2-0          | 2-2-1             | 1986-87 | 1-0-0          | 1-1-0          | 2-1-0             | 1999-00       | DNP              | 1-0-0-0          | 1-0-0-0           |
| 1974-75 | 0-1-1          | 0-1-1          | 0-2-2             | 1987-88 | 0-2-0          | 0-1-0          | 0-3-0             | 2000-01       | 1-0-0-0          | DNP              | 1-0-0-0           |
| 1975-76 | 1-1-0          | 0-1-1          | 1-2-1             | 1988-89 | 1-0-0          | 1-1-0          | 2-1-0             | 2001-02       | 1-0-0-0          | 1-0-0-0          | 2-0-0-0           |
| 1976-77 | 2-0-0          | 0-2-0          | 2-2-0             | 1989-90 | 2-0-0          | 0-1-0          | 2-1-0             | 2002-03       | 1-0-0-0          | 1-0-0-0          | 2-0-0-0           |
| 1977-78 | 0-2-0          | 0-2-0          | 0-4-0             | 1990-91 | 1-0-0          | 2-0-0          | 3-0-0             | 2003-04       | DNP              | 1-0-0-0          | 1-0-0-0           |
| 1978-79 | 0-1-1          | 0-2-0          | 0-3-1             | 1991-92 | 1-0-0          | 1-1-0          | 2-1-0             | 2005-06       | DNP              | DNP              | DNP               |
| 1979-80 | 2-0-0          | 0-2-0          | 2-2-0             | 1992-93 | 0-0-1          | 0-1-0          | 0-1-1             | 2006-07       | 1-0-0            | DNP              | 1-0-0             |
| 1980-81 | 2-0-0          | 1-0-1          | 3-0-1             | 1993-94 | 1-0-0          | 1-0-0          | 2-0-0             | 2007-08       | DNP              | 1-0-0            | 1-0-0             |
| 1981-82 | 1-1-0          | 0-1-0          | 1-2-0             | 1994-95 | DNP            | DNP            | DNP               | 2008-09       | DNP              | 0-1-0            | 0-1-0             |
| 1982-83 | 1-0-0          | 0-2-0          | 1-2-0             | 1995-96 | 0-1-0          | 0-1-0          | 0-2-0             | <b>TOTALS</b> | <b>30-14-7-0</b> | <b>18-30-6-0</b> | <b>48-44-13-0</b> |

### All-Time Series Facts

|                   |                           |                    |       |                    |     |
|-------------------|---------------------------|--------------------|-------|--------------------|-----|
| Shutouts For:     | 3 (2 home, 1 road)        | Overtime Record:   | 4-1-4 | Shutout Record:    | 0-0 |
| Shutouts Against: | 5 (3 home, 2 road)        | Overtime at Home:  | 3-0-2 | Shutout at Home:   | 0-0 |
| Last STL SO:      | Nov. 26, 1999 (2-0 @ BUF) | Overtime on Road:  | 1-1-2 | Shutout on Road:   | 0-0 |
| Last BUF SO:      | Nov. 27, 1995 (0-2 @ STL) | 2008-09 OT Record: | 0-0   | 2008-09 SO Record: | 0-0 |



# CALGARY FLAMES VS. ST. LOUIS BLUES

Summary: Won-1 Lost-2 OT-1

at ST LOUIS BLUES

| Date         | Score         | W Goal          |
|--------------|---------------|-----------------|
| 16 Dec '08   | CGY 6 @ STL 3 | Mike Cammalleri |
| 05 Dec '08 * | CGY 4 @ STL 3 | Mike Cammalleri |

at CALGARY FLAMES

| Date       | Score         | W Goal        |
|------------|---------------|---------------|
| 20 Mar '09 | STL 3 @ CGY 2 | Jay McClement |
| 13 Jan '09 | STL 1 @ CGY 3 | David Moss    |

| BLUES            |    |   |   |   |     |     |    |    |   |    | Individual Scoring |   |   |     |     |    |    |                 |    |   |   | FLAMES |     |     |    |    |  |  |  |  |  |  |
|------------------|----|---|---|---|-----|-----|----|----|---|----|--------------------|---|---|-----|-----|----|----|-----------------|----|---|---|--------|-----|-----|----|----|--|--|--|--|--|--|
| Player           | GP | G | A | P | +/- | PIM | PP | SH | Player  | GP | G                  | A | P | +/- | PIM | PP | SH | Player          | GP | G | A | P      | +/- | PIM | PP | SH |  |  |  |  |  |  |
| Brad Boyes       | 4  | 2 | 3 | 5 | 0   | 4   | 2  | 0  | Jarome Iginla   | 4  | 3                  | 5 | 8 | 3   | 0   | 1  | 0  | Mike Cammalleri | 4  | 5 | 1 | 6      | 2   | 2   | 3  | 0  |  |  |  |  |  |  |
| David Backes     | 4  | 2 | 1 | 3 | 0   | 4   | 0  | 0  | Matthew Lombardi                                      | 3  | 1                  | 4 | 5 | 1   | 2   | 0  | 0  | Dion Phaneuf    | 4  | 0 | 5 | 5      | 2   | 8   | 0  | 0  |  |  |  |  |  |  |
| Patrik Berglund  | 4  | 2 | 1 | 3 | 1   | 2   | 1  | 0  | David Moss  | 4  | 2                  | 0 | 2 | -2  | 0   | 2  | 0  | Rene Bourque    | 3  | 1 | 1 | 2      | 1   | 4   | 0  | 0  |  |  |  |  |  |  |
| Barret Jackman   | 4  | 0 | 3 | 3 | 0   | 0   | 0  | 0  | Craig Conroy  | 4  | 0                  | 2 | 2 | 1   | 0   | 0  | 0  | Cory Sarich     | 4  | 0 | 2 | 2      | 4   | 16  | 0  | 0  |  |  |  |  |  |  |
| Carlo Colaiacovo | 4  | 0 | 2 | 2 | 0   | 0   | 0  | 0  | Curtis Glencross                                      | 3  | 0                  | 2 | 2 | -1  | 2   | 0  | 0  | Todd Bertuzzi   | 2  | 0 | 2 | 2      | 1   | 2   | 0  | 0  |  |  |  |  |  |  |
| Alexander Steen  | 4  | 0 | 2 | 2 | 1   | 4   | 0  | 0  | Olli Jokinen  | 1  | 0                  | 2 | 2 | -1  | 0   | 0  | 0  | Adrian Aucoin   | 4  | 1 | 0 | 1      | -5  | 2   | 0  | 0  |  |  |  |  |  |  |
| Jay McClement    | 4  | 1 | 0 | 1 | 1   | 2   | 0  | 0  | Daymond Langkow                                       | 4  | 1                  | 0 | 1 | 1   | 0   | 0  | 0  | Dustin Boyd     | 3  | 1 | 0 | 1      | 0   | 0   | 0  | 0  |  |  |  |  |  |  |
| Dan Hinote       | 3  | 1 | 0 | 1 | -1  | 7   | 0  | 0  | Adam Parry  | 4  | 0                  | 1 | 1 | 5   | 11  | 0  | 0  | Mark Giordano   | 3  | 0 | 1 | 1      | 1   | 0   | 0  | 0  |  |  |  |  |  |  |
| T.J. Oshie       | 3  | 1 | 0 | 1 | 0   | 0   | 0  | 1  | Jamie Lundmark  | 2  | 0                  | 1 | 1 | 1   | 0   | 0  | 0  | Eric Nystrom    | 4  | 0 | 0 | 0      | -1  | 17  | 0  | 0  |  |  |  |  |  |  |
| Andy McDonald    | 1  | 1 | 0 | 1 | 1   | 0   | 0  | 0  | Robyn Regehr  | 4  | 0                  | 0 | 0 | -3  | 2   | 0  | 0  | Andre Roy       | 2  | 0 | 0 | 0      | 0   | 12  | 0  | 0  |  |  |  |  |  |  |
| Brandon Crombeen | 4  | 0 | 1 | 1 | 1   | 25  | 0  | 0  | James Vandermeer                                      | 2  | 0                  | 0 | 0 | -1  | 12  | 0  | 0  | Jordan Leopold  | 1  | 0 | 0 | 0      | 0   | 0   | 0  | 0  |  |  |  |  |  |  |
| David Perron     | 4  | 0 | 1 | 1 | -2  | 0   | 0  | 0  | Wayne Primeau   | 1  | 0                  | 0 | 0 | 0   | 0   | 0  | 0  | Warren Peters   | 1  | 0 | 0 | 0      | 0   | 0   | 0  | 0  |  |  |  |  |  |  |
| Keith Tkachuk    | 3  | 0 | 1 | 1 | 0   | 0   | 0  | 0  | Brandon Prust   | 1  | 0                  | 0 | 0 | 0   | 0   | 0  | 0  | Eric Brewer     | 1  | 0 | 0 | 0      | -1  | 0   | 0  | 0  |  |  |  |  |  |  |
| Yan Stastny      | 2  | 0 | 1 | 1 | -2  | 0   | 0  | 0  | Power Play: 3-17 17.6% / Penalty Killing: 13-19 68.4% |    |                    |   |   |     |     |    |    | Cam Paddock     | 1  | 0 | 0 | 0      | -1  | 0   | 0  | 0  |  |  |  |  |  |  |
| Cam Janssen      | 4  | 0 | 0 | 0 | -3  | 22  | 0  | 0  |   |    |                    |   |   |     |     |    |    |                 |    |   |   |        |     |     |    |    |  |  |  |  |  |  |
| Jay McKee        | 4  | 0 | 0 | 0 | -2  | 2   | 0  | 0  |   |    |                    |   |   |     |     |    |    |                 |    |   |   |        |     |     |    |    |  |  |  |  |  |  |
| Roman Polak      | 4  | 0 | 0 | 0 | -1  | 8   | 0  | 0  |   |    |                    |   |   |     |     |    |    |                 |    |   |   |        |     |     |    |    |  |  |  |  |  |  |
| Brad Winchester  | 3  | 0 | 0 | 0 | -2  | 7   | 0  | 0  |   |    |                    |   |   |     |     |    |    |                 |    |   |   |        |     |     |    |    |  |  |  |  |  |  |
| Jeff Woywitka    | 3  | 0 | 0 | 0 | 1   | 12  | 0  | 0  |   |    |                    |   |   |     |     |    |    |                 |    |   |   |        |     |     |    |    |  |  |  |  |  |  |
| Tyson Strachan   | 2  | 0 | 0 | 0 | 1   | 0   | 0  | 0  |   |    |                    |   |   |     |     |    |    |                 |    |   |   |        |     |     |    |    |  |  |  |  |  |  |
| Mike Weaver      | 2  | 0 | 0 | 0 | -2  | 0   | 0  | 0  |   |    |                    |   |   |     |     |    |    |                 |    |   |   |        |     |     |    |    |  |  |  |  |  |  |

| BLUES       |    |     |       |    |     |     |      |      |     |     | Goaltending     |    |     |       |    |     |     |      |      |     |     | FLAMES |    |     |   |   |    |    |    |    |     |     |
|-------------|----|-----|-------|----|-----|-----|------|------|-----|-----|-----------------|----|-----|-------|----|-----|-----|------|------|-----|-----|--------|----|-----|---|---|----|----|----|----|-----|-----|
| Goalie      | GP | Min | W     | L  | OT  | GA  | SA   | SV   | GAA | SV% | Goalie          | GP | Min | W     | L  | OT  | GA  | SA   | SV   | GAA | SV% | Goalie | GP | Min | W | L | OT | GA | SA | SV | GAA | SV% |
| Chris Mason | 4  | 241 | 1-2-1 | 15 | 130 | 115 | 3.73 | .885 |     |     | Mikka Kiprusoff | 4  | 241 | 3-1-0 | 10 | 112 | 102 | 2.49 | .911 |     |     |        |    |     |   |   |    |    |    |    |     |     |

| BLUES |     |     |     |    |       | Goals by Period |     |     |     |    |       | FLAMES |     |     |     |    |       |
|-------|-----|-----|-----|----|-------|-----------------|-----|-----|-----|----|-------|--------|-----|-----|-----|----|-------|
| Goals | 1st | 2nd | 3rd | OT | Total | Goals           | 1st | 2nd | 3rd | OT | Total | Goals  | 1st | 2nd | 3rd | OT | Total |
| Goals | 4   | 3   | 3   | 0  | 10    | Goals           | 3   | 6   | 5   | 1  | 15    |        |     |     |     |    |       |

| BLUES |     |     |     |    |       | Shots by Period |     |     |     |    |       | FLAMES |     |     |     |    |       |
|-------|-----|-----|-----|----|-------|-----------------|-----|-----|-----|----|-------|--------|-----|-----|-----|----|-------|
| Shots | 1st | 2nd | 3rd | OT | Total | Shots           | 1st | 2nd | 3rd | OT | Total | Shots  | 1st | 2nd | 3rd | OT | Total |
| Shots | 35  | 51  | 26  | 0  | 112   | Shots           | 33  | 51  | 42  | 4  | 130   |        |     |     |     |    |       |

\* - Overtime \*\* - Shootout

All-Time Series vs Calgary

| Year    | HOME      | ROAD      | OVERALL   | Year    | HOME      | ROAD      | OVERALL   | Year  | HOME              | ROAD             | OVERALL           |
|---------|-----------|-----------|-----------|---------|-----------|-----------|-----------|---|-------------------|------------------|-------------------|
|         | W-L-T-OTL | W-L-T-OTL | W-L-T-OTL |         | W-L-T-OTL | W-L-T-OTL | W-L-T-OTL |   | W-L-T-OTL         | W-L-T-OTL        | W-L-T-OTL         |
| 1972-73 | 1-0-2     | 2-0-1     | 3-0-3     | 1985-86 | 1-1-0     | 1-0-0     | 2-1-0     | 1998-99   | 1-1-0             | 1-1-0            | 2-2-0             |
| 1973-74 | 1-1-0     | 2-0-1     | 3-1-1     | 1986-87 | 1-0-0     | 1-1-0     | 2-1-0     | 1999-00   | 2-0-1-0           | 2-0-0-0          | 4-0-1-0           |
| 1974-75 | 2-1-0     | 1-1-0     | 3-2-0     | 1987-88 | 1-1-0     | 0-1-0     | 1-2-0     | 2000-01   | 2-0-0-0           | 0-0-1-1          | 2-0-1-1           |
| 1975-76 | 2-0-0     | 1-1-1     | 3-1-1     | 1988-89 | 0-1-0     | 0-2-0     | 0-3-0     | 2001-02   | 1-1-0-0           | 0-2-0-0          | 1-3-0-0           |
| 1976-77 | 1-2-0     | 0-2-0     | 1-4-0     | 1989-90 | 0-1-1     | 0-1-0     | 0-2-1     | 2002-03   | 2-0-0-0           | 2-0-0-0          | 4-0-0-0           |
| 1977-78 | 0-1-1     | 0-3-0     | 0-4-1     | 1990-91 | 0-1-0     | 1-1-0     | 1-2-0     | 2003-04   | 0-2-0-0           | 2-0-0-0          | 2-2-0-0           |
| 1978-79 | 1-2-0     | 0-2-0     | 1-4-0     | 1991-92 | 1-0-1     | 0-1-0     | 1-1-1     | 2005-06   | 1-1-0             | 0-1-1            | 1-2-1             |
| 1979-80 | 0-2-0     | 1-1-0     | 1-3-0     | 1992-93 | 2-0-0     | 1-1-0     | 3-1-0     | 2006-07   | 0-2-0             | 0-1-1            | 0-3-1             |
| 1980-81 | 1-1-0     | 1-1-0     | 2-2-0     | 1993-94 | 1-0-1     | 2-0-0     | 3-0-1     | 2007-08   | 1-1-0             | 0-2-0            | 1-3-0             |
| 1981-82 | 1-1-0     | 1-0-0     | 2-1-0     | 1994-95 | 2-0-0     | 0-2-0     | 2-2-0     | 2008-09   | 0-1-1             | 1-1-0            | 1-2-1             |
| 1982-83 | 0-1-0     | 1-1-0     | 1-2-0     | 1995-96 | 0-1-1     | 0-1-1     | 0-2-2     | <b>TOTALS</b>   | <b>33-29-10-0</b> | <b>29-33-7-1</b> | <b>62-62-17-1</b> |
| 1983-84 | 0-1-1     | 0-1-0     | 0-2-1     | 1996-97 | 1-1-0     | 2-0-0     | 3-1-0     | *Calgary played as the Atlanta Flames until the 1980-1981 season. |                   |                  |                   |
| 1984-85 | 1-0-0     | 2-0-0     | 3-0-0     | 1997-98 | 2-0-0     | 1-1-0     | 3-1-0     |   |                   |                  |                   |

All-Time Series Facts

|                   |                           |                    |       |                    |     |
|-------------------|---------------------------|--------------------|-------|--------------------|-----|
| Shutouts For:     | 7 (5 home, 2 road)        | Overtime Record:   | 5-4-8 | Shutout Record:    | 1-1 |
| Shutouts Against: | 6 (4 home, 2 road)        | Overtime at Home:  | 3-1-6 | Shutout at Home:   | 1-0 |
| Last STL SO:      | Nov. 25, 2007 (3-0 @ STL) | Overtime on Road:  | 2-3-2 | Shutout on Road:   | 0-1 |
| Last CGY SO:      | Nov. 14, 2006 (0-3 @ CGY) | 2008-09 OT Record: | 0-1   | 2008-09 SO Record: | 0-0 |

# Blues vs. the NHL

## CAROLINA HURRICANES VS. ST. LOUIS BLUES

Summary: Won-0 Lost-2 OT-0

| at ST LOUIS BLUES |               |             |   |   |     | at CAROLINA HURRICANES |               |               |  |    |   |   |   |     |     |    |    |
|-------------------|---------------|-------------|---|---|-----|------------------------|---------------|---------------|--|----|---|---|---|-----|-----|----|----|
| Date              | Score         | W Goal      |   |   |     | Date                   | Score         | W Goal        |  |    |   |   |   |     |     |    |    |
| 30 Oct '08        | CAR 1 @ STL 0 | Tuomo Ruutu |   |   |     | 02 Jan '09             | STL 1 @ CAR 2 | Anton Babchuk |  |    |   |   |   |     |     |    |    |
| BLUES             |               |             |   |   |     | HURRICANES             |               |               |  |    |   |   |   |     |     |    |    |
| Player            | GP            | G           | A | P | +/- | PIM                    | PP            | SH            | Player   | GP | G | A | P | +/- | PIM | PP | SH |
| David Backes      | 2             | 1           | 0 | 1 | 1   | 2                      | 0             | 0             | Tuomo Ruutu  | 2  | 1 | 2 | 3 | -1  | 0   | 1  | 0  |
| Barret Jackman    | 2             | 0           | 1 | 1 | 1   | 0                      | 0             | 0             | Eric Staal   | 2  | 1 | 1 | 2 | 0   | 4   | 1  | 0  |
| T.J. Oshie        | 2             | 0           | 1 | 1 | 1   | 0                      | 0             | 0             | Sergei Samsonov                                      | 2  | 0 | 2 | 2 | 0   | 0   | 0  | 0  |
| Patrik Berglund   | 2             | 0           | 0 | 0 | 0   | 2                      | 0             | 0             | Anton Babchuk  | 2  | 1 | 0 | 1 | 0   | 0   | 1  | 0  |
| Brad Boyes        | 2             | 0           | 0 | 0 | 0   | 0                      | 0             | 0             | Dennis Seidenberg                                    | 2  | 0 | 1 | 1 | 0   | 0   | 0  | 0  |
| Dan Hinote        | 2             | 0           | 0 | 0 | 0   | 0                      | 0             | 0             | Ryan Bayda   | 2  | 0 | 0 | 0 | 0   | 0   | 0  | 0  |
| Jay McClement     | 2             | 0           | 0 | 0 | 0   | 0                      | 0             | 0             | Rod Brind'Amour                                      | 2  | 0 | 0 | 0 | 0   | 2   | 0  | 0  |
| David Perron      | 2             | 0           | 0 | 0 | 0   | 6                      | 0             | 0             | Joseph Corvo   | 2  | 0 | 0 | 0 | 0   | 0   | 0  | 0  |
| Roman Polak       | 2             | 0           | 0 | 0 | 1   | 2                      | 0             | 0             | Matt Cullen  | 2  | 0 | 0 | 0 | 0   | 0   | 0  | 0  |
| Keith Tkachuk     | 2             | 0           | 0 | 0 | 0   | 2                      | 0             | 0             | Patrick Eaves  | 2  | 0 | 0 | 0 | 0   | 2   | 0  | 0  |
| Mike Weaver       | 2             | 0           | 0 | 0 | 0   | 0                      | 0             | 0             | Tim Gleason  | 2  | 0 | 0 | 0 | -1  | 5   | 0  | 0  |
| Eric Brewer       | 1             | 0           | 0 | 0 | 0   | 0                      | 0             | 0             | Chad Larose  | 2  | 0 | 0 | 0 | -1  | 2   | 0  | 0  |
| Carlo Colaiacovo  | 1             | 0           | 0 | 0 | 0   | 0                      | 0             | 0             | Ray Whitney  | 2  | 0 | 0 | 0 | 0   | 0   | 0  | 0  |
| Brandon Crombeen  | 1             | 0           | 0 | 0 | 0   | 0                      | 0             | 0             | Wade Brookbank                                       | 1  | 0 | 0 | 0 | 0   | 0   | 0  | 0  |
| Cam Janssen       | 1             | 0           | 0 | 0 | 0   | 7                      | 0             | 0             | Dwight Helminen                                      | 1  | 0 | 0 | 0 | 0   | 0   | 0  | 0  |
| Paul Kariya       | 1             | 0           | 0 | 0 | 0   | 2                      | 0             | 0             | Frantisek Kaberle                                    | 1  | 0 | 0 | 0 | 0   | 0   | 0  | 0  |
| Andy McDonald     | 1             | 0           | 0 | 0 | 0   | 0                      | 0             | 0             | Dan Lacouture  | 1  | 0 | 0 | 0 | 0   | 0   | 0  | 0  |
| Jay McKee         | 1             | 0           | 0 | 0 | 0   | 0                      | 0             | 0             | Josef Melichar                                       | 1  | 0 | 0 | 0 | 0   | 0   | 0  | 0  |
| Yan Stastny       | 1             | 0           | 0 | 0 | 0   | 0                      | 0             | 0             | Joni Pitkanen  | 1  | 0 | 0 | 0 | -1  | 2   | 0  | 0  |
| Alexander Steen   | 1             | 0           | 0 | 0 | 0   | 0                      | 0             | 0             | Brandon Sutter                                       | 1  | 0 | 0 | 0 | -1  | 0   | 0  | 0  |
| Lee Stempniak     | 1             | 0           | 0 | 0 | 0   | 0                      | 0             | 0             | Scott Walker   | 1  | 0 | 0 | 0 | 0   | 0   | 0  | 0  |
| Tyson Strachan    | 1             | 0           | 0 | 0 | 0   | 15                     | 0             | 0             | Niclas Wallin  | 1  | 0 | 0 | 0 | 0   | 0   | 0  | 0  |
| Steve Wagner      | 1             | 0           | 0 | 0 | 0   | 0                      | 0             | 0             | Justin Williams                                      | 1  | 0 | 0 | 0 | 0   | 0   | 0  | 0  |
| Brad Winchester   | 1             | 0           | 0 | 0 | 1   | 2                      | 0             | 0             | Power Play: 3-12 25.0% / Penalty Killing: 6-5 100.0% |    |   |   |   |     |     |    |    |
| Jeff Woywitka     | 1             | 0           | 0 | 0 | 0   | 2                      | 0             | 0             |  |    |   |   |   |     |     |    |    |

Power Play: 0-5 0.0% / Penalty Killing: 9-12 75.0%

| BLUES           |     |     |       |       |       | HURRICANES      |      |       |          |       |     |       |    |    |    |      |      |
|-----------------|-----|-----|-------|-------|-------|-----------------|------|-------|----------|-------|-----|-------|----|----|----|------|------|
| Goalie          | GP  | Min | WLOT  | GA    | SA    | SV              | GAA  | SV%   | Goalie   | GP    | Min | WLOT  | GA | SA | SV | GAA  | SV%  |
| Manny Legace    | 1   | 0   | 0-0-0 | 0     | 1     | 1               | 0.00 | 1.000 | Cam Ward | 2     | 120 | 2-0-0 | 1  | 50 | 49 | 0.50 | .980 |
| Chris Mason     | 2   | 117 | 0-2-0 | 3     | 57    | 54              | 1.53 | .947  |          |       |     |       |    |    |    |      |      |
| Marek Schwarz   | 1   | 0   | 0-0-0 | 0     | 0     | 0               | 0.00 | .000  |          |       |     |       |    |    |    |      |      |
| BLUES           |     |     |       |       |       | HURRICANES      |      |       |          |       |     |       |    |    |    |      |      |
| Goals by Period |     |     |       |       |       | Goals by Period |      |       |          |       |     |       |    |    |    |      |      |
| 1st             | 2nd | 3rd | OT    | Total | Goals | 1st             | 2nd  | 3rd   | OT       | Total |     |       |    |    |    |      |      |
| 0               | 0   | 1   | 0     | 1     | Goals | 1               | 0    | 2     | 0        | 3     |     |       |    |    |    |      |      |
| BLUES           |     |     |       |       |       | HURRICANES      |      |       |          |       |     |       |    |    |    |      |      |
| Shots by Period |     |     |       |       |       | Shots by Period |      |       |          |       |     |       |    |    |    |      |      |
| 1st             | 2nd | 3rd | OT    | Total | Shots | 1st             | 2nd  | 3rd   | OT       | Total |     |       |    |    |    |      |      |
| 11              | 13  | 26  | 0     | 50    | Shots | 15              | 22   | 21    | 0        | 58    |     |       |    |    |    |      |      |

\* - Overtime \*\* - Shootout

### All-Time Series vs Carolina

| Year    | HOME W-L-T-OTL | ROAD W-L-T-OTL | OVERALL W-L-T-OTL | Year    | HOME W-L-T-OTL | ROAD W-L-T-OTL | OVERALL W-L-T-OTL | Year  | HOME W-L-T-OTL   | ROAD W-L-T-OTL   | OVERALL W-L-T-OTL |
|---------|----------------|----------------|-------------------|---------|----------------|----------------|-------------------|---|------------------|------------------|-------------------|
| 1979-80 | 1-1-0          | 1-1-0          | 2-2-0             | 1991-92 | 1-1-0          | 1-0-0          | 2-1-0             | 2003-04   | DNP              | 0-1-0-0          | 0-1-0-0           |
| 1980-81 | 2-0-0          | 1-0-1          | 3-0-1             | 1992-93 | 1-0-0          | 1-1-0*         | 2-1-0             | 2005-06   | DNP              | 0-1-0-0          | 0-1-0-0           |
| 1981-82 | 1-1-0          | 0-1-0          | 1-2-0             | 1993-94 | 1-0-0          | 2-0-0**        | 3-0-0             | 2006-07   | DNP              | DNP              | DNP               |
| 1982-83 | 1-0-0          | 1-1-0          | 2-1-0             | 1994-95 | DNP            | DNP            | DNP               | 2007-08   | 1-0-0            | DNP              | 1-0-0             |
| 1983-84 | 1-1-0          | 0-1-0          | 1-2-0             | 1995-96 | 1-0-0          | 1-0-0          | 2-0-0             | 2008-09   | 0-1-0            | 0-1-0            | 0-2-0             |
| 1984-85 | 0-1-0          | 1-1-0          | 1-2-0             | 1996-97 | 1-0-0          | 0-1-0          | 1-1-0             | <b>TOTALS</b>   | <b>20-10-3-0</b> | <b>17-14-2-0</b> | <b>37-24-5-0</b>  |
| 1985-86 | 0-1-1          | 1-0-0          | 1-1-1             | 1997-98 | 1-0-0          | 0-1-0          | 1-1-0             | *Carolina played as the Hartford Whalers until the 1997-98 season.                          |                  |                  |                   |
| 1986-87 | 1-0-0          | 0-2-0          | 1-2-0             | 1998-99 | 1-0-0          | DNP            | 1-0-0             | **Neutral site game played in Peoria, IL on 2-8-93 is credited as a Blues road game. (W)    |                  |                  |                   |
| 1987-88 | 1-1-0          | 1-0-0          | 2-1-0             | 1999-00 | 0-1-0-0        | 1-0-0-0        | 1-1-0-0           | **Neutral site game played in Cleveland, OH on 1-6-94 is credited as a Blues road game. (W) |                  |                  |                   |
| 1988-89 | 0-0-1          | 0-1-1          | 0-1-2             | 2000-01 | 0-0-1-0        | 1-0-0-0        | 1-0-1-0           |   |                  |                  |                   |
| 1989-90 | 1-1-0          | 1-0-0          | 2-1-0             | 2001-02 | 1-0-0-0        | DNP            | 1-0-0-0           |   |                  |                  |                   |
| 1990-91 | 1-0-0          | 2-0-0          | 3-0-0             | 2002-03 | 1-0-0-0        | 1-0-0-0        | 2-0-0-0           |   |                  |                  |                   |

### All-Time Series Facts

|                   |                           |                    |       |                    |     |
|-------------------|---------------------------|--------------------|-------|--------------------|-----|
| Shutouts For:     | 4 (3 home, 1 road)        | Overtime Record:   | 2-0-4 | Shutout Record:    | 0-0 |
| Shutouts Against: | 5 (1 home, 4 road)        | Overtime at Home:  | 2-0-3 | Shutout at Home:   | 0-0 |
| Last STL S0:      | Jan. 5, 2008 (1-0 @ CAR)  | Overtime on Road:  | 0-0-1 | Shutout on Road:   | 0-0 |
| Last CAR S0:      | Oct. 30, 2008 (0-1 @ STL) | 2008-09 OT Record: | 0-0   | 2008-09 S0 Record: | 0-0 |



# CHICAGO BLACKHAWKS VS. ST. LOUIS BLUES

Summary: Won-4 Lost-1 OT-1

| at ST LOUIS BLUES |               |  |               | at CHICAGO BLACKHAWKS |               |  |                 |
|-------------------|---------------|--|---------------|-----------------------|---------------|--|-----------------|
| Date              | Score         |  | W Goal        | Date                  | Score         |  | W Goal          |
| 13 Feb '09        | CHI 0 @ STL 1 |  | Brad Boyes    | 01 Apr '09            | STL 1 @ CHI 3 |  | Samuel Pahlsson |
| 17 Jan '09 *      | CHI 2 @ STL 1 |  | Martin Havlat | 21 Jan '09            | STL 2 @ CHI 0 |  | Jeff Woywitka   |
| 18 Oct '08 **     | CHI 3 @ STL 4 |  | T.J. Oshie    | 14 Nov '08 *          | STL 4 @ CHI 3 |  | Andy McDonald   |

| Player           | BLUES |   |   |   |     |     |    | BLACKHAWKS |                    |    |   |   |   |     |     |    |    |
|------------------|-------|---|---|---|-----|-----|----|------------|--------------------|----|---|---|---|-----|-----|----|----|
|                  | GP    | G | A | P | +/- | PIM | PP | SH         | Player             | GP | G | A | P | +/- | PIM | PP | SH |
| Andy McDonald    | 4     | 3 | 1 | 4 | -4  | 2   | 1  | 1          | Patrick Kane       | 6  | 2 | 2 | 4 | 1   | 6   | 1  | 0  |
| Brad Boyes       | 6     | 1 | 3 | 4 | -2  | 2   | 1  | 0          | Dave Bolland       | 5  | 2 | 2 | 4 | 4   | 2   | 0  | 1  |
| T.J. Oshie       | 5     | 0 | 3 | 3 | 0   | 4   | 0  | 0          | Dustin Byfuglien   | 5  | 1 | 2 | 3 | 0   | 9   | 0  | 0  |
| Lee Stempniak    | 1     | 0 | 3 | 3 | 1   | 0   | 0  | 0          | Andrew Ladd        | 6  | 0 | 3 | 3 | 3   | 0   | 0  | 0  |
| Keith Knoch      | 5     | 2 | 0 | 2 | 0   | 13  | 0  | 0          | Brian Campbell     | 6  | 1 | 1 | 2 | -2  | 0   | 0  | 0  |
| Jeff Woywitka    | 4     | 2 | 0 | 2 | 0   | 7   | 2  | 0          | Martin Havlat      | 6  | 1 | 1 | 2 | -3  | 4   | 0  | 0  |
| David Perron     | 6     | 1 | 1 | 2 | -1  | 6   | 0  | 0          | Jonathan Toews     | 6  | 1 | 1 | 2 | 2   | 4   | 0  | 0  |
| Barret Jackman   | 6     | 0 | 2 | 2 | 0   | 4   | 0  | 0          | Patrick Sharp      | 6  | 0 | 2 | 2 | -4  | 11  | 0  | 0  |
| Jay McClement    | 6     | 0 | 2 | 2 | 2   | 0   | 0  | 0          | Kris Versteeg      | 6  | 0 | 2 | 2 | 2   | 0   | 0  | 0  |
| Carlo Colaiacovo | 4     | 0 | 2 | 2 | -1  | 2   | 0  | 0          | Colin Fraser       | 6  | 1 | 0 | 1 | 0   | 4   | 0  | 1  |
| David Backes     | 6     | 1 | 0 | 1 | -3  | 21  | 1  | 0          | Troy Brouwer       | 4  | 1 | 0 | 1 | -1  | 0   | 1  | 0  |
| Cam Paddock      | 1     | 1 | 0 | 1 | 1   | 0   | 0  | 0          | Samuel Pahlsson    | 1  | 1 | 0 | 1 | 1   | 0   | 0  | 0  |
| Chris Porter     | 1     | 1 | 0 | 1 | 0   | 0   | 0  | 0          | Brent Seabrook     | 6  | 0 | 1 | 1 | 4   | 11  | 0  | 0  |
| Patrik Berglund  | 5     | 0 | 1 | 1 | -1  | 0   | 0  | 0          | Cameron Barker     | 5  | 0 | 1 | 1 | 0   | 10  | 0  | 0  |
| Dan Hinote       | 4     | 0 | 1 | 1 | 0   | 7   | 0  | 0          | Aaron Johnson      | 5  | 0 | 1 | 1 | 1   | 4   | 0  | 0  |
| Brad Winchester  | 4     | 0 | 1 | 1 | 0   | 7   | 0  | 0          | Niklas Hjalmarsson | 2  | 0 | 1 | 1 | 1   | 0   | 0  | 0  |
| Eric Brewer      | 2     | 0 | 1 | 1 | -1  | 2   | 0  | 0          | Adam Burish        | 6  | 0 | 0 | 0 | -1  | 7   | 0  | 0  |
| Paul Kariya      | 1     | 0 | 1 | 1 | 0   | 0   | 0  | 0          | Ben Eager          | 6  | 0 | 0 | 0 | -1  | 15  | 0  | 0  |
| Cam Janssen      | 5     | 0 | 0 | 0 | 0   | 20  | 0  | 0          | Duncan Keith       | 4  | 0 | 0 | 0 | 3   | 4   | 0  | 0  |
| Jay McKee        | 5     | 0 | 0 | 0 | 1   | 7   | 0  | 0          | Matt Walker        | 4  | 0 | 0 | 0 | 1   | 9   | 0  | 0  |
| Mike Weaver      | 5     | 0 | 0 | 0 | -1  | 2   | 0  | 0          | Brent Sopel        | 2  | 0 | 0 | 0 | -2  | 2   | 0  | 0  |
| Brandon Crombeen | 4     | 0 | 0 | 0 | 0   | 9   | 0  | 0          | James Wisniewski   | 2  | 0 | 0 | 0 | 0   | 4   | 0  | 0  |
| Roman Polak      | 4     | 0 | 0 | 0 | 2   | 0   | 0  | 0          | Craig Adams        | 1  | 0 | 0 | 0 | 0   | 0   | 0  | 0  |
| Alexander Steen  | 4     | 0 | 0 | 0 | 0   | 6   | 0  | 0          | Jordan Hendry      | 1  | 0 | 0 | 0 | -1  | 4   | 0  | 0  |
| Tyson Strachan   | 3     | 0 | 0 | 0 | 0   | 2   | 0  | 0          | Jack Skille        | 1  | 0 | 0 | 0 | 0   | 0   | 0  | 0  |
| Steve Wagner     | 3     | 0 | 0 | 0 | -4  | 2   | 0  | 0          |                    |    |   |   |   |     |     |    |    |
| Yan Stastny      | 2     | 0 | 0 | 0 | 0   | 0   | 0  | 0          |                    |    |   |   |   |     |     |    |    |
| David Koci       | 1     | 0 | 0 | 0 | 0   | 0   | 0  | 0          |                    |    |   |   |   |     |     |    |    |
| Trent Whitfield  | 1     | 0 | 0 | 0 | 0   | 0   | 0  | 0          |                    |    |   |   |   |     |     |    |    |

Power Play: 5-28 17.9% / Penalty Killing: 26-28 92.9%

Power Play: 2-28 7.1% / Penalty Killing: 23-28 82.1%

| BLUES        |    |     |       |    |    |    |      | BLACKHAWKS |                    |    |     |       |    |    |    |      |      |
|--------------|----|-----|-------|----|----|----|------|------------|--------------------|----|-----|-------|----|----|----|------|------|
| Goalie       | GP | Min | WLOT  | GA | SA | SV | GAA  | SV%        | Goalie             | GP | Min | WLOT  | GA | SA | SV | GAA  | SV%  |
| Manny Legace | 3  | 187 | 2-0-1 | 8  | 82 | 74 | 2.57 | .902       | Nikolai Khabibulin | 3  | 187 | 1-0-2 | 8  | 76 | 68 | 2.57 | .895 |
| Chris Mason  | 3  | 180 | 2-1-0 | 3  | 73 | 70 | 1.00 | .959       | Cristobal Huet     | 3  | 177 | 1-2-0 | 4  | 80 | 76 | 1.35 | .950 |

| BLUES |     |     |     |    | BLACKHAWKS |       |     |     |     |    |       |
|-------|-----|-----|-----|----|------------|-------|-----|-----|-----|----|-------|
| Goals | 1st | 2nd | 3rd | OT | Total      | Goals | 1st | 2nd | 3rd | OT | Total |
| Goals | 4   | 1   | 6   | 1  | 12         | Goals | 5   | 2   | 3   | 1  | 11    |

| BLUES |     |     |     |    | BLACKHAWKS |       |     |     |     |    |       |
|-------|-----|-----|-----|----|------------|-------|-----|-----|-----|----|-------|
| Shots | 1st | 2nd | 3rd | OT | Total      | Shots | 1st | 2nd | 3rd | OT | Total |
| Shots | 52  | 50  | 47  | 7  | 156        | Shots | 40  | 43  | 66  | 6  | 155   |

\* - Overtime \*\* - Shootout

## All-Time Series vs Chicago

| Year    | HOME W-L-T-OTL | ROAD W-L-T-OTL | OVERALL W-L-T-OTL | Year    | HOME W-L-T-OTL | ROAD W-L-T-OTL | OVERALL W-L-T-OTL | Year          | HOME W-L-T-OTL    | ROAD W-L-T-OTL    | OVERALL W-L-T-OTL   |
|---------|----------------|----------------|-------------------|---------|----------------|----------------|-------------------|---------------|-------------------|-------------------|---------------------|
| 1967-68 | 0-1-1          | 0-1-1          | 0-2-2             | 1981-82 | 2-1-0          | 2-1-0          | 2-1-1             | 1995-96       | 0-2-0             | 2-0-1             | 2-2-1               |
| 1968-69 | 2-0-1          | 0-3-0          | 2-3-1             | 1982-83 | 2-2-0          | 0-4-0          | 2-6-0             | 1996-97       | 1-2-0             | 1-1-1             | 2-3-1               |
| 1969-70 | 2-1-0          | 0-3-0          | 2-4-0             | 1983-84 | 3-0-1          | 0-4-0          | 3-4-1             | 1997-98       | 2-1-0             | 1-2-0             | 3-3-0               |
| 1970-71 | 1-1-1          | 0-1-2          | 1-2-3             | 1984-85 | 2-1-1          | 2-2-0          | 4-3-1             | 1998-99       | 2-1-0             | 2-1-0             | 4-2-0               |
| 1971-72 | 0-3-0          | 0-3-0          | 0-6-0             | 1985-86 | 3-1-0          | 0-4-0          | 3-5-0             | 1999-00       | 1-1-0-1           | 1-1-0-1           | 2-2-1-1             |
| 1972-73 | 1-2-0          | 2-1-0          | 3-3-0             | 1986-87 | 2-0-2          | 1-1-2          | 3-1-4             | 2000-01       | 3-0-0-0           | 1-1-0-0           | 4-1-0-0             |
| 1973-74 | 0-1-1          | 0-2-1          | 0-3-2             | 1987-88 | 2-1-1          | 2-2-0          | 4-3-1             | 2001-02       | 1-1-0-0           | 0-1-1-1           | 1-2-1-1             |
| 1974-75 | 1-2-0          | 1-2-0          | 2-4-0             | 1988-89 | 4-0-0          | 2-1-1          | 6-1-1             | 2002-03       | 1-2-0-0           | 0-0-2-0           | 1-2-2-0             |
| 1975-76 | 1-1-1          | 1-2-0          | 2-3-1             | 1989-90 | 2-1-1          | 3-1-0          | 5-2-1             | 2003-04       | 2-1-0-0           | 1-1-0-1           | 3-2-0-1             |
| 1976-77 | 2-1-0          | 2-1-0          | 4-2-0             | 1990-91 | 2-2-0          | 0-3-1          | 2-5-1             | 2005-06       | 2-1-1             | 1-1-2             | 3-2-3               |
| 1977-78 | 1-1-1          | 0-2-1          | 1-3-2             | 1991-92 | 2-1-1          | 1-3-0          | 3-4-1             | 2006-07       | 2-2-0             | 1-3-0             | 3-5-0               |
| 1978-79 | 1-2-1          | 1-3-0          | 2-5-1             | 1992-93 | 1-1-1          | 2-2-0          | 3-3-1             | 2007-08       | 2-2-0             | 1-2-1             | 3-4-1               |
| 1979-80 | 1-0-1          | 1-1-0          | 2-1-1             | 1993-94 | 3-0-0          | 1-2-0          | 4-2-0             | 2008-09       | 2-0-1             | 2-1-0             | 4-1-1               |
| 1980-81 | 1-1-0          | 1-0-1          | 2-1-1             | 1994-95 | 0-1-1          | 1-0-1          | 1-1-2             | <b>TOTALS</b> | <b>65-45-19-1</b> | <b>40-70-21-2</b> | <b>105-115-40-3</b> |

## All-Time Series Facts

|                   |                           |                    |        |                    |     |
|-------------------|---------------------------|--------------------|--------|--------------------|-----|
| Shutouts For:     | 12 (8 home, 4 road)       | Overtime Record:   | 5-9-20 | Shutout Record:    | 2-0 |
| Shutouts Against: | 14 (5 home, 9 road)       | Overtime at Home:  | 1-3-9  | Shutout at Home:   | 2-0 |
| Last STL SO:      | Feb. 13, 2009 (1-0 @ STL) | Overtime on Road:  | 4-6-11 | Shutout on Road:   | 0-0 |
| Last CHI SO:      | Dec. 23, 2003 (0-3 @ CHI) | 2008-09 OT Record: | 1-1    | 2008-09 SO Record: | 1-0 |

# Blues vs. the NHL

## COLORADO AVALANCHE VS. ST. LOUIS BLUES

Summary: Won-3 Lost-1 OT-0

| at ST LOUIS BLUES |               |               |  | at COLORADO AVALANCHE |               |            |  |
|-------------------|---------------|---------------|--|-----------------------|---------------|------------|--|
| Date              | Score         | W Goal        |  | Date                  | Score         | W Goal     |  |
| 07 Feb '09        | COL 1 @ STL 4 | Keith Tkachuk |  | 12 Apr '09            | STL 1 @ COL 0 | Brad Boyes |  |
| 15 Jan '09        | COL 2 @ STL 5 | Brad Boyes    |  | 26 Nov '08            | STL 1 @ COL 3 | Ryan Smyth |  |

| BLUES            |    |   |   |   |     |     |    |    |                    |    | AVALANCHE |   |   |     |     |    |    |                    |                    |  |  |
|------------------|----|---|---|---|-----|-----|----|----|--------------------|----|-----------|---|---|-----|-----|----|----|--------------------|--------------------|--|--|
| Player           | GP | G | A | P | +/- | PIM | PP | SH | Player             | GP | G         | A | P | +/- | PIM | PP | SH |                    |                    |  |  |
|                  |    |   |   |   |     |     |    |    |                    |    |           |   |   |     |     |    |    | Individual Scoring | Individual Scoring |  |  |
| Brad Boyes       | 4  | 3 | 1 | 4 | 5   | 2   | 1  | 0  | Ryan Smyth         | 3  | 1         | 2 | 3 | 0   | 2   | 1  | 0  |                    |                    |  |  |
| T.J. Oshie       | 3  | 2 | 2 | 4 | 3   | 2   | 1  | 0  | Ian Laperriere     | 3  | 1         | 1 | 2 | 2   | 5   | 0  | 0  |                    |                    |  |  |
| David Perron     | 4  | 1 | 3 | 4 | 3   | 4   | 0  | 0  | Daniel Tjarnqvist  | 3  | 1         | 1 | 2 | 2   | 0   | 0  | 0  |                    |                    |  |  |
| David Backes     | 4  | 1 | 2 | 3 | 3   | 6   | 0  | 1  | Wojtek Wolski      | 4  | 0         | 2 | 2 | 0   | 0   | 0  | 0  |                    |                    |  |  |
| Keith Tkachuk    | 3  | 2 | 0 | 2 | 2   | 2   | 0  | 0  | Tyler Arnason      | 3  | 0         | 2 | 2 | -2  | 0   | 0  | 0  |                    |                    |  |  |
| Patrik Berglund  | 3  | 1 | 0 | 1 | 1   | 0   | 0  | 0  | Milan Hejduk       | 4  | 1         | 0 | 1 | 1   | 2   | 0  | 0  |                    |                    |  |  |
| Cam Janssen      | 3  | 1 | 0 | 1 | 2   | 0   | 0  | 0  | Cody McLeod        | 4  | 1         | 0 | 1 | -2  | 11  | 0  | 0  |                    |                    |  |  |
| Carlo Colaiacovo | 4  | 0 | 1 | 1 | 2   | 0   | 0  | 0  | Chris Stewart      | 3  | 1         | 0 | 1 | -2  | 5   | 0  | 0  |                    |                    |  |  |
| Jay McKee        | 4  | 0 | 1 | 1 | 3   | 2   | 0  | 0  | Brian Willisie     | 4  | 0         | 1 | 1 | -2  | 2   | 0  | 0  |                    |                    |  |  |
| Alexander Steen  | 4  | 0 | 1 | 1 | -2  | 0   | 0  | 0  | Jordan Leopold     | 3  | 0         | 1 | 1 | -3  | 2   | 0  | 0  |                    |                    |  |  |
| Brad Winchester  | 4  | 0 | 1 | 1 | 1   | 11  | 0  | 0  | Ruslan Salei       | 3  | 0         | 1 | 1 | -3  | 4   | 0  | 0  |                    |                    |  |  |
| Dan Hinote       | 3  | 0 | 1 | 1 | 1   | 0   | 0  | 0  | David Jones        | 1  | 0         | 1 | 1 | 2   | 0   | 0  | 0  |                    |                    |  |  |
| Jeff Woywitka    | 3  | 0 | 1 | 1 | 2   | 0   | 0  | 0  | Scott Hannan       | 4  | 0         | 0 | 0 | -4  | 2   | 0  | 0  |                    |                    |  |  |
| Eric Brewer      | 1  | 0 | 1 | 1 | 0   | 0   | 0  | 0  | T.J. Hensick       | 4  | 0         | 0 | 0 | -1  | 4   | 0  | 0  |                    |                    |  |  |
| Andy McDonald    | 1  | 0 | 1 | 1 | 1   | 0   | 0  | 0  | Brett Clark        | 3  | 0         | 0 | 0 | -1  | 0   | 0  | 0  |                    |                    |  |  |
| Steve Wagner     | 1  | 0 | 1 | 1 | 1   | 0   | 0  | 0  | John-Michael Liles | 3  | 0         | 0 | 0 | 1   | 0   | 0  | 0  |                    |                    |  |  |
| Trent Whitfield  | 1  | 0 | 1 | 1 | 1   | 0   | 0  | 0  | Marek Svatos       | 3  | 0         | 0 | 0 | -2  | 0   | 0  | 0  |                    |                    |  |  |
| Brandon Crombeen | 4  | 0 | 0 | 0 | -4  | 7   | 0  | 0  | Darcy Tucker       | 3  | 0         | 0 | 0 | -2  | 2   | 0  | 0  |                    |                    |  |  |
| Barret Jackman   | 4  | 0 | 0 | 0 | -1  | 0   | 0  | 0  | Ben Guite          | 2  | 0         | 0 | 0 | -1  | 0   | 0  | 0  |                    |                    |  |  |
| Jay McClement    | 4  | 0 | 0 | 0 | -3  | 0   | 0  | 0  | Cody McCormick     | 2  | 0         | 0 | 0 | 0   | 0   | 0  | 0  |                    |                    |  |  |
| Roman Polak      | 3  | 0 | 0 | 0 | -2  | 2   | 0  | 0  | Kyle Cumiskey      | 1  | 0         | 0 | 0 | 0   | 0   | 0  | 0  |                    |                    |  |  |
| Tyson Strachan   | 2  | 0 | 0 | 0 | 1   | 7   | 0  | 0  | Philippe Dupuis    | 1  | 0         | 0 | 0 | -1  | 0   | 0  | 0  |                    |                    |  |  |
| Mike Weaver      | 2  | 0 | 0 | 0 | 2   | 0   | 0  | 0  | T.J. Galiardi      | 1  | 0         | 0 | 0 | 0   | 2   | 0  | 0  |                    |                    |  |  |
| Cam Paddock      | 1  | 0 | 0 | 0 | 0   | 0   | 0  | 0  | Per Ledin          | 1  | 0         | 0 | 0 | -1  | 0   | 0  | 0  |                    |                    |  |  |
| Steve Regier     | 1  | 0 | 0 | 0 | -1  | 2   | 0  | 0  | Raymond Macias     | 1  | 0         | 0 | 0 | 0   | 0   | 0  | 0  |                    |                    |  |  |
| Yan Stastny      | 1  | 0 | 0 | 0 | -1  | 0   | 0  | 0  | Aaron MacKenzie    | 1  | 0         | 0 | 0 | 0   | 0   | 0  | 0  |                    |                    |  |  |
|                  |    |   |   |   |     |     |    |    | Derek Peltier      | 1  | 0         | 0 | 0 | 0   | 0   | 0  | 0  |                    |                    |  |  |
|                  |    |   |   |   |     |     |    |    | Joe Sakic          | 1  | 0         | 0 | 0 | 0   | 0   | 0  | 0  |                    |                    |  |  |
|                  |    |   |   |   |     |     |    |    | Paul Stastny       | 1  | 0         | 0 | 0 | -1  | 0   | 0  | 0  |                    |                    |  |  |
|                  |    |   |   |   |     |     |    |    | Michael Vernace    | 1  | 0         | 0 | 0 | -1  | 0   | 0  | 0  |                    |                    |  |  |

Power Play: 2-12 16.7% / Penalty Killing: 14-15 93.3%

Power Play: 1-15 6.7% / Penalty Killing: 10-12 83.3%

| BLUES        |    |     |       |    |    |    |      |      |                 |    | AVALANCHE |       |    |    |    |      |      |             |             |  |  |
|--------------|----|-----|-------|----|----|----|------|------|-----------------|----|-----------|-------|----|----|----|------|------|-------------|-------------|--|--|
| Goalie       | GP | Min | WLOT  | GA | SA | SV | GAA  | SV%  | Goalie          | GP | Min       | WLOT  | GA | SA | SV | GAA  | SV%  |             |             |  |  |
|              |    |     |       |    |    |    |      |      |                 |    |           |       |    |    |    |      |      | Goaltending | Goaltending |  |  |
| Chris Mason  | 2  | 120 | 2-0-0 | 1  | 52 | 51 | 0.50 | .981 | Peter Budaj     | 3  | 179       | 1-2-0 | 9  | 70 | 61 | 3.02 | .871 |             |             |  |  |
| Manny Legace | 2  | 118 | 1-1-0 | 5  | 54 | 49 | 2.55 | .907 | Andrew Raycroft | 1  | 59        | 0-1-0 | 1  | 17 | 16 | 1.02 | .941 |             |             |  |  |

| BLUES           |     |     |    |       |       | AVALANCHE       |     |     |    |       |   |
|-----------------|-----|-----|----|-------|-------|-----------------|-----|-----|----|-------|---|
| Goals by Period |     |     |    |       |       | Goals by Period |     |     |    |       |   |
| 1st             | 2nd | 3rd | OT | Total | Goals | 1st             | 2nd | 3rd | OT | Total |   |
| Goals           | 2   | 5   | 4  | 0     | 11    | Goals           | 2   | 1   | 3  | 0     | 6 |

| BLUES           |     |     |    |       |       | AVALANCHE       |     |     |    |       |     |
|-----------------|-----|-----|----|-------|-------|-----------------|-----|-----|----|-------|-----|
| Shots by Period |     |     |    |       |       | Shots by Period |     |     |    |       |     |
| 1st             | 2nd | 3rd | OT | Total | Shots | 1st             | 2nd | 3rd | OT | Total |     |
| Shots           | 29  | 34  | 25 | 0     | 88    | Shots           | 31  | 36  | 39 | 0     | 106 |

\* - Overtime \*\* - Shootout

### All-Time Series vs Colorado

| Year    | HOME      |           | ROAD      |           | OVERALL   |           | Year    | HOME      |           | ROAD      |           | OVERALL   |           | Year    | HOME      |           | ROAD       |           | OVERALL   |           |
|---------|-----------|-----------|-----------|-----------|-----------|-----------|---------|-----------|-----------|-----------|-----------|-----------|-----------|---------|-----------|-----------|------------|-----------|-----------|-----------|
|         | W-L-T-OTL | W-L-T-OTL | W-L-T-OTL | W-L-T-OTL | W-L-T-OTL | W-L-T-OTL |         | W-L-T-OTL | W-L-T-OTL | W-L-T-OTL | W-L-T-OTL | W-L-T-OTL | W-L-T-OTL |         | W-L-T-OTL | W-L-T-OTL | W-L-T-OTL  | W-L-T-OTL | W-L-T-OTL | W-L-T-OTL |
| 1979-80 | 2-0-0     | 0-2-0     | 2-2-0     |           |           |           | 1989-90 | 1-0-0     | 2-0-0     | 3-0-0     |           |           |           | 1999-00 | 2-0-0-0   | 0-2-0-0   | 2-2-0-0    |           |           |           |
| 1980-81 | 2-0-0     | 0-1-1     | 2-1-1     |           |           |           | 1990-91 | 2-0-0     | 0-0-1     | 2-0-1     |           |           |           | 2000-01 | 0-2-0-0   | 1-0-1-0   | 1-2-1-0    |           |           |           |
| 1981-82 | 0-1-0     | 1-1-0     | 1-2-0     |           |           |           | 1991-92 | 1-0-0     | 1-0-0     | 2-0-0     |           |           |           | 2001-02 | 0-2-0-0   | 1-1-0-0   | 1-3-0-0    |           |           |           |
| 1982-83 | 1-0-1     | 0-1-0     | 1-1-1     |           |           |           | 1992-93 | 0-0-1     | 1-0-0     | 1-0-1     |           |           |           | 2002-03 | 1-1-0-0   | 0-1-1-0   | 1-2-1-0    |           |           |           |
| 1983-84 | 0-1-0     | 0-1-1     | 0-2-1     |           |           |           | 1993-94 | 0-1-0     | 0-1-0     | 0-2-0     |           |           |           | 2003-04 | 0-1-1-0   | 1-0-1-0   | 1-1-2-0    |           |           |           |
| 1984-85 | 1-1-0     | 0-1-0     | 1-2-0     |           |           |           | 1994-95 | DNP       | DNP       | DNP       |           |           |           | 2005-06 | 0-0-2     | 0-2-0     | 0-2-2      |           |           |           |
| 1985-86 | 1-0-0     | 1-1-0     | 2-1-0     |           |           |           | 1995-96 | 1-1-0     | 1-1-0     | 2-2-0     |           |           |           | 2006-07 | 2-0-0     | 1-1-0     | 3-1-0      |           |           |           |
| 1986-87 | 2-0-0     | 1-0-0     | 3-0-0     |           |           |           | 1996-97 | 1-1-0     | 1-1-0     | 2-2-0     |           |           |           | 2007-08 | 1-1-0     | 1-1-0     | 2-2-0      |           |           |           |
| 1987-88 | 1-0-0     | 1-1-0     | 2-1-0     |           |           |           | 1997-98 | 1-0-1     | 0-2-0     | 1-2-1     |           |           |           | 2008-09 | 2-0-0     | 1-1-0     | 3-1-0      |           |           |           |
| 1988-89 | 2-0-0     | 1-0-0     | 3-0-0     |           |           |           | 1998-99 | 0-2-0     | 0-2-1     | 0-4-1     |           |           |           | TOTALS  | 27-15-6-0 | 17-25-7-0 | 44-40-13-0 |           |           |           |

\*Colorado played as the Quebec Nordiques until the 1995-96 season.

### All-Time Series Facts

|                   |                            |                    |       |                    |     |
|-------------------|----------------------------|--------------------|-------|--------------------|-----|
| Shutouts For:     | 5 (2 home, 3 road)         | Overtime Record:   | 3-1-9 | Shutout Record:    | 0-1 |
| Shutouts Against: | 7 (0 home, 7 road)         | Overtime at Home:  | 2-1-3 | Shutout at Home:   | 0-1 |
| Last STL SO:      | April 12, 2009 (1-0 @ COL) | Overtime on Road:  | 1-0-6 | Shutout on Road:   | 0-0 |
| Last COL SO:      | Feb. 12, 2004 (0-4 @ COL)  | 2008-09 OT Record: | 0-0   | 2008-09 SO Record: | 0-0 |



# COLUMBUS BLUE JACKETS VS. ST. LOUIS BLUES

Summary: Won-5 Lost-1 OT-0

| at ST LOUIS BLUES |               |               |  |
|-------------------|---------------|---------------|--|
| Date              | Score         | W Goal        |  |
| 10 Apr '09        | CBJ 1 @ STL 3 | Keith Tkachuk |  |
| 28 Mar '09 **     | CBJ 3 @ STL 4 | David Perron  |  |
| 03 Jan '09        | CBJ 2 @ STL 5 | Keith Tkachuk |  |

| at COLUMBUS BLUE JACKETS |               |               |  |
|--------------------------|---------------|---------------|--|
| Date                     | Score         | W Goal        |  |
| 29 Mar '09               | STL 5 @ CBJ 2 | David Perron  |  |
| 18 Feb '09               | STL 3 @ CBJ 4 | Andrew Murray |  |
| 03 Feb '09               | STL 4 @ CBJ 2 | Brad Boyes    |  |

| BLUES             |    |   |   |   |     |     |    |    |                   |    | BLUE JACKETS |   |   |     |     |    |    |                    |   |   |   |   |    |    |   |   |
|-------------------|----|---|---|---|-----|-----|----|----|-------------------|----|--------------|---|---|-----|-----|----|----|--------------------|---|---|---|---|----|----|---|---|
| Player            | GP | G | A | P | +/- | PIM | PP | SH | Player            | GP | G            | A | P | +/- | PIM | PP | SH | Individual Scoring |   |   |   |   |    |    |   |   |
|                   |    |   |   |   |     |     |    |    |                   |    |              |   |   |     |     |    |    | Brad Boyes         | 6 | 3 | 4 | 7 | -1 | 4  | 1 | 0 |
| Alexander Steen   | 6  | 3 | 3 | 6 | -1  | 0   | 1  | 1  | Fedor Tyutin      | 6  | 3            | 3 | 6 | 1   | 19  | 2  | 0  | Fedor Tyutin       | 6 | 3 | 3 | 6 | 1  | 19 | 2 | 0 |
| Keith Tkachuk     | 6  | 4 | 1 | 5 | 4   | 0   | 2  | 0  | Fredrik Modin     | 2  | 1            | 2 | 3 | 3   | 0   | 0  | 0  | Fredrik Modin      | 2 | 1 | 2 | 3 | 3  | 0  | 0 | 0 |
| David Perron      | 6  | 1 | 4 | 5 | 4   | 0   | 0  | 0  | Jason Williams    | 5  | 0            | 3 | 3 | -4  | 2   | 0  | 0  | Jason Williams     | 5 | 0 | 3 | 3 | -4 | 2  | 0 | 0 |
| T.J. Oshie        | 5  | 3 | 1 | 4 | 1   | 6   | 2  | 0  | Manny Malhotra    | 6  | 1            | 1 | 2 | 0   | 4   | 0  | 0  | Manny Malhotra     | 6 | 1 | 1 | 2 | 0  | 4  | 0 | 0 |
| Patrik Berglund   | 6  | 2 | 2 | 4 | 4   | 2   | 0  | 0  | R.J. Umberger     | 6  | 1            | 1 | 2 | -3  | 4   | 1  | 0  | R.J. Umberger      | 6 | 1 | 1 | 2 | -3 | 4  | 1 | 0 |
| Andy McDonald     | 4  | 1 | 3 | 4 | -1  | 0   | 1  | 0  | Kristian Huselius | 5  | 1            | 1 | 2 | -2  | 10  | 0  | 0  | Kristian Huselius  | 5 | 1 | 1 | 2 | -2 | 10 | 0 | 0 |
| Jay McClement     | 6  | 2 | 1 | 3 | 1   | 4   | 0  | 0  | Jan Hejda         | 6  | 0            | 2 | 2 | 0   | 6   | 0  | 0  | Jan Hejda          | 6 | 0 | 2 | 2 | 0  | 6  | 0 | 0 |
| Brad Winchester   | 6  | 2 | 1 | 3 | 2   | 6   | 1  | 0  | Kris Russell      | 6  | 0            | 2 | 2 | -5  | 10  | 0  | 0  | Kris Russell       | 6 | 0 | 2 | 2 | -5 | 10 | 0 | 0 |
| David Backes      | 6  | 1 | 2 | 3 | -3  | 22  | 0  | 0  | Marc Methot       | 5  | 0            | 2 | 2 | -1  | 0   | 0  | 0  | Marc Methot        | 5 | 0 | 2 | 2 | -1 | 0  | 0 | 0 |
| Brandon Crombeen  | 6  | 1 | 2 | 3 | 0   | 14  | 0  | 1  | Mike Commodore    | 6  | 1            | 0 | 1 | -2  | 6   | 0  | 0  | Mike Commodore     | 6 | 1 | 0 | 1 | -2 | 6  | 0 | 0 |
| Carlo Colaiacovo  | 6  | 0 | 3 | 3 | 0   | 2   | 0  | 0  | Andrew Murray     | 5  | 1            | 0 | 1 | -1  | 2   | 0  | 0  | Andrew Murray      | 5 | 1 | 0 | 1 | -1 | 2  | 0 | 0 |
| Jeff Woywitka     | 6  | 0 | 2 | 2 | 3   | 2   | 0  | 0  | Jiri Novotny      | 3  | 1            | 0 | 1 | 1   | 0   | 0  | 0  | Jiri Novotny       | 3 | 1 | 0 | 1 | 1  | 0  | 0 | 0 |
| Jay McKee         | 5  | 0 | 2 | 2 | 8   | 10  | 0  | 0  | Antoine Vermette  | 3  | 1            | 0 | 1 | -3  | 2   | 0  | 1  | Antoine Vermette   | 3 | 1 | 0 | 1 | -3 | 2  | 0 | 1 |
| Roman Polak       | 4  | 0 | 2 | 2 | -2  | 0   | 0  | 0  | Michael Peca      | 6  | 0            | 1 | 1 | -2  | 6   | 0  | 0  | Michael Peca       | 6 | 0 | 1 | 1 | -2 | 6  | 0 | 0 |
| Barret Jackman    | 6  | 0 | 1 | 1 | -3  | 8   | 0  | 0  | Jakub Voracek     | 6  | 0            | 1 | 1 | -1  | 0   | 0  | 0  | Jakub Voracek      | 6 | 0 | 1 | 1 | -1 | 0  | 0 | 0 |
| Tyson Strachan    | 3  | 0 | 1 | 1 | 3   | 0   | 0  | 0  | Christian Backman | 3  | 0            | 1 | 1 | 2   | 2   | 0  | 0  | Christian Backman  | 3 | 0 | 1 | 1 | 2  | 2  | 0 | 0 |
| Yan Stastny       | 1  | 0 | 1 | 1 | 0   | 0   | 0  | 0  | Jared Boll        | 5  | 0            | 0 | 0 | -1  | 9   | 0  | 0  | Jared Boll         | 5 | 0 | 0 | 0 | -1 | 9  | 0 | 0 |
| Mike Weaver       | 5  | 0 | 0 | 0 | 0   | 0   | 0  | 0  | Derek Dorsett     | 5  | 0            | 0 | 0 | 2   | 11  | 0  | 0  | Derek Dorsett      | 5 | 0 | 0 | 0 | 2  | 11 | 0 | 0 |
| Dan Hinote        | 4  | 0 | 0 | 0 | 1   | 0   | 0  | 0  | Raffi Torres      | 4  | 0            | 0 | 0 | -2  | 4   | 0  | 0  | Raffi Torres       | 4 | 0 | 0 | 0 | -2 | 4  | 0 | 0 |
| Cam Janssen       | 3  | 0 | 0 | 0 | -1  | 0   | 0  | 0  | Jason Chimera     | 3  | 0            | 0 | 0 | 0   | 0   | 0  | 0  | Jason Chimera      | 3 | 0 | 0 | 0 | 0  | 0  | 0 | 0 |
| Steve Wagner      | 1  | 0 | 0 | 0 | -1  | 0   | 0  | 0  | Rostislav Klesla  | 3  | 0            | 0 | 0 | -1  | 4   | 0  | 0  | Rostislav Klesla   | 3 | 0 | 0 | 0 | -1 | 4  | 0 | 0 |
| Andy Wozniakowski | 1  | 0 | 0 | 0 | 0   | 0   | 0  | 0  | Craig MacDonald   | 1  | 0            | 0 | 0 | 0   | 0   | 0  | 0  | Craig MacDonald    | 1 | 0 | 0 | 0 | 0  | 0  | 0 | 0 |
|                   |    |   |   |   |     |     |    |    | Maxim Mayorov     | 1  | 0            | 0 | 0 | 0   | 0   | 0  | 0  | Maxim Mayorov      | 1 | 0 | 0 | 0 | 0  | 0  | 0 | 0 |
|                   |    |   |   |   |     |     |    |    | Aaron Rome        | 1  | 0            | 0 | 0 | -1  | 0   | 0  | 0  | Aaron Rome         | 1 | 0 | 0 | 0 | -1 | 0  | 0 | 0 |

Power Play: 8-35 22.9% / Penalty Killing: 17-20 85.0%

Power Play: 3-20 15.0% / Penalty Killing: 27-35 77.1%

| BLUES        |    |     |   |   |    |    |    |    |      |       | BLUE JACKETS |    |     |   |   |    |    |    |    |     |     |             |   |
|--------------|----|-----|---|---|----|----|----|----|------|-------|--------------|----|-----|---|---|----|----|----|----|-----|-----|-------------|---|
| Goalie       | GP | Min | W | L | OT | GA | SA | SV | GAA  | SV%   | Goalie       | GP | Min | W | L | OT | GA | SA | SV | GAA | SV% |             |   |
|              |    |     |   |   |    |    |    |    |      |       |              |    |     |   |   |    |    |    |    |     |     | Chris Mason | 5 |
| Manny Legace | 1  | 60  | 1 | 0 | 0  | 2  | 22 | 20 | 2.01 | .909  |              |    |     |   |   |    |    |    |    |     |     |             |   |
| Chris Holt   | 1  | 19  | 0 | 0 | 0  | 0  | 3  | 3  | 0.00 | 1.000 |              |    |     |   |   |    |    |    |    |     |     |             |   |

| BLUES |     |     |     |    |       | Goals by Period |     |     |     |    |       | BLUE JACKETS |     |     |     |    |       |
|-------|-----|-----|-----|----|-------|-----------------|-----|-----|-----|----|-------|--------------|-----|-----|-----|----|-------|
|       | 1st | 2nd | 3rd | OT | Total |                 | 1st | 2nd | 3rd | OT | Total |              | 1st | 2nd | 3rd | OT | Total |
| Goals | 9   | 6   | 8   | 0  | 23    |                 | 7   | 4   | 3   | 0  | 14    |              |     |     |     |    |       |

| BLUES |     |     |     |    |       | Shots by Period |     |     |     |    |       | BLUE JACKETS |     |     |     |    |       |
|-------|-----|-----|-----|----|-------|-----------------|-----|-----|-----|----|-------|--------------|-----|-----|-----|----|-------|
|       | 1st | 2nd | 3rd | OT | Total |                 | 1st | 2nd | 3rd | OT | Total |              | 1st | 2nd | 3rd | OT | Total |
| Shots | 59  | 55  | 37  | 2  | 153   |                 | 51  | 43  | 52  | 4  | 150   |              |     |     |     |    |       |

\* - Overtime \*\* - Shootout

| All-Time Series vs Columbus |      |   |       |      |   |       |         |   |       |      |      |   |               |           |          |          |          |           |           |          |          |           |           |          |          |  |
|-----------------------------|------|---|-------|------|---|-------|---------|---|-------|------|------|---|---------------|-----------|----------|----------|----------|-----------|-----------|----------|----------|-----------|-----------|----------|----------|--|
| Year                        | HOME |   |       | ROAD |   |       | OVERALL |   |       | Year | HOME |   |               | ROAD      |          |          | OVERALL  |           |           |          |          |           |           |          |          |  |
|                             | W    | L | T-OTL | W    | L | T-OTL | W       | L | T-OTL |      | W    | L | T-OTL         | W         | L        | T-OTL    | W        | L         | T-OTL     |          |          |           |           |          |          |  |
| 2000-01                     | 2    | 0 | 1     | 0    | 0 | 1     | 1       | 0 | 2     | 1    | 2    | 0 | 2003-04       | 3         | 0        | 0        | 0        | 2         | 1         | 0        | 0        | 5         | 1         | 0        | 0        |  |
| 2001-02                     | 2    | 0 | 0     | 0    | 1 | 0     | 1       | 1 | 3     | 0    | 1    | 1 | 2005-06       | 2         | 2        | 0        | 1        | 2         | 1         | 3        | 4        | 1         |           |          |          |  |
| 2002-03                     | 2    | 1 | 0     | 0    | 1 | 1     | 0       | 0 | 3     | 2    | 0    | 0 | 2006-07       | 1         | 3        | 0        | 3        | 1         | 0         | 4        | 4        | 0         |           |          |          |  |
|                             |      |   |       |      |   |       |         |   |       |      |      |   | 2007-08       | 4         | 0        | 0        | 1        | 3         | 0         | 5        | 3        | 0         |           |          |          |  |
|                             |      |   |       |      |   |       |         |   |       |      |      |   | 2008-09       | 3         | 0        | 0        | 2        | 1         | 0         | 5        | 1        | 0         |           |          |          |  |
|                             |      |   |       |      |   |       |         |   |       |      |      |   | <b>TOTALS</b> | <b>19</b> | <b>6</b> | <b>1</b> | <b>0</b> | <b>11</b> | <b>10</b> | <b>3</b> | <b>1</b> | <b>30</b> | <b>16</b> | <b>4</b> | <b>1</b> |  |

| All-Time Series Facts |                           |  |  |                    |       |  |  |                    |     |  |  |
|-----------------------|---------------------------|--|--|--------------------|-------|--|--|--------------------|-----|--|--|
| Shutouts For:         | 3 (2 home, 1 road)        |  |  | Overtime Record:   | 3-1-3 |  |  | Shutout Record:    | 4-1 |  |  |
| Shutouts Against:     | 2 (0 home, 2 road)        |  |  | Overtime at Home:  | 2-0-1 |  |  | Shutout at Home:   | 2-0 |  |  |
| Last STL SO:          | April 5, 2008 (3-0 @ STL) |  |  | Overtime on Road:  | 1-1-2 |  |  | Shutout on Road:   | 2-1 |  |  |
| Last CBJ SO:          | Nov. 4, 2007 (0-3 @ CBJ)  |  |  | 2008-09 OT Record: | 0-0   |  |  | 2008-09 SO Record: | 1-0 |  |  |

# Blues vs. the NHL

## DALLAS STARS VS. ST. LOUIS BLUES

Summary: Won-3 Lost-0 OT-1

| at ST LOUIS BLUES |               |                 |  | at DALLAS STARS |               |              |  |
|-------------------|---------------|-----------------|--|-----------------|---------------|--------------|--|
| Date              | Score         | W Goal          |  | Date            | Score         | W Goal       |  |
| 10 Mar '09        | DAL 2 @ STL 5 | Brad Winchester |  | 04 Apr '09 *    | STL 4 @ DAL 5 | Trevor Daley |  |
| 16 Oct '08        | DAL 1 @ STL 6 | Jay McKee       |  | 26 Feb '09      | STL 3 @ DAL 1 | T.J. Oshie   |  |

| BLUES            |                    |   |   |   |     |     |    |    |    |   | STARS            |                    |   |     |     |    |    |   |   |  |  |
|------------------|--------------------|---|---|---|-----|-----|----|----|----|---|------------------|--------------------|---|-----|-----|----|----|---|---|--|--|
| Player           | Individual Scoring |   |   |   |     |     |    |    |    |   | Player           | Individual Scoring |   |     |     |    |    |   |   |  |  |
|                  | GP                 | G | A | P | +/- | PIM | PP | SH | GP | G |                  | A                  | P | +/- | PIM | PP | SH |   |   |  |  |
| Brad Boyes       | 4                  | 3 | 4 | 7 | 0   | 0   | 1  | 0  |    |   | Mike Ribeiro     | 4                  | 2 | 1   | 3   | -2 | 6  | 0 | 0 |  |  |
| David Backes     | 4                  | 2 | 2 | 4 | 5   | 2   | 0  | 0  |    |   | Trevor Daley     | 4                  | 1 | 2   | 3   | -3 | 2  | 0 | 0 |  |  |
| David Perron     | 4                  | 2 | 2 | 4 | 4   | 4   | 0  | 0  |    |   | Loui Eriksson    | 4                  | 2 | 0   | 2   | -1 | 0  | 0 | 0 |  |  |
| Keith Tkachuk    | 4                  | 2 | 2 | 4 | 3   | 4   | 1  | 0  |    |   | James Neal       | 4                  | 1 | 1   | 2   | -2 | 8  | 1 | 0 |  |  |
| T.J. Oshie       | 4                  | 2 | 1 | 3 | 5   | 0   | 1  | 0  |    |   | Steve Ott        | 3                  | 1 | 1   | 2   | 1  | 0  | 0 | 0 |  |  |
| Mike Weaver      | 4                  | 0 | 3 | 3 | 1   | 0   | 0  | 0  |    |   | Mike Modano      | 4                  | 0 | 2   | 2   | -2 | 6  | 0 | 0 |  |  |
| Patrik Berglund  | 4                  | 1 | 1 | 2 | 4   | 0   | 0  | 0  |    |   | Matt Niskanen    | 4                  | 0 | 2   | 2   | -2 | 2  | 0 | 0 |  |  |
| Jay McKee        | 4                  | 1 | 1 | 2 | 4   | 11  | 0  | 0  |    |   | Tom Wandell      | 1                  | 0 | 2   | 2   | 2  | 0  | 0 | 0 |  |  |
| Barret Jackman   | 4                  | 0 | 2 | 2 | 0   | 4   | 0  | 0  |    |   | Krystofer Barch  | 3                  | 1 | 0   | 1   | 0  | 10 | 0 | 0 |  |  |
| Carlo Colaiacovo | 3                  | 0 | 2 | 2 | -1  | 0   | 0  | 0  |    |   | Jere Lehtinen    | 2                  | 1 | 0   | 1   | 1  | 2  | 0 | 0 |  |  |
| Paul Kariya      | 1                  | 0 | 2 | 2 | 0   | 0   | 0  | 0  |    |   | Fabian Brunstrom | 3                  | 0 | 1   | 1   | -1 | 0  | 0 | 0 |  |  |
| Jay McClement    | 4                  | 1 | 0 | 1 | 0   | 0   | 0  | 0  |    |   | Darryl Sydor     | 3                  | 0 | 1   | 1   | 2  | 0  | 0 | 0 |  |  |
| Brad Winchester  | 3                  | 1 | 0 | 1 | 1   | 11  | 1  | 0  |    |   | Mark Fistric     | 4                  | 0 | 0   | 0   | -1 | 4  | 0 | 0 |  |  |
| Eric Brewer      | 1                  | 1 | 0 | 1 | 1   | 0   | 1  | 0  |    |   | Nicklas Grossman | 4                  | 0 | 0   | 0   | -2 | 2  | 0 | 0 |  |  |
| Yan Stastny      | 1                  | 1 | 0 | 1 | 1   | 0   | 0  | 0  |    |   | Chris Conner     | 3                  | 0 | 0   | 0   | -6 | 0  | 0 | 0 |  |  |
| Steve Wagner     | 1                  | 1 | 0 | 1 | 1   | 0   | 0  | 0  |    |   | Stephane Robidas | 3                  | 0 | 0   | 0   | -4 | 2  | 0 | 0 |  |  |
| Andy McDonald    | 4                  | 0 | 1 | 1 | -1  | 4   | 0  | 0  |    |   | Steve Begin      | 2                  | 0 | 0   | 0   | -1 | 0  | 0 | 0 |  |  |
| Roman Polak      | 4                  | 0 | 1 | 1 | 1   | 2   | 0  | 0  |    |   | Joel Lundqvist   | 2                  | 0 | 0   | 0   | 1  | 0  | 0 | 0 |  |  |
| Alexander Steen  | 3                  | 0 | 1 | 1 | -3  | 0   | 0  | 0  |    |   | Brendan Morrison | 2                  | 0 | 0   | 0   | 2  | 2  | 0 | 0 |  |  |
| Dwayne King      | 1                  | 0 | 1 | 1 | 0   | 0   | 0  | 0  |    |   | Mark Parrish     | 2                  | 0 | 0   | 0   | -1 | 2  | 0 | 0 |  |  |
| Brandon Crombeen | 3                  | 0 | 0 | 0 | -2  | 4   | 0  | 0  |    |   | Brian Sutherby   | 2                  | 0 | 0   | 0   | -2 | 17 | 0 | 0 |  |  |
| Cam Janssen      | 3                  | 0 | 0 | 0 | 0   | 7   | 0  | 0  |    |   | Sean Avery       | 1                  | 0 | 0   | 0   | -2 | 0  | 0 | 0 |  |  |
| Jeff Woywitka    | 3                  | 0 | 0 | 0 | 3   | 2   | 0  | 0  |    |   | Philippe Boucher | 1                  | 0 | 0   | 0   | 0  | 0  | 0 | 0 |  |  |
| Dan Hinote       | 1                  | 0 | 0 | 0 | -1  | 0   | 0  | 0  |    |   | Brandon Crombeen | 1                  | 0 | 0   | 0   | 0  | 0  | 0 | 0 |  |  |

Power Play: 5-17 29.4% / Penalty Killing: 16-17 94.1%

Power Play: 1-17 5.9% / Penalty Killing: 12-17 70.6%

| BLUES        |             |     |       |    |    |    |      |      |    |     | STARS          |             |     |       |    |     |     |      |      |  |  |
|--------------|-------------|-----|-------|----|----|----|------|------|----|-----|----------------|-------------|-----|-------|----|-----|-----|------|------|--|--|
| Goalie       | Goaltending |     |       |    |    |    |      |      |    |     | Goalie         | Goaltending |     |       |    |     |     |      |      |  |  |
|              | GP          | Min | WLOT  | GA | SA | SV | GAA  | SV%  | GP | Min |                | WLOT        | GA  | SA    | SV | GAA | SV% |      |      |  |  |
| Chris Mason  | 3           | 180 | 2-0-1 | 8  | 88 | 80 | 2.66 | .909 |    |     | Mark Klimie    | 1           | 60  | 1-0-0 | 4  | 26  | 22  | 3.98 | .846 |  |  |
| Manny Legace | 1           | 60  | 1-0-0 | 1  | 30 | 29 | 1.00 | .967 |    |     | Tobias Stephan | 2           | 68  | 0-0-0 | 3  | 24  | 21  | 2.65 | .875 |  |  |
|              |             |     |       |    |    |    |      |      |    |     | Marty Turco    | 3           | 110 | 0-3-0 | 11 | 48  | 37  | 5.99 | .771 |  |  |

| BLUES           |     |     |    |       |       | STARS           |     |     |    |       |       |
|-----------------|-----|-----|----|-------|-------|-----------------|-----|-----|----|-------|-------|
| Goals by Period |     |     |    |       |       | Goals by Period |     |     |    |       |       |
| 1st             | 2nd | 3rd | OT | Total | Goals | 1st             | 2nd | 3rd | OT | Total | Goals |
| 6               | 8   | 4   | 0  | 18    | Goals | 3               | 3   | 2   | 1  | 9     |       |

| BLUES           |     |     |    |       |       | STARS           |     |     |    |       |       |
|-----------------|-----|-----|----|-------|-------|-----------------|-----|-----|----|-------|-------|
| Shots by Period |     |     |    |       |       | Shots by Period |     |     |    |       |       |
| 1st             | 2nd | 3rd | OT | Total | Shots | 1st             | 2nd | 3rd | OT | Total | Shots |
| 33              | 38  | 27  | 0  | 98    | Shots | 40              | 32  | 45  | 1  | 118   |       |

\* - Overtime \*\* - Shootout

### All-Time Series vs Dallas

| Year    | HOME      |           | ROAD      |           | OVERALL   |           | Year  | HOME      |           | ROAD      |           | OVERALL   |           |
|---------|-----------|-----------|-----------|-----------|-----------|-----------|-------|-----------|-----------|-----------|-----------|-----------|-----------|
|         | W-L-T-OTL | W-L-T-OTL | W-L-T-OTL | W-L-T-OTL | W-L-T-OTL | W-L-T-OTL |       | W-L-T-OTL | W-L-T-OTL | W-L-T-OTL | W-L-T-OTL | W-L-T-OTL | W-L-T-OTL |
| 1967-68 | 3-1-1     | 2-2-1     | 5-3-2     |           |           | 1981-82   | 3-1-0 | 0-2-1     | 3-3-1     |           |           |           |           |
| 1968-69 | 1-2-1     | 3-0-1     | 4-2-2     |           |           | 1982-83   | 0-2-2 | 0-1-3     | 0-3-5     |           |           |           |           |
| 1969-70 | 3-0-1     | 1-2-1     | 4-2-2     |           |           | 1983-84   | 1-3-0 | 1-2-1     | 2-5-1     |           |           |           |           |
| 1970-71 | 1-1-1     | 0-2-1     | 1-3-2     |           |           | 1984-85   | 4-0-0 | 2-1-1     | 6-1-1     |           |           |           |           |
| 1971-72 | 1-2-0     | 1-2-0     | 2-4-0     |           |           | 1985-86   | 2-1-1 | 1-3-0     | 3-4-1     |           |           |           |           |
| 1972-73 | 1-1-1     | 1-1-1     | 2-2-2     |           |           | 1986-87   | 3-1-0 | 2-1-1     | 5-2-1     |           |           |           |           |
| 1973-74 | 1-2-0     | 0-1-1     | 1-3-1     |           |           | 1987-88   | 1-2-1 | 4-0-0     | 5-2-1     |           |           |           |           |
| 1974-75 | 3-0-0     | 2-1-0     | 5-1-0     |           |           | 1988-89   | 1-0-3 | 2-2-0     | 3-2-3     |           |           |           |           |
| 1975-76 | 2-1-0     | 2-1-0     | 4-2-0     |           |           | 1989-90   | 3-1-0 | 1-3-0     | 4-4-0     |           |           |           |           |
| 1976-77 | 1-0-2     | 1-2-0     | 2-2-2     |           |           | 1990-91   | 2-0-2 | 3-1-0     | 5-1-2     |           |           |           |           |
| 1977-78 | 2-0-1     | 2-1-0     | 4-1-1     |           |           | 1991-92   | 4-0-0 | 0-2-2     | 4-2-2     |           |           |           |           |
| 1978-79 | 1-1-0     | 0-1-1     | 1-2-1     |           |           | 1992-93   | 4-1-0 | 1-2-1     | 5-3-1     |           |           |           |           |
| 1979-80 | 1-1-0     | 0-2-0     | 1-3-0     |           |           | 1993-94   | 2-0-1 | 0-3-0     | 2-3-1     |           |           |           |           |
| 1980-81 | 1-1-0     | 0-1-1     | 1-2-1     |           |           | 1994-95   | 1-1-0 | 2-1-0     | 3-2-0     |           |           |           |           |

\*Dallas played as the Minnesota North Stars until the 1993-94 season.

### All-Time Series Facts

|                   |                           |                    |        |                    |     |
|-------------------|---------------------------|--------------------|--------|--------------------|-----|
| Shutouts For:     | 8 (4 home, 4 road)        | Overtime Record:   | 5-5-21 | Shutout Record:    | 0-2 |
| Shutouts Against: | 10 (2 home, 8 road)       | Overtime at Home:  | 2-1-11 | Shutout at Home:   | 0-0 |
| Last STL SO:      | Feb. 3, 2007 (2-0 @ STL)  | Overtime on Road:  | 3-4-10 | Shutout on Road:   | 0-2 |
| Last DAL SO:      | Dec. 29, 2005 (0-3 @ DAL) | 2008-09 OT Record: | 0-1    | 2008-09 SO Record: | 0-0 |



# Blues vs. the NHL

## EDMONTON OILERS VS. ST. LOUIS BLUES

Summary: Won-0 Lost-2 OT-2

| at ST LOUIS BLUES |               |                |      | at EDMONTON OILERS |               |               |      |
|-------------------|---------------|----------------|------|--------------------|---------------|---------------|------|
| Date              | Score         | W              | Goal | Date               | Score         | W             | Goal |
| 05 Feb '09 **     | EDM 2 @ STL 1 | Robert Nilsson |      | 17 Mar '09 **      | STL 1 @ EDM 2 | Ales Kotalkic |      |
| 29 Nov '08        | EDM 4 @ STL 2 | Dustin Penner  |      | 11 Jan '09         | STL 1 @ EDM 2 | Sam Gagner    |      |

| BLUES Individual Scoring |    |   |   |   |     |     |    |    |                      |    | OILERS |   |   |     |     |    |    |  |  |  |  |
|--------------------------|----|---|---|---|-----|-----|----|----|----------------------|----|--------|---|---|-----|-----|----|----|--|--|--|--|
| Player                   | GP | G | A | P | +/- | PIM | PP | SH | Player               | GP | G      | A | P | +/- | PIM | PP | SH |  |  |  |  |
| Brad Boyes               | 4  | 1 | 1 | 2 | -1  | 4   | 0  | 0  | Sheldon Souray       | 4  | 3      | 0 | 3 | 0   | 4   | 1  | 0  |  |  |  |  |
| Jay McClement            | 4  | 1 | 1 | 2 | 0   | 0   | 0  | 1  | Sam Gagner           | 4  | 1      | 2 | 3 | 1   | 2   | 0  | 0  |  |  |  |  |
| David Perron             | 4  | 0 | 2 | 2 | 1   | 2   | 0  | 0  | Shawn Horcoff        | 4  | 1      | 2 | 3 | 2   | 7   | 0  | 0  |  |  |  |  |
| David Backes             | 4  | 1 | 0 | 1 | 0   | 9   | 1  | 0  | Dustin Penner        | 4  | 1      | 1 | 2 | 0   | 2   | 1  | 0  |  |  |  |  |
| Patrik Berglund          | 4  | 1 | 0 | 1 | 0   | 4   | 0  | 0  | Denis Grebeshkov     | 4  | 0      | 2 | 2 | 1   | 2   | 0  | 0  |  |  |  |  |
| Yan Stastny              | 2  | 1 | 0 | 1 | -2  | 0   | 0  | 0  | Robert Nilsson       | 3  | 0      | 2 | 2 | 2   | 2   | 0  | 0  |  |  |  |  |
| Keith Tkachuk            | 4  | 0 | 1 | 1 | 0   | 0   | 0  | 0  | Ryan Potulny         | 2  | 0      | 2 | 2 | 2   | 0   | 0  | 0  |  |  |  |  |
| Dan Hinote               | 3  | 0 | 1 | 1 | 0   | 0   | 0  | 0  | Andrew Cogliano      | 4  | 1      | 0 | 1 | 1   | 0   | 0  | 0  |  |  |  |  |
| Jay McKee                | 3  | 0 | 1 | 1 | 1   | 0   | 0  | 0  | Gilbert Brule        | 1  | 1      | 0 | 1 | 0   | 2   | 0  | 0  |  |  |  |  |
| T.J. Oshie               | 3  | 0 | 1 | 1 | 0   | 2   | 0  | 0  | Kyle Brodziak        | 4  | 0      | 1 | 1 | -1  | 2   | 0  | 0  |  |  |  |  |
| Roman Polak              | 3  | 0 | 1 | 1 | -2  | 4   | 0  | 0  | Tom Gilbert          | 4  | 0      | 1 | 1 | 1   | 0   | 0  | 0  |  |  |  |  |
| Mike Weaver              | 3  | 0 | 1 | 1 | 1   | 2   | 0  | 0  | Erik Cole            | 3  | 0      | 1 | 1 | 1   | 0   | 0  | 0  |  |  |  |  |
| Carlo Colaiacovo         | 4  | 0 | 0 | 0 | 1   | 2   | 0  | 0  | Ales Hemsky          | 3  | 0      | 1 | 1 | 1   | 0   | 0  | 0  |  |  |  |  |
| Brandon Crombeen         | 4  | 0 | 0 | 0 | 0   | 4   | 0  | 0  | Ethan Moreau         | 4  | 0      | 0 | 0 | -1  | 9   | 0  | 0  |  |  |  |  |
| Barret Jackman           | 4  | 0 | 0 | 0 | -1  | 2   | 0  | 0  | Liam Reddox          | 4  | 0      | 0 | 0 | -1  | 0   | 0  | 0  |  |  |  |  |
| Jeff Woywitka            | 4  | 0 | 0 | 0 | 1   | 10  | 0  | 0  | Steve Staios         | 4  | 0      | 0 | 0 | 1   | 7   | 0  | 0  |  |  |  |  |
| Cam Janssen              | 3  | 0 | 0 | 0 | -1  | 7   | 0  | 0  | Ladislav Smid        | 3  | 0      | 0 | 0 | 1   | 2   | 0  | 0  |  |  |  |  |
| Alexander Steen          | 3  | 0 | 0 | 0 | -1  | 0   | 0  | 0  | Jason Strudwick      | 3  | 0      | 0 | 0 | -1  | 2   | 0  | 0  |  |  |  |  |
| Brad Winchester          | 3  | 0 | 0 | 0 | 0   | 0   | 0  | 0  | Marc-Antoine Pouliot | 2  | 0      | 0 | 0 | -1  | 0   | 0  | 0  |  |  |  |  |
| Tyson Strachan           | 2  | 0 | 0 | 0 | -2  | 0   | 0  | 0  | Zachery Stortini     | 2  | 0      | 0 | 0 | -1  | 19  | 0  | 0  |  |  |  |  |
| Eric Brewer              | 1  | 0 | 0 | 0 | -3  | 2   | 0  | 0  | Lubomir Visnovsky    | 2  | 0      | 0 | 0 | 1   | 0   | 0  | 0  |  |  |  |  |
| Andy McDonald            | 1  | 0 | 0 | 0 | 0   | 0   | 0  | 0  | Ales Kotalkic        | 1  | 0      | 0 | 0 | 0   | 0   | 0  | 0  |  |  |  |  |
| Cam Paddock              | 1  | 0 | 0 | 0 | -1  | 0   | 0  | 0  | Steve MacIntyre      | 1  | 0      | 0 | 0 | -1  | 2   | 0  | 0  |  |  |  |  |
| Steve Regier             | 1  | 0 | 0 | 0 | 0   | 0   | 0  | 0  | Patrick O'Sullivan   | 1  | 0      | 0 | 0 | 0   | 0   | 0  | 0  |  |  |  |  |
|                          |    |   |   |   |     |     |    |    | Fernando Pisani      | 1  | 0      | 0 | 0 | 0   | 0   | 0  | 0  |  |  |  |  |

Power Play: 1-17 5.9% / Penalty Killing: 14-16 87.5%

Power Play: 2-16 12.5% / Penalty Killing: 16-17 94.1%

| BLUES Goaltending |    |     |       |    |    |    |      |      |                |    | OILERS |       |    |     |     |      |      |  |  |  |  |
|-------------------|----|-----|-------|----|----|----|------|------|----------------|----|--------|-------|----|-----|-----|------|------|--|--|--|--|
| Goalie            | GP | Min | WLOT  | GA | SA | SV | GAA  | SV%  | Goalie         | GP | Min    | WLOT  | GA | SA  | SV  | GAA  | SV%  |  |  |  |  |
| Chris Mason       | 2  | 130 | 0-0-2 | 2  | 57 | 55 | 0.92 | .965 | Dwayne Roloson | 4  | 250    | 4-0-0 | 5  | 117 | 112 | 1.20 | .957 |  |  |  |  |
| Manny Legace      | 2  | 117 | 0-2-0 | 6  | 50 | 44 | 3.09 | .880 |                |    |        |       |    |     |     |      |      |  |  |  |  |

| BLUES Goals by Period |     |     |     |    |       | OILERS |     |     |     |    |       |
|-----------------------|-----|-----|-----|----|-------|--------|-----|-----|-----|----|-------|
| Goals                 | 1st | 2nd | 3rd | OT | Total | Goals  | 1st | 2nd | 3rd | OT | Total |
|                       | 2   | 2   | 1   | 0  | 5     |        | 1   | 4   | 3   | 0  | 8     |

| BLUES Shots by Period |     |     |     |    |       | OILERS |     |     |     |    |       |
|-----------------------|-----|-----|-----|----|-------|--------|-----|-----|-----|----|-------|
| Shots                 | 1st | 2nd | 3rd | OT | Total | Shots  | 1st | 2nd | 3rd | OT | Total |
|                       | 40  | 40  | 32  | 5  | 117   |        | 39  | 33  | 33  | 2  | 107   |

\* - Overtime \*\* - Shootout

| All-Time Series vs Edmonton |                |                |                   |         |                |                |                   |               |                   |                  |                   |
|-----------------------------|----------------|----------------|-------------------|---------|----------------|----------------|-------------------|---------------|-------------------|------------------|-------------------|
| Year                        | HOME W-L-T-OTL | ROAD W-L-T-OTL | OVERALL W-L-T-OTL | Year    | HOME W-L-T-OTL | ROAD W-L-T-OTL | OVERALL W-L-T-OTL | Year          | HOME W-L-T-OTL    | ROAD W-L-T-OTL   | OVERALL W-L-T-OTL |
| 1979-80                     | 2-0-0          | 1-0-1          | 3-0-1             | 1989-90 | 0-1-1          | 0-1-0          | 0-2-1             | 1999-00       | 1-0-1-0           | 2-0-0-0          | 3-0-1-0           |
| 1980-81                     | 1-0-1          | 1-1-0          | 2-1-1             | 1990-91 | 1-0-0          | 2-0-0          | 3-0-0             | 2000-01       | 2-0-0-0           | 0-2-0-0          | 2-2-0-0           |
| 1981-82                     | 0-2-0          | 0-1-0          | 0-3-0             | 1991-92 | 1-0-0          | 0-1-1          | 1-1-1             | 2001-02       | 2-0-0-0           | 0-1-1-0          | 2-1-1-0           |
| 1982-83                     | 0-1-0          | 0-1-1          | 0-2-1             | 1992-93 | 1-0-1          | 1-0-0          | 2-0-1             | 2002-03       | 1-0-1-0           | 1-1-0-0          | 2-1-1-0           |
| 1983-84                     | 1-1-0          | 1-0-0          | 2-1-0             | 1993-94 | 2-0-0          | 2-0-0          | 4-0-0             | 2003-04       | 1-0-1-0           | 1-1-0-0          | 2-1-1-0           |
| 1984-85                     | 0-1-0          | 0-2-0          | 0-3-0             | 1994-95 | 2-0-0          | 0-2-0          | 2-2-0             | 2005-06       | 1-1-0             | 2-0-0            | 3-1-0             |
| 1985-86                     | 1-0-1          | 0-1-0          | 1-1-1             | 1995-96 | 1-1-0          | 2-0-0          | 3-1-0             | 2006-07       | 2-0-0             | 1-1-0            | 3-1-0             |
| 1986-87                     | 0-1-0          | 0-2-0          | 0-3-0             | 1996-97 | 0-2-0          | 2-0-0          | 2-2-0             | 2007-08       | 0-0-2             | 1-0-1            | 1-0-3             |
| 1987-88                     | 0-2-0          | 0-1-0          | 0-3-0             | 1997-98 | 0-2-0          | 0-2-0          | 0-4-0             | 2008-09       | 0-1-1             | 0-1-1            | 0-2-2             |
| 1988-89                     | 0-1-0          | 0-2-0          | 0-3-0             | 1998-99 | 1-1-0          | 1-1-0          | 2-2-0             | <b>TOTALS</b> | <b>24-18-10-0</b> | <b>21-25-6-0</b> | <b>45-43-16-0</b> |

| All-Time Series Facts |                            |                    |       |
|-----------------------|----------------------------|--------------------|-------|
| Shutouts For:         | 2 (2 home, 0 road)         | Overtime Record:   | 5-4-8 |
| Shutouts Against:     | 5 (1 home, 4 road)         | Overtime at Home:  | 3-2-6 |
| Last STL SO:          | March 30, 2004 (1-0 @ STL) | Overtime on Road:  | 2-2-2 |
| Last EDM SO:          | Nov. 15, 2002 (0-5 @ EDM)  | 2008-09 OT Record: | 0-0   |
|                       |                            | Shutout Record:    | 1-3   |
|                       |                            | Shutout at Home:   | 0-2   |
|                       |                            | Shutout on Road:   | 1-1   |
|                       |                            | 2008-09 SO Record: | 0-2   |



# FLORIDA PANTHERS VS. ST. LOUIS BLUES

Summary: Won-1 Lost-1 OT-0

at ST LOUIS BLUES

at FLORIDA PANTHERS

| Date       | Score         | W Goal     | Date       | Score         | W Goal       |
|------------|---------------|------------|------------|---------------|--------------|
| 25 Oct '08 | FLA 0 @ STL 4 | Brad Boyes | 07 Mar '09 | STL 3 @ FLA 5 | Radek Dvorak |

| BLUES            |    |   |   |   |     |     |    |    |  | PANTHERS         |    |   |   |   |     |     |    |    |  |
|------------------|----|---|---|---|-----|-----|----|----|--|------------------|----|---|---|---|-----|-----|----|----|--|
| Player           | GP | G | A | P | +/- | PIM | PP | SH |  | Player           | GP | G | A | P | +/- | PIM | PP | SH |  |
| Brad Boyes       | 2  | 3 | 0 | 3 | -1  | 0   | 2  | 0  |  | David Booth      | 2  | 3 | 1 | 4 | 1   | 0   | 2  | 0  |  |
| David Backes     | 2  | 2 | 1 | 3 | 2   | 6   | 0  | 0  |  | Radek Dvorak     | 2  | 1 | 0 | 1 | -1  | 0   | 0  | 0  |  |
| Andy McDonald    | 2  | 0 | 3 | 3 | 1   | 2   | 0  | 0  |  | Nathan Horton    | 2  | 1 | 0 | 1 | 0   | 0   | 0  | 0  |  |
| Keith Tkachuk    | 2  | 1 | 1 | 2 | -2  | 2   | 1  | 0  |  | Keith Ballard    | 2  | 0 | 1 | 1 | 0   | 18  | 0  | 0  |  |
| Paul Kariya      | 1  | 1 | 1 | 2 | 1   | 0   | 0  | 0  |  | Jay Bouwmeester  | 2  | 0 | 1 | 1 | 0   | 2   | 0  | 0  |  |
| Patrik Berglund  | 2  | 0 | 1 | 1 | 0   | 0   | 0  | 0  |  | Michael Frolik   | 2  | 0 | 1 | 1 | 0   | 0   | 0  | 0  |  |
| Roman Polak      | 2  | 0 | 1 | 1 | -1  | 2   | 0  | 0  |  | Ville Peltonen   | 2  | 0 | 1 | 1 | 0   | 2   | 0  | 0  |  |
| Carlo Colaiacovo | 1  | 0 | 1 | 1 | 0   | 0   | 0  | 0  |  | Karlis Skrastins | 2  | 0 | 1 | 1 | 0   | 0   | 0  | 0  |  |
| Brad Winchester  | 1  | 0 | 1 | 1 | 1   | 0   | 0  | 0  |  | Richard Zednik   | 2  | 0 | 1 | 1 | 0   | 0   | 0  | 0  |  |
| Dan Hinote       | 2  | 0 | 0 | 0 | 2   | 0   | 0  | 0  |  | Gregory Campbell | 1  | 0 | 1 | 1 | 0   | 2   | 0  | 0  |  |
| Barret Jackman   | 2  | 0 | 0 | 0 | 0   | 0   | 0  | 0  |  | Bryan McCabe     | 1  | 0 | 1 | 1 | 0   | 0   | 0  | 0  |  |
| Jay McClement    | 2  | 0 | 0 | 0 | 4   | 0   | 0  | 0  |  | Kamil Krepis     | 2  | 0 | 0 | 0 | 0   | 0   | 0  | 0  |  |
| Jay McKee        | 2  | 0 | 0 | 1 | 0   | 0   | 0  | 0  |  | Brett McLean     | 2  | 0 | 0 | 0 | -1  | 0   | 0  | 0  |  |
| T.J. Oshie       | 2  | 0 | 0 | 0 | 0   | 0   | 0  | 0  |  | Cory Stillman    | 2  | 0 | 0 | 0 | -1  | 0   | 0  | 0  |  |
| David Perron     | 2  | 0 | 0 | 0 | -1  | 0   | 0  | 0  |  | Wade Belak       | 1  | 0 | 0 | 0 | 0   | 12  | 0  | 0  |  |
| Mike Weaver      | 2  | 0 | 0 | 2 | 0   | 0   | 0  | 0  |  | Nick Boynton     | 1  | 0 | 0 | 0 | -1  | 2   | 0  | 0  |  |
| Eric Brewer      | 1  | 0 | 0 | 1 | 0   | 0   | 0  | 0  |  | Jassen Cullimore | 1  | 0 | 0 | 0 | 0   | 4   | 0  | 0  |  |
| Brandon Crombeen | 1  | 0 | 0 | 1 | 0   | 0   | 0  | 0  |  | Steve Eminger    | 1  | 0 | 0 | 0 | 0   | 0   | 0  | 0  |  |
| Cam Janssen      | 1  | 0 | 0 | 0 | 0   | 0   | 0  | 0  |  | Jason Garrison   | 1  | 0 | 0 | 0 | 0   | 0   | 0  | 0  |  |
| Alexander Steen  | 1  | 0 | 0 | 0 | 0   | 0   | 0  | 0  |  | Rostislav Olesz  | 1  | 0 | 0 | 0 | -1  | 0   | 0  | 0  |  |
| Lee Stempniak    | 1  | 0 | 0 | 1 | 0   | 0   | 0  | 0  |  | Anthony Stewart  | 1  | 0 | 0 | 0 | 0   | 2   | 0  | 0  |  |
| Steve Wagner     | 1  | 0 | 0 | 0 | 2   | 0   | 0  | 0  |  | Nick Tarnasky    | 1  | 0 | 0 | 0 | 0   | 0   | 0  | 0  |  |
| Jeff Woywitka    | 1  | 0 | 0 | 0 | -1  | 0   | 0  | 0  |  | Stephen Weiss    | 1  | 0 | 0 | 0 | 0   | 0   | 0  | 0  |  |
|                  |    |   |   |   |     |     |    |    |  | Noah Welch       | 1  | 0 | 0 | 0 | -1  | 0   | 0  | 0  |  |

Power Play: 3-11 27.3% / Penalty Killing: 8-10 80.0%

Power Play: 2-10 20.0% / Penalty Killing: 8-11 72.7%

| BLUES         |    |     |       |    |    |    |      |       |  | PANTHERS       |    |     |       |    |    |    |      |      |  |
|---------------|----|-----|-------|----|----|----|------|-------|--|----------------|----|-----|-------|----|----|----|------|------|--|
| Goalie        | GP | Min | WLOT  | GA | SA | SV | GAA  | SV%   |  | Goalie         | GP | Min | WLOT  | GA | SA | SV | GAA  | SV%  |  |
| Ben Bishop    | 1  | 45  | 1-0-0 | 0  | 12 | 12 | 0.00 | 1.000 |  | Tomas Vokoun   | 1  | 60  | 1-0-0 | 3  | 29 | 26 | 3.00 | .897 |  |
| Marek Schwarz | 1  | 15  | 0-0-0 | 0  | 5  | 5  | 0.00 | 1.000 |  | Craig Anderson | 1  | 60  | 0-1-0 | 4  | 31 | 27 | 4.00 | .871 |  |
| Chris Mason   | 1  | 58  | 0-1-0 | 5  | 35 | 30 | 5.21 | .857  |  |                |    |     |       |    |    |    |      |      |  |

| BLUES           |     |     |    |       |   | PANTHERS        |     |     |    |       |   |
|-----------------|-----|-----|----|-------|---|-----------------|-----|-----|----|-------|---|
| Goals by Period |     |     |    |       |   | Goals by Period |     |     |    |       |   |
| 1st             | 2nd | 3rd | OT | Total |   | 1st             | 2nd | 3rd | OT | Total |   |
| Goals           | 1   | 4   | 2  | 0     | 7 | Goals           | 2   | 2   | 1  | 0     | 5 |

| BLUES           |     |     |    |       |    | PANTHERS        |     |     |    |       |    |
|-----------------|-----|-----|----|-------|----|-----------------|-----|-----|----|-------|----|
| Shots by Period |     |     |    |       |    | Shots by Period |     |     |    |       |    |
| 1st             | 2nd | 3rd | OT | Total |    | 1st             | 2nd | 3rd | OT | Total |    |
| Shots           | 16  | 22  | 22 | 0     | 60 | Shots           | 20  | 16  | 16 | 0     | 52 |

\* - Overtime \*\* - Shootout

| All-Time Series vs Florida |           |           |           |          |           |           |           |               |                |                |                 |
|----------------------------|-----------|-----------|-----------|----------|-----------|-----------|-----------|---------------|----------------|----------------|-----------------|
| BLUES                      |           |           |           | PANTHERS |           |           |           | PANTHERS      |                |                |                 |
| Year                       | HOME      | ROAD      | OVERALL   | Year     | HOME      | ROAD      | OVERALL   | Year          | HOME           | ROAD           | OVERALL         |
|                            | W-L-T-OTL | W-L-T-OTL | W-L-T-OTL |          | W-L-T-OTL | W-L-T-OTL | W-L-T-OTL |               | W-L-T-OTL      | W-L-T-OTL      | W-L-T-OTL       |
| 1993-94                    | 1-0-0     | 1-0-0     | 2-0-0     | 1998-99  | 0-0-1     | 1-0-0     | 1-0-1     | 2003-04       | 1-0-0-0        | 1-0-0-0        | 2-0-0-0         |
| 1994-95                    | DNP       | DNP       | DNP       | 1999-00  | 1-0-0-0   | 0-0-1-0   | 1-0-1-0   | 2005-06       | DNP            | 0-1-0          | 0-1-0           |
| 1995-96                    | 0-0-1     | 1-0-0     | 1-0-1     | 2000-01  | 1-0-0-0   | 0-1-0-0   | 1-1-0-0   | 2006-07       | DNP            | DNP            | DNP             |
| 1996-97                    | 0-1-0     | 0-1-0     | 0-2-0     | 2001-02  | DNP       | 1-0-0-0   | 1-0-0-0   | 2007-08       | 0-1-0          | DNP            | 0-1-0           |
| 1997-98                    | 1-0-0     | 1-0-0     | 2-0-0     | 2002-03  | 1-0-0-0   | DNP       | 1-0-0-0   | 2008-09       | 1-0-0          | 0-1-0          | 1-1-0           |
|                            |           |           |           |          |           |           |           | <b>TOTALS</b> | <b>7-2-2-0</b> | <b>6-4-1-0</b> | <b>13-6-3-0</b> |

| All-Time Series Facts |                           |                    |       |
|-----------------------|---------------------------|--------------------|-------|
| Shutouts For:         | 6 (5 home, 1 road)        | Overtime Record:   | 1-1-3 |
| Shutouts Against:     | 3 (2 home, 1 road)        | Overtime at Home:  | 0-0-1 |
| Last STL SO:          | Oct. 25, 2008 (4-0 @ STL) | Overtime on Road:  | 1-1-2 |
| Last FLA SO:          | Dec. 13, 2007 (0-1 @ STL) | 2008-09 OT Record: | 0-0   |
|                       |                           | Shutout Record:    | 0-0   |
|                       |                           | Shutout at Home:   | 0-0   |
|                       |                           | Shutout on Road:   | 0-0   |
|                       |                           | 2008-09 SO Record: | 0-0   |

# Blues vs. the NHL

## LOS ANGELES KINGS VS. ST. LOUIS BLUES

Summary: Won-1 Lost-3 OT-0

### at ST LOUIS BLUES

| Date       | Score         | W Goal          |
|------------|---------------|-----------------|
| 24 Mar '09 | LAK 0 @ STL 2 | Patrik Berglund |
| 24 Oct '08 | LAK 4 @ STL 0 | Kyle Quincey    |

### at LOS ANGELES KINGS

| Date       | Score         | W Goal       |
|------------|---------------|--------------|
| 11 Dec '08 | STL 2 @ LAK 6 | Dustin Brown |
| 08 Nov '08 | STL 3 @ LAK 5 | Drew Doughty |

#### BLUES

#### Individual Scoring

#### KINGS

| Player           | GP | G | A | P | +/- | PIM | PP | SH | Player             | GP | G | A | P | +/- | PIM | PP | SH |
|------------------|----|---|---|---|-----|-----|----|----|--------------------|----|---|---|---|-----|-----|----|----|
| Patrik Berglund  | 4  | 3 | 0 | 3 | -1  | 0   | 1  | 0  | Dustin Brown       | 4  | 5 | 2 | 7 | 4   | 0   | 2  | 0  |
| Keith Tkachuk    | 4  | 0 | 3 | 3 | -2  | 8   | 0  | 0  | Anze Kopitar       | 4  | 3 | 4 | 7 | 1   | 2   | 1  | 0  |
| David Perron     | 3  | 0 | 3 | 3 | 0   | 2   | 0  | 0  | Kyle Quincey       | 4  | 1 | 3 | 4 | 1   | 2   | 0  | 0  |
| Brad Boyes       | 4  | 1 | 1 | 2 | -2  | 0   | 1  | 0  | Jarret Stoll       | 4  | 1 | 3 | 4 | 5   | 4   | 0  | 0  |
| Andy McDonald    | 3  | 1 | 1 | 2 | -1  | 2   | 0  | 0  | Alexander Frolov   | 3  | 2 | 1 | 3 | 1   | 0   | 2  | 0  |
| Carlo Colaiacovo | 2  | 1 | 0 | 1 | 0   | 0   | 0  | 0  | Drew Doughty       | 4  | 1 | 2 | 3 | 4   | 2   | 1  | 0  |
| Cam Paddock      | 1  | 1 | 0 | 1 | 1   | 0   | 0  | 0  | Patrick O'Sullivan | 3  | 1 | 2 | 3 | 3   | 0   | 0  | 0  |
| David Backes     | 4  | 0 | 1 | 1 | -1  | 6   | 0  | 0  | Kyle Calder        | 4  | 0 | 3 | 3 | 2   | 8   | 0  | 0  |
| Roman Polak      | 4  | 0 | 1 | 1 | -1  | 2   | 0  | 0  | Tom Preissing      | 1  | 1 | 1 | 2 | 1   | 0   | 0  | 0  |
| Cam Janssen      | 2  | 0 | 1 | 1 | 0   | 7   | 0  | 0  | Denis Jr. Gauthier | 3  | 0 | 1 | 1 | 2   | 2   | 0  | 0  |
| T.J. Oshie       | 2  | 0 | 1 | 1 | 1   | 0   | 0  | 0  | Oscar Moller       | 3  | 0 | 1 | 1 | 2   | 2   | 0  | 0  |
| Lee Stempniak    | 2  | 0 | 1 | 1 | -3  | 0   | 0  | 0  | Edward Purcell     | 2  | 0 | 1 | 1 | 1   | 0   | 0  | 0  |
| Dan Hinote       | 4  | 0 | 0 | 0 | -1  | 9   | 0  | 0  | Matt Greene        | 4  | 0 | 0 | 0 | 0   | 12  | 0  | 0  |
| Barret Jackman   | 4  | 0 | 0 | 0 | -3  | 18  | 0  | 0  | Michal Handzus     | 4  | 0 | 0 | 0 | -1  | 2   | 0  | 0  |
| Jay McClement    | 4  | 0 | 0 | 0 | -3  | 0   | 0  | 0  | Peter Harold       | 4  | 0 | 0 | 0 | -1  | 0   | 0  | 0  |
| Jay McKee        | 4  | 0 | 0 | 0 | -2  | 0   | 0  | 0  | Raitis Ivanans     | 4  | 0 | 0 | 0 | -1  | 8   | 0  | 0  |
| Eric Brewer      | 3  | 0 | 0 | 0 | -4  | 2   | 0  | 0  | Sean O'Donnell     | 4  | 0 | 0 | 0 | 2   | 10  | 0  | 0  |
| Yan Stastny      | 3  | 0 | 0 | 0 | 0   | 7   | 0  | 0  | Wayne Simmonds     | 4  | 0 | 0 | 0 | -2  | 5   | 0  | 0  |
| Brandon Crombeen | 2  | 0 | 0 | 0 | -1  | 2   | 0  | 0  | Derek Armstrong    | 2  | 0 | 0 | 0 | -1  | 2   | 0  | 0  |
| Alexander Steen  | 2  | 0 | 0 | 0 | -1  | 2   | 0  | 0  | Brad Richardson    | 2  | 0 | 0 | 0 | -1  | 5   | 0  | 0  |
| Steve Wagner     | 2  | 0 | 0 | 0 | 2   | 6   | 0  | 0  | Brian Boyle        | 1  | 0 | 0 | 0 | 0   | 2   | 0  | 0  |
| Mike Weaver      | 2  | 0 | 0 | 0 | 0   | 0   | 0  | 0  | Davis Drewiske     | 1  | 0 | 0 | 0 | -1  | 2   | 0  | 0  |
| Brad Winchester  | 2  | 0 | 0 | 0 | 0   | 9   | 0  | 0  | Jack Johnson       | 1  | 0 | 0 | 0 | 0   | 2   | 0  | 0  |
| Jeff Woywitka    | 2  | 0 | 0 | 0 | -1  | 0   | 0  | 0  | Justin Williams    | 1  | 0 | 0 | 0 | 0   | 0   | 0  | 0  |
| Paul Kariya      | 1  | 0 | 0 | 0 | -1  | 0   | 0  | 0  | John Zeiler        | 1  | 0 | 0 | 0 | 0   | 2   | 0  | 0  |
| David Koci       | 1  | 0 | 0 | 0 | 0   | 2   | 0  | 0  |                    |    |   |   |   |     |     |    |    |
| Alex Pietrangolo | 1  | 0 | 0 | 0 | 2   | 0   | 0  | 0  |                    |    |   |   |   |     |     |    |    |

Power Play: 6-21 28.6% / Penalty Killing: 15-17 88.2%

Power Play: 2-17 11.8% / Penalty Killing: 15-21 71.4%

#### BLUES

#### Goaltending

#### KINGS

| Goalie       | GP | Min | WLOT  | GA | SA | SV | GAA  | SV%  | Goalie          | GP | Min | WLOT  | GA | SA | SV | GAA  | SV%   |
|--------------|----|-----|-------|----|----|----|------|------|-----------------|----|-----|-------|----|----|----|------|-------|
| Chris Mason  | 3  | 100 | 1-1-0 | 4  | 46 | 42 | 2.41 | .913 | Erik Ersberg    | 2  | 120 | 2-0-0 | 5  | 55 | 50 | 2.50 | .909  |
| Manny Legace | 2  | 78  | 0-2-0 | 6  | 42 | 36 | 4.61 | .857 | Jason LaBarbera | 1  | 60  | 1-0-0 | 0  | 15 | 15 | 0.00 | 1.000 |
| Ben Bishop   | 2  | 60  | 0-0-0 | 4  | 25 | 21 | 4.00 | .840 | Jonathan Quick  | 1  | 60  | 0-1-0 | 2  | 23 | 21 | 2.00 | .913  |

#### BLUES

#### Goals by Period

#### KINGS

| 1st   | 2nd | 3rd | OT | Total | 1st | 2nd   | 3rd | OT | Total |   |    |
|-------|-----|-----|----|-------|-----|-------|-----|----|-------|---|----|
| Goals | 0   | 1   | 6  | 0     | 7   | Goals | 4   | 5  | 6     | 0 | 15 |

#### BLUES

#### Shots by Period

#### KINGS

| 1st   | 2nd | 3rd | OT | Total | 1st | 2nd   | 3rd | OT | Total |   |     |
|-------|-----|-----|----|-------|-----|-------|-----|----|-------|---|-----|
| Shots | 25  | 30  | 38 | 0     | 93  | Shots | 45  | 35 | 34    | 0 | 114 |

\* - Overtime \*\* - Shootout

### All-Time Series vs Los Angeles

| Year    | HOME W-L-T-OTL | ROAD W-L-T-OTL | OVERALL W-L-T-OTL | Year    | HOME W-L-T-OTL | ROAD W-L-T-OTL | OVERALL W-L-T-OTL | Year          | HOME W-L-T-OTL    | ROAD W-L-T-OTL    | OVERALL W-L-T-OTL |
|---------|----------------|----------------|-------------------|---------|----------------|----------------|-------------------|---------------|-------------------|-------------------|-------------------|
| 1967-68 | 3-0-2          | 0-4-1          | 3-4-3             | 1981-82 | 1-0-0          | 0-2-0          | 1-2-0             | 1995-96       | 0-1-1             | 2-0-0             | 2-1-1             |
| 1968-69 | 4-0-0          | 2-1-1          | 6-1-1             | 1982-83 | 2-0-0          | 0-1-0          | 2-1-0             | 1996-97       | 2-0-0             | 1-1-0             | 3-1-0             |
| 1969-70 | 4-0-0          | 4-0-0          | 8-0-0             | 1983-84 | 1-0-0          | 0-1-1          | 1-1-1             | 1997-98       | 1-0-1             | 2-0-0             | 3-0-1             |
| 1970-71 | 2-1-0          | 2-1-0          | 4-2-0             | 1984-85 | 1-1-0          | 1-0-0          | 2-1-0             | 1998-99       | 2-0-0             | 1-0-1             | 3-0-1             |
| 1971-72 | 2-1-0          | 2-1-0          | 4-2-0             | 1985-86 | 0-0-1          | 1-1-0          | 1-1-1             | 1999-00       | 0-1-1-0           | 2-0-0-0           | 2-1-1-0           |
| 1972-73 | 1-1-0          | 1-2-0          | 2-3-0             | 1986-87 | 0-1-1          | 1-0-0          | 1-1-1             | 2000-01       | 1-1-0-0           | 1-0-1-0           | 2-1-1-0           |
| 1973-74 | 1-2-0          | 1-1-0          | 2-3-0             | 1987-88 | 1-0-0          | 0-2-0          | 1-2-0             | 2001-02       | 1-1-0-0           | 0-1-1-0           | 1-2-1-0           |
| 1974-75 | 0-2-0          | 0-1-1          | 0-3-1             | 1988-89 | 2-0-0          | 0-1-0          | 2-1-0             | 2002-03       | 2-0-0-0           | 1-1-0-0           | 3-1-0-0           |
| 1975-76 | 1-1-0          | 0-1-1          | 1-2-1             | 1989-90 | 0-1-0          | 1-1-0          | 1-2-0             | 2003-04       | 2-0-0-0           | 2-0-0-0           | 4-0-0-0           |
| 1976-77 | 2-0-0          | 0-2-0          | 2-2-0             | 1990-91 | 1-0-1          | 0-1-0          | 1-1-1             | 2005-06       | 0-1-1             | 0-2-0             | 0-3-1             |
| 1977-78 | 1-1-0          | 1-1-0          | 2-2-0             | 1991-92 | 1-1-0          | 0-0-1          | 1-1-1             | 2006-07       | 2-0-0             | 1-1-0             | 3-1-0             |
| 1978-79 | 1-1-0          | 0-1-1          | 1-2-1             | 1992-93 | 1-0-0          | 0-2-0          | 1-2-0             | 2007-08       | 2-0-0             | 1-1-0             | 3-1-0             |
| 1979-80 | 2-0-0          | 1-1-0          | 3-1-0             | 1993-94 | 2-0-0          | 0-2-0          | 2-2-0             | 2008-09       | 1-1-0             | 0-2-0             | 1-3-0             |
| 1980-81 | 1-0-1          | 1-0-1          | 2-0-2             | 1994-95 | 1-0-1          | 0-1-1          | 1-1-2             | <b>TOTALS</b> | <b>55-20-11-0</b> | <b>33-41-12-0</b> | <b>88-61-23-0</b> |

### All-Time Series Facts

|                   |                            |                    |        |                    |     |
|-------------------|----------------------------|--------------------|--------|--------------------|-----|
| Shutouts For:     | 12 (7 home, 5 road)        | Overtime Record:   | 2-0-13 | Shutout Record:    | 0-1 |
| Shutouts Against: | 8 (3 home, 5 road)         | Overtime at Home:  | 2-0-7  | Shutout at Home:   | 0-1 |
| Last STL SO:      | March 24, 2009 (2-0 @ STL) | Overtime on Road:  | 0-0-6  | Shutout on Road:   | 0-0 |
| Last LA SO:       | Oct. 24, 2008 (0-4 @ STL)  | 2008-09 OT Record: | 0-0    | 2008-09 SO Record: | 0-0 |



# MINNESOTA WILD VS. ST. LOUIS BLUES

Summary: Won-3 Lost-1 OT-0

| at ST LOUIS BLUES |               |                 | at MINNESOTA WILD |               |               |
|-------------------|---------------|-----------------|-------------------|---------------|---------------|
| Date              | Score         | W Goal          | Date              | Score         | W Goal        |
| 15 Mar '09        | MIN 3 @ STL 5 | Brad Winchester | 03 Dec '08        | STL 0 @ MIN 4 | Eric Belanger |
| 20 Dec '08        | MIN 2 @ STL 4 | Roman Polak     | 22 Nov '08        | STL 2 @ MIN 1 | Brad Boyes    |

| BLUES            |    |   |   |   |     |     |    |    |   |    | Individual Scoring |   |   |     |     |    |    |                   |    |   |   | WILD |     |     |    |    |  |  |  |  |  |  |
|------------------|----|---|---|---|-----|-----|----|----|---|----|--------------------|---|---|-----|-----|----|----|-------------------|----|---|---|------|-----|-----|----|----|--|--|--|--|--|--|
| Player           | GP | G | A | P | +/- | PIM | PP | SH | Player  | GP | G                  | A | P | +/- | PIM | PP | SH | Player            | GP | G | A | P    | +/- | PIM | PP | SH |  |  |  |  |  |  |
| Brad Boyes       | 4  | 3 | 2 | 5 | 2   | 2   | 1  | 0  | Andrew Brunette                                       | 4  | 2                  | 2 | 4 | -1  | 0   | 1  | 0  | Marek Zidlicky    | 4  | 1 | 2 | 3    | -3  | 6   | 1  | 0  |  |  |  |  |  |  |
| Keith Tkachuk    | 4  | 1 | 3 | 4 | 1   | 6   | 1  | 0  | Marc-Andre Bergeron                                   | 3  | 1                  | 2 | 3 | 0   | 2   | 0  | 0  | Stephane Veilleux | 4  | 2 | 0 | 2    | 1   | 4   | 0  | 0  |  |  |  |  |  |  |
| David Backes     | 4  | 2 | 0 | 2 | 2   | 15  | 1  | 0  | Pierre-Marc Bouchard                                  | 4  | 1                  | 1 | 2 | 1   | 0   | 0  | 0  | Antti Miettinen   | 4  | 1 | 1 | 2    | 3   | 0   | 0  | 0  |  |  |  |  |  |  |
| Roman Polak      | 4  | 1 | 1 | 2 | -1  | 2   | 0  | 0  | Eric Belanger   | 3  | 1                  | 1 | 2 | 2   | 2   | 0  | 0  | Mikko Koivu       | 4  | 0 | 2 | 2    | -2  | 2   | 0  | 0  |  |  |  |  |  |  |
| Patrik Berglund  | 3  | 1 | 1 | 2 | 1   | 0   | 0  | 0  | Nick Schultz  | 4  | 1                  | 0 | 1 | 1   | 0   | 0  | 0  | Kim Johnsson      | 4  | 0 | 1 | 1    | 1   | 2   | 0  | 0  |  |  |  |  |  |  |
| Carlo Colaiacovo | 3  | 0 | 2 | 2 | 1   | 11  | 0  | 0  | James Sheppard  | 4  | 0                  | 1 | 1 | -1  | 0   | 0  | 0  | Martin Skoula     | 4  | 0 | 1 | 1    | 0   | 0   | 0  | 0  |  |  |  |  |  |  |
| Andy McDonald    | 1  | 0 | 2 | 2 | 1   | 0   | 0  | 0  | Owen Nolan  | 3  | 0                  | 1 | 1 | 1   | 0   | 0  | 0  | Eric Reitz        | 3  | 0 | 1 | 1    | 2   | 4   | 0  | 0  |  |  |  |  |  |  |
| T.J. Oshie       | 1  | 0 | 2 | 2 | 0   | 0   | 0  | 0  | John Scott  | 1  | 0                  | 1 | 1 | 1   | 0   | 0  | 0  | Derek Boogaard    | 4  | 0 | 0 | 0    | 0   | 4   | 0  | 0  |  |  |  |  |  |  |
| Jay Mclement     | 4  | 1 | 0 | 1 | -2  | 2   | 0  | 0  | Cal Clutterbuck                                       | 4  | 0                  | 0 | 0 | -1  | 9   | 0  | 0  | Brent Burns       | 3  | 0 | 0 | 0    | 0   | 0   | 0  | 0  |  |  |  |  |  |  |
| David Perron     | 4  | 1 | 0 | 1 | 0   | 0   | 1  | 0  | Benoit Pouliot  | 3  | 0                  | 0 | 0 | -1  | 4   | 0  | 0  | Dan Fritsche      | 1  | 0 | 0 | 0    | 0   | 0   | 0  | 0  |  |  |  |  |  |  |
| Brad Winchester  | 4  | 1 | 0 | 1 | -1  | 4   | 0  | 0  | Marian Gaborik  | 1  | 0                  | 0 | 0 | -2  | 0   | 0  | 0  | Krystofer Kolanos | 1  | 0 | 0 | 0    | 1   | 0   | 0  | 0  |  |  |  |  |  |  |
| Barret Jackman   | 4  | 0 | 1 | 1 | 1   | 2   | 0  | 0  | Peter Olveky  | 1  | 0                  | 0 | 0 | 0   | 0   | 0  | 0  | Craig Weller      | 1  | 0 | 0 | 0    | 0   | 5   | 0  | 0  |  |  |  |  |  |  |
| Jeff Woywitka    | 4  | 0 | 1 | 1 | 1   | 0   | 0  | 0  | Power Play: 2-17 11.8% / Penalty Killing: 11-15 73.3% |    |                    |   |   |     |     |    |    |                   |    |   |   |      |     |     |    |    |  |  |  |  |  |  |
| Alexander Steen  | 3  | 0 | 1 | 1 | -1  | 2   | 0  | 0  |   |    |                    |   |   |     |     |    |    |                   |    |   |   |      |     |     |    |    |  |  |  |  |  |  |
| Eric Brewer      | 2  | 0 | 1 | 1 | -2  | 0   | 0  | 0  |   |    |                    |   |   |     |     |    |    |                   |    |   |   |      |     |     |    |    |  |  |  |  |  |  |
| Cam Janssen      | 2  | 0 | 1 | 1 | 1   | 2   | 0  | 0  |   |    |                    |   |   |     |     |    |    |                   |    |   |   |      |     |     |    |    |  |  |  |  |  |  |
| Steve Regier     | 2  | 0 | 1 | 1 | 0   | 0   | 0  | 0  |   |    |                    |   |   |     |     |    |    |                   |    |   |   |      |     |     |    |    |  |  |  |  |  |  |
| Lee Stempniak    | 1  | 0 | 1 | 1 | 0   | 2   | 0  | 0  |   |    |                    |   |   |     |     |    |    |                   |    |   |   |      |     |     |    |    |  |  |  |  |  |  |
| Brandon Crombeen | 4  | 0 | 0 | 0 | -4  | 7   | 0  | 0  |   |    |                    |   |   |     |     |    |    |                   |    |   |   |      |     |     |    |    |  |  |  |  |  |  |
| Jay McKee        | 3  | 0 | 0 | 0 | -2  | 2   | 0  | 0  |   |    |                    |   |   |     |     |    |    |                   |    |   |   |      |     |     |    |    |  |  |  |  |  |  |
| Yan Stastny      | 3  | 0 | 0 | 0 | -2  | 2   | 0  | 0  |   |    |                    |   |   |     |     |    |    |                   |    |   |   |      |     |     |    |    |  |  |  |  |  |  |
| Dan Hinote       | 2  | 0 | 0 | 0 | -1  | 0   | 0  | 0  |   |    |                    |   |   |     |     |    |    |                   |    |   |   |      |     |     |    |    |  |  |  |  |  |  |
| Cam Paddock      | 2  | 0 | 0 | 0 | -1  | 0   | 0  | 0  |   |    |                    |   |   |     |     |    |    |                   |    |   |   |      |     |     |    |    |  |  |  |  |  |  |
| Tyson Strachan   | 2  | 0 | 0 | 0 | 1   | 0   | 0  | 0  |   |    |                    |   |   |     |     |    |    |                   |    |   |   |      |     |     |    |    |  |  |  |  |  |  |
| Steve Wagner     | 1  | 0 | 0 | 0 | -1  | 0   | 0  | 0  |   |    |                    |   |   |     |     |    |    |                   |    |   |   |      |     |     |    |    |  |  |  |  |  |  |
| Mike Weaver      | 1  | 0 | 0 | 0 | 0   | 0   | 0  | 0  |   |    |                    |   |   |     |     |    |    |                   |    |   |   |      |     |     |    |    |  |  |  |  |  |  |

Power Play: 4-15 26.7% / Penalty Killing: 15-17 88.2%

| BLUES        |    |     |       |    |    |    |      |      |                  |    | Goaltending |       |    |     |    |      |      |              |    |     |       | WILD |    |    |      |       |  |  |  |  |  |  |
|--------------|----|-----|-------|----|----|----|------|------|------------------|----|-------------|-------|----|-----|----|------|------|--------------|----|-----|-------|------|----|----|------|-------|--|--|--|--|--|--|
| Goalie       | GP | Min | WLOT  | GA | SA | SV | GAA  | SV%  | Goalie           | GP | Min         | WLOT  | GA | SA  | SV | GAA  | SV%  | Goalie       | GP | Min | WLOT  | GA   | SA | SV | GAA  | SV%   |  |  |  |  |  |  |
| Chris Mason  | 3  | 178 | 2-1-0 | 7  | 91 | 84 | 2.37 | .923 | Niklas Backstrom | 4  | 217         | 1-3-0 | 9  | 100 | 91 | 2.48 | .910 | Josh Harding | 1  | 20  | 0-0-0 | 0    | 6  | 6  | 0.00 | 1.000 |  |  |  |  |  |  |
| Manny Legace | 1  | 60  | 1-0-0 | 2  | 26 | 24 | 2.01 | .923 |                  |    |             |       |    |     |    |      |      |              |    |     |       |      |    |    |      |       |  |  |  |  |  |  |

| BLUES |     |     |     |    |       | Goals by Period |     |     |     |    |       | WILD |     |     |     |    |       |
|-------|-----|-----|-----|----|-------|-----------------|-----|-----|-----|----|-------|------|-----|-----|-----|----|-------|
|       | 1st | 2nd | 3rd | OT | Total |                 | 1st | 2nd | 3rd | OT | Total |      | 1st | 2nd | 3rd | OT | Total |
| Goals | 3   | 5   | 3   | 0  | 11    | Goals           | 1   | 3   | 6   | 0  | 10    |      |     |     |     |    |       |

| BLUES |     |     |     |    |       | Shots by Period |     |     |     |    |       | WILD |     |     |     |    |       |
|-------|-----|-----|-----|----|-------|-----------------|-----|-----|-----|----|-------|------|-----|-----|-----|----|-------|
|       | 1st | 2nd | 3rd | OT | Total |                 | 1st | 2nd | 3rd | OT | Total |      | 1st | 2nd | 3rd | OT | Total |
| Shots | 38  | 46  | 24  | 0  | 108   | Shots           | 37  | 32  | 49  | 0  | 118   |      |     |     |     |    |       |

\* - Overtime \*\* - Shootout

| All-Time Series vs Minnesota |           |           |           |         |           |           |           |               |                |                |                  |
|------------------------------|-----------|-----------|-----------|---------|-----------|-----------|-----------|---------------|----------------|----------------|------------------|
| Year                         | HOME      | ROAD      | OVERALL   | Year    | HOME      | ROAD      | OVERALL   | Year          | HOME           | ROAD           | OVERALL          |
|                              | W-L-T-OTL | W-L-T-OTL | W-L-T-OTL |         | W-L-T-OTL | W-L-T-OTL | W-L-T-OTL |               | W-L-T-OTL      | W-L-T-OTL      | W-L-T-OTL        |
| 2000-01                      | 2-0-0-0   | 1-0-1-0   | 3-0-1-0   | 2003-04 | 0-0-2-0   | 0-2-0-0   | 0-2-2-0   | 2007-08       | 0-1-1          | 1-0-1          | 1-1-2            |
| 2001-02                      | 0-2-0-0   | 1-0-1-0   | 1-2-1-0   | 2005-06 | 1-1-0     | 0-1-1     | 1-2-1     | 2008-09       | 2-0-0          | 1-1-0          | 3-1-0            |
| 2002-03                      | 1-0-1-0   | 1-1-0-0   | 2-1-1-0   | 2006-07 | 1-1-0     | 0-2-0     | 1-3-0     | <b>TOTALS</b> | <b>7-5-4-0</b> | <b>5-7-4-0</b> | <b>12-12-8-0</b> |

| All-Time Series Facts |                            |                    |       |
|-----------------------|----------------------------|--------------------|-------|
| Shutouts For:         | 4 (2 home, 2 road)         | Overtime Record:   | 3-1-5 |
| Shutouts Against:     | 4 (1 home, 3 road)         | Shutout at Home:   | 1-0-3 |
| Last STL SO:          | March 26, 2003 (1-0 @ MIN) | Shutout on Road:   | 2-1-2 |
| Last MIN SO:          | Dec. 3, 2008 (0-4 @ MIN)   | 2008-09 OT Record: | 0-0   |
|                       |                            | Shutout Record:    | 0-2   |
|                       |                            | Shutout on Home:   | 0-1   |
|                       |                            | Shutout on Road:   | 0-1   |
|                       |                            | 2008-09 SO Record: | 0-0   |

# Blues vs. the NHL

## MONTREAL CANADIENS VS. ST. LOUIS BLUES

Summary: Won-0 Lost-0 OT-1

| at ST LOUIS BLUES |               |   |              |  | at MONTREAL CANADIENS |       |   |      |          |
|-------------------|---------------|---|--------------|--|-----------------------|-------|---|------|----------|
| Date              | Score         | W | Goal         |  | Date                  | Score | W | Goal |          |
| 16 Nov '08 **     | MTL 3 @ STL 2 |   | Alex Kovalev |  |                       |       |   |      | no games |

| Individual Scoring |    |   |   |   |                    |     |    |           |                       |    |   |   |   |     |     |    |    |
|--------------------|----|---|---|---|--------------------|-----|----|-----------|-----------------------|----|---|---|---|-----|-----|----|----|
| BLUES              |    |   |   |   | Individual Scoring |     |    | CANADIENS |                       |    |   |   |   |     |     |    |    |
| Player             | GP | G | A | P | +/-                | PIM | PP | SH        | Player                | GP | G | A | P | +/- | PIM | PP | SH |
| Steve Regier       | 1  | 2 | 0 | 2 | 0                  | 0   | 1  | 0         | Andrei Kostitsyn      | 1  | 1 | 1 | 2 | 2   | 2   | 0  | 0  |
| Cam Janssen        | 1  | 0 | 1 | 1 | 1                  | 2   | 0  | 0         | Robert Lang           | 1  | 1 | 0 | 1 | 1   | 2   | 0  | 0  |
| Cam Paddock        | 1  | 0 | 1 | 1 | 0                  | 0   | 0  | 0         | Steve Begin           | 1  | 0 | 0 | 0 | -1  | 0   | 0  | 0  |
| David Perron       | 1  | 0 | 1 | 1 | 0                  | 4   | 0  | 0         | Francis Bouillon      | 1  | 0 | 0 | 0 | 0   | 2   | 0  | 0  |
| Jeff Woywitka      | 1  | 0 | 1 | 1 | 0                  | 0   | 0  | 0         | Patrice Brisebois     | 1  | 0 | 0 | 0 | 0   | 2   | 0  | 0  |
| David Backes       | 1  | 0 | 0 | 0 | 0                  | 4   | 0  | 0         | Mathieu Dandenault    | 1  | 0 | 0 | 0 | -1  | 0   | 0  | 0  |
| Patrik Berglund    | 1  | 0 | 0 | 0 | -1                 | 0   | 0  | 0         | Josh Gorges           | 1  | 0 | 0 | 0 | 1   | 0   | 0  | 0  |
| Brad Boyes         | 1  | 0 | 0 | 0 | 0                  | 2   | 0  | 0         | Roman Hamrik          | 1  | 0 | 0 | 0 | 0   | 0   | 0  | 0  |
| Eric Brewer        | 1  | 0 | 0 | 0 | -1                 | 2   | 0  | 0         | Christopher Higgins   | 1  | 0 | 0 | 0 | 0   | 2   | 0  | 0  |
| Barret Jackman     | 1  | 0 | 0 | 0 | -1                 | 0   | 0  | 0         | Saku Koivu            | 1  | 0 | 0 | 0 | 0   | 2   | 0  | 0  |
| Jay McClement      | 1  | 0 | 0 | 0 | 0                  | 0   | 0  | 0         | Sergei Kostitsyn      | 1  | 0 | 0 | 0 | 1   | 0   | 0  | 0  |
| Andy McDonald      | 1  | 0 | 0 | 0 | 0                  | 2   | 0  | 0         | Tom Kostopoulos       | 1  | 0 | 0 | 0 | 0   | 0   | 0  | 0  |
| Jay McKee          | 1  | 0 | 0 | 0 | 1                  | 0   | 0  | 0         | Alex Kovalev          | 1  | 0 | 0 | 0 | 0   | 2   | 0  | 0  |
| Roman Polak        | 1  | 0 | 0 | 0 | -2                 | 2   | 0  | 0         | Guillaume Latendresse | 1  | 0 | 0 | 0 | -1  | 0   | 0  | 0  |
| Yan Stastny        | 1  | 0 | 0 | 0 | -1                 | 0   | 0  | 0         | Andrei Markov         | 1  | 0 | 0 | 0 | 1   | 2   | 0  | 0  |
| Lee Stempniak      | 1  | 0 | 0 | 0 | -1                 | 0   | 0  | 0         | Ryan O'Byrne          | 1  | 0 | 0 | 0 | 0   | 0   | 0  | 0  |
| Keith Tkachuk      | 1  | 0 | 0 | 0 | 0                  | 0   | 0  | 0         | Tomas Plekanec        | 1  | 0 | 0 | 0 | 0   | 0   | 0  | 0  |
| Mike Weaver        | 1  | 0 | 0 | 0 | 1                  | 0   | 0  | 0         | Alex Tanguay          | 1  | 0 | 0 | 0 | 1   | 2   | 0  | 0  |

Power Play: 1-9 11.1% / Penalty Killing: 10-10 100.0%

Power Play: 0-10 0.0% / Penalty Killing: 8-9 88.9%

| Goaltending  |    |     |   |   |             |    |    |           |      |      |             |    |     |   |   |    |    |    |    |      |      |
|--------------|----|-----|---|---|-------------|----|----|-----------|------|------|-------------|----|-----|---|---|----|----|----|----|------|------|
| BLUES        |    |     |   |   | Goaltending |    |    | CANADIENS |      |      |             |    |     |   |   |    |    |    |    |      |      |
| Goalie       | GP | Min | W | L | OT          | GA | SA | SV        | GAA  | SV%  | Goalie      | GP | Min | W | L | OT | GA | SA | SV | GAA  | SV%  |
| Manny Legace | 1  | 65  | 0 | 0 | 1           | 2  | 26 | 24        | 1.85 | .923 | Carey Price | 1  | 65  | 1 | 0 | 0  | 2  | 26 | 24 | 1.85 | .923 |

| BLUES           |     |     |    |       |   | CANADIENS       |     |     |    |       |   |
|-----------------|-----|-----|----|-------|---|-----------------|-----|-----|----|-------|---|
| Goals by Period |     |     |    |       |   | Goals by Period |     |     |    |       |   |
| 1st             | 2nd | 3rd | OT | Total |   | 1st             | 2nd | 3rd | OT | Total |   |
| Goals           | 1   | 0   | 1  | 0     | 2 | Goals           | 0   | 1   | 1  | 0     | 2 |

| BLUES           |     |     |    |       |    | CANADIENS       |     |     |    |       |    |
|-----------------|-----|-----|----|-------|----|-----------------|-----|-----|----|-------|----|
| Shots by Period |     |     |    |       |    | Shots by Period |     |     |    |       |    |
| 1st             | 2nd | 3rd | OT | Total |    | 1st             | 2nd | 3rd | OT | Total |    |
| Shots           | 10  | 7   | 7  | 2     | 26 | Shots           | 6   | 12  | 8  | 0     | 26 |

\* - Overtime \*\* - Shootout

| All-Time Series vs Montreal |           |           |           |         |           |           |           |               |                   |                  |                   |  |
|-----------------------------|-----------|-----------|-----------|---------|-----------|-----------|-----------|---------------|-------------------|------------------|-------------------|--|
| Year                        | HOME      | ROAD      | OVERALL   | Year    | HOME      | ROAD      | OVERALL   | Year          | HOME              | ROAD             | OVERALL           |  |
|                             | W-L-T-OTL | W-L-T-OTL | W-L-T-OTL |         | W-L-T-OTL | W-L-T-OTL | W-L-T-OTL |               | W-L-T-OTL         | W-L-T-OTL        | W-L-T-OTL         |  |
| 1967-68                     | 0-1-1     | 0-2-0     | 0-3-1     | 1981-82 | 0-0-1     | 0-2-0     | 0-2-1     | 1995-96       | 1-0-0             | 0-0-1            | 1-0-1             |  |
| 1968-69                     | 0-2-1     | 0-3-0     | 0-5-1     | 1982-83 | 0-1-1     | 0-1-0     | 0-2-1     | 1996-97       | 0-0-1             | 1-0-0            | 1-0-1             |  |
| 1969-70                     | 0-2-1     | 2-0-1     | 2-2-2     | 1983-84 | 0-1-0     | 0-2-0     | 0-3-0     | 1997-98       | 1-0-0             | 0-1-0            | 1-1-0             |  |
| 1970-71                     | 1-0-2     | 0-3-0     | 1-3-2     | 1984-85 | 0-1-1     | 0-1-0     | 0-2-1     | 1998-99       | 0-1-0             | 0-1-0            | 0-2-0             |  |
| 1971-72                     | 1-2-0     | 0-2-1     | 1-4-1     | 1985-86 | 1-0-0     | 1-1-0     | 2-1-0     | 1999-00       | 1-0-0-0           | DNP              | 1-0-0-0           |  |
| 1972-73                     | 0-1-2     | 0-2-2     | 0-3-2     | 1986-87 | 1-1-0     | 0-1-0     | 1-2-0     | 2000-01       | DNP               | 1-0-0-0          | 1-0-0-0           |  |
| 1973-74                     | 1-1-0     | 1-2-0     | 2-3-0     | 1987-88 | 0-1-0     | 1-1-0     | 1-2-0     | 2001-02       | 1-0-0-0           | DNP              | 1-0-0-0           |  |
| 1974-75                     | 1-0-1     | 1-1-0     | 2-1-1     | 1988-89 | 0-2-0     | 0-0-1     | 0-2-1     | 2002-03       | DNP               | 1-0-0-0          | 1-0-0-0           |  |
| 1975-76                     | 0-2-0     | 0-2-0     | 0-4-0     | 1989-90 | 0-0-1     | 0-1-1     | 0-1-2     | 2003-04       | DNP               | 0-1-0-0          | 0-1-0-0           |  |
| 1976-77                     | 1-1-0     | 0-2-0     | 1-3-0     | 1990-91 | 1-1-0     | 1-0-0     | 2-1-0     | 2005-06       | DNP               | DNP              | DNP               |  |
| 1977-78                     | 0-2-0     | 0-2-0     | 0-4-0     | 1991-92 | 0-0-1     | 0-1-1     | 0-1-2     | 2006-07       | 0-1-0             | DNP              | 0-1-0             |  |
| 1978-79                     | 0-2-0     | 0-2-0     | 0-4-0     | 1992-93 | 0-1-0     | 0-1-0     | 0-2-0     | 2007-08       | DNP               | 1-0-0            | 1-0-0             |  |
| 1979-80                     | 1-1-0     | 1-1-0     | 2-2-0     | 1993-94 | 0-1-0     | 0-1-0     | 0-2-0     | 2008-09       | 0-0-1             | DNP              | 0-0-1             |  |
| 1980-81                     | 1-0-1     | 0-1-1     | 1-1-2     | 1994-95 | DNP       | DNP       | DNP       | <b>TOTALS</b> | <b>14-29-16-0</b> | <b>12-41-7-0</b> | <b>26-70-23-0</b> |  |

| All-Time Series Facts |                           |                    |       |                    |     |
|-----------------------|---------------------------|--------------------|-------|--------------------|-----|
| Shutouts For:         | 5 (3 home, 2 road)        | Overtime Record:   | 0-3-8 | Shutout Record:    | 1-1 |
| Shutouts Against:     | 8 (4 home, 4 road)        | Overtime at Home:  | 0-0-4 | Shutout at Home:   | 0-1 |
| Last STL SO:          | Dec. 28, 2001 (3-0 @ STL) | Overtime on Road:  | 0-3-4 | Shutout on Road:   | 1-0 |
| Last MTL SO:          | Mar. 11, 1999 (0-3 @ STL) | 2008-09 OT Record: | 0-0   | 2008-09 SO Record: | 0-1 |



# NASHVILLE PREDATORS VS. ST. LOUIS BLUES

Summary: Won-4 Lost-0 OT-2

## at ST LOUIS BLUES

| Date         | Score         | W Goal           |
|--------------|---------------|------------------|
| 21 Feb '09 * | NSH 1 @ STL 0 | Shea Weber       |
| 08 Dec '08   | NSH 3 @ STL 6 | Brandon Crombeen |
| 10 Oct '08   | NSH 2 @ STL 5 | Brad Boyes       |

## at NASHVILLE PREDATORS

| Date          | Score         | W Goal         |
|---------------|---------------|----------------|
| 19 Feb '09 *  | STL 2 @ NSH 1 | Keith Tkachuk  |
| 12 Feb '09 ** | STL 3 @ NSH 4 | Steve Sullivan |
| 25 Nov '08 ** | STL 1 @ NSH 0 | David Perron   |

| BLUES            |    |   |   |   |     |     |    |    |   |    | Individual Scoring |   |   |     |     |    |    |                |    |   |   | PREDATORS |     |     |    |    |  |  |  |  |  |  |
|------------------|----|---|---|---|-----|-----|----|----|---|----|--------------------|---|---|-----|-----|----|----|----------------|----|---|---|-----------|-----|-----|----|----|--|--|--|--|--|--|
| Player           | GP | G | A | P | +/- | PIM | PP | SH | Player  | GP | G                  | A | P | +/- | PIM | PP | SH | Player         | GP | G | A | P         | +/- | PIM | PP | SH |  |  |  |  |  |  |
| Brad Boyes       | 6  | 2 | 4 | 6 | 3   | 2   | 1  | 0  | Ryan Suter  | 6  | 1                  | 4 | 5 | -1  | 4   | 0  | 0  | Jason Arnott   | 6  | 1 | 2 | 3         | 3   | 2   | 0  | 0  |  |  |  |  |  |  |
| Brandon Crombeen | 5  | 3 | 2 | 5 | 2   | 0   | 0  | 0  | Jean-Pierre Dumont                                    | 6  | 1                  | 2 | 3 | 1   | 2   | 0  | 0  | David Legwand  | 6  | 0 | 3 | 3         | -6  | 6   | 0  | 0  |  |  |  |  |  |  |
| Keith Tkachuk    | 6  | 3 | 1 | 4 | 1   | 12  | 2  | 0  | Kevin Klein   | 4  | 2                  | 0 | 2 | 2   | 2   | 0  | 0  | Joel Ward      | 6  | 1 | 1 | 2         | 0   | 0   | 0  | 0  |  |  |  |  |  |  |
| David Backes     | 6  | 2 | 2 | 4 | 2   | 4   | 1  | 0  | Shea Weber  | 6  | 1                  | 1 | 2 | -1  | 6   | 0  | 0  | Steve Sullivan | 3  | 1 | 1 | 2         | 2   | 2   | 0  | 0  |  |  |  |  |  |  |
| David Perron     | 6  | 1 | 3 | 4 | 0   | 4   | 0  | 0  | Scott Nichol  | 3  | 0                  | 2 | 2 | 2   | 2   | 0  | 0  | Dan Hamhuis    | 6  | 1 | 0 | 1         | -3  | 4   | 1  | 0  |  |  |  |  |  |  |
| Andy McDonald    | 4  | 1 | 3 | 4 | 0   | 0   | 0  | 0  | Antti Pihlstrom                                       | 5  | 1                  | 0 | 1 | -1  | 0   | 1  | 0  | Vernon Fiddler | 5  | 0 | 1 | 1         | -1  | 2   | 0  | 0  |  |  |  |  |  |  |
| Patrik Berglund  | 5  | 1 | 2 | 3 | 1   | 0   | 1  | 0  | Jordin Tootoo   | 5  | 0                  | 1 | 1 | 1   | 4   | 0  | 0  | Ryan Jones     | 2  | 0 | 1 | 1         | -1  | 2   | 0  | 0  |  |  |  |  |  |  |
| Jay McClement    | 6  | 0 | 3 | 3 | 0   | 0   | 0  | 0  | Greg De Vries   | 6  | 0                  | 0 | 0 | 2   | 6   | 0  | 0  | Martin Erat    | 6  | 0 | 0 | 0         | -6  | 6   | 0  | 0  |  |  |  |  |  |  |
| Barret Jackman   | 6  | 1 | 1 | 2 | -3  | 4   | 0  | 0  | Jerred Smithson                                       | 6  | 0                  | 0 | 0 | 0   | 2   | 0  | 0  | Greg Zanon     | 6  | 0 | 0 | 0         | -3  | 4   | 0  | 0  |  |  |  |  |  |  |
| Brad Winchester  | 5  | 1 | 1 | 2 | 2   | 2   | 0  | 0  | Radek Bonk  | 5  | 0                  | 0 | 0 | 0   | 0   | 0  | 0  | Wade Belak     | 4  | 0 | 0 | 0         | 1   | 10  | 0  | 0  |  |  |  |  |  |  |
| Alexander Steen  | 4  | 1 | 1 | 2 | 0   | 0   | 1  | 0  | Ville Koistinen                                       | 2  | 0                  | 0 | 0 | 0   | 0   | 0  | 0  | Rich Peverley  | 2  | 0 | 0 | 0         | 0   | 2   | 0  | 0  |  |  |  |  |  |  |
| Paul Kariya      | 1  | 0 | 2 | 2 | 0   | 0   | 0  | 0  | Patric Hornqvist                                      | 1  | 0                  | 0 | 0 | -1  | 0   | 0  | 0  | Nick Tamasky   | 1  | 0 | 0 | 0         | 0   | 0   | 0  | 0  |  |  |  |  |  |  |
| Carlo Colaiacovo | 4  | 0 | 1 | 1 | 1   | 0   | 0  | 0  | Power Play: 2-20 10.0% / Penalty Killing: 20-26 76.9% |    |                    |   |   |     |     |    |    |                |    |   |   |           |     |     |    |    |  |  |  |  |  |  |
| T.J. Oshie       | 4  | 0 | 1 | 1 | -1  | 0   | 0  | 0  |   |    |                    |   |   |     |     |    |    |                |    |   |   |           |     |     |    |    |  |  |  |  |  |  |
| Chris Porter     | 2  | 0 | 1 | 1 | 0   | 0   | 0  | 0  |   |    |                    |   |   |     |     |    |    |                |    |   |   |           |     |     |    |    |  |  |  |  |  |  |
| Lee Stempniak    | 1  | 0 | 1 | 1 | -1  | 0   | 0  | 0  |   |    |                    |   |   |     |     |    |    |                |    |   |   |           |     |     |    |    |  |  |  |  |  |  |
| Cam Janssen      | 6  | 0 | 0 | 0 | 1   | 14  | 0  | 0  |   |    |                    |   |   |     |     |    |    |                |    |   |   |           |     |     |    |    |  |  |  |  |  |  |
| Jay McKee        | 6  | 0 | 0 | 0 | -1  | 4   | 0  | 0  |   |    |                    |   |   |     |     |    |    |                |    |   |   |           |     |     |    |    |  |  |  |  |  |  |
| Roman Polak      | 5  | 0 | 0 | 0 | 1   | 0   | 0  | 0  |   |    |                    |   |   |     |     |    |    |                |    |   |   |           |     |     |    |    |  |  |  |  |  |  |
| Jeff Woywitka    | 5  | 0 | 0 | 0 | 2   | 0   | 0  | 0  |   |    |                    |   |   |     |     |    |    |                |    |   |   |           |     |     |    |    |  |  |  |  |  |  |
| Eric Brewer      | 3  | 0 | 0 | 0 | 1   | 2   | 0  | 0  |   |    |                    |   |   |     |     |    |    |                |    |   |   |           |     |     |    |    |  |  |  |  |  |  |
| Mike Weaver      | 3  | 0 | 0 | 0 | 0   | 0   | 0  | 0  |   |    |                    |   |   |     |     |    |    |                |    |   |   |           |     |     |    |    |  |  |  |  |  |  |
| Cam Paddock      | 2  | 0 | 0 | 0 | -1  | 0   | 0  | 0  |   |    |                    |   |   |     |     |    |    |                |    |   |   |           |     |     |    |    |  |  |  |  |  |  |
| Yan Stastny      | 2  | 0 | 0 | 0 | -1  | 0   | 0  | 0  |   |    |                    |   |   |     |     |    |    |                |    |   |   |           |     |     |    |    |  |  |  |  |  |  |
| Steve Wagner     | 2  | 0 | 0 | 0 | -1  | 2   | 0  | 0  |   |    |                    |   |   |     |     |    |    |                |    |   |   |           |     |     |    |    |  |  |  |  |  |  |
| Alex Pietrangolo | 1  | 0 | 0 | 0 | 1   | 0   | 0  | 0  |   |    |                    |   |   |     |     |    |    |                |    |   |   |           |     |     |    |    |  |  |  |  |  |  |
| Steve Regier     | 1  | 0 | 0 | 0 | 0   | 0   | 0  | 0  |   |    |                    |   |   |     |     |    |    |                |    |   |   |           |     |     |    |    |  |  |  |  |  |  |
| Tyson Strachan   | 1  | 0 | 0 | 0 | 1   | 0   | 0  | 0  |   |    |                    |   |   |     |     |    |    |                |    |   |   |           |     |     |    |    |  |  |  |  |  |  |

Power Play: 6-26 23.1% / Penalty Killing: 18-20 90.0%

| BLUES        |    |     |       |    |     |     |      |      |     |             | Goaltending |     |       |    |     |     |      |      |     |           |    | PREDATORS |       |    |    |    |      |      |     |  |  |  |
|--------------|----|-----|-------|----|-----|-----|------|------|-----|-------------|-------------|-----|-------|----|-----|-----|------|------|-----|-----------|----|-----------|-------|----|----|----|------|------|-----|--|--|--|
| Goalie       | GP | Min | W     | OT | GA  | SA  | SV   | GAA  | SV% | Goalie      | GP          | Min | W     | OT | GA  | SA  | SV   | GAA  | SV% | Goalie    | GP | Min       | W     | OT | GA | SA | SV   | GAA  | SV% |  |  |  |
| Chris Mason  | 4  | 255 | 2-0-2 | 5  | 132 | 127 | 1.18 | .962 |     | Pekka Rinne | 4           | 249 | 2-1-1 | 10 | 118 | 108 | 2.41 | .915 |     | Dan Ellis | 2  | 125       | 0-1-1 | 5  | 39 | 34 | 2.40 | .872 |     |  |  |  |
| Manny Legace | 2  | 120 | 2-0-0 | 5  | 43  | 38  | 2.51 | .884 |     |             |             |     |       |    |     |     |      |      |     |           |    |           |       |    |    |    |      |      |     |  |  |  |

| BLUES |     |     |     |    |       | Goals by Period |     |     |     |    |       | PREDATORS |     |     |     |    |       |
|-------|-----|-----|-----|----|-------|-----------------|-----|-----|-----|----|-------|-----------|-----|-----|-----|----|-------|
|       | 1st | 2nd | 3rd | OT | Total |                 | 1st | 2nd | 3rd | OT | Total |           | 1st | 2nd | 3rd | OT | Total |
| Goals | 5   | 7   | 3   | 1  | 16    | Goals           | 4   | 3   | 2   | 1  | 10    |           |     |     |     |    |       |

| BLUES |     |     |     |    |       | Shots by Period |     |     |     |    |       | PREDATORS |     |     |     |    |       |
|-------|-----|-----|-----|----|-------|-----------------|-----|-----|-----|----|-------|-----------|-----|-----|-----|----|-------|
|       | 1st | 2nd | 3rd | OT | Total |                 | 1st | 2nd | 3rd | OT | Total |           | 1st | 2nd | 3rd | OT | Total |
| Shots | 49  | 59  | 42  | 8  | 158   | Shots           | 57  | 61  | 45  | 12 | 175   |           |     |     |     |    |       |

\* - Overtime \*\* - Shootout

| All-Time Series vs Nashville |           |           |           |           |           |           |           |               |                  |                  |                   |           |           |           |           |           |           |           |  |
|------------------------------|-----------|-----------|-----------|-----------|-----------|-----------|-----------|---------------|------------------|------------------|-------------------|-----------|-----------|-----------|-----------|-----------|-----------|-----------|--|
| Year                         | HOME      |           |           | ROAD      |           |           | OVERALL   |               |                  | Year             | HOME              |           |           | ROAD      |           |           | OVERALL   |           |  |
|                              | W-L-T-OTL | W-L-T-OTL | W-L-T-OTL | W-L-T-OTL | W-L-T-OTL | W-L-T-OTL | W-L-T-OTL | W-L-T-OTL     | W-L-T-OTL        |                  | W-L-T-OTL         | W-L-T-OTL | W-L-T-OTL | W-L-T-OTL | W-L-T-OTL | W-L-T-OTL | W-L-T-OTL | W-L-T-OTL |  |
| 1998-99                      | 2-1-0     | 2-1-0     | 4-2-0     | 2002-03   | 2-0-0-0   | 1-0-1-1   | 3-0-1-1   | 2007-08       | 2-1-1            | 1-2-1            | 3-3-2             |           |           |           |           |           |           |           |  |
| 1999-00                      | 2-1-0-0   | 2-0-1-0   | 4-1-1-0   | 2003-04   | 2-0-1-0   | 1-2-0-0   | 3-2-1-0   | 2008-09       | 2-0-1            | 2-0-1            | 4-0-2             |           |           |           |           |           |           |           |  |
| 2000-01                      | 1-1-0-0   | 2-1-0-0   | 3-2-0-0   | 2005-06   | 0-4-0     | 0-3-1     | 0-7-1     | <b>TOTALS</b> | <b>17-10-4-0</b> | <b>12-11-8-1</b> | <b>29-21-12-1</b> |           |           |           |           |           |           |           |  |
| 2001-02                      | 3-0-0-0   | 1-0-1-0   | 4-0-1-0   | 2006-07   | 1-2-1     | 0-2-2     | 1-4-3     |               |                  |                  |                   |           |           |           |           |           |           |           |  |

| All-Time Series Facts |                           |  |  |                    |       |  |  |                    |     |  |  |
|-----------------------|---------------------------|--|--|--------------------|-------|--|--|--------------------|-----|--|--|
| Shutouts For:         | 8 (5 home, 3 road)        |  |  | Overtime Record:   | 2-5-3 |  |  | Shutout Record:    | 2-4 |  |  |
| Shutouts Against:     | 3 (3 home, 0 road)        |  |  | Overtime at Home:  | 1-3-1 |  |  | Shutout at Home:   | 0-0 |  |  |
| Last STL SO:          | Nov. 25, 2008 (1-0 @ NSH) |  |  | Overtime on Road:  | 1-2-2 |  |  | Shutout on Road:   | 2-4 |  |  |
| Last NSH SO:          | Feb. 21, 2009 (0-1 @ STL) |  |  | 2008-09 OT Record: | 1-1   |  |  | 2008-09 SO Record: | 1-1 |  |  |

# Blues vs. the NHL

## NEW JERSEY DEVILS VS. ST. LOUIS BLUES

Summary: Won-0 Lost-1 OT-0

| at ST LOUIS BLUES |               |              |      | at NEW JERSEY DEVILS |       |   |          |
|-------------------|---------------|--------------|------|----------------------|-------|---|----------|
| Date              | Score         | W            | Goal | Date                 | Score | W | Goal     |
| 30 Dec '08        | NJD 4 @ STL 3 | Jay Pandolfo |      |                      |       |   | no games |

| Individual Scoring |    |   |   |   |     |     |    |    |                     |    |   |   |   |     |     |    |    |
|--------------------|----|---|---|---|-----|-----|----|----|---------------------|----|---|---|---|-----|-----|----|----|
| Player             | GP | G | A | P | +/- | PIM | PP | SH | Player              | GP | G | A | P | +/- | PIM | PP | SH |
| David Backes       | 1  | 1 | 0 | 1 | -1  | 0   | 0  | 0  | Zach Parise         | 1  | 2 | 0 | 2 | 0   | 2   | 0  | 0  |
| Brad Boyes         | 1  | 1 | 0 | 1 | 2   | 0   | 0  | 0  | Jamie Langenbrunner | 1  | 0 | 2 | 2 | 0   | 0   | 0  | 0  |
| Alexander Steen    | 1  | 1 | 0 | 1 | 0   | 0   | 0  | 0  | Jay Pandolfo        | 1  | 1 | 0 | 1 | 1   | 0   | 0  | 0  |
| Barret Jackman     | 1  | 0 | 1 | 1 | 1   | 0   | 0  | 0  | Brian Rolston       | 1  | 1 | 0 | 1 | 0   | 0   | 0  | 0  |
| T.J. Oshie         | 1  | 0 | 1 | 1 | 0   | 0   | 0  | 0  | David Clarkson      | 1  | 0 | 1 | 1 | 0   | 0   | 0  | 0  |
| David Perron       | 1  | 0 | 1 | 1 | 2   | 0   | 0  | 0  | Bobby Holik         | 1  | 0 | 1 | 1 | 0   | 0   | 0  | 0  |
| Roman Polak        | 1  | 0 | 1 | 1 | 0   | 0   | 0  | 0  | John Madden         | 1  | 0 | 1 | 1 | 1   | 0   | 0  | 0  |
| Jeff Woywitka      | 1  | 0 | 1 | 1 | 0   | 0   | 0  | 0  | Michael Rupp        | 1  | 0 | 1 | 1 | 1   | 0   | 0  | 0  |
| Patrik Berglund    | 1  | 0 | 0 | 1 | 2   | 0   | 0  | 0  | Bryce Salvador      | 1  | 0 | 1 | 1 | 1   | 0   | 0  | 0  |
| Carlo Colaiacovo   | 1  | 0 | 0 | 0 | -2  | 0   | 0  | 0  | Patrik Elias        | 1  | 0 | 0 | 0 | 0   | 0   | 0  | 0  |
| Brandon Crombeen   | 1  | 0 | 0 | 0 | 0   | 0   | 0  | 0  | Brian Gionta        | 1  | 0 | 0 | 0 | 0   | 0   | 0  | 0  |
| Dan Hinote         | 1  | 0 | 0 | 0 | -1  | 0   | 0  | 0  | Andy Greene         | 1  | 0 | 0 | 0 | -1  | 0   | 0  | 0  |
| Cam Janssen        | 1  | 0 | 0 | 0 | -1  | 0   | 0  | 0  | Jay Leach           | 1  | 0 | 0 | 0 | -1  | 0   | 0  | 0  |
| Jay McClement      | 1  | 0 | 0 | 0 | -1  | 0   | 0  | 0  | Paul Martin         | 1  | 0 | 0 | 0 | 2   | 0   | 0  | 0  |
| Tyson Strachan     | 1  | 0 | 0 | 0 | -1  | 0   | 0  | 0  | Mike Mottau         | 1  | 0 | 0 | 0 | 0   | 0   | 0  | 0  |
| Keith Tkachuk      | 1  | 0 | 0 | 0 | -1  | 0   | 0  | 0  | David Johnny Oduya  | 1  | 0 | 0 | 0 | 1   | 0   | 0  | 0  |
| Mike Weaver        | 1  | 0 | 0 | 0 | 0   | 0   | 0  | 0  | Travis Zajac        | 1  | 0 | 0 | 0 | 0   | 0   | 0  | 0  |
| Brad Winchester    | 1  | 0 | 0 | 0 | -1  | 0   | 0  | 0  | Dainius Zubrus      | 1  | 0 | 0 | 0 | 0   | 0   | 0  | 0  |

Power Play: 0-1 0.0% / Penalty Killing: 3-3 100.0%

Power Play: 0-3 0.0% / Penalty Killing: 1-1 100.0%

| Goaltending  |    |     |       |    |    |    |      |      |                  |    |     |       |    |    |    |      |      |
|--------------|----|-----|-------|----|----|----|------|------|------------------|----|-----|-------|----|----|----|------|------|
| Goalie       | GP | Min | WLOT  | GA | SA | SV | GAA  | SV%  | Goalie           | GP | Min | WLOT  | GA | SA | SV | GAA  | SV%  |
| Manny Legace | 1  | 58  | 0-1-0 | 4  | 26 | 22 | 4.16 | .846 | Scott Clemmensen | 1  | 60  | 1-0-0 | 3  | 31 | 28 | 3.00 | .903 |

| Blues Goals by Period |     |     |    |       |       | Devils Goals by Period |     |     |    |       |       |
|-----------------------|-----|-----|----|-------|-------|------------------------|-----|-----|----|-------|-------|
| 1st                   | 2nd | 3rd | OT | Total | Goals | 1st                    | 2nd | 3rd | OT | Total | Goals |
| 2                     | 0   | 1   | 0  | 3     | 1     | 1                      | 2   | 0   | 0  | 4     |       |

| Blues Shots by Period |     |     |    |       |       | Devils Shots by Period |     |     |    |       |       |
|-----------------------|-----|-----|----|-------|-------|------------------------|-----|-----|----|-------|-------|
| 1st                   | 2nd | 3rd | OT | Total | Shots | 1st                    | 2nd | 3rd | OT | Total | Shots |
| 10                    | 10  | 11  | 0  | 31    | 8     | 8                      | 10  | 0   | 0  | 26    |       |

\* - Overtime \*\* - Shootout

### All-Time Series vs New Jersey

| Year    | HOME W-L-T-OTL | ROAD W-L-T-OTL | OVERALL W-L-T-OTL | Year    | HOME W-L-T-OTL | ROAD W-L-T-OTL | OVERALL W-L-T-OTL | Year  | HOME W-L-T-OTL   | ROAD W-L-T-OTL   | OVERALL W-L-T-OTL |
|---------|----------------|----------------|-------------------|---------|----------------|----------------|-------------------|---|------------------|------------------|-------------------|
| 1974-75 | 3-0-0          | 2-1-0          | 5-1-0             | 1987-88 | 0-1-0          | 0-2-0          | 0-3-0             | 2000-01   | 1-0-0-0          | DNP              | 1-0-0-0           |
| 1975-76 | 2-0-1          | 1-1-1          | 3-1-2             | 1988-89 | 1-1-0          | 0-1-0          | 1-2-0             | 2001-02   | DNP              | 0-1-0-0          | 0-1-0-0           |
| 1976-77 | 2-1-0          | 2-0-1          | 4-1-1             | 1989-90 | 1-0-0          | 0-2-0          | 1-2-0             | 2002-03   | 0-0-0-1          | 0-1-0-0          | 0-1-0-1           |
| 1977-78 | 2-0-1          | 2-1-0          | 4-1-1             | 1990-91 | 1-1-0          | 1-0-0          | 2-1-0             | 2003-04   | 0-1-0-0          | DNP              | 0-1-0-0           |
| 1978-79 | 2-2-0          | 0-2-2          | 2-4-2             | 1991-92 | 1-0-0          | 0-2-0          | 1-2-0             | 2005-06   | 0-1-0            | DNP              | 0-1-0             |
| 1979-80 | 1-0-1          | 1-0-1          | 2-0-2             | 1992-93 | 0-0-1          | 0-1-0          | 0-1-1             | 2006-07   | DNP              | 1-0-0            | 1-0-0             |
| 1980-81 | 2-0-0          | 1-1-0          | 3-1-0             | 1993-94 | 0-0-1          | 0-1-0          | 0-1-1             | 2007-08   | DNP              | DNP              | DNP               |
| 1981-82 | 1-0-0          | 1-1-0          | 2-1-0             | 1994-95 | DNP            | DNP            | DNP               | 2008-09   | 0-1-0            | DNP              | 0-1-0             |
| 1982-83 | 2-0-0          | 0-0-1          | 2-0-1             | 1995-96 | 0-0-1          | 0-1-0          | 0-1-1             | <b>TOTALS</b>   | <b>27-13-7-1</b> | <b>18-22-7-0</b> | <b>45-35-14-1</b> |
| 1983-84 | 1-0-0          | 2-0-0          | 3-0-0             | 1996-97 | 0-1-0          | 1-0-0          | 1-1-0             | *New Jersey played as the Colorado Rockies until the 1982-83 season.  |                  |                  |                   |
| 1984-85 | 2-0-0          | 0-0-1          | 2-0-1             | 1997-98 | 0-0-1          | 1-0-0          | 1-0-1             | **Colorado played as the Kansas City Scouts until the 1976-77 season. |                  |                  |                   |
| 1985-86 | 1-0-0          | 1-1-0          | 2-1-0             | 1998-99 | 0-1-0          | 0-1-0          | 0-2-0             |   |                  |                  |                   |
| 1986-87 | 0-2-0          | 1-0-0          | 1-2-0             | 1999-00 | 1-0-0-0        | 0-1-0-0        | 1-1-0-0           |   |                  |                  |                   |

### All-Time Series Facts

|                   |                           |                    |       |                    |     |
|-------------------|---------------------------|--------------------|-------|--------------------|-----|
| Shutouts For:     | 3 (2 home, 1 road)        | Overtime Record:   | 4-2-5 | Shutout Record:    | 0-0 |
| Shutouts Against: | 3 (2 home, 1 road)        | Overtime at Home:  | 2-2-4 | Shutout at Home:   | 0-0 |
| Last STL SO:      | Feb. 10, 1990 (7-0 @ STL) | Overtime on Road:  | 2-0-1 | Shutout on Road:   | 0-0 |
| Last NJ SO:       | Dec. 10, 2002 (0-2 @ NJ)  | 2008-09 OT Record: | 0-0   | 2008-09 SO Record: | 0-0 |



# NEW YORK ISLANDERS VS. ST. LOUIS BLUES

Summary: Won-0 Lost-1 OT-0

| at ST LOUIS BLUES |          |   |        |   |     |     |    |    |                 | at NEW YORK ISLANDERS |            |                               |        |     |     |    |    |  |  |  |  |
|-------------------|----------|---|--------|---|-----|-----|----|----|-----------------|-----------------------|------------|-------------------------------|--------|-----|-----|----|----|--|--|--|--|
| Date              | Score    |   | W Goal |   |     |     |    |    |                 | Date                  | Score      |                               | W Goal |     |     |    |    |  |  |  |  |
|                   | no games |   |        |   |     |     |    |    |                 |                       | 11 Oct '08 | STL 2 @ NYI 5 Sean Bergenheim |        |     |     |    |    |  |  |  |  |
| BLUES             |          |   |        |   |     |     |    |    |                 | ISLANDERS             |            |                               |        |     |     |    |    |  |  |  |  |
| Player            | GP       | G | A      | P | +/- | PIM | PP | SH | Player          | GP                    | G          | A                             | P      | +/- | PIM | PP | SH |  |  |  |  |
| Paul Kariya       | 1        | 0 | 2      | 2 | -2  | 0   | 0  | 0  | Andy Hilbert    | 1                     | 1          | 1                             | 2      | 2   | 0   | 0  | 1  |  |  |  |  |
| Andy McDonald     | 1        | 0 | 2      | 2 | -2  | 0   | 0  | 0  | Bruno Gervais   | 1                     | 0          | 2                             | 2      | 1   | 0   | 0  | 0  |  |  |  |  |
| Brad Boyes        | 1        | 1 | 0      | 1 | -2  | 0   | 0  | 0  | Doug Weight     | 1                     | 0          | 2                             | 2      | 1   | 0   | 0  | 0  |  |  |  |  |
| Keith Tkachuk     | 1        | 1 | 0      | 1 | -2  | 2   | 1  | 0  | Sean Bergenheim | 1                     | 1          | 0                             | 1      | 1   | 0   | 0  | 0  |  |  |  |  |
| David Backes      | 1        | 0 | 0      | 0 | 0   | 0   | 0  | 0  | Mike Corrie     | 1                     | 1          | 0                             | 1      | 0   | 0   | 0  | 0  |  |  |  |  |
| Patrik Berglund   | 1        | 0 | 0      | 0 | 0   | 0   | 0  | 0  | Bill Guerin     | 1                     | 1          | 0                             | 1      | 1   | 4   | 0  | 0  |  |  |  |  |
| Eric Brewer       | 1        | 0 | 0      | 0 | -2  | 2   | 0  | 0  | Trent Hunter    | 1                     | 1          | 0                             | 1      | 0   | 0   | 1  | 0  |  |  |  |  |
| Barret Jackman    | 1        | 0 | 0      | 0 | -1  | 2   | 0  | 0  | Kyle Okposo     | 1                     | 0          | 1                             | 1      | 0   | 0   | 0  | 0  |  |  |  |  |
| Cam Janssen       | 1        | 0 | 0      | 0 | -1  | 0   | 0  | 0  | Richard Park    | 1                     | 0          | 1                             | 1      | 0   | 0   | 0  | 0  |  |  |  |  |
| Jay McClement     | 1        | 0 | 0      | 0 | -1  | 0   | 0  | 0  | Mark Streit     | 1                     | 0          | 1                             | 1      | 2   | 0   | 0  | 0  |  |  |  |  |
| Jay McKee         | 1        | 0 | 0      | 0 | 0   | 0   | 0  | 0  | Radek Martinek  | 1                     | 0          | 0                             | 0      | 1   | 0   | 0  | 0  |  |  |  |  |
| T.J. Oshie        | 1        | 0 | 0      | 0 | -1  | 0   | 0  | 0  | Freddy Meyer    | 1                     | 0          | 0                             | 0      | 0   | 0   | 0  | 0  |  |  |  |  |
| David Perron      | 1        | 0 | 0      | 0 | 0   | 0   | 0  | 0  | Frans Nielsen   | 1                     | 0          | 0                             | 0      | 0   | 0   | 0  | 0  |  |  |  |  |
| Alex Pietrangolo  | 1        | 0 | 0      | 0 | -1  | 0   | 0  | 0  | Thomas Pöck     | 1                     | 0          | 0                             | 0      | 0   | 0   | 0  | 0  |  |  |  |  |
| Roman Polak       | 1        | 0 | 0      | 0 | 0   | 0   | 0  | 0  | Jon Sim         | 1                     | 0          | 0                             | 0      | 1   | 2   | 0  | 0  |  |  |  |  |
| Chris Porter      | 1        | 0 | 0      | 0 | -1  | 0   | 0  | 0  | Jeff Tambellini | 1                     | 0          | 0                             | 0      | 0   | 0   | 0  | 0  |  |  |  |  |
| Steve Wagner      | 1        | 0 | 0      | 0 | 1   | 2   | 0  | 0  | Nate Thompson   | 1                     | 0          | 0                             | 0      | 2   | 0   | 0  | 0  |  |  |  |  |
| Mike Weaver       | 1        | 0 | 0      | 0 | -1  | 0   | 0  | 0  | Brendan Witt    | 1                     | 0          | 0                             | 0      | 2   | 0   | 0  | 0  |  |  |  |  |

Power Play: 1-3 33.3% / Penalty Killing: 3-4 75.0%

Power Play: 1-4 25.0% / Penalty Killing: 2-3 66.7%

| BLUES           |     |     |       |       |     |       |      |      |                | ISLANDERS       |     |       |    |    |    |      |      |  |  |
|-----------------|-----|-----|-------|-------|-----|-------|------|------|----------------|-----------------|-----|-------|----|----|----|------|------|--|--|
| Goalie          | GP  | Min | WLOT  | GA    | SA  | SV    | GAA  | SV%  | Goalie         | GP              | Min | WLOT  | GA | SA | SV | GAA  | SV%  |  |  |
| Chris Mason     | 1   | 59  | 0-1-0 | 4     | 33  | 29    | 4.04 | .879 | Joey MacDonald | 1               | 60  | 1-0-0 | 2  | 26 | 24 | 2.00 | .923 |  |  |
| Goals by Period |     |     |       |       |     |       |      |      |                | Goals by Period |     |       |    |    |    |      |      |  |  |
| 1st             | 2nd | 3rd | OT    | Total | 1st | 2nd   | 3rd  | OT   | Total          |                 |     |       |    |    |    |      |      |  |  |
| Goals           | 1   | 0   | 1     | 0     | 2   | Goals | 4    | 0    | 1              | 0               | 5   |       |    |    |    |      |      |  |  |
| Shots by Period |     |     |       |       |     |       |      |      |                | Shots by Period |     |       |    |    |    |      |      |  |  |
| 1st             | 2nd | 3rd | OT    | Total | 1st | 2nd   | 3rd  | OT   | Total          |                 |     |       |    |    |    |      |      |  |  |
| Shots           | 6   | 6   | 14    | 0     | 26  | Shots | 15   | 9    | 10             | 0               | 34  |       |    |    |    |      |      |  |  |

\* - Overtime \*\* - Shootout

### All-Time Series vs New York

| Year    | HOME W-L-T-OTL | ROAD W-L-T-OTL | OVERALL W-L-T-OTL | Year    | HOME W-L-T-OTL | ROAD W-L-T-OTL | OVERALL W-L-T-OTL | Year  | HOME W-L-T-OTL   | ROAD W-L-T-OTL    | OVERALL W-L-T-OTL |
|---------|----------------|----------------|-------------------|---------|----------------|----------------|-------------------|---|------------------|-------------------|-------------------|
| 1972-73 | 2-0-0          | 1-1-1          | 3-1-1             | 1986-87 | 1-1-0          | 0-0-1          | 1-1-1             | 1999-00   | DNP              | 1-0-0-0           | 1-0-0-0           |
| 1973-74 | 1-1-1          | 1-1-0          | 2-2-1             | 1987-88 | 0-1-0          | 0-1-1          | 0-2-1             | 2000-01   | 0-0-0-1          | DNP               | 0-0-0-1           |
| 1974-75 | 2-0-0          | 0-2-1          | 2-2-1             | 1988-89 | 2-0-0          | 0-1-0          | 2-1-0             | 2001-02   | DNP              | 0-1-0-0           | 0-1-0-0           |
| 1975-76 | 0-2-1          | 0-2-0          | 0-4-1             | 1989-90 | 1-0-0          | 1-1-0          | 2-1-0             | 2002-03   | 0-0-0-1          | 1-0-0-0           | 1-0-0-1           |
| 1976-77 | 1-0-1          | 0-3-0          | 1-3-1             | 1990-91 | 2-0-0          | 1-0-0          | 3-0-0             | 2003-04   | 1-0-0-0          | 1-0-0-0           | 2-0-0-0           |
| 1977-78 | 0-3-0          | 0-1-1          | 0-4-1             | 1991-92 | 1-0-0          | 1-0-1          | 2-0-1             | 2005-06   | 0-1-0            | DNP               | 0-1-0             |
| 1978-79 | 0-0-2          | 0-3-0          | 0-3-2             | 1992-93 | 1-1-0*         | 1-0-0          | 2-1-0             | 2006-07   | DNP              | 1-0-0             | 1-0-0             |
| 1980-81 | 0-2-0          | 0-0-2          | 0-2-2             | 1993-94 | 0-0-1          | 0-1-0          | 0-1-1             | 2007-08   | DNP              | DNP               | DNP               |
| 1981-82 | 0-1-0          | 0-1-1          | 0-2-1             | 1994-95 | DNP            | DNP            | DNP               | 2008-09   | DNP              | 0-1-0             | 0-1-0             |
| 1982-83 | 1-1-0          | 0-1-0          | 1-2-0             | 1995-96 | 1-0-0          | 1-0-0          | 2-0-0             | <b>TOTALS</b>   | <b>17-18-9-2</b> | <b>14-24-11-0</b> | <b>31-42-20-2</b> |
| 1983-84 | 0-0-1          | 1-1-0          | 1-1-1             | 1996-97 | 0-0-1          | 1-0-0          | 1-0-1             | * Neutral site game in Dallas, TX on 12-15-1992 is credited as a Blues home game. (L) |                  |                   |                   |
| 1984-85 | 0-2-0          | 0-1-0          | 0-3-0             | 1997-98 | 0-0-1          | 0-1-0          | 0-1-1             |   |                  |                   |                   |
| 1985-86 | 0-1-0          | 1-0-1          | 1-1-1             | 1998-99 | 0-1-0          | 0-0-1          | 0-1-1             |   |                  |                   |                   |

### All-Time Series Facts

|                   |                           |                    |       |                    |     |
|-------------------|---------------------------|--------------------|-------|--------------------|-----|
| Shutouts For:     | 6 (5 home, 1 road)        | Overtime Record:   | 2-3-9 | Shutout Record:    | 0-0 |
| Shutouts Against: | 5 (2 home, 3 road)        | Overtime at Home:  | 1-3-4 | Shutout at Home:   | 0-0 |
| Last STL SO:      | Mar. 28, 1991 (3-0 @ STL) | Overtime on Road:  | 1-0-5 | Shutout on Road:   | 0-0 |
| Last NYI SO:      | Oct. 17, 1998 (0-1 @ STL) | 2008-09 OT Record: | 0-0   | 2008-09 SO Record: | 0-0 |

# Blues vs. the NHL

## NEW YORK RANGERS VS. ST. LOUIS BLUES

Summary: Won-1 Lost-0 OT-0

| at ST LOUIS BLUES  |               |                  |   |   | at NEW YORK RANGERS |       |          |    |                  |    |   |   |   |     |     |    |    |
|--------------------|---------------|------------------|---|---|---------------------|-------|----------|----|------------------|----|---|---|---|-----|-----|----|----|
| Date               | Score         | W Goal           |   |   | Date                | Score | W Goal   |    |                  |    |   |   |   |     |     |    |    |
| 16 Feb '09         | NYR 1 @ STL 2 | Brandon Crombeen |   |   |                     |       | no games |    |                  |    |   |   |   |     |     |    |    |
| Individual Scoring |               |                  |   |   |                     |       |          |    |                  |    |   |   |   |     |     |    |    |
| BLUES              |               |                  |   |   | RANGERS             |       |          |    |                  |    |   |   |   |     |     |    |    |
| Player             | GP            | G                | A | P | +/-                 | PIM   | PP       | SH | Player           | GP | G | A | P | +/- | PIM | PP | SH |
| Carlo Colaiacovo   | 1             | 1                | 0 | 1 | 1                   | 2     | 0        | 0  | Lauri Koprikoski | 1  | 1 | 0 | 1 | 0   | 0   | 0  | 0  |
| Brandon Crombeen   | 1             | 1                | 0 | 1 | 1                   | 2     | 0        | 0  | Ryan Callahan    | 1  | 0 | 1 | 1 | 1   | 0   | 0  | 0  |
| Barret Jackman     | 1             | 0                | 1 | 1 | 2                   | 0     | 0        | 0  | Scott Gomez      | 1  | 0 | 1 | 1 | 0   | 0   | 0  | 0  |
| Jay McClement      | 1             | 0                | 1 | 1 | 1                   | 0     | 0        | 0  | Blair Betts      | 1  | 0 | 0 | 0 | 0   | 0   | 0  | 0  |
| Andy McDonald      | 1             | 0                | 1 | 1 | 0                   | 0     | 0        | 0  | Chris Drury      | 1  | 0 | 0 | 0 | -1  | 0   | 0  | 0  |
| David Backes       | 1             | 0                | 0 | 0 | 0                   | 0     | 0        | 0  | Brandon Dubinsky | 1  | 0 | 0 | 0 | -1  | 0   | 0  | 0  |
| Patrik Berglund    | 1             | 0                | 0 | 0 | 0                   | 0     | 0        | 0  | Daniel Girardi   | 1  | 0 | 0 | 0 | 0   | 0   | 0  | 0  |
| Brad Boyes         | 1             | 0                | 0 | 0 | 0                   | 0     | 0        | 0  | Dmitri Kalinin   | 1  | 0 | 0 | 0 | 0   | 0   | 0  | 0  |
| Cam Janssen        | 1             | 0                | 0 | 0 | 0                   | 5     | 0        | 0  | Markus Naslund   | 1  | 0 | 0 | 0 | -1  | 4   | 0  | 0  |
| T.J. Oshie         | 1             | 0                | 0 | 0 | 0                   | 0     | 0        | 0  | Colton Orr       | 1  | 0 | 0 | 0 | 0   | 5   | 0  | 0  |
| David Perron       | 1             | 0                | 0 | 0 | 0                   | 0     | 0        | 0  | Petr Prucha      | 1  | 0 | 0 | 0 | 0   | 0   | 0  | 0  |
| Alexander Steen    | 1             | 0                | 0 | 0 | 1                   | 0     | 0        | 0  | Wade Redden      | 1  | 0 | 0 | 0 | 0   | 0   | 0  | 0  |
| Tyson Strachan     | 1             | 0                | 0 | 0 | 0                   | 5     | 0        | 0  | Erik Reitz       | 1  | 0 | 0 | 0 | 0   | 2   | 0  | 0  |
| Keith Kachuk       | 1             | 0                | 0 | 0 | 0                   | 0     | 0        | 0  | Michal Rozsival  | 1  | 0 | 0 | 0 | -1  | 0   | 0  | 0  |
| Steve Wagner       | 1             | 0                | 0 | 0 | -1                  | 0     | 0        | 0  | Fredrik Sjostrom | 1  | 0 | 0 | 0 | 0   | 0   | 0  | 0  |
| Mike Weaver        | 1             | 0                | 0 | 0 | 1                   | 2     | 0        | 0  | Marc Staal       | 1  | 0 | 0 | 0 | -1  | 0   | 0  | 0  |
| Brad Winchester    | 1             | 0                | 0 | 0 | 0                   | 0     | 0        | 0  | Aaron Voros      | 1  | 0 | 0 | 0 | 0   | 5   | 0  | 0  |
| Jeff Woywitka      | 1             | 0                | 0 | 0 | -1                  | 0     | 0        | 0  | Nikolai Zherdev  | 1  | 0 | 0 | 0 | -1  | 0   | 0  | 0  |

Power Play: 0-3 0.0% / Penalty Killing: 3-3 100.0%

Power Play: 0-3 0.0% / Penalty Killing: 3-3 100.0%

| Goaltending     |     |     |       |    |         |       |      |      |                  |    |       |       |    |    |    |      |      |
|-----------------|-----|-----|-------|----|---------|-------|------|------|------------------|----|-------|-------|----|----|----|------|------|
| BLUES           |     |     |       |    | RANGERS |       |      |      |                  |    |       |       |    |    |    |      |      |
| Goalie          | GP  | Min | WLOT  | GA | SA      | SV    | GAA  | SV%  | Goalie           | GP | Min   | WLOT  | GA | SA | SV | GAA  | SV%  |
| Chris Mason     | 1   | 60  | 1-0-0 | 1  | 20      | 19    | 1.00 | .950 | Henrik Lundqvist | 1  | 59    | 0-1-0 | 2  | 33 | 31 | 2.04 | .939 |
| Goals by Period |     |     |       |    |         |       |      |      |                  |    |       |       |    |    |    |      |      |
| BLUES           |     |     |       |    | RANGERS |       |      |      |                  |    |       |       |    |    |    |      |      |
| Goals           | 1st | 2nd | 3rd   | OT | Total   | Goals | 1st  | 2nd  | 3rd              | OT | Total |       |    |    |    |      |      |
|                 | 0   | 1   | 1     | 0  | 2       |       | 0    | 1    | 0                | 0  | 1     |       |    |    |    |      |      |
| Shots by Period |     |     |       |    |         |       |      |      |                  |    |       |       |    |    |    |      |      |
| BLUES           |     |     |       |    | RANGERS |       |      |      |                  |    |       |       |    |    |    |      |      |
| Shots           | 1st | 2nd | 3rd   | OT | Total   | Shots | 1st  | 2nd  | 3rd              | OT | Total |       |    |    |    |      |      |
|                 | 6   | 13  | 14    | 0  | 33      |       | 7    | 9    | 4                | 0  | 20    |       |    |    |    |      |      |

\* - Overtime \*\* - Shootout

| All-Time Series vs New York |           |           |           |           |           |           |           |               |                   |                  |                   |           |           |           |           |           |           |           |  |
|-----------------------------|-----------|-----------|-----------|-----------|-----------|-----------|-----------|---------------|-------------------|------------------|-------------------|-----------|-----------|-----------|-----------|-----------|-----------|-----------|--|
| Year                        | HOME      |           |           | ROAD      |           |           | OVERALL   |               |                   | Year             | HOME              |           |           | ROAD      |           |           | OVERALL   |           |  |
|                             | W-L-T-OTL | W-L-T-OTL | W-L-T-OTL | W-L-T-OTL | W-L-T-OTL | W-L-T-OTL | W-L-T-OTL | W-L-T-OTL     | W-L-T-OTL         |                  | W-L-T-OTL         | W-L-T-OTL | W-L-T-OTL | W-L-T-OTL | W-L-T-OTL | W-L-T-OTL | W-L-T-OTL | W-L-T-OTL |  |
| 1967-68                     | 1-1-0     | 0-2-0     | 1-3-0     | 1981-82   | 0-0-1     | 0-2-0     | 0-2-1     | 1995-96       | 0-0-1             | 0-0-1            | 0-0-2             |           |           |           |           |           |           |           |  |
| 1968-69                     | 0-1-2     | 1-2-0     | 1-3-2     | 1982-83   | 0-1-1     | 0-1-0     | 0-2-1     | 1996-97       | 1-0-0             | 0-1-0            | 1-1-0             |           |           |           |           |           |           |           |  |
| 1969-70                     | 2-1-0     | 0-3-0     | 2-4-0     | 1983-84   | 1-0-0     | 0-2-0     | 1-2-0     | 1997-98       | 1-0-0             | 0-1-0            | 1-1-0             |           |           |           |           |           |           |           |  |
| 1970-71                     | 2-1-0     | 0-2-1     | 2-3-1     | 1984-85   | 0-1-1     | 0-1-0     | 0-2-1     | 1998-99       | 0-1-0             | 1-0-0            | 1-1-0             |           |           |           |           |           |           |           |  |
| 1971-72                     | 1-2-0     | 0-3-0     | 1-5-0     | 1985-86   | 1-0-0     | 0-1-1     | 1-1-1     | 1999-00       | 0-1-0-0           | 1-0-0-0          | 1-1-0-0           |           |           |           |           |           |           |           |  |
| 1972-73                     | 0-3-0     | 0-2-0     | 0-5-0     | 1986-87   | 2-0-0     | 0-1-0     | 2-1-0     | 2000-01       | DNP               | 1-0-0-0          | 1-0-0-0           |           |           |           |           |           |           |           |  |
| 1973-74                     | 1-0-1     | 0-3-0     | 1-3-1     | 1987-88   | 0-1-0     | 0-2-0     | 0-3-0     | 2001-02       | 1-0-0-0           | DNP              | 1-0-0-0           |           |           |           |           |           |           |           |  |
| 1974-75                     | 1-1-0     | 0-2-1     | 1-3-1     | 1988-89   | 0-2-0     | 0-1-0     | 0-3-0     | 2002-03       | 0-0-1-0           | 1-0-0-0          | 1-0-1-0           |           |           |           |           |           |           |           |  |
| 1975-76                     | 2-1-0     | 0-2-0     | 2-3-0     | 1989-90   | 1-0-0     | 1-0-1     | 2-0-1     | 2003-04       | 1-0-0-0           | DNP              | 1-0-0-0           |           |           |           |           |           |           |           |  |
| 1976-77                     | 2-0-0     | 0-2-1     | 2-2-1     | 1990-91   | 0-1-1     | 1-0-0     | 1-1-1     | 2005-06       | 0-0-1             | DNP              | 0-0-1             |           |           |           |           |           |           |           |  |
| 1977-78                     | 0-2-1     | 0-2-0     | 0-4-1     | 1991-92   | 0-2-0     | 1-0-0     | 1-2-0     | 2006-07       | DNP               | 0-0-1            | 0-0-1             |           |           |           |           |           |           |           |  |
| 1978-79                     | 2-1-0     | 0-2-0     | 2-3-0     | 1992-93   | 0-1-0     | 0-1-0     | 0-2-0     | 2007-08       | DNP               | DNP              | DNP               |           |           |           |           |           |           |           |  |
| 1979-80                     | 0-2-0     | 0-2-0     | 0-4-0     | 1993-94   | 0-1-0     | 0-1-0     | 0-2-0     | 2008-09       | 1-0-0             | DNP              | 1-0-0             |           |           |           |           |           |           |           |  |
| 1980-81                     | 2-0-0     | 2-0-0     | 4-0-0     | 1994-95   | DNP       | DNP       | DNP       | <b>TOTALS</b> | <b>26-28-11-0</b> | <b>10-44-7-0</b> | <b>36-72-18-0</b> |           |           |           |           |           |           |           |  |

| All-Time Series Facts |                          |                    |       |                    |     |
|-----------------------|--------------------------|--------------------|-------|--------------------|-----|
| Shutouts For:         | None                     | Overtime Record:   | 0-3-6 | Shutout Record:    | 0-1 |
| Shutouts Against:     | 11 (7 home, 4 road)      | Overtime at Home:  | 0-3-3 | Shutout at Home:   | 0-0 |
| Last STL SO:          | None                     | Overtime on Road:  | 0-0-3 | Shutout on Road:   | 0-1 |
| Last NYR SO:          | Jan. 2, 1999 (0-1 @ STL) | 2008-09 OT Record: | 0-0   | 2008-09 SO Record: | 0-0 |

# OTTAWA SENATORS VS. ST. LOUIS BLUES

Summary: Won-0 Lost-1 OT-0

| at ST LOUIS BLUES |               |             |   |   |     | at OTTAWA SENATORS |       |          |                   |    |          |   |   |     |     |    |    |  |  |  |  |
|-------------------|---------------|-------------|---|---|-----|--------------------|-------|----------|-------------------|----|----------|---|---|-----|-----|----|----|--|--|--|--|
| Date              | Score         | W Goal      |   |   |     | Date               | Score | W Goal   |                   |    |          |   |   |     |     |    |    |  |  |  |  |
| 29 Jan '09        | OTT 3 @ STL 1 | Peter Regin |   |   |     |                    |       | no games |                   |    |          |   |   |     |     |    |    |  |  |  |  |
| BLUES             |               |             |   |   |     |                    |       |          |                   |    | SENATORS |   |   |     |     |    |    |  |  |  |  |
| Player            | GP            | G           | A | P | +/- | PIM                | PP    | SH       | Player            | GP | G        | A | P | +/- | PIM | PP | SH |  |  |  |  |
| Brad Winchester   | 1             | 1           | 0 | 1 | 0   | 0                  | 0     | 0        | Mike Fisher       | 1  | 2        | 0 | 2 | 2   | 0   | 0  | 1  |  |  |  |  |
| David Backes      | 1             | 0           | 1 | 1 | -1  | 2                  | 0     | 0        | Peter Regin       | 1  | 1        | 0 | 1 | 1   | 0   | 0  | 0  |  |  |  |  |
| Jeff Woywitka     | 1             | 0           | 1 | 1 | -1  | 4                  | 0     | 0        | Daniel Alfredsson | 1  | 0        | 1 | 1 | 1   | 0   | 0  | 0  |  |  |  |  |
| Patrik Berglund   | 1             | 0           | 0 | 0 | -1  | 0                  | 0     | 0        | Brendan Bell      | 1  | 0        | 0 | 0 | -1  | 0   | 0  | 0  |  |  |  |  |
| Brad Boyes        | 1             | 0           | 0 | 0 | -1  | 0                  | 0     | 0        | Nick Foligno      | 1  | 0        | 0 | 0 | 0   | 2   | 0  | 0  |  |  |  |  |
| Carlo Colaiacovo  | 1             | 0           | 0 | 0 | 0   | 0                  | 0     | 0        | Dany Heatley      | 1  | 0        | 0 | 0 | 0   | 0   | 0  | 0  |  |  |  |  |
| Brandon Crombeen  | 1             | 0           | 0 | 0 | 0   | 0                  | 0     | 0        | Chris Kelly       | 1  | 0        | 0 | 0 | 1   | 0   | 0  | 0  |  |  |  |  |
| Dan Hinote        | 1             | 0           | 0 | 0 | 0   | 0                  | 0     | 0        | Filip Kuba        | 1  | 0        | 0 | 0 | 2   | 0   | 0  | 0  |  |  |  |  |
| Barret Jackman    | 1             | 0           | 0 | 0 | -1  | 2                  | 0     | 0        | Brian Lee         | 1  | 0        | 0 | 0 | 1   | 0   | 0  | 0  |  |  |  |  |
| Cam Janssen       | 1             | 0           | 0 | 0 | 0   | 0                  | 0     | 0        | Dean McAmmond     | 1  | 0        | 0 | 0 | -1  | 0   | 0  | 0  |  |  |  |  |
| Jay McClement     | 1             | 0           | 0 | 0 | 0   | 0                  | 0     | 0        | Chris Neil        | 1  | 0        | 0 | 0 | 1   | 2   | 0  | 0  |  |  |  |  |
| Jay McKee         | 1             | 0           | 0 | 0 | -1  | 0                  | 0     | 0        | Chris Phillips    | 1  | 0        | 0 | 0 | 0   | 0   | 0  | 0  |  |  |  |  |
| T.J. Oshie        | 1             | 0           | 0 | 0 | -1  | 2                  | 0     | 0        | Jarkko Ruutu      | 1  | 0        | 0 | 0 | 0   | 2   | 0  | 0  |  |  |  |  |
| David Perron      | 1             | 0           | 0 | 0 | -2  | 0                  | 0     | 0        | Jason Smith       | 1  | 0        | 0 | 0 | 1   | 0   | 0  | 0  |  |  |  |  |
| Alexander Steen   | 1             | 0           | 0 | 0 | 0   | 0                  | 0     | 0        | Jason Spezza      | 1  | 0        | 0 | 0 | 0   | 0   | 0  | 0  |  |  |  |  |
| Tyson Strachan    | 1             | 0           | 0 | 0 | 0   | 0                  | 0     | 0        | Antoine Vermette  | 1  | 0        | 0 | 0 | 1   | 0   | 0  | 0  |  |  |  |  |
| Keith Tkachuk     | 1             | 0           | 0 | 0 | -2  | 0                  | 0     | 0        | Anton Volchenkov  | 1  | 0        | 0 | 0 | 1   | 0   | 0  | 0  |  |  |  |  |
| Mike Weaver       | 1             | 0           | 0 | 0 | 0   | 0                  | 0     | 0        | Jesse Winchester  | 1  | 0        | 0 | 0 | -1  | 0   | 0  | 0  |  |  |  |  |

Power Play: 0-3 0.0% / Penalty Killing: 5-5 100.0%

Power Play: 0-5 0.0% / Penalty Killing: 3-3 100.0%

| BLUES           |     |     |       |       |     |       |      |      |               |    | SENATORS        |       |    |    |    |      |      |  |  |  |  |
|-----------------|-----|-----|-------|-------|-----|-------|------|------|---------------|----|-----------------|-------|----|----|----|------|------|--|--|--|--|
| Goalie          | GP  | Min | WLOT  | GA    | SA  | SV    | GAA  | SV%  | Goalie        | GP | Min             | WLOT  | GA | SA | SV | GAA  | SV%  |  |  |  |  |
| Chris Mason     | 1   | 59  | 0-1-0 | 2     | 29  | 27    | 2.02 | .931 | Brian Elliott | 1  | 60              | 1-0-0 | 1  | 23 | 22 | 1.00 | .957 |  |  |  |  |
| BLUES           |     |     |       |       |     |       |      |      |               |    | SENATORS        |       |    |    |    |      |      |  |  |  |  |
| Goals by Period |     |     |       |       |     |       |      |      |               |    | Goals by Period |       |    |    |    |      |      |  |  |  |  |
| 1st             | 2nd | 3rd | OT    | Total | 1st | 2nd   | 3rd  | OT   | Total         |    |                 |       |    |    |    |      |      |  |  |  |  |
| Goals           | 1   | 0   | 0     | 0     | 1   | Goals | 1    | 0    | 2             | 0  | 3               |       |    |    |    |      |      |  |  |  |  |
| BLUES           |     |     |       |       |     |       |      |      |               |    | SENATORS        |       |    |    |    |      |      |  |  |  |  |
| Shots by Period |     |     |       |       |     |       |      |      |               |    | Shots by Period |       |    |    |    |      |      |  |  |  |  |
| 1st             | 2nd | 3rd | OT    | Total | 1st | 2nd   | 3rd  | OT   | Total         |    |                 |       |    |    |    |      |      |  |  |  |  |
| Shots           | 5   | 9   | 9     | 0     | 23  | Shots | 10   | 12   | 8             | 0  | 30              |       |    |    |    |      |      |  |  |  |  |

\* - Overtime \*\* - Shootout

### All-Time Series vs Ottawa

| Year    | HOME      |           |           | ROAD      |           |           | OVERALL   |               |                |                |                  |
|---------|-----------|-----------|-----------|-----------|-----------|-----------|-----------|---------------|----------------|----------------|------------------|
|         | W-L-T-OTL | W-L-T-OTL | W-L-T-OTL | W-L-T-OTL | W-L-T-OTL | W-L-T-OTL | W-L-T-OTL | W-L-T-OTL     | W-L-T-OTL      |                |                  |
| 1992-93 | 1-0-0     | 1-0-0     | 2-0-0     | 1998-99   | 0-1-0     | 1-0-0     | 1-1-0     | 2005-06       | DNP            | DNP            | DNP              |
| 1993-94 | 1-0-0     | 1-0-0     | 2-0-0     | 1999-00   | 1-0-0-0   | 1-0-0-0   | 2-0-0-0   | 2006-07       | 0-1-0          | DNP            | 0-1-0            |
| 1994-95 | DNP       | DNP       | DNP       | 2000-01   | DNP       | 0-1-0-0   | 0-1-0-0   | 2007-08       | DNP            | DNP            | 0-1-0            |
| 1995-96 | 0-1-0     | 0-1-0     | 0-2-0     | 2001-02   | 1-0-0-0   | 0-1-0-0   | 1-1-0-0   | 2008-09       | 0-1-0          | DNP            | 0-1-0            |
| 1996-97 | 0-0-1     | 1-0-0     | 1-0-1     | 2002-03   | 0-0-1-0   | DNP       | 0-0-1-0   | <b>TOTALS</b> | <b>4-5-2-0</b> | <b>6-5-0-0</b> | <b>10-10-2-0</b> |
| 1997-98 | 0-1-0     | 1-0-0     | 1-1-0     | 2003-04   | DNP       | 0-1-0-0   | 0-1-0-0   |               |                |                |                  |

### All-Time Series Facts

|                   |      |                    |       |                    |     |
|-------------------|------|--------------------|-------|--------------------|-----|
| Shutouts For:     | None | Overtime Record:   | 0-0-2 | Shutout Record:    | 0-0 |
| Shutouts Against: | None | Overtime at Home:  | 0-0-2 | Shutout at Home:   | 0-0 |
| Last STL SO:      | None | Overtime on Road:  | 0-0-0 | Shutout on Road:   | 0-0 |
| Last ANA SO:      | None | 2008-09 OT Record: | 0-0   | 2008-09 SO Record: | 0-0 |





# PHOENIX COYOTES VS. ST. LOUIS BLUES

Summary: Won-4 Lost-0 OT-0

| at ST LOUIS BLUES |               |                  |  | at PHOENIX COYOTES |               |                 |  |
|-------------------|---------------|------------------|--|--------------------|---------------|-----------------|--|
| Date              | Score         | W Goal           |  | Date               | Score         | W Goal          |  |
| 24 Feb '09        | PHX 1 @ STL 2 | Jay McClement    |  | 07 Apr '09         | STL 5 @ PHX 1 | Brad Winchester |  |
| 06 Dec '08        | PHX 3 @ STL 4 | Brandon Crombeen |  | 28 Feb '09         | STL 3 @ PHX 1 | David Perron    |  |

| BLUES            |    |   |   |   |     |     |    |    |                   |    | Individual Scoring |   |   |     |     |    |    |  |  |  |  | COYOTES |  |  |  |  |  |  |  |  |  |  |
|------------------|----|---|---|---|-----|-----|----|----|-------------------|----|--------------------|---|---|-----|-----|----|----|--|--|--|--|---------|--|--|--|--|--|--|--|--|--|--|
| Player           | GP | G | A | P | +/- | PIM | PP | SH | Player            | GP | G                  | A | P | +/- | PIM | PP | SH |  |  |  |  |         |  |  |  |  |  |  |  |  |  |  |
| Keith Tkachuk    | 4  | 2 | 3 | 5 | 2   | 0   | 0  | 0  | Shane Doan        | 4  | 2                  | 1 | 3 | -2  | 15  | 0  | 0  |  |  |  |  |         |  |  |  |  |  |  |  |  |  |  |
| Jay McClement    | 4  | 2 | 2 | 4 | 3   | 0   | 0  | 1  | Steven Reinprecht | 4  | 0                  | 3 | 3 | 1   | 0   | 0  | 0  |  |  |  |  |         |  |  |  |  |  |  |  |  |  |  |
| David Backes     | 4  | 1 | 3 | 4 | 1   | 6   | 0  | 0  | Keith Yandle      | 3  | 0                  | 3 | 3 | -1  | 2   | 0  | 0  |  |  |  |  |         |  |  |  |  |  |  |  |  |  |  |
| Brad Boyes       | 4  | 0 | 4 | 4 | 2   | 0   | 0  | 0  | Peter Mueller     | 4  | 0                  | 2 | 2 | -3  | 2   | 0  | 0  |  |  |  |  |         |  |  |  |  |  |  |  |  |  |  |
| Brandon Crombeen | 4  | 3 | 0 | 3 | 2   | 16  | 0  | 0  | Ed Jovanovski     | 4  | 1                  | 0 | 1 | -5  | 4   | 0  | 0  |  |  |  |  |         |  |  |  |  |  |  |  |  |  |  |
| David Perron     | 4  | 3 | 0 | 3 | 2   | 0   | 1  | 0  | Olli Jokinen      | 2  | 1                  | 0 | 1 | -2  | 0   | 1  | 0  |  |  |  |  |         |  |  |  |  |  |  |  |  |  |  |
| Patrik Berglund  | 4  | 1 | 2 | 3 | 1   | 0   | 1  | 0  | Kyle Turris       | 2  | 1                  | 0 | 1 | -2  | 0   | 1  | 0  |  |  |  |  |         |  |  |  |  |  |  |  |  |  |  |
| Alexander Steen  | 4  | 0 | 3 | 3 | 3   | 0   | 0  | 0  | Scottie Upshall   | 1  | 1                  | 0 | 1 | -1  | 2   | 0  | 0  |  |  |  |  |         |  |  |  |  |  |  |  |  |  |  |
| T.J. Oshie       | 4  | 0 | 2 | 2 | 2   | 4   | 0  | 0  | Zbynek Michalek   | 4  | 0                  | 1 | 1 | -4  | 0   | 0  | 0  |  |  |  |  |         |  |  |  |  |  |  |  |  |  |  |
| Brad Winchester  | 4  | 1 | 0 | 1 | 1   | 7   | 0  | 0  | Joakim Lindstrom  | 2  | 0                  | 1 | 1 | 0   | 0   | 0  | 0  |  |  |  |  |         |  |  |  |  |  |  |  |  |  |  |
| Andy McDonald    | 3  | 1 | 0 | 1 | 2   | 0   | 0  | 0  | Matthew Lombardi  | 1  | 0                  | 1 | 1 | -1  | 0   | 0  | 0  |  |  |  |  |         |  |  |  |  |  |  |  |  |  |  |
| Carlo Colaiacovo | 4  | 0 | 1 | 1 | 1   | 2   | 0  | 0  | Mikkel Boedker    | 4  | 0                  | 0 | 0 | -2  | 0   | 0  | 0  |  |  |  |  |         |  |  |  |  |  |  |  |  |  |  |
| Jay McKee        | 4  | 0 | 1 | 1 | 3   | 2   | 0  | 0  | Martin Hanzal     | 4  | 0                  | 0 | 0 | -2  | 2   | 0  | 0  |  |  |  |  |         |  |  |  |  |  |  |  |  |  |  |
| Roman Polak      | 4  | 0 | 1 | 1 | 3   | 5   | 0  | 0  | Ken Klee          | 4  | 0                  | 0 | 0 | -3  | 2   | 0  | 0  |  |  |  |  |         |  |  |  |  |  |  |  |  |  |  |
| Jeff Woywitka    | 4  | 0 | 1 | 1 | 4   | 4   | 0  | 0  | Kurt Sauer        | 4  | 0                  | 0 | 0 | -3  | 0   | 0  | 0  |  |  |  |  |         |  |  |  |  |  |  |  |  |  |  |
| Eric Brewer      | 1  | 0 | 1 | 1 | 0   | 2   | 0  | 0  | Viktor Tikhonov   | 4  | 0                  | 0 | 0 | -1  | 2   | 0  | 0  |  |  |  |  |         |  |  |  |  |  |  |  |  |  |  |
| Barret Jackman   | 4  | 0 | 0 | 0 | 5   | 2   | 0  | 0  | Daniel Carcillo   | 3  | 0                  | 0 | 0 | -1  | 12  | 0  | 0  |  |  |  |  |         |  |  |  |  |  |  |  |  |  |  |
| Mike Weaver      | 3  | 0 | 0 | 0 | 0   | 2   | 0  | 0  | Todd Fedoruk      | 3  | 0                  | 0 | 0 | -1  | 5   | 0  | 0  |  |  |  |  |         |  |  |  |  |  |  |  |  |  |  |
| Cam Janssen      | 2  | 0 | 0 | 0 | 1   | 2   | 0  | 0  | Daniel Winnik     | 3  | 0                  | 0 | 0 | -3  | 0   | 0  | 0  |  |  |  |  |         |  |  |  |  |  |  |  |  |  |  |
| Dan Hinote       | 1  | 0 | 0 | 0 | 0   | 15  | 0  | 0  | Steven Goertzen   | 2  | 0                  | 0 | 0 | -1  | 5   | 0  | 0  |  |  |  |  |         |  |  |  |  |  |  |  |  |  |  |
| Cam Paddock      | 1  | 0 | 0 | 0 | 0   | 0   | 0  | 0  | David Hale        | 2  | 0                  | 0 | 0 | 0   | 0   | 0  | 0  |  |  |  |  |         |  |  |  |  |  |  |  |  |  |  |
| Yan Stastny      | 1  | 0 | 0 | 0 | 0   | 0   | 0  | 0  | Enver Lisin       | 2  | 0                  | 0 | 0 | -1  | 2   | 0  | 0  |  |  |  |  |         |  |  |  |  |  |  |  |  |  |  |

Power Play: 2-8 25.0% / Penalty Killing: 12-14 85.7%

Power Play: 2-14 14.3% / Penalty Killing: 6-8 75.0%

| BLUES        |    |     |       |    |    |    |      |      |                |    | Goaltending |       |    |     |    |      |      |  |  |  |  | COYOTES |  |  |  |  |  |  |  |  |  |  |
|--------------|----|-----|-------|----|----|----|------|------|----------------|----|-------------|-------|----|-----|----|------|------|--|--|--|--|---------|--|--|--|--|--|--|--|--|--|--|
| Goalie       | GP | Min | WLOT  | GA | SA | SV | GAA  | SV%  | Goalie         | GP | Min         | WLOT  | GA | SA  | SV | GAA  | SV%  |  |  |  |  |         |  |  |  |  |  |  |  |  |  |  |
| Chris Mason  | 3  | 179 | 3-0-0 | 3  | 81 | 78 | 1.00 | .963 | Ilya Bryzgalov | 4  | 218         | 0-4-0 | 13 | 105 | 92 | 3.57 | .876 |  |  |  |  |         |  |  |  |  |  |  |  |  |  |  |
| Manny Legace | 1  | 60  | 1-0-0 | 3  | 26 | 23 | 3.00 | .885 | Al Montoya     | 1  | 20          | 0-0-0 | 1  | 3   | 2  | 3.04 | .667 |  |  |  |  |         |  |  |  |  |  |  |  |  |  |  |

| BLUES |     |     |     |    |       | Goals by Period |     |     |     |    |       | COYOTES |  |  |  |  |  |
|-------|-----|-----|-----|----|-------|-----------------|-----|-----|-----|----|-------|---------|--|--|--|--|--|
| Goals | 1st | 2nd | 3rd | OT | Total | Goals           | 1st | 2nd | 3rd | OT | Total |         |  |  |  |  |  |
| Goals | 2   | 9   | 3   | 0  | 14    | Goals           | 3   | 2   | 1   | 0  | 6     |         |  |  |  |  |  |

| BLUES |     |     |     |    |       | Shots by Period |     |     |     |    |       | COYOTES |  |  |  |  |  |
|-------|-----|-----|-----|----|-------|-----------------|-----|-----|-----|----|-------|---------|--|--|--|--|--|
| Shots | 1st | 2nd | 3rd | OT | Total | Shots           | 1st | 2nd | 3rd | OT | Total |         |  |  |  |  |  |
| Shots | 34  | 54  | 20  | 0  | 108   | Shots           | 42  | 23  | 42  | 0  | 107   |         |  |  |  |  |  |

\* - Overtime \*\* - Shootout

### All-Time Series vs Phoenix

| Year    | HOME W-L-T-OTL | ROAD W-L-T-OTL | OVERALL W-L-T-OTL | Year    | HOME W-L-T-OTL | ROAD W-L-T-OTL | OVERALL W-L-T-OTL | Year          | HOME W-L-T-OTL    | ROAD W-L-T-OTL   | OVERALL W-L-T-OTL |
|---------|----------------|----------------|-------------------|---------|----------------|----------------|-------------------|---------------|-------------------|------------------|-------------------|
| 1979-80 | 1-1-0          | 0-0-2          | 1-1-2             | 1989-90 | 0-0-1          | 1-1-0          | 1-1-1             | 1999-00       | 1-1-0-0           | 2-0-0-0          | 3-1-0-0           |
| 1980-81 | 2-0-0          | 0-0-2          | 2-0-2             | 1990-91 | 1-0-1          | 0-1-0          | 1-1-1             | 2000-01       | 2-0-0-0           | 0-2-0-0          | 2-2-0-0           |
| 1981-82 | 1-1-1          | 0-3-1          | 1-4-2             | 1991-92 | 1-0-0          | 1-0-1          | 2-0-1             | 2001-02       | 2-0-0-0           | 0-2-0-0          | 2-2-0-0           |
| 1982-83 | 0-2-0          | 1-0-0          | 1-2-0             | 1992-93 | 1-1-0          | 1-1-0          | 2-2-0             | 2002-03       | 1-1-0-0           | 1-0-1-0          | 2-1-1-0           |
| 1983-84 | 1-0-0          | 0-2-0          | 1-2-0             | 1993-94 | 2-1-0          | 1-2-0          | 3-3-0             | 2003-04       | 1-0-1-0           | 0-1-0-1          | 1-1-1-1           |
| 1984-85 | 0-0-2          | 1-0-0          | 1-0-2             | 1994-95 | 1-1-0          | 2-1-0          | 3-2-0             | 2005-06       | 0-2-0             | 1-0-1            | 1-2-1             |
| 1985-86 | 1-0-0          | 1-1-0          | 2-1-0             | 1995-96 | 2-0-1          | 2-1-0          | 4-1-1             | 2006-07       | 0-2-0             | 1-0-1            | 1-2-1             |
| 1986-87 | 0-0-2          | 0-1-0          | 0-1-2             | 1996-97 | 1-2-0          | 2-1-0          | 3-3-0             | 2007-08       | 0-2-0             | 0-2-0            | 0-4-0             |
| 1987-88 | 1-0-0          | 0-2-0          | 1-2-0             | 1997-98 | 1-2-0          | 1-1-0          | 2-3-0             | 2008-09       | 2-0-0             | 2-0-0            | 4-0-0             |
| 1988-89 | 1-0-1          | 0-1-0          | 1-1-1             | 1998-99 | 1-0-1          | 1-1-0          | 2-1-1             | <b>TOTALS</b> | <b>28-19-11-0</b> | <b>22-27-9-1</b> | <b>50-46-20-1</b> |

\*Phoenix played as the Winnipeg Jets until the 1996-97 season.

### All-Time Series Facts

|                   |                           |                    |        |                    |     |
|-------------------|---------------------------|--------------------|--------|--------------------|-----|
| Shutouts For:     | 5 (3 home, 2 road)        | Overtime Record:   | 4-3-12 | Shutout Record:    | 0-1 |
| Shutouts Against: | 9 (5 home, 4 road)        | Overtime at Home:  | 2-0-10 | Shutout at Home:   | 0-0 |
| Last STL SO:      | March 7, 2000 (4-0 @ STL) | Overtime on Road:  | 2-3-2  | Shutout on Road:   | 0-1 |
| Last PHX SO:      | Feb. 24, 2008 (0-2 @ PHX) | 2008-09 OT Record: | 0-0    | 2008-09 SO Record: | 0-0 |

# Blues vs. the NHL

## PITTSBURGH PENGUINS VS. ST. LOUIS BLUES

Summary: Won-0 Lost-1 OT-0

| at ST LOUIS BLUES |               |               |  | at PITTSBURGH PENGUINS |       |          |  |
|-------------------|---------------|---------------|--|------------------------|-------|----------|--|
| Date              | Score         | W Goal        |  | Date                   | Score | W Goal   |  |
| 01 Nov '08        | PIT 6 @ STL 3 | Tyler Kennedy |  |                        |       | no games |  |

| Individual Scoring |    |   |   |   |          |     |    |    |                    |    |   |   |   |     |     |    |    |
|--------------------|----|---|---|---|----------|-----|----|----|--------------------|----|---|---|---|-----|-----|----|----|
| BLUES              |    |   |   |   | PENGUINS |     |    |    |                    |    |   |   |   |     |     |    |    |
| Player             | GP | G | A | P | +/-      | PIM | PP | SH | Player             | GP | G | A | P | +/- | PIM | PP | SH |
| Paul Kariya        | 1  | 0 | 2 | 2 | 1        | 0   | 0  | 0  | Miroslav Satan     | 1  | 1 | 2 | 3 | 3   | 0   | 0  | 0  |
| David Perron       | 1  | 0 | 2 | 2 | 1        | 0   | 0  | 0  | Tyler Kennedy      | 1  | 1 | 1 | 2 | 2   | 0   | 0  | 0  |
| Patrik Berglund    | 1  | 1 | 0 | 1 | 1        | 0   | 0  | 0  | Evgeni Malkin      | 1  | 1 | 1 | 2 | -1  | 0   | 1  | 0  |
| Barret Jackman     | 1  | 1 | 0 | 1 | -2       | 0   | 0  | 0  | Sidney Crosby      | 1  | 0 | 2 | 2 | 2   | 0   | 0  | 0  |
| T.J. Oshie         | 1  | 1 | 0 | 1 | 1        | 0   | 0  | 0  | Alex Goligoski     | 1  | 1 | 0 | 1 | 0   | 0   | 0  | 0  |
| David Backes       | 1  | 0 | 1 | 1 | 0        | 2   | 0  | 0  | Jordan Staal       | 1  | 1 | 0 | 1 | 3   | 0   | 0  | 0  |
| Jay McClement      | 1  | 0 | 1 | 1 | -1       | 0   | 0  | 0  | Maxime Talbot      | 1  | 1 | 0 | 1 | 3   | 2   | 0  | 0  |
| Brad Boyes         | 1  | 0 | 0 | 0 | -3       | 0   | 0  | 0  | Matt Cooke         | 1  | 0 | 1 | 1 | 0   | 0   | 0  | 0  |
| Eric Brewer        | 1  | 0 | 0 | 0 | -1       | 4   | 0  | 0  | Hai Gill           | 1  | 0 | 1 | 1 | -1  | 2   | 0  | 0  |
| Dan Hinote         | 1  | 0 | 0 | 0 | -1       | 0   | 0  | 0  | Kristopher Letang  | 1  | 0 | 1 | 1 | 3   | 0   | 0  | 0  |
| Cam Janssen        | 1  | 0 | 0 | 0 | -2       | 0   | 0  | 0  | Brooks Orpik       | 1  | 0 | 1 | 1 | 3   | 2   | 0  | 0  |
| Andy McDonald      | 1  | 0 | 0 | 0 | -2       | 0   | 0  | 0  | Darryl Sydor       | 1  | 0 | 1 | 1 | 0   | 0   | 0  | 0  |
| Jay McKee          | 1  | 0 | 0 | 0 | 1        | 2   | 0  | 0  | Petr Sykora        | 1  | 0 | 1 | 1 | -2  | 2   | 0  | 0  |
| Alex Pietrangelo   | 1  | 0 | 0 | 0 | 0        | 0   | 0  | 0  | Eric Godard        | 1  | 0 | 0 | 0 | -1  | 0   | 0  | 0  |
| Roman Polak        | 1  | 0 | 0 | 0 | 1        | 0   | 0  | 0  | Christopher Minard | 1  | 0 | 0 | 0 | -1  | 0   | 0  | 0  |
| Lee Stempniak      | 1  | 0 | 0 | 0 | -2       | 0   | 0  | 0  | Janne Pesonen      | 1  | 0 | 0 | 0 | -1  | 0   | 0  | 0  |
| Keith Tkachuk      | 1  | 0 | 0 | 0 | -2       | 2   | 0  | 0  | Rob Scuderi        | 1  | 0 | 0 | 0 | -1  | 0   | 0  | 0  |
| Steve Wagner       | 1  | 0 | 0 | 0 | -1       | 0   | 0  | 0  | Michael Zigomaniis | 1  | 0 | 0 | 0 | -1  | 0   | 0  | 0  |

Power Play: 0-3 0.0% / Penalty Killing: 4-5 80.0%

Power Play: 1-5 20.0% / Penalty Killing: 3-3 100.0%

| Goaltending |    |     |       |    |          |    |      |      |                   |    |     |       |    |    |    |      |      |
|-------------|----|-----|-------|----|----------|----|------|------|-------------------|----|-----|-------|----|----|----|------|------|
| BLUES       |    |     |       |    | PENGUINS |    |      |      |                   |    |     |       |    |    |    |      |      |
| Goalie      | GP | Min | WLOT  | GA | SA       | SV | GAA  | SV%  | Goalie            | GP | Min | WLOT  | GA | SA | SV | GAA  | SV%  |
| Chris Mason | 1  | 58  | 0-1-0 | 5  | 27       | 22 | 5.21 | .815 | Marc-Andre Fleury | 1  | 60  | 1-0-0 | 3  | 22 | 19 | 3.01 | .864 |

| Goals by Period |     |     |          |       |     | Goals |     |    |          |   |   |
|-----------------|-----|-----|----------|-------|-----|-------|-----|----|----------|---|---|
| BLUES           |     |     | PENGUINS |       |     | BLUES |     |    | PENGUINS |   |   |
| 1st             | 2nd | 3rd | OT       | Total | 1st | 2nd   | 3rd | OT | Total    |   |   |
| Goals           | 2   | 0   | 1        | 0     | 3   | Goals | 1   | 3  | 2        | 0 | 6 |

| Shots by Period |     |     |          |       |     | Shots |     |    |          |   |    |
|-----------------|-----|-----|----------|-------|-----|-------|-----|----|----------|---|----|
| BLUES           |     |     | PENGUINS |       |     | BLUES |     |    | PENGUINS |   |    |
| 1st             | 2nd | 3rd | OT       | Total | 1st | 2nd   | 3rd | OT | Total    |   |    |
| Shots           | 4   | 6   | 12       | 0     | 22  | Shots | 8   | 10 | 10       | 0 | 28 |

\* - Overtime \*\* - Shootout

### All-Time Series vs Pittsburgh

| Year    | HOME      |           | ROAD      |           | OVERALL   |           | Year  | HOME          |                  | ROAD              |                   | OVERALL   |  |
|---------|-----------|-----------|-----------|-----------|-----------|-----------|-------|---------------|------------------|-------------------|-------------------|-----------|--|
|         | W-L-T-OTL | W-L-T-OTL | W-L-T-OTL | W-L-T-OTL | W-L-T-OTL | W-L-T-OTL |       | W-L-T-OTL     | W-L-T-OTL        | W-L-T-OTL         | W-L-T-OTL         | W-L-T-OTL |  |
| 1967-68 | 3-2-0     | 3-2-0     | 6-4-0     | 1981-82   | 2-0-0     | 0-1-0     | 2-1-0 | 1995-96       | 1-0-0            | 0-1-0             | 1-1-0             |           |  |
| 1968-69 | 2-1-1     | 2-2-0     | 4-3-1     | 1982-83   | 1-0-0     | 2-0-0     | 3-0-0 | 1996-97       | 0-1-0            | 0-1-0             | 0-2-0             |           |  |
| 1969-70 | 4-0-0     | 1-1-2     | 5-1-2     | 1983-84   | 2-0-0     | 0-0-1     | 2-0-1 | 1997-98       | 1-0-0            | 0-1-0             | 1-1-0             |           |  |
| 1970-71 | 2-0-1     | 1-0-2     | 3-0-3     | 1984-85   | 1-0-0     | 1-1-0     | 2-1-0 | 1998-99       | 0-1-0            | 0-1-0             | 0-2-0             |           |  |
| 1971-72 | 1-2-0     | 2-1-0     | 3-3-0     | 1985-86   | 0-2-0     | 1-0-0     | 1-2-0 | 1999-00       | DNP              | 0-1-0-0           | 0-1-0-0           |           |  |
| 1972-73 | 2-1-0     | 0-2-0     | 2-3-0     | 1986-87   | 0-0-1     | 0-1-1     | 0-1-2 | 2000-01       | 1-0-0-0          | 0-1-0-0           | 1-1-0-0           |           |  |
| 1973-74 | 2-1-0     | 1-1-1     | 3-2-1     | 1987-88   | 2-0-0     | 1-0-0     | 3-0-0 | 2001-02       | 1-0-0-0          | 1-0-0-0           | 2-0-0-0           |           |  |
| 1974-75 | 1-0-1     | 0-1-1     | 1-1-2     | 1988-89   | 1-0-0     | 0-1-1     | 1-1-1 | 2002-03       | DNP              | 0-0-0-1           | 0-0-0-1           |           |  |
| 1975-76 | 1-1-0     | 1-1-0     | 2-2-0     | 1989-90   | 2-0-0     | 1-0-0     | 3-0-0 | 2003-04       | 1-0-0-0          | DNP               | 1-0-0-0           |           |  |
| 1976-77 | 1-1-0     | 0-2-0     | 1-3-0     | 1990-91   | 1-0-0     | 1-1-0     | 2-1-0 | 2005-06       | 1-0-0            | DNP               | 1-0-0             |           |  |
| 1977-78 | 1-1-0     | 0-1-1     | 1-2-1     | 1991-92   | 1-0-0     | 0-1-0     | 1-1-0 | 2006-07       | DNP              | 1-0-0             | 1-0-0             |           |  |
| 1978-79 | 1-1-0     | 0-1-1     | 1-2-1     | 1992-93   | 1-0-0     | 0-1-0     | 1-1-0 | 2007-08       | DNP              | DNP               | DNP               |           |  |
| 1979-80 | 1-0-1     | 1-1-0     | 2-1-1     | 1993-94   | 0-0-1     | 0-0-1     | 0-0-2 | 2008-09       | 0-1-0            | DNP               | 0-1-0             |           |  |
| 1980-81 | 2-0-0     | 0-2-0     | 2-2-0     | 1994-95   | DNP       | DNP       | DNP   | <b>TOTALS</b> | <b>44-16-6-0</b> | <b>21-31-12-1</b> | <b>65-47-18-1</b> |           |  |

### All-Time Series Facts

|                   |                           |                    |       |                    |     |
|-------------------|---------------------------|--------------------|-------|--------------------|-----|
| Shutouts For:     | 8 (6 home, 2 road)        | Overtime Record:   | 2-1-6 | Shutout Record:    | 0-0 |
| Shutouts Against: | 3 (1 home, 2 road)        | Overtime at Home:  | 2-0-2 | Shutout at Home:   | 0-0 |
| Last STL SO:      | Dec. 13, 2005 (3-0 @ STL) | Overtime on Road:  | 0-1-4 | Shutout on Road:   | 0-0 |
| Last PIT SO:      | Dec. 19, 1996 (0-4 @ STL) | 2008-09 OT Record: | 0-0   | 2008-09 SO Record: | 0-0 |



# SAN JOSE SHARKS VS. ST. LOUIS BLUES

Summary: Won-2 Lost-1 OT-1

| at ST LOUIS BLUES |               |                 |  | at SAN JOSE SHARKS |               |                 |  |
|-------------------|---------------|-----------------|--|--------------------|---------------|-----------------|--|
| Date              | Score         | W Goal          |  | Date               | Score         | W Goal          |  |
| 12 Mar '09        | SJS 1 @ STL 3 | Brad Boyes      |  | 13 Dec '08         | STL 4 @ SJS 5 | Patrick Marleau |  |
| 27 Dec '08 **     | SJS 2 @ STL 3 | Brad Winchester |  | 06 Nov '08 **      | STL 4 @ SJS 5 | Ryane Clowe     |  |

| BLUES            |    |   |   |   |     |     |    |    |                     |    | SHARKS |   |   |     |     |    |    |  |  |  |  |
|------------------|----|---|---|---|-----|-----|----|----|---------------------|----|--------|---|---|-----|-----|----|----|--|--|--|--|
| Player           | GP | G | A | P | +/- | PIM | PP | SH | Player              | GP | G      | A | P | +/- | PIM | PP | SH |  |  |  |  |
| David Perron     | 4  | 1 | 3 | 4 | 0   | 0   | 0  | 0  | Joe Thornton        | 4  | 1      | 5 | 6 | 1   | 0   | 0  | 0  |  |  |  |  |
| Brad Winchester  | 3  | 3 | 0 | 3 | 0   | 2   | 1  | 0  | Patrick Marleau     | 4  | 3      | 2 | 5 | -1  | 2   | 1  | 0  |  |  |  |  |
| David Backes     | 4  | 2 | 1 | 3 | 1   | 18  | 0  | 0  | Ryane Clowe         | 4  | 3      | 0 | 3 | 1   | 0   | 1  | 0  |  |  |  |  |
| Andy McDonald    | 2  | 2 | 1 | 3 | 3   | 2   | 0  | 0  | Mike Grier          | 3  | 2      | 1 | 3 | 2   | 0   | 0  | 0  |  |  |  |  |
| Lee Stempniak    | 1  | 1 | 2 | 3 | 2   | 0   | 0  | 0  | Devin Setoguchi     | 4  | 1      | 2 | 3 | -1  | 0   | 0  | 0  |  |  |  |  |
| Patrik Berglund  | 3  | 0 | 3 | 3 | 3   | 0   | 0  | 0  | Rob Blake           | 3  | 1      | 1 | 2 | 2   | 2   | 1  | 0  |  |  |  |  |
| Brad Boyes       | 4  | 1 | 1 | 2 | 2   | 2   | 0  | 0  | Jonathan Cheechoo   | 3  | 1      | 1 | 2 | 0   | 4   | 0  | 0  |  |  |  |  |
| Barret Jackman   | 4  | 1 | 1 | 2 | 2   | 8   | 0  | 1  | Dan Boyle           | 4  | 0      | 2 | 2 | -1  | 2   | 0  | 0  |  |  |  |  |
| Alexander Steen  | 2  | 0 | 2 | 2 | -1  | 2   | 0  | 0  | Christian Ehrhoff   | 4  | 0      | 2 | 2 | -4  | 4   | 0  | 0  |  |  |  |  |
| Keith Tkachuk    | 4  | 1 | 0 | 1 | 1   | 0   | 1  | 0  | Brad Lukowich       | 3  | 0      | 2 | 1 | 2   | 2   | 0  | 0  |  |  |  |  |
| Brandon Crombeen | 3  | 1 | 0 | 1 | -1  | 0   | 0  | 0  | Milan Michalek      | 4  | 0      | 1 | 1 | -2  | 4   | 0  | 0  |  |  |  |  |
| Jay McClement    | 4  | 0 | 1 | 1 | -3  | 0   | 0  | 0  | Marcel Goc          | 3  | 0      | 1 | 1 | -2  | 0   | 0  | 0  |  |  |  |  |
| Roman Polak      | 4  | 0 | 1 | 1 | -1  | 4   | 0  | 0  | Tomas Pihlal        | 3  | 0      | 1 | 1 | -1  | 0   | 0  | 0  |  |  |  |  |
| Jay McKee        | 3  | 0 | 1 | 1 | 1   | 0   | 0  | 0  | Lukas Kaspar        | 1  | 0      | 1 | 0 | 2   | 0   | 0  | 0  |  |  |  |  |
| Yan Stastny      | 3  | 0 | 1 | 1 | -2  | 4   | 0  | 0  | Jeremy Roenick      | 1  | 0      | 1 | 1 | 1   | 0   | 0  | 0  |  |  |  |  |
| Mike Weaver      | 3  | 0 | 1 | 1 | 0   | 0   | 0  | 0  | Douglas Murray      | 4  | 0      | 0 | 0 | -3  | 4   | 0  | 0  |  |  |  |  |
| Alex Pietrangelo | 1  | 0 | 1 | 1 | 1   | 0   | 0  | 0  | Joe Pavelski        | 4  | 0      | 0 | 0 | -4  | 2   | 0  | 0  |  |  |  |  |
| Dan Hinote       | 4  | 0 | 0 | 0 | 1   | 8   | 0  | 0  | Marc-Edouard Vlasic | 4  | 0      | 0 | 0 | 2   | 2   | 0  | 0  |  |  |  |  |
| Carlo Colaiacovo | 3  | 0 | 0 | 0 | 1   | 0   | 0  | 0  | Jody Shelley        | 3  | 0      | 0 | 0 | -1  | 9   | 0  | 0  |  |  |  |  |
| Cam Janssen      | 3  | 0 | 0 | 0 | 1   | 5   | 0  | 0  | Tom Cavanagh        | 2  | 0      | 0 | 0 | -1  | 2   | 0  | 0  |  |  |  |  |
| Jeff Woywitka    | 3  | 0 | 0 | 0 | -2  | 2   | 0  | 0  | Jamie McGinn        | 2  | 0      | 0 | 0 | 1   | 2   | 0  | 0  |  |  |  |  |
| Eric Brewer      | 1  | 0 | 0 | 0 | 1   | 2   | 0  | 0  | Alexei Semenov      | 2  | 0      | 0 | 0 | 0   | 2   | 0  | 0  |  |  |  |  |
| David Koci       | 1  | 0 | 0 | 0 | -1  | 0   | 0  | 0  | Derek Joslin        | 1  | 0      | 0 | 0 | -1  | 0   | 0  | 0  |  |  |  |  |
| T.J. Oshie       | 1  | 0 | 0 | 0 | 0   | 4   | 0  | 0  | Travis Moen         | 1  | 0      | 0 | 0 | -1  | 0   | 0  | 0  |  |  |  |  |
| Cam Paddock      | 1  | 0 | 0 | 0 | -1  | 0   | 0  | 0  | Brad Staubitz       | 1  | 0      | 0 | 0 | 0   | 2   | 0  | 0  |  |  |  |  |
| Tyson Strachan   | 1  | 0 | 0 | 0 | 1   | 0   | 0  | 0  |                     |    |        |   |   |     |     |    |    |  |  |  |  |
| Steve Wagner     | 1  | 0 | 0 | 0 | 0   | 0   | 0  | 0  |                     |    |        |   |   |     |     |    |    |  |  |  |  |
| Trent Whitfield  | 1  | 0 | 0 | 0 | 1   | 0   | 0  | 0  |                     |    |        |   |   |     |     |    |    |  |  |  |  |

Power Play: 3-23 13.0% / Penalty Killing: 16-18 88.9%

| BLUES        |    |     |       |    |    |    |      |      | SHARKS         |    |     |       |    |    |    |      |      |
|--------------|----|-----|-------|----|----|----|------|------|----------------|----|-----|-------|----|----|----|------|------|
| Goalie       | GP | Min | WLOT  | GA | SA | SV | GAA  | SV%  | Goalie         | GP | Min | WLOT  | GA | SA | SV | GAA  | SV%  |
| Manny Legace | 1  | 65  | 1-0-0 | 2  | 26 | 24 | 1.85 | .923 | Evgeni Nabokov | 3  | 189 | 2-0-1 | 10 | 90 | 80 | 3.17 | .889 |
| Chris Mason  | 2  | 119 | 1-1-0 | 6  | 63 | 57 | 3.04 | .905 | Brian Boucher  | 1  | 58  | 0-1-0 | 2  | 25 | 23 | 2.08 | .920 |
| Ben Bishop   | 1  | 65  | 0-0-1 | 4  | 43 | 39 | 3.70 | .907 |                |    |     |       |    |    |    |      |      |

| BLUES |     |     |     |    |       | SHARKS |     |     |     |    |       |
|-------|-----|-----|-----|----|-------|--------|-----|-----|-----|----|-------|
| Goals | 1st | 2nd | 3rd | OT | Total | Goals  | 1st | 2nd | 3rd | OT | Total |
| Goals | 5   | 3   | 5   | 0  | 13    | Goals  | 3   | 4   | 5   | 0  | 12    |

| BLUES |     |     |     |    |       | SHARKS |     |     |     |    |       |
|-------|-----|-----|-----|----|-------|--------|-----|-----|-----|----|-------|
| Shots | 1st | 2nd | 3rd | OT | Total | Shots  | 1st | 2nd | 3rd | OT | Total |
| Shots | 26  | 36  | 48  | 6  | 116   | Shots  | 36  | 45  | 45  | 6  | 132   |

\* - Overtime \*\* - Shootout

### All-Time Series vs San Jose

| Year    | HOME      |           |           | ROAD      |           |           | OVERALL   |  |                  |                 |                  |
|---------|-----------|-----------|-----------|-----------|-----------|-----------|-----------|--|------------------|-----------------|------------------|
|         | W-L-T-OTL | W-L-T-OTL | W-L-T-OTL | W-L-T-OTL | W-L-T-OTL | W-L-T-OTL | W-L-T-OTL | W-L-T-OTL  | W-L-T-OTL        |                 |                  |
| 1991-92 | 2-0-0     | 1-0-0     | 3-0-0     | 1998-99   | 0-2-0     | 1-0-1     | 1-2-1     | 2006-07  | 0-2-0            | 1-0-1           | 1-2-1            |
| 1992-93 | 2-0-0     | 1-0-0     | 3-0-0     | 1999-00   | 2-0-1-0   | 2-0-0-0   | 4-0-1-0   | 2007-08  | 0-2-0            | 0-2-0           | 0-4-0            |
| 1993-94 | 2-1-0*    | 2-0-0     | 4-1-0     | 2000-01   | 1-0-0-1   | 1-1-0-0   | 2-1-0-1   | 2008-09  | 2-0-0            | 0-1-1           | 2-1-1            |
| 1994-95 | 2-0-0     | 2-0-0     | 4-0-0     | 2001-02   | 1-1-0-0   | 2-0-0-0   | 3-1-0-0   | <b>TOTALS</b>  | <b>20-14-1-1</b> | <b>21-8-3-0</b> | <b>41-22-4-1</b> |
| 1995-96 | 2-0-0     | 1-1-0     | 3-1-0     | 2002-03   | 1-1-0-0   | 2-0-0-0   | 3-1-0-0   | *Neutral site game played in Sacramento, CA on 10-21-93 is credited as a Blues' home game. (W) |                  |                 |                  |
| 1996-97 | 0-2-0     | 2-0-0     | 2-2-0     | 2003-04   | 1-1-0-0   | 1-1-0-0   | 2-2-0-0   |  |                  |                 |                  |
| 1997-98 | 2-0-0     | 1-1-0     | 3-1-0     | 2005-06   | 0-2-0     | 1-1-0     | 1-3-0     |  |                  |                 |                  |

### All-Time Series Facts

|                   |                           |                    |       |                    |     |
|-------------------|---------------------------|--------------------|-------|--------------------|-----|
| Shutouts For:     | 5 (2 home, 3 road)        | Overtime Record:   | 2-2-2 | Shutout Record:    | 2-1 |
| Shutouts Against: | 5 (4 home, 1 road)        | Overtime at Home:  | 1-1-1 | Shutout at Home:   | 1-0 |
| Last STL SO:      | Jan. 20, 2007 (1-0 @ SJ)  | Overtime on Road:  | 1-1-1 | Shutout on Road:   | 1-1 |
| Last SJ SO:       | March 1, 2008 (0-2 @ STL) | 2008-09 OT Record: | 0-0   | 2008-09 SO Record: | 1-1 |

# Blues vs. the NHL

## TAMPA BAY LIGHTNING VS. ST. LOUIS BLUES

Summary: Won-1 Lost-0 OT-0

| at ST LOUIS BLUES |          |   |        |   |                    |     |    |    |                    | at TAMPA BAY LIGHTNING |              |                          |        |     |     |    |    |  |  |  |  |
|-------------------|----------|---|--------|---|--------------------|-----|----|----|--------------------|------------------------|--------------|--------------------------|--------|-----|-----|----|----|--|--|--|--|
| Date              | Score    |   | W Goal |   |                    |     |    |    |                    | Date                   | Score        |                          | W Goal |     |     |    |    |  |  |  |  |
|                   | no games |   |        |   |                    |     |    |    |                    |                        | 06 Mar '09 * | STL 4 @ TBL 3 Brad Boyes |        |     |     |    |    |  |  |  |  |
| BLUES             |          |   |        |   | Individual Scoring |     |    |    |                    | LIGHTNING              |              |                          |        |     |     |    |    |  |  |  |  |
| Player            | GP       | G | A      | P | +/-                | PIM | PP | SH | Player             | GP                     | G            | A                        | P      | +/- | PIM | PP | SH |  |  |  |  |
| Andy McDonald     | 1        | 1 | 3      | 4 | 2                  | 0   | 1  | 0  | Martin St. Louis   | 1                      | 1            | 1                        | 2      | 1   | 0   | 1  | 0  |  |  |  |  |
| Brad Boyes        | 1        | 1 | 2      | 3 | 1                  | 0   | 0  | 0  | Steven Stamkos     | 1                      | 1            | 1                        | 2      | 1   | 0   | 0  | 0  |  |  |  |  |
| David Backes      | 1        | 1 | 1      | 2 | 0                  | 2   | 0  | 0  | Matt Pettinger     | 1                      | 1            | 0                        | 1      | -1  | 0   | 0  | 0  |  |  |  |  |
| Keith Kachuk      | 1        | 1 | 0      | 1 | 0                  | 0   | 0  | 0  | Evgeny Artyukhin   | 1                      | 0            | 1                        | 1      | 1   | 0   | 0  | 0  |  |  |  |  |
| Carlo Colaiacovo  | 1        | 0 | 1      | 1 | 1                  | 0   | 0  | 0  | Jeff Halpern       | 1                      | 0            | 1                        | 1      | -1  | 0   | 0  | 0  |  |  |  |  |
| T.J. Oshie        | 1        | 0 | 1      | 1 | 0                  | 0   | 0  | 0  | Vincent Lecavalier | 1                      | 0            | 1                        | 1      | 1   | 0   | 0  | 0  |  |  |  |  |
| Patrik Berglund   | 1        | 0 | 0      | 0 | 0                  | 2   | 0  | 0  | Cory Murphy        | 1                      | 0            | 1                        | 1      | 1   | 0   | 0  | 0  |  |  |  |  |
| Brandon Crombeen  | 1        | 0 | 0      | 0 | 0                  | 0   | 0  | 0  | Ryan Craig         | 1                      | 0            | 0                        | 0      | -2  | 2   | 0  | 0  |  |  |  |  |
| Barret Jackman    | 1        | 0 | 0      | 0 | -1                 | 0   | 0  | 0  | Adam Hall          | 1                      | 0            | 0                        | 0      | 0   | 2   | 0  | 0  |  |  |  |  |
| Cam Janssen       | 1        | 0 | 0      | 0 | 0                  | 0   | 0  | 0  | Martins Karsums    | 1                      | 0            | 0                        | 0      | -1  | 0   | 0  | 0  |  |  |  |  |
| Jay McClement     | 1        | 0 | 0      | 0 | 0                  | 0   | 0  | 0  | David Koci         | 1                      | 0            | 0                        | 0      | 0   | 0   | 0  | 0  |  |  |  |  |
| Jay McKee         | 1        | 0 | 0      | 0 | 1                  | 0   | 0  | 0  | Lukas Krajccek     | 1                      | 0            | 0                        | 0      | -1  | 0   | 0  | 0  |  |  |  |  |
| David Perron      | 1        | 0 | 0      | 0 | 0                  | 2   | 0  | 0  | Josef Melichar     | 1                      | 0            | 0                        | 0      | -1  | 4   | 0  | 0  |  |  |  |  |
| Roman Polak       | 1        | 0 | 0      | 0 | 0                  | 0   | 0  | 0  | Vaclav Prospal     | 1                      | 0            | 0                        | 0      | 1   | 2   | 0  | 0  |  |  |  |  |
| Alexander Steen   | 1        | 0 | 0      | 0 | 0                  | 0   | 0  | 0  | Brandon Segal      | 1                      | 0            | 0                        | 0      | 0   | 0   | 0  | 0  |  |  |  |  |
| Mike Weaver       | 1        | 0 | 0      | 0 | 0                  | 0   | 0  | 0  | Matt Smaby         | 1                      | 0            | 0                        | 0      | -1  | 0   | 0  | 0  |  |  |  |  |
| Brad Winchesteer  | 1        | 0 | 0      | 0 | -1                 | 0   | 0  | 0  | Noah Welch         | 1                      | 0            | 0                        | 0      | -1  | 2   | 0  | 0  |  |  |  |  |
| Jeff Woywitka     | 1        | 0 | 0      | 0 | 1                  | 2   | 0  | 0  |                    |                        |              |                          |        |     |     |    |    |  |  |  |  |

Power Play: 1-5 20.0% / Penalty Killing: 2-3 66.7%

Power Play: 1-3 33.3% / Penalty Killing: 4-5 80.0%

| BLUES       |     |     |       |    |                 |       |      |      |            | Goaltending |       |       |    |    | LIGHTNING |      |      |  |  |  |  |  |  |  |
|-------------|-----|-----|-------|----|-----------------|-------|------|------|------------|-------------|-------|-------|----|----|-----------|------|------|--|--|--|--|--|--|--|
| Goalie      | GP  | Min | WLOT  | GA | SA              | SV    | GAA  | SV%  | Goalie     | GP          | Min   | WLOT  | GA | SA | SV        | GAA  | SV%  |  |  |  |  |  |  |  |
| Chris Mason | 1   | 60  | 1-0-0 | 3  | 23              | 20    | 2.98 | .870 | Karri Ramo | 1           | 60    | 0-0-1 | 4  | 36 | 32        | 4.00 | .889 |  |  |  |  |  |  |  |
| BLUES       |     |     |       |    | Goals by Period |       |      |      |            | LIGHTNING   |       |       |    |    |           |      |      |  |  |  |  |  |  |  |
| Goals       | 1st | 2nd | 3rd   | OT | Total           | Goals | 1st  | 2nd  | 3rd        | OT          | Total |       |    |    |           |      |      |  |  |  |  |  |  |  |
| Goals       | 0   | 2   | 1     | 1  | 4               | Goals | 0    | 0    | 3          | 0           | 3     |       |    |    |           |      |      |  |  |  |  |  |  |  |
| BLUES       |     |     |       |    | Shots by Period |       |      |      |            | LIGHTNING   |       |       |    |    |           |      |      |  |  |  |  |  |  |  |
| Shots       | 1st | 2nd | 3rd   | OT | Total           | Shots | 1st  | 2nd  | 3rd        | OT          | Total |       |    |    |           |      |      |  |  |  |  |  |  |  |
| Shots       | 10  | 13  | 11    | 2  | 36              | Shots | 4    | 10   | 9          | 0           | 23    |       |    |    |           |      |      |  |  |  |  |  |  |  |

\* - Overtime \*\* - Shootout

| All-Time Series vs Tampa Bay |           |           |           |           |           |           |           |               |                 |                |                 |           |           |           |           |           |           |           |  |
|------------------------------|-----------|-----------|-----------|-----------|-----------|-----------|-----------|---------------|-----------------|----------------|-----------------|-----------|-----------|-----------|-----------|-----------|-----------|-----------|--|
| Year                         | HOME      |           |           | ROAD      |           |           | OVERALL   |               |                 | Year           | HOME            |           |           | ROAD      |           |           | OVERALL   |           |  |
|                              | W-L-T-OTL | W-L-T-OTL | W-L-T-OTL | W-L-T-OTL | W-L-T-OTL | W-L-T-OTL | W-L-T-OTL | W-L-T-OTL     | W-L-T-OTL       |                | W-L-T-OTL       | W-L-T-OTL | W-L-T-OTL | W-L-T-OTL | W-L-T-OTL | W-L-T-OTL | W-L-T-OTL | W-L-T-OTL |  |
| 1992-93                      | 2-1-0     | 2-1-1     | 4-2-1     | 1998-99   | 1-0-0     | 1-0-0     | 2-0-0     | 2005-06       | DNP             | DNP            | 0-1-0           | 0-1-0     |           |           |           |           |           |           |  |
| 1993-94                      | 1-0-0     | 0-1-0     | 1-1-0     | 1999-00   | DNP       | 1-0-0-0   | 1-0-0-0   | 2006-07       | DNP             | DNP            | DNP             | DNP       |           |           |           |           |           |           |  |
| 1994-95                      | DNP       | DNP       | DNP       | 2000-01   | 1-0-0-0   | 0-1-0-0   | 1-1-0-0   | 2007-08       | 0-1-0           | DNP            | DNP             | 0-1-0     |           |           |           |           |           |           |  |
| 1995-96                      | 1-0-0     | 1-0-0     | 2-0-0     | 2001-02   | DNP       | 0-0-0-1   | 0-0-0-1   | 2008-09       | DNP             | DNP            | 1-0-0           | 1-0-0     |           |           |           |           |           |           |  |
| 1996-97                      | 1-0-0     | 0-1-0     | 1-1-0     | 2002-03   | 1-0-0-0   | DNP       | 1-0-0-0   | <b>TOTALS</b> | <b>10-2-0-0</b> | <b>5-5-3-1</b> | <b>15-7-3-1</b> |           |           |           |           |           |           |           |  |
| 1997-98                      | 1-0-0     | 0-0-1     | 1-0-1     | 2003-04   | 1-0-0-0   | 0-0-1-0   | 1-0-1-0   |               |                 |                |                 |           |           |           |           |           |           |           |  |

| All-Time Series Facts |                           |  |  |                    |       |  |  |                    |     |  |  |
|-----------------------|---------------------------|--|--|--------------------|-------|--|--|--------------------|-----|--|--|
| Shutouts For:         | 1 (1 home, 0 road)        |  |  | Overtime Record:   | 2-1-3 |  |  | Shootout Record:   | 0-0 |  |  |
| Shutouts Against:     | None                      |  |  | Overtime at Home:  | 1-0-0 |  |  | Shootout at Home:  | 0-0 |  |  |
| Last STL SO:          | April 1, 1999 (3-0 @ STL) |  |  | Overtime on Road:  | 1-1-3 |  |  | Shootout on Road:  | 0-0 |  |  |
| Last PIT SO:          | None                      |  |  | 2008-09 OT Record: | 1-0   |  |  | 2008-09 SO Record: | 0-0 |  |  |



# TORONTO MAPLE LEAFS VS. ST. LOUIS BLUES

Summary: Won-1 Lost-0 OT-0

| at ST LOUIS BLUES         |       |          |   |   |     |     |    |    |  | at TORONTO MAPLE LEAFS    |      |       |               |   |     |     |    |    |  |  |               |            |        |
|---------------------------|-------|----------|---|---|-----|-----|----|----|--|---------------------------|------|-------|---------------|---|-----|-----|----|----|--|--|---------------|------------|--------|
| Date                      | Score | no games |   |   |     |     |    |    |  | W Goal                    | Date | Score | 13 Oct '08 ** |   |     |     |    |    |  |  | STL 5 @ TOR 4 | Brad Boyes | W Goal |
| <b>BLUES</b>              |       |          |   |   |     |     |    |    |  | <b>MAPLE LEAFS</b>        |      |       |               |   |     |     |    |    |  |  |               |            |        |
| <b>Individual Scoring</b> |       |          |   |   |     |     |    |    |  | <b>Individual Scoring</b> |      |       |               |   |     |     |    |    |  |  |               |            |        |
| Player                    | GP    | G        | A | P | +/- | PIM | PP | SH |  | Player                    | GP   | G     | A             | P | +/- | PIM | PP | SH |  |  |               |            |        |
| Patrik Berglund           | 1     | 1        | 1 | 2 | 1   | 0   | 1  | 0  |  | Nik Antropov              | 1    | 0     | 2             | 2 | 3   | 0   | 0  | 0  |  |  |               |            |        |
| Paul Kariya               | 1     | 1        | 1 | 2 | 0   | 0   | 0  | 0  |  | Niklas Hagman             | 1    | 1     | 0             | 1 | 1   | 0   | 0  | 0  |  |  |               |            |        |
| Andy McDonald             | 1     | 0        | 2 | 2 | -1  | 4   | 0  | 0  |  | Tomas Kaberle             | 1    | 1     | 0             | 1 | 1   | 0   | 0  | 0  |  |  |               |            |        |
| Brad Boyes                | 1     | 1        | 0 | 1 | -2  | 0   | 0  | 0  |  | Nikolai Kulemin           | 1    | 1     | 0             | 1 | -1  | 0   | 0  | 0  |  |  |               |            |        |
| Keith Tkachuk             | 1     | 1        | 0 | 1 | -2  | 0   | 1  | 0  |  | Alexei Ponikarovsky       | 1    | 1     | 0             | 1 | 1   | 0   | 0  | 0  |  |  |               |            |        |
| T.J. Oshie                | 1     | 0        | 1 | 1 | 1   | 0   | 0  | 0  |  | Jason Blake               | 1    | 0     | 1             | 1 | 2   | 0   | 0  | 0  |  |  |               |            |        |
| David Perron              | 1     | 0        | 1 | 1 | 1   | 0   | 0  | 0  |  | Jamal Mayers              | 1    | 0     | 1             | 1 | 1   | 0   | 0  | 0  |  |  |               |            |        |
| Steve Wagner              | 1     | 0        | 1 | 1 | 2   | 0   | 0  | 0  |  | John Mitchell             | 1    | 0     | 1             | 1 | 0   | 0   | 0  | 0  |  |  |               |            |        |
| David Backes              | 1     | 0        | 0 | 0 | -2  | 6   | 0  | 0  |  | Mike Van Ryn              | 1    | 0     | 1             | 1 | 2   | 0   | 0  | 0  |  |  |               |            |        |
| Eric Brewer               | 1     | 0        | 0 | 0 | 1   | 0   | 0  | 0  |  | Carlo Colaiacovo          | 1    | 0     | 0             | 0 | 0   | 0   | 0  | 0  |  |  |               |            |        |
| Barret Jackman            | 1     | 0        | 0 | 0 | -2  | 0   | 0  | 0  |  | Mikhail Grabovski         | 1    | 0     | 0             | 0 | 0   | 0   | 0  | 0  |  |  |               |            |        |
| Cam Janssen               | 1     | 0        | 0 | 0 | 0   | 2   | 0  | 0  |  | Ryan Hollweg              | 1    | 0     | 0             | 0 | 0   | 15  | 0  | 0  |  |  |               |            |        |
| Jay McClement             | 1     | 0        | 0 | 0 | -2  | 2   | 0  | 0  |  | Pavel Kubina              | 1    | 0     | 0             | 0 | 0   | 4   | 0  | 0  |  |  |               |            |        |
| Jay McKee                 | 1     | 0        | 0 | 0 | -1  | 0   | 0  | 0  |  | Dominic Moore             | 1    | 0     | 0             | 0 | -1  | 4   | 0  | 0  |  |  |               |            |        |
| Alex Pietrangolo          | 1     | 0        | 0 | 0 | -2  | 0   | 0  | 0  |  | Luke Schenn               | 1    | 0     | 0             | 0 | -1  | 2   | 0  | 0  |  |  |               |            |        |
| Roman Polak               | 1     | 0        | 0 | 0 | -1  | 0   | 0  | 0  |  | Alexander Steen           | 1    | 0     | 0             | 0 | 0   | 0   | 0  | 0  |  |  |               |            |        |
| Chris Porter              | 1     | 0        | 0 | 0 | 0   | 0   | 0  | 0  |  | Anthon Stralman           | 1    | 0     | 0             | 0 | 2   | 0   | 0  | 0  |  |  |               |            |        |
| Yan Stastny               | 1     | 0        | 0 | 0 | 0   | 0   | 0  | 0  |  | Jiri Tlustý               | 1    | 0     | 0             | 0 | 0   | 0   | 0  | 0  |  |  |               |            |        |

Power Play: 2-5 40.0% / Penalty Killing: 6-6 100.0%

Power Play: 0-6 0.0% / Penalty Killing: 3-5 60.0%

| BLUES                  |     |     |       |       |    |       |      |      |    | MAPLE LEAFS            |    |     |       |    |    |    |      |      |  |
|------------------------|-----|-----|-------|-------|----|-------|------|------|----|------------------------|----|-----|-------|----|----|----|------|------|--|
| <b>Goaltending</b>     |     |     |       |       |    |       |      |      |    | <b>Goaltending</b>     |    |     |       |    |    |    |      |      |  |
| Goalie                 | GP  | Min | WLOT  | GA    | SA | SV    | GAA  | SV%  |    | Goalie                 | GP | Min | WLOT  | GA | SA | SV | GAA  | SV%  |  |
| Manny Legace           | 1   | 65  | 1-0-0 | 4     | 39 | 35    | 3.69 | .897 |    | Vesa Toskala           | 1  | 65  | 0-0-1 | 4  | 26 | 22 | 3.69 | .846 |  |
| <b>Goals by Period</b> |     |     |       |       |    |       |      |      |    | <b>Goals by Period</b> |    |     |       |    |    |    |      |      |  |
| 1st                    | 2nd | 3rd | OT    | Total |    | 1st   | 2nd  | 3rd  | OT | Total                  |    |     |       |    |    |    |      |      |  |
| Goals                  | 0   | 3   | 1     | 0     | 4  | Goals | 3    | 1    | 0  | 4                      |    |     |       |    |    |    |      |      |  |
| <b>Shots by Period</b> |     |     |       |       |    |       |      |      |    | <b>Shots by Period</b> |    |     |       |    |    |    |      |      |  |
| 1st                    | 2nd | 3rd | OT    | Total |    | 1st   | 2nd  | 3rd  | OT | Total                  |    |     |       |    |    |    |      |      |  |
| Shots                  | 4   | 10  | 9     | 3     | 26 | Shots | 15   | 10   | 12 | 2                      | 39 |     |       |    |    |    |      |      |  |

\* - Overtime \*\* - Shootout

| <b>All-Time Series vs Toronto</b> |           |           |           |             |           |           |           |         |           |           |           |             |            |            |            |
|-----------------------------------|-----------|-----------|-----------|-------------|-----------|-----------|-----------|---------|-----------|-----------|-----------|-------------|------------|------------|------------|
| BLUES                             |           |           |           | MAPLE LEAFS |           |           |           | BLUES   |           |           |           | MAPLE LEAFS |            |            |            |
| Year                              | HOME      | ROAD      | OVERALL   | Year        | HOME      | ROAD      | OVERALL   | Year    | HOME      | ROAD      | OVERALL   | Year        | HOME       | ROAD       | OVERALL    |
|                                   | W-L-T-OTL | W-L-T-OTL | W-L-T-OTL |             | W-L-T-OTL | W-L-T-OTL | W-L-T-OTL |         | W-L-T-OTL | W-L-T-OTL | W-L-T-OTL |             | W-L-T-OTL  | W-L-T-OTL  | W-L-T-OTL  |
| 1967-68                           | 1-0-1     | 1-1-0     | 2-1-1     | 1981-82     | 4-0-0     | 1-2-0     | 5-2-0     | 1995-96 | 0-2-1     | 1-2-0     | 1-4-1     | 1999-00     | 1-1-0-0    | 1-0-0-0    | 2-1-0-0    |
| 1968-69                           | 1-1-1     | 0-3-0     | 1-4-1     | 1982-83     | 2-1-1     | 1-2-1     | 3-3-2     | 1996-97 | 2-1-0     | 1-2-0     | 3-3-0     | 2000-01     | 1-0-1-0    | 1-0-0-0    | 2-0-1-0    |
| 1969-70                           | 2-1-0     | 0-3-0     | 2-4-0     | 1983-84     | 4-0-0     | 2-2-0     | 6-2-0     | 1997-98 | 2-0-0     | 2-1-0     | 4-1-0     | 2001-02     | 0-0-0-1    | 1-0-0-0    | 1-0-0-1    |
| 1970-71                           | 2-0-1     | 0-3-0     | 2-3-1     | 1984-85     | 3-0-1     | 1-3-0     | 4-3-1     | 1998-99 | 0-2-0     | 0-0-1     | 0-2-1     | 2002-03     | 1-0-0-0    | DNP        | 1-0-0-0    |
| 1971-72                           | 0-3-0     | 2-1-0     | 2-4-0     | 1985-86     | 3-0-1     | 0-3-1     | 3-3-2     | 1999-00 | 1-1-0-0   | 1-0-0-0   | 2-1-0-0   | 2003-04     | DNP        | 1-0-0-0    | 1-0-0-0    |
| 1972-73                           | 2-0-0     | 0-3-0     | 2-3-0     | 1986-87     | 4-0-0     | 1-2-1     | 5-2-1     | 2000-01 | 1-0-1-0   | 1-0-0-0   | 2-0-1-0   | 2005-06     | DNP        | DNP        | DNP        |
| 1973-74                           | 2-0-1     | 0-2-0     | 2-2-1     | 1987-88     | 2-1-1     | 4-0-0     | 6-1-1     | 2006-07 | 0-1-0     | DNP       | 0-1-0     | 2007-08     | DNP        | DNP        | 0-1-0      |
| 1974-75                           | 0-2-0     | 0-0-2     | 0-2-2     | 1988-89     | 4-0-0     | 2-2-0     | 6-2-0     | 2007-08 | DNP       | 1-0-0     | 1-0-0     | 2008-09     | DNP        | 1-0-0      | 1-0-0      |
| 1975-76                           | 0-1-1     | 0-1-1     | 0-2-2     | 1989-90     | 1-3-0     | 0-4-0     | 1-7-0     | 2008-09 | DNP       | 1-0-0     | 1-0-0     | TOTALS      | 58-30-14-1 | 32-58-11-0 | 90-88-25-1 |
| 1976-77                           | 1-1-0     | 1-1-0     | 2-2-0     | 1990-91     | 3-1-0     | 2-2-0     | 5-3-0     |         |           |           |           |             |            |            |            |
| 1977-78                           | 0-1-1     | 0-1-1     | 0-2-2     | 1991-92     | 3-1-0     | 0-3-1     | 3-4-1     |         |           |           |           |             |            |            |            |
| 1978-79                           | 0-2-0     | 0-2-0     | 0-4-0     | 1992-93     | 0-2-1     | 0-2-2     | 0-4-3     |         |           |           |           |             |            |            |            |
| 1979-80                           | 1-1-0     | 1-1-0     | 2-2-0     | 1993-94     | 1-1-1     | 1-2-0     | 2-3-1     |         |           |           |           |             |            |            |            |
| 1980-81                           | 2-0-0     | 1-1-0     | 3-1-0     | 1994-95     | 3-0-0     | 1-1-0     | 4-1-0     |         |           |           |           |             |            |            |            |

| <b>All-Time Series Facts</b> |                          |  |  |                    |        |  |  |                    |     |  |  |
|------------------------------|--------------------------|--|--|--------------------|--------|--|--|--------------------|-----|--|--|
| Shutouts For:                | 8 (6 home, 2 road)       |  |  | Overtime Record:   | 7-8-13 |  |  | Shutout Record:    | 1-0 |  |  |
| Shutouts Against:            | 8 (4 home, 4 road)       |  |  | Overtime at Home:  | 5-3-7  |  |  | Shutout at Home:   | 0-0 |  |  |
| Last STL SO:                 | Nov. 4, 2000 (0-0 @ STL) |  |  | Overtime on Road:  | 2-5-6  |  |  | Shutout on Road:   | 1-0 |  |  |
| Last TOR SO:                 | Nov. 4, 2000 (0-0 @ STL) |  |  | 2008-09 OT Record: | 0-0    |  |  | 2008-09 SO Record: | 1-0 |  |  |

# Blues vs. the NHL

## VANCOUVER CANUCKS VS. ST. LOUIS BLUES

Summary: Won-2 Lost-2 OT-0

| at ST LOUIS BLUES |               |               |  | at VANCOUVER CANUCKS |               |              |  |
|-------------------|---------------|---------------|--|----------------------|---------------|--------------|--|
| Date              | Score         | W Goal        |  | Date                 | Score         | W Goal       |  |
| 26 Mar '09        | VAN 2 @ STL 4 | David Perron  |  | 19 Mar '09           | STL 0 @ VAN 3 | Alex Burrows |  |
| 10 Feb '09        | VAN 6 @ STL 4 | Jannik Hansen |  | 09 Jan '09           | STL 6 @ VAN 4 | Brad Boyes   |  |

| BLUES            |    |   |   |   |     |     |    |    |                 |    | Individual Scoring |   |   |     |     |    |    |   |    |   |   | CANUCKS |     |     |    |    |  |  |  |  |  |  |
|------------------|----|---|---|---|-----|-----|----|----|-----------------|----|--------------------|---|---|-----|-----|----|----|---|----|---|---|---------|-----|-----|----|----|--|--|--|--|--|--|
| Player           | GP | G | A | P | +/- | PIM | PP | SH | Player          | GP | G                  | A | P | +/- | PIM | PP | SH | Player  | GP | G   | A | P       | +/- | PIM | PP | SH |  |  |  |  |  |  |
| Patrik Berglund  | 4  | 1 | 5 | 6 | 1   | 0   | 0  | 0  | Henrik Sedin    | 4  | 1                  | 4 | 5 | 4   | 0   | 0  | 0  | Daniel Sedin  | 4  | 1   | 4 | 5       | 4   | 2   | 1  | 0  |  |  |  |  |  |  |
| T.J. Oshie       | 4  | 2 | 3 | 5 | 3   | 0   | 0  | 0  | Willie Mitchell | 4  | 2                  | 2 | 4 | 6   | 6   | 0  | 0  | Alex Burrows  | 4  | 3   | 0 | 3       | 3   | 6   | 0  | 0  |  |  |  |  |  |  |
| Keith Kuchuk     | 4  | 1 | 3 | 4 | 0   | 2   | 1  | 0  | Pavol Demitra   | 4  | 1                  | 2 | 3 | 0   | 4   | 0  | 0  | Ryan Kesler   | 4  | 1   | 2 | 3       | 0   | 0   | 1  | 0  |  |  |  |  |  |  |
| Carlo Colaiacovo | 4  | 0 | 4 | 4 | 1   | 2   | 0  | 0  | Ryan Kesler     | 4  | 1                  | 2 | 3 | 0   | 0   | 1  | 0  | Kevin Bleksa  | 4  | 0   | 3 | 3       | -1  | 7   | 0  | 0  |  |  |  |  |  |  |
| David Backes     | 4  | 2 | 1 | 3 | 0   | 4   | 0  | 1  | Mats Sundin     | 4  | 2                  | 0 | 2 | -1  | 8   | 1  | 0  | Jannik Hansen   | 3  | 2   | 0 | 2       | 3   | 4   | 0  | 0  |  |  |  |  |  |  |
| Brad Boyes       | 4  | 2 | 1 | 3 | -4  | 0   | 2  | 0  | Jannik Hansen   | 3  | 1                  | 1 | 2 | 1   | 0   | 0  | 0  | Taylor Pyatt  | 3  | 0   | 1 | 2       | 1   | 0   | 0  | 0  |  |  |  |  |  |  |
| Andy McDonald    | 3  | 2 | 1 | 3 | -4  | 4   | 1  | 0  | Mattias Ohlund  | 4  | 0                  | 2 | 2 | -1  | 0   | 0  | 0  | Mason Raymond   | 3  | 1   | 0 | 1       | -3  | 2   | 0  | 0  |  |  |  |  |  |  |
| David Perron     | 4  | 1 | 2 | 3 | 0   | 6   | 1  | 0  | Steve Bernier   | 4  | 0                  | 1 | 1 | -3  | 0   | 0  | 0  | Steve Bernier   | 4  | 0   | 1 | 1       | -3  | 0   | 0  | 0  |  |  |  |  |  |  |
| Roman Polak      | 3  | 0 | 2 | 2 | -1  | 0   | 0  | 0  | Alexander Edler | 4  | 0                  | 1 | 1 | -2  | 2   | 0  | 0  | Sami Salo   | 3  | 0   | 1 | 1       | 2   | 4   | 0  | 0  |  |  |  |  |  |  |
| Brandon Crombeen | 4  | 1 | 0 | 1 | -2  | 4   | 0  | 0  | Kyle Wellwood   | 3  | 0                  | 1 | 1 | -2  | 0   | 0  | 0  | Darcy Hordichuk                                       | 4  | 0   | 0 | 0       | 1   | 0   | 0  | 0  |  |  |  |  |  |  |
| Alexander Steen  | 4  | 1 | 0 | 1 | -1  | 0   | 0  | 0  | Ryan Johnson    | 4  | 0                  | 0 | 0 | 0   | 2   | 0  | 0  | Shane O'Brien   | 2  | 0   | 0 | 0       | 2   | 4   | 0  | 0  |  |  |  |  |  |  |
| Steve Wagner     | 1  | 1 | 0 | 1 | 1   | 0   | 0  | 0  | Rob Davison     | 1  | 0                  | 0 | 0 | 0   | 0   | 0  | 0  | Lawrence Nycholat                                     | 1  | 0   | 0 | 0       | -1  | 0   | 0  | 0  |  |  |  |  |  |  |
| Barret Jackman   | 4  | 0 | 1 | 1 | -5  | 4   | 0  | 0  | Ossi Vaananen   | 1  | 0                  | 0 | 0 | 2   | 0   | 0  | 0  | Power Play: 5-19 26.3% / Penalty Killing: 11-14 78.6% |    |   |   |         |     |     |    |    |  |  |  |  |  |  |
| Jeff Woyniak     | 4  | 0 | 1 | 1 | -2  | 2   | 0  | 0  |                 |    |                    |   |   |     |     |    |    |   |    | Power Play: 3-14 21.4% / Penalty Killing: 14-19 73.7% |   |         |     |     |    |    |  |  |  |  |  |  |
| Mike Weaver      | 3  | 0 | 1 | 1 | -1  | 0   | 0  | 0  |                 |    |                    |   |   |     |     |    |    |   |    |   |   |         |     |     |    |    |  |  |  |  |  |  |
| Tyson Strachan   | 2  | 0 | 1 | 1 | 2   | 2   | 0  | 0  |                 |    |                    |   |   |     |     |    |    |   |    |   |   |         |     |     |    |    |  |  |  |  |  |  |
| Yan Stastny      | 1  | 0 | 1 | 1 | 0   | 0   | 0  | 0  |                 |    |                    |   |   |     |     |    |    |   |    |   |   |         |     |     |    |    |  |  |  |  |  |  |
| Jay McClement    | 4  | 0 | 0 | 0 | -3  | 2   | 0  | 0  |                 |    |                    |   |   |     |     |    |    |   |    |   |   |         |     |     |    |    |  |  |  |  |  |  |
| Brad Winchester  | 4  | 0 | 0 | 0 | 1   | 2   | 0  | 0  |                 |    |                    |   |   |     |     |    |    |   |    |   |   |         |     |     |    |    |  |  |  |  |  |  |
| Dan Hinote       | 3  | 0 | 0 | 0 | 0   | 5   | 0  | 0  |                 |    |                    |   |   |     |     |    |    |   |    |   |   |         |     |     |    |    |  |  |  |  |  |  |
| Jay McKee        | 3  | 0 | 0 | 0 | -2  | 0   | 0  | 0  |                 |    |                    |   |   |     |     |    |    |   |    |   |   |         |     |     |    |    |  |  |  |  |  |  |
| Cam Janssen      | 1  | 0 | 0 | 0 | 0   | 0   | 0  | 0  |                 |    |                    |   |   |     |     |    |    |   |    |   |   |         |     |     |    |    |  |  |  |  |  |  |

| BLUES        |    |     |       |    |    |    |      |      |                |    | Goaltending |       |    |    |    |      |      |                 |    |     |       | CANUCKS |    |    |      |      |  |  |  |  |  |  |
|--------------|----|-----|-------|----|----|----|------|------|----------------|----|-------------|-------|----|----|----|------|------|-----------------|----|-----|-------|---------|----|----|------|------|--|--|--|--|--|--|
| Goalie       | GP | Min | WLOT  | GA | SA | SV | GAA  | SV%  | Goalie         | GP | Min         | WLOT  | GA | SA | SV | GAA  | SV%  | Goalie          | GP | Min | WLOT  | GA      | SA | SV | GAA  | SV%  |  |  |  |  |  |  |
| Chris Mason  | 3  | 175 | 1-2-0 | 10 | 73 | 63 | 3.44 | .863 | Roberto Luongo | 3  | 180         | 2-1-0 | 8  | 90 | 82 | 2.67 | .911 | Jason LaBarbera | 1  | 60  | 0-1-0 | 6       | 36 | 30 | 6.00 | .833 |  |  |  |  |  |  |
| Manny Legace | 1  | 60  | 1-0-0 | 4  | 22 | 18 | 4.00 | .818 |                |    |             |       |    |    |    |      |      |                 |    |     |       |         |    |    |      |      |  |  |  |  |  |  |

| BLUES |     |     |     |    |       | Goals by Period |     |     |     |    |       | CANUCKS |     |     |     |    |       |
|-------|-----|-----|-----|----|-------|-----------------|-----|-----|-----|----|-------|---------|-----|-----|-----|----|-------|
|       | 1st | 2nd | 3rd | OT | Total |                 | 1st | 2nd | 3rd | OT | Total |         | 1st | 2nd | 3rd | OT | Total |
| Goals | 3   | 5   | 6   | 0  | 14    | Goals           | 3   | 4   | 8   | 0  | 15    |         |     |     |     |    |       |

| BLUES |     |     |     |    |       | Shots by Period |     |     |     |    |       | CANUCKS |     |     |     |    |       |
|-------|-----|-----|-----|----|-------|-----------------|-----|-----|-----|----|-------|---------|-----|-----|-----|----|-------|
|       | 1st | 2nd | 3rd | OT | Total |                 | 1st | 2nd | 3rd | OT | Total |         | 1st | 2nd | 3rd | OT | Total |
| Shots | 43  | 46  | 37  | 0  | 126   | Shots           | 31  | 29  | 36  | 0  | 96    |         |     |     |     |    |       |

\* - Overtime \*\* - Shootout

### All-Time Series vs Vancouver

| HOME    |           |           |           | ROAD    |           |           |           | OVERALL |           |           |           | HOME    |           |           |           | ROAD    |           |           |           | OVERALL |            |            |            |         |         |       |       |         |         |       |       |         |         |         |         |         |
|---------|-----------|-----------|-----------|---------|-----------|-----------|-----------|---------|-----------|-----------|-----------|---------|-----------|-----------|-----------|---------|-----------|-----------|-----------|---------|------------|------------|------------|---------|---------|-------|-------|---------|---------|-------|-------|---------|---------|---------|---------|---------|
| Year    | W-L-T-OTL | W-L-T-OTL | W-L-T-OTL | Year    | W-L-T-OTL | W-L-T-OTL | W-L-T-OTL | Year    | W-L-T-OTL | W-L-T-OTL | W-L-T-OTL | Year    | W-L-T-OTL | W-L-T-OTL | W-L-T-OTL | Year    | W-L-T-OTL | W-L-T-OTL | W-L-T-OTL |         |            |            |            |         |         |       |       |         |         |       |       |         |         |         |         |         |
| 1970-71 | 2-0-1     | 1-1-1     | 3-1-2     | 1983-84 | 2-0-0     | 0-1-0     | 2-1-0     | 1996-97 | 1-1-0     | 1-1-0     | 1-1-0     | 2-2-0   | 2-0-0     | 2-0-0     | 4-0-0     | 1971-72 | 2-1-0     | 0-2-1     | 2-3-1     | 1984-85 | 1-0-0      | 2-0-0      | 3-0-0      | 1997-98 | 2-0-0   | 2-0-0 | 4-0-0 |         |         |       |       |         |         |         |         |         |
| 1972-73 | 2-0-0     | 2-1-0     | 4-1-0     | 1985-86 | 2-0-0     | 1-0-0     | 3-0-0     | 1998-99 | 2-0-0     | 2-0-0     | 2-0-0     | 4-0-0   | 1973-74   | 1-1-1     | 2-0-0     | 3-1-1   | 1986-87   | 0-1-0     | 0-1-1     | 0-2-1   | 1999-00    | 1-0-1-0    | 2-0-0-0    | 3-0-1-0 | 1974-75 | 1-2-0 | 1-1-1 | 2-3-1   | 1987-88 | 2-0-0 | 0-1-0 | 2-1-0   | 2000-01 | 1-1-0-0 | 1-0-0-1 | 2-1-0-1 |
| 1975-76 | 2-0-1     | 1-2-0     | 3-2-1     | 1988-89 | 0-1-0     | 0-2-0     | 0-3-0     | 2001-02 | 2-0-0-0   | 0-1-1-0   | 2-1-1-0   | 1976-77 | 1-1-1     | 3-0-0     | 4-1-1     | 1989-90 | 1-1-0     | 1-0-0     | 2-1-0     | 2002-03 | 1-1-0-0    | 0-1-1-0    | 1-2-1-0    | 1977-78 | 3-0-0   | 0-3-0 | 3-3-0 | 1990-91 | 0-0-1   | 1-1-0 | 1-1-1 | 2003-04 | 1-1-0-0 | 0-2-0-0 | 1-3-0-0 |         |
| 1978-79 | 1-1-2     | 0-3-1     | 1-4-3     | 1991-92 | 0-1-0     | 2-0-0     | 2-1-0     | 2005-06 | 2-0-0     | 2-0-0     | 4-0-0     | 1979-80 | 1-1-0     | 2-0-0     | 3-1-0     | 1992-93 | 1-1-0     | 1-1-0     | 2-2-0     | 2006-07 | 1-0-1      | 0-1-1      | 1-1-2      | 1980-81 | 2-0-0   | 2-0-0 | 4-0-0 | 1993-94 | 1-1-0   | 0-1-1 | 1-2-1 | 2007-08 | 1-0-1   | 0-1-1   | 1-1-2   |         |
| 1981-82 | 1-1-0     | 1-0-0     | 2-1-0     | 1994-95 | 1-1-0     | 1-1-0     | 2-2-0     | 2008-09 | 1-1-0     | 1-1-0     | 2-2-0     | 1982-83 | 0-1-0     | 0-2-0     | 0-3-0     | 1995-96 | 0-1-1     | 1-0-1     | 1-1-2     | TOTALS  | 46-22-11-0 | 36-32-11-1 | 82-54-22-1 |         |         |       |       |         |         |       |       |         |         |         |         |         |

### All-Time Series Facts

|                   |                            |                    |       |                    |     |
|-------------------|----------------------------|--------------------|-------|--------------------|-----|
| Shutouts For:     | 8 (6 home, 2 road)         | Overtime Record:   | 1-5-8 | Shutout Record:    | 0-2 |
| Shutouts Against: | 9 (3 home, 6 road)         | Overtime at Home:  | 1-3-3 | Shutout at Home:   | 0-1 |
| Last STL SO:      | Jan. 23, 2006 (4-0 @ STL)  | Overtime on Road:  | 0-2-5 | Shutout on Road:   | 0-1 |
| Last VAN SO:      | March 19, 2009 (0-3 @ VAN) | 2008-09 OT Record: | 0-0   | 2008-09 SO Record: | 0-0 |



# WASHINGTON CAPITALS VS. ST. LOUIS BLUES

Summary: Won-0 Lost-1 OT-0

| at ST LOUIS BLUES |          |   |        |   |    |   |     |    |    |                    | at WASHINGTON CAPITALS |                                 |   |        |   |   |     |    |    |  |  |
|-------------------|----------|---|--------|---|----|---|-----|----|----|--------------------|------------------------|---------------------------------|---|--------|---|---|-----|----|----|--|--|
| Date              | Score    |   | W Goal |   |    |   |     |    |    |                    | Date                   | Score                           |   | W Goal |   |   |     |    |    |  |  |
|                   | no games |   |        |   |    |   |     |    |    |                    | 18 Dec '08             | STL 2 @ WSH 4 Tomas Fleischmann |   |        |   |   |     |    |    |  |  |
| BLUES             |          |   |        |   |    |   |     |    |    |                    | CAPITALS               |                                 |   |        |   |   |     |    |    |  |  |
| Player            | GP       | G | A      | P | +  | - | PIM | PP | SH | Player             | GP                     | G                               | A | P      | + | - | PIM | PP | SH |  |  |
| David Backes      | 1        | 1 | 0      | 1 | -1 | 2 | 0   | 0  |    | Viktor Kozlov      | 1                      | 2                               | 1 | 3      | 1 | 0 | 0   | 0  |    |  |  |
| Brad Winchester   | 1        | 1 | 0      | 1 | -1 | 0 | 1   | 0  |    | Tomas Fleischmann  | 1                      | 1                               | 0 | 1      | 1 | 0 | 0   | 0  |    |  |  |
| Carlo Colaiacovo  | 1        | 0 | 1      | 1 | -1 | 0 | 0   | 0  |    | Alexander Ovechkin | 1                      | 1                               | 0 | 1      | 0 | 0 | 0   | 1  | 0  |  |  |
| Barret Jackman    | 1        | 0 | 1      | 1 | -1 | 0 | 0   | 0  |    | Nicklas Backstrom  | 1                      | 0                               | 1 | 1      | 0 | 2 | 0   | 0  |    |  |  |
| Jay McClement     | 1        | 0 | 1      | 1 | 1  | 0 | 0   | 0  |    | Eric Fehr          | 1                      | 0                               | 1 | 1      | 1 | 2 | 0   | 0  |    |  |  |
| Alexander Steen   | 1        | 0 | 1      | 1 | 1  | 0 | 0   | 0  |    | Boyd Gordon        | 1                      | 0                               | 1 | 1      | 1 | 0 | 0   | 0  |    |  |  |
| Patrik Berglund   | 1        | 0 | 0      | 0 | 0  | 0 | 0   | 0  |    | Tom Poti           | 1                      | 0                               | 1 | 1      | 0 | 0 | 0   | 0  |    |  |  |
| Brad Boyes        | 1        | 0 | 0      | 0 | -3 | 0 | 0   | 0  |    | Alexander Semin    | 1                      | 0                               | 1 | 1      | 0 | 0 | 0   | 0  |    |  |  |
| Brandon Crombeen  | 1        | 0 | 0      | 0 | 0  | 0 | 0   | 0  |    | David Steckel      | 1                      | 0                               | 1 | 1      | 1 | 0 | 0   | 0  |    |  |  |
| Dan Hinote        | 1        | 0 | 0      | 0 | -2 | 0 | 0   | 0  |    | Karl Alzner        | 1                      | 0                               | 0 | 0      | 2 | 0 | 0   | 0  |    |  |  |
| Jonas Junland     | 1        | 0 | 0      | 0 | 0  | 2 | 0   | 0  |    | Matt Bradley       | 1                      | 0                               | 0 | 0      | 0 | 0 | 0   | 0  |    |  |  |
| David Perron      | 1        | 0 | 0      | 0 | 0  | 2 | 0   | 0  |    | Donald Brashear    | 1                      | 0                               | 0 | 0      | 1 | 0 | 0   | 0  |    |  |  |
| Roman Polak       | 1        | 0 | 0      | 0 | -1 | 2 | 0   | 0  |    | Sean Collins       | 1                      | 0                               | 0 | 0      | 1 | 0 | 0   | 0  |    |  |  |
| Yan Stastny       | 1        | 0 | 0      | 0 | 0  | 0 | 0   | 0  |    | Mike Green         | 1                      | 0                               | 0 | 0      | 0 | 0 | 0   | 0  |    |  |  |
| Tyson Strachan    | 1        | 0 | 0      | 0 | -1 | 2 | 0   | 0  |    | Milan Jurcina      | 1                      | 0                               | 0 | 0      | 1 | 0 | 0   | 0  |    |  |  |
| Keith Kuchuk      | 1        | 0 | 0      | 0 | -1 | 0 | 0   | 0  |    | Brooks Laich       | 1                      | 0                               | 0 | 0      | 0 | 0 | 0   | 0  |    |  |  |
| Mike Weaver       | 1        | 0 | 0      | 0 | 0  | 0 | 0   | 0  |    | Shaone Morrisonn   | 1                      | 0                               | 0 | 0      | 0 | 0 | 0   | 0  |    |  |  |
| Jeff Woywitka     | 1        | 0 | 0      | 0 | 0  | 0 | 0   | 0  |    | Michael Nylander   | 1                      | 0                               | 0 | 0      | 0 | 2 | 0   | 0  |    |  |  |

Power Play: 1-5 20.0% / Penalty Killing: 4-5 80.0%

Power Play: 1-5 20.0% / Penalty Killing: 4-5 80.0%

| BLUES           |     |     |    |       |     |       |     |    |       |      | CAPITALS        |     |     |       |   |    |    |    |    |      |      |
|-----------------|-----|-----|----|-------|-----|-------|-----|----|-------|------|-----------------|-----|-----|-------|---|----|----|----|----|------|------|
| Goalie          | GP  | Min | W  | L     | OT  | GA    | SA  | SV | GAA   | SV%  | Goalie          | GP  | Min | W     | L | OT | GA | SA | SV | GAA  | SV%  |
| Ben Bishop      | 1   | 57  | 0  | 1     | 0   | 4     | 29  | 25 | 4.22  | .862 | Simeon Varlamov | 1   | 60  | 1     | 0 | 0  | 2  | 31 | 29 | 2.00 | .935 |
| BLUES           |     |     |    |       |     |       |     |    |       |      | CAPITALS        |     |     |       |   |    |    |    |    |      |      |
| Goals by Period |     |     |    |       |     |       |     |    |       |      | Goals by Period |     |     |       |   |    |    |    |    |      |      |
| 1st             | 2nd | 3rd | OT | Total | 1st | 2nd   | 3rd | OT | Total | 1st  | 2nd             | 3rd | OT  | Total |   |    |    |    |    |      |      |
| Goals           | 0   | 1   | 1  | 0     | 2   | Goals | 1   | 2  | 1     | 0    | 4               |     |     |       |   |    |    |    |    |      |      |
| BLUES           |     |     |    |       |     |       |     |    |       |      | CAPITALS        |     |     |       |   |    |    |    |    |      |      |
| Shots by Period |     |     |    |       |     |       |     |    |       |      | Shots by Period |     |     |       |   |    |    |    |    |      |      |
| 1st             | 2nd | 3rd | OT | Total | 1st | 2nd   | 3rd | OT | Total | 1st  | 2nd             | 3rd | OT  | Total |   |    |    |    |    |      |      |
| Shots           | 11  | 9   | 11 | 0     | 31  | Shots | 11  | 14 | 4     | 0    | 29              |     |     |       |   |    |    |    |    |      |      |

\* - Overtime \*\* - Shootout

### All-Time Series vs Washington

| Year    | HOME W-L-T-OTL | ROAD W-L-T-OTL | OVERALL W-L-T-OTL | Year    | HOME W-L-T-OTL | ROAD W-L-T-OTL | OVERALL W-L-T-OTL | Year          | HOME W-L-T-OTL   | ROAD W-L-T-OTL   | OVERALL W-L-T-OTL |
|---------|----------------|----------------|-------------------|---------|----------------|----------------|-------------------|---------------|------------------|------------------|-------------------|
| 1974-75 | 2-0-0          | 2-0-0          | 4-0-0             | 1986-87 | 0-1-1          | 0-1-0          | 0-2-1             | 1998-99       | 1-0-0            | 1-0-0            | 2-0-0             |
| 1975-76 | 2-0-0          | 2-0-0          | 4-0-0             | 1987-88 | 1-0-0          | 1-0-1          | 2-0-1             | 1999-00       | 1-0-0-0          | 0-0-1-0          | 1-0-1-0           |
| 1976-77 | 1-1-0          | 0-2-0          | 1-3-0             | 1988-89 | 0-1-1          | 0-1-0          | 0-2-1             | 2000-01       | 1-0-0-0          | DNP              | 1-0-0-0           |
| 1977-78 | 0-0-2          | 1-1-0          | 1-1-2             | 1989-90 | 1-0-0          | 1-0-1          | 2-0-1             | 2001-02       | 1-0-0-0          | 1-0-0-0          | 2-0-0-0           |
| 1978-79 | 1-1-0          | 1-1-0          | 2-2-0             | 1990-91 | 1-0-1          | 1-0-0          | 2-0-1             | 2002-03       | DNP              | 1-0-0-0          | 1-0-0-0           |
| 1979-80 | 2-0-0          | 0-2-0          | 2-2-0             | 1991-92 | 1-1-0          | 0-1-0          | 1-2-0             | 2003-04       | 1-0-0-0          | DNP              | 1-0-0-0           |
| 1980-81 | 1-0-1          | 1-0-1          | 2-0-2             | 1992-93 | 0-1-0          | 0-1-0          | 0-2-0             | 2005-06       | DNP              | 0-0-1            | 0-0-1             |
| 1981-82 | 1-0-0          | 0-2-0          | 1-2-0             | 1993-94 | 0-1-0          | 0-1-0          | 0-2-0             | 2006-07       | DNP              | DNP              | DNP               |
| 1982-83 | 0-1-1          | 1-0-0          | 1-1-1             | 1994-95 | DNP            | DNP            | DNP               | 2007-08       | 1-0-0            | DNP              | 1-0-0             |
| 1983-84 | 0-1-0          | 1-1-0          | 1-2-0             | 1995-96 | 0-1-0          | 0-1-0          | 0-2-0             | 2008-09       | DNP              | 0-1-0            | 0-1-0             |
| 1984-85 | 0-1-1          | 0-1-0          | 0-2-1             | 1996-97 | 0-1-0          | 0-1-0          | 0-2-0             | <b>TOTALS</b> | <b>21-13-8-0</b> | <b>15-21-5-0</b> | <b>36-34-13-0</b> |
| 1985-86 | 0-1-0          | 0-2-0          | 0-3-0             | 1997-98 | 1-0-0          | 0-1-0          | 1-1-0             |               |                  |                  |                   |

### All-Time Series Facts

|                   |                          |                    |       |                    |     |
|-------------------|--------------------------|--------------------|-------|--------------------|-----|
| Shutouts For:     | 3 (2 home, 1 road)       | Overtime Record:   | 0-1-7 | Shutout Record:    | 0-1 |
| Shutouts Against: | None                     | Overtime at Home:  | 0-0-4 | Shutout at Home:   | 0-0 |
| Last STL SO:      | Nov. 2, 2000 (2-0 @ STL) | Overtime on Road:  | 0-1-3 | Shutout on Road:   | 0-1 |
| Last WSH SO:      | None                     | 2008-09 OT Record: | 0-0   | 2008-09 SO Record: | 0-0 |



# TEAM & INDIVIDUAL RESULTS, RECORDS AND STATS



## 2008-2009 (41-31-10, 92 pts, 3rd Central Division)

| #  | DATE  | VERSUS         | SCORE   | RECORD  | #  | DATE | VERSUS       | SCORE   | RECORD   |
|----|-------|----------------|---------|---------|----|------|--------------|---------|----------|
| 1  | 10/10 | Nashville      | 5-2 W   | 1-0-0   | 42 | 1/13 | @ Calgary    | 1-3 L   | 16-23-3  |
| 2  | 10/11 | @ NY Islanders | 2-5 L   | 1-1-0   | 43 | 1/15 | Colorado     | 5-2 W   | 17-23-3  |
| 3  | 10/13 | @ Toronto      | 5-4 SOW | 2-1-0   | 44 | 1/17 | Chicago      | 1-2 OTL | 17-23-4  |
| 4  | 10/16 | Dallas         | 6-1 W   | 3-1-0   | 45 | 1/19 | @ Boston     | 5-4 SOW | 18-23-4  |
| 5  | 10/18 | Chicago        | 4-3 SOW | 4-1-0   | 46 | 1/21 | @ Chicago    | 2-0 W   | 19-23-4  |
| 6  | 10/22 | Detroit        | 3-4 L   | 4-2-0   | 47 | 1/29 | Ottawa       | 1-3 L   | 19-24-4  |
| 7  | 10/24 | Los Angeles    | 0-4 L   | 4-3-0   | 48 | 1/31 | Philadelphia | 4-0 W   | 20-24-4  |
| 8  | 10/25 | Florida        | 4-0 W   | 5-3-0   | 49 | 2/2  | @ Detroit    | 3-4 SOL | 20-24-5  |
| 9  | 10/30 | Carolina       | 0-1 L   | 5-4-0   | 50 | 2/3  | @ Columbus   | 4-2 W   | 21-24-5  |
| 10 | 11/1  | Pittsburgh     | 3-6 L   | 5-5-0   | 51 | 2/5  | Edmonton     | 1-2 SOL | 21-24-6  |
| 11 | 11/5  | @ Anaheim      | 2-5 L   | 5-6-0   | 52 | 2/7  | Colorado     | 4-1 W   | 22-24-6  |
| 12 | 11/6  | @ San Jose     | 4-5 SOL | 5-6-1   | 53 | 2/10 | Vancouver    | 4-6 L   | 22-25-6  |
| 13 | 11/8  | @ Los Angeles  | 3-5 L   | 5-7-1   | 54 | 2/12 | @ Nashville  | 3-4 SOL | 22-25-7  |
| 14 | 11/12 | @ Buffalo      | 3-4 L   | 5-8-1   | 55 | 2/13 | Chicago      | 1-0 W   | 23-25-7  |
| 15 | 11/14 | @ Chicago      | 4-3 OTW | 6-8-1   | 56 | 2/16 | NY Rangers   | 2-1 W   | 24-25-7  |
| 16 | 11/16 | Montreal       | 2-3 SOL | 6-8-2   | 57 | 2/18 | @ Columbus   | 3-4 L   | 24-26-7  |
| 17 | 11/21 | Anaheim        | 3-2 OTW | 7-8-2   | 58 | 2/19 | @ Nashville  | 2-1 OTW | 25-26-7  |
| 18 | 11/22 | @ Minnesota    | 2-1 W   | 8-8-2   | 59 | 2/21 | Nashville    | 0-1 OTL | 25-26-8  |
| 19 | 11/25 | @ Nashville    | 1-0 SOW | 9-8-2   | 60 | 2/24 | Phoenix      | 2-1 W   | 26-26-8  |
| 20 | 11/26 | @ Colorado     | 1-3 L   | 9-9-2   | 61 | 2/26 | @ Dallas     | 3-1 W   | 27-26-8  |
| 21 | 11/29 | Edmonton       | 2-4 L   | 9-10-2  | 62 | 2/28 | @ Phoenix    | 3-1 W   | 28-26-8  |
| 22 | 11/30 | @ Atlanta      | 4-2 W   | 10-10-2 | 63 | 3/3  | Detroit      | 0-5 L   | 28-27-8  |
| 23 | 12/3  | @ Minnesota    | 0-4 L   | 10-11-2 | 64 | 3/6  | @ Tampa Bay  | 4-3 OTW | 29-27-8  |
| 24 | 12/5  | Calgary        | 3-4 OTL | 10-11-3 | 65 | 3/7  | @ Florida    | 3-5 L   | 29-28-8  |
| 25 | 12/6  | Phoenix        | 4-3 W   | 11-11-3 | 66 | 3/10 | Dallas       | 5-2 W   | 30-28-8  |
| 26 | 12/8  | Nashville      | 6-3 W   | 12-11-3 | 67 | 3/12 | San Jose     | 3-1 W   | 31-28-8  |
| 27 | 12/10 | @ Anaheim      | 2-4 L   | 12-12-3 | 68 | 3/14 | Detroit      | 2-5 L   | 31-29-8  |
| 28 | 12/11 | @ Los Angeles  | 2-6 L   | 12-13-3 | 69 | 3/15 | Minnesota    | 5-3 W   | 32-29-8  |
| 29 | 12/13 | @ San Jose     | 4-5 L   | 12-14-3 | 70 | 3/17 | @ Edmonton   | 1-2 SOL | 32-29-9  |
| 30 | 12/16 | Calgary        | 3-6 L   | 12-15-3 | 71 | 3/19 | @ Vancouver  | 0-3 L   | 32-30-9  |
| 31 | 12/18 | @ Washington   | 2-4 L   | 12-16-3 | 72 | 3/20 | @ Calgary    | 3-2 W   | 33-30-9  |
| 32 | 12/20 | Minnesota      | 4-2 W   | 13-16-3 | 73 | 3/24 | Los Angeles  | 2-0 W   | 34-30-9  |
| 33 | 12/21 | Boston         | 3-6 L   | 13-17-3 | 74 | 3/26 | Vancouver    | 4-2 W   | 35-30-9  |
| 34 | 12/23 | @ Detroit      | 1-4 L   | 13-18-3 | 75 | 3/28 | Columbus     | 4-3 SOW | 36-30-9  |
| 35 | 12/27 | San Jose       | 3-2 SOW | 14-18-3 | 76 | 3/29 | @ Columbus   | 5-2 W   | 37-30-9  |
| 36 | 12/28 | Anaheim        | 3-4 L   | 14-19-3 | 77 | 4/1  | @ Chicago    | 1-3 L   | 37-31-9  |
| 37 | 12/30 | New Jersey     | 3-4 L   | 14-20-3 | 78 | 4/2  | @ Detroit    | 5-4 W   | 38-31-9  |
| 38 | 1/2   | @ Carolina     | 1-2 L   | 14-21-3 | 79 | 4/4  | @ Dallas     | 4-5 OTL | 38-31-10 |
| 39 | 1/3   | Columbus       | 5-2 W   | 15-21-3 | 80 | 4/7  | @ Phoenix    | 5-1 W   | 39-31-10 |
| 40 | 1/9   | @ Vancouver    | 6-4 W   | 16-21-3 | 81 | 4/10 | Columbus     | 3-1 W   | 40-31-10 |
| 41 | 1/11  | @ Edmonton     | 1-2 L   | 16-22-3 | 82 | 4/12 | @ Colorado   | 1-0 W   | 41-31-10 |

| PLAYER           | GP | G  | A  | TP | +/- | PIM | S   | PCTG | PLAYER            | GP        | G          | A          | TP           | +/-       | PIM       | S         | PCTG      |            |
|------------------|----|----|----|----|-----|-----|-----|------|-------------------|-----------|------------|------------|--------------|-----------|-----------|-----------|-----------|------------|
| BRAD BOYES       | 82 | 33 | 39 | 72 | -20 | 26  | 220 | 15   | ERIC BREWER       | 28        | 1          | 5          | 6            | -14       | 24        | 49        | 2         |            |
| DAVID BACKES     | 82 | 31 | 23 | 54 | -3  | 165 | 208 | 14.9 | DAN HINOTE        | 51        | 1          | 4          | 5            | -7        | 64        | 24        | 4.2       |            |
| DAVID PERRON     | 81 | 15 | 35 | 50 | 13  | 50  | 161 | 9.3  | STEVE REGIE       | 8         | 3          | 1          | 4            | -1        | 4         | 11        | 27.3      |            |
| KEITH TKACHUK    | 79 | 25 | 24 | 49 | -11 | 61  | 185 | 13.5 | STEVE WAGNER      | 22        | 2          | 2          | 4            | -5        | 18        | 16        | 12.5      |            |
| PATRIK BERGLUND  | 76 | 21 | 26 | 47 | 19  | 16  | 143 | 14.7 | CAM JANSSEN       | 56        | 1          | 3          | 4            | -5        | 131       | 22        | 4.5       |            |
| ANDY MCDONALD    | 46 | 15 | 29 | 44 | -13 | 24  | 128 | 11.7 | CAM PADDOCK       | 16        | 2          | 1          | 3            | -4        | 0         | 17        | 11.8      |            |
| T.J. OSHE        | 57 | 14 | 25 | 39 | 16  | 30  | 101 | 13.9 | TYSON STRACHAN    | 30        | 0          | 3          | 3            | 8         | 39        | 21        | 0         |            |
| CARLO COLAIACOVO | 73 | 3  | 27 | 30 | 0   | 35  | 87  | 3.4  | CHRIS PORTER      | 6         | 1          | 1          | 2            | -1        | 0         | 7         | 14.3      |            |
| ALEX STEEN       | 81 | 8  | 20 | 28 | -10 | 30  | 148 | 5.4  | TRENT WHITFIELD   | 3         | 0          | 1          | 1            | 2         | 0         | 4         | 0         |            |
| JAY MCCLEMMEN    | 82 | 12 | 14 | 26 | -10 | 29  | 137 | 8.8  | D.J. KING         | 1         | 0          | 1          | 1            | 0         | 0         | 0         | 0         |            |
| B.J. CROMBEEN    | 81 | 12 | 10 | 22 | -9  | 148 | 124 | 9.7  | ALEX PIETRANGELO  | 8         | 0          | 1          | 1            | 0         | 2         | 7         | 0         |            |
| BRAD WINCHESTER  | 64 | 13 | 8  | 21 | -1  | 89  | 82  | 15.9 | ANDY WOZNIEWSKI   | 1         | 0          | 0          | 0            | 0         | 0         | 0         | 0         |            |
| BARRET JACKMAN   | 82 | 4  | 17 | 21 | -17 | 86  | 89  | 4.5  | JONAS JUNLAND     | 1         | 0          | 0          | 0            | 0         | 2         | 0         | 0         |            |
| JEFF WOYWITKA    | 65 | 3  | 15 | 18 | 8   | 57  | 71  | 4.2  | <b>GOALTENDER</b> | <b>GP</b> | <b>MIN</b> | <b>AVG</b> | <b>W-L-T</b> | <b>EN</b> | <b>SO</b> | <b>GA</b> | <b>SA</b> | <b>SV%</b> |
| PAUL KARIYA      | 11 | 2  | 13 | 15 | 1   | 2   | 31  | 6.5  | CHRIS MASON       | 57        | 3215       | 2.41       | 27-21-7      | 7         | 6         | 129       | 1544      | 0.916      |
| ROMAN POLAK      | 69 | 1  | 14 | 15 | -15 | 45  | 73  | 1.4  | MANNY LEGACE      | 29        | 1452       | 3.18       | 13-9-2       | 1         | 0         | 77        | 669       | 0.885      |
| JAY MCKEE        | 69 | 1  | 7  | 8  | -11 | 44  | 43  | 2.3  | BEN BISHOP        | 6         | 245        | 2.94       | 1-1-1        | 1         | 0         | 12        | 112       | 0.893      |
| YAN STASTNY      | 34 | 3  | 4  | 7  | -14 | 20  | 30  | 10   | CHRIS HOLT        | 1         | 19         | 0          | 0-0-0        | 0         | 0         | 0         | 3         | 1          |
| MIKE WEAVER      | 58 | 0  | 7  | 7  | -3  | 12  | 36  | 0    | MAREK SCHWARZ     | 2         | 15         | 0          | 0-0-0        | 0         | 0         | 0         | 5         | 1          |

## 2007-2008 (33-36-13, 79 pts, 5th Central Division)

| #  | DATE  | VERSUS        | SCORE   | RECORD  | #  | DATE | VERSUS        | SCORE   | RECORD   |
|----|-------|---------------|---------|---------|----|------|---------------|---------|----------|
| 1  | 10/4  | @ Phoenix     | 2-3 L   | 0-1-0   | 42 | 1/11 | @ Columbus    | 4-6 L   | 22-15-5  |
| 2  | 10/6  | @ Los Angeles | 5-3 W   | 1-1-0   | 43 | 1/13 | Vancouver     | 3-4 SOL | 22-15-6  |
| 3  | 10/10 | Nashville     | 4-1 W   | 2-1-0   | 44 | 1/16 | @ Chicago     | 1-6 L   | 22-16-6  |
| 4  | 10/12 | Colorado      | 4-1 W   | 3-1-0   | 45 | 1/19 | Nashville     | 2-5 L   | 22-17-6  |
| 5  | 10/17 | @ Chicago     | 3-1 W   | 4-1-0   | 46 | 1/21 | @ Nashville   | 3-6 L   | 22-18-6  |
| 6  | 10/20 | Minnesota     | 1-3 L   | 4-2-0   | 47 | 1/23 | @ Vancouver   | 2-3 SOL | 22-18-7  |
| 7  | 10/23 | Anaheim       | 4-2 W   | 5-2-0   | 48 | 1/24 | @ San Jose    | 1-4 L   | 22-19-7  |
| 8  | 10/25 | @ Columbus    | 0-3 L   | 5-3-0   | 49 | 1/29 | @ Toronto     | 3-2 W   | 23-19-7  |
| 9  | 10/27 | Washington    | 4-3 W   | 6-3-0   | 50 | 2/1  | Anaheim       | 1-0 SOW | 24-19-7  |
| 10 | 10/30 | Phoenix       | 1-2 L   | 6-4-0   | 51 | 2/2  | Colorado      | 4-6 L   | 24-20-7  |
| 11 | 11/1  | @ Minnesota   | 3-2 W   | 7-4-0   | 52 | 2/5  | Tampa Bay     | 4-5 L   | 24-21-7  |
| 12 | 11/3  | Chicago       | 2-3 L   | 7-5-0   | 53 | 2/9  | @ Dallas      | 2-6 L   | 24-22-7  |
| 13 | 11/4  | @ Columbus    | 0-3 L   | 7-6-0   | 54 | 2/10 | Minnesota     | 1-2 SOL | 24-22-8  |
| 14 | 11/9  | @ Chicago     | 2-4 L   | 7-7-0   | 55 | 2/12 | Los Angeles   | 4-2 W   | 25-22-8  |
| 15 | 11/13 | Detroit       | 4-3 W   | 8-7-0   | 56 | 2/14 | @ Colorado    | 4-1 W   | 26-22-8  |
| 16 | 11/16 | Columbus      | 3-2 W   | 9-7-0   | 57 | 2/16 | @ Nashville   | 1-2 OTL | 26-22-9  |
| 17 | 11/17 | @ Nashville   | 3-2 SOW | 10-7-0  | 58 | 2/17 | Columbus      | 5-1 W   | 27-22-9  |
| 18 | 11/19 | Nashville     | 2-1 W   | 11-7-0  | 59 | 2/19 | Chicago       | 5-1 W   | 28-22-9  |
| 19 | 11/21 | @ Detroit     | 0-3 L   | 11-8-0  | 60 | 2/21 | @ Los Angeles | 1-5 L   | 28-23-9  |
| 20 | 11/23 | Vancouver     | 3-1 W   | 12-8-0  | 61 | 2/22 | @ Anaheim     | 1-2 OTL | 28-23-10 |
| 21 | 11/25 | Calgary       | 3-0 W   | 13-8-0  | 62 | 2/24 | @ Phoenix     | 0-2 L   | 28-24-10 |
| 22 | 11/28 | @ Buffalo     | 4-3 W   | 14-8-0  | 63 | 2/26 | Dallas        | 1-3 L   | 28-25-10 |
| 23 | 11/30 | @ Minnesota   | 2-3 OTL | 14-8-1  | 64 | 2/28 | Phoenix       | 1-2 L   | 28-26-10 |
| 24 | 12/1  | Chicago       | 3-1 W   | 15-8-1  | 65 | 3/1  | San Jose      | 0-2 L   | 28-27-10 |
| 25 | 12/4  | @ Calgary     | 1-3 L   | 15-9-1  | 66 | 3/4  | Los Angeles   | 3-2 W   | 29-27-10 |
| 26 | 12/7  | @ Edmonton    | 4-3 W   | 16-9-1  | 67 | 3/5  | @ Detroit     | 1-4 L   | 29-28-10 |
| 27 | 12/9  | @ Colorado    | 5-9 L   | 16-10-1 | 68 | 3/8  | @ Vancouver   | 2-4 L   | 29-29-10 |
| 28 | 12/11 | Edmonton      | 4-5 SOL | 16-10-2 | 69 | 3/10 | @ Calgary     | 3-7 L   | 29-30-10 |
| 29 | 12/13 | Florida       | 0-1 L   | 16-11-2 | 70 | 3/11 | @ Edmonton    | 3-4 OTL | 29-30-11 |
| 30 | 12/16 | Calgary       | 3-5 L   | 16-12-2 | 71 | 3/14 | @ San Jose    | 1-4 L   | 29-31-11 |
| 31 | 12/20 | Detroit       | 3-2 W   | 17-12-2 | 72 | 3/15 | @ Anaheim     | 2-5 L   | 29-32-11 |
| 32 | 12/22 | @ Boston      | 4-1 W   | 18-12-2 | 73 | 3/18 | @ Montreal    | 4-3 SOW | 30-32-11 |
| 33 | 12/23 | Atlanta       | 2-3 OTL | 18-12-3 | 74 | 3/20 | @ Ottawa      | 2-3 L   | 30-33-11 |
| 34 | 12/26 | Detroit       | 0-5 L   | 18-13-3 | 75 | 3/23 | @ Chicago     | 3-4 OTL | 30-33-12 |
| 35 | 12/28 | San Jose      | 0-1 L   | 18-14-3 | 76 | 3/25 | Detroit       | 1-2 L   | 30-34-12 |
| 36 | 12/29 | @ Dallas      | 4-5 SOL | 18-14-4 | 77 | 3/28 | @ Detroit     | 4-3 OTW | 31-34-12 |
| 37 | 12/31 | @ Detroit     | 2-0 W   | 19-14-4 | 78 | 3/29 | Chicago       | 3-4 L   | 31-35-12 |
| 38 | 1/2   | Edmonton      | 2-3 OTL | 19-14-5 | 79 | 4/1  | Nashville     | 3-4 OTL | 31-35-13 |
| 39 | 1/5   | Carolina      | 1-0 W   | 20-14-5 | 80 | 4/3  | @ Nashville   | 2-3 L   | 31-36-13 |
| 40 | 1/8   | Columbus      | 6-1 W   | 21-14-5 | 81 | 4/5  | Columbus      | 3-0 W   | 32-36-13 |
| 41 | 1/10  | Dallas        | 4-2 W   | 22-14-5 | 82 | 4/6  | @ Columbus    | 4-1 W   | 33-36-13 |

| PLAYER          | GP | G  | A  | TP | +/- | PIM | S   | PCTG | PLAYER               | GP | G    | A    | TP      | +/- | PIM | S   | PCTG     |
|-----------------|----|----|----|----|-----|-----|-----|------|----------------------|----|------|------|---------|-----|-----|-----|----------|
| BRAD BOYES      | 82 | 43 | 22 | 65 | 1   | 20  | 207 | 20.8 | D.J. KING            | 61 | 3    | 3    | 6       | -4  | 100 | 36  | 8.3      |
| PAUL KARIYA     | 82 | 16 | 49 | 65 | -10 | 50  | 223 | 7.2  | MIKE JOHNSON         | 21 | 2    | 3    | 5       | -4  | 8   | 21  | 9.5      |
| KEITH TRACHUK   | 79 | 27 | 31 | 58 | -2  | 69  | 177 | 15.3 | YAN STASTNY          | 12 | 1    | 1    | 2       | 0   | 9   | 10  | 10.0     |
| ANDY MCDONALD   | 82 | 18 | 34 | 52 | -21 | 62  | 182 | 9.9  | MATT WALKER          | 43 | 1    | 1    | 2       | -3  | 61  | 47  | 2.1      |
| LEE STEMPNIAK   | 80 | 13 | 25 | 38 | 0   | 40  | 162 | 8.0  | MANNY LEGACE         | 66 | 0    | 2    | 2       | 0   | 4   | 0   | 0.0      |
| *ERIK JOHNSON   | 69 | 5  | 28 | 33 | -9  | 28  | 105 | 4.8  | *ROMAN POLAK         | 6  | 0    | 1    | 1       | 1   | 0   | 2   | 0.0      |
| DAVID BACKES    | 72 | 13 | 18 | 31 | -11 | 99  | 129 | 10.1 | CAM JANSSEN          | 12 | 0    | 1    | 1       | -1  | 18  | 9   | 0.0      |
| *DAVID PERRON   | 62 | 13 | 14 | 27 | 16  | 38  | 68  | 19.1 | *CHRIS BECKFORD-TSEU | 1  | 0    | 0    | 0       | 0   | 0   | 0   | 0.0      |
| JAMAL MAYERS    | 80 | 12 | 15 | 27 | -19 | 91  | 153 | 7.8  | MICKI DUPONT         | 2  | 0    | 0    | 0       | 1   | 2   | 3   | 0.0      |
| JAY MCCLEMENT   | 81 | 9  | 13 | 22 | -17 | 26  | 110 | 8.2  | *MAREK SCHWARZ       | 2  | 0    | 0    | 0       | 0   | 0   | 0   | 0.0      |
| ERIC BREWER     | 77 | 1  | 21 | 22 | -18 | 91  | 101 | 1.0  | MIKE GLUMAC          | 4  | 0    | 0    | 0       | -1  | 5   | 3   | 0.0      |
| RYAN JOHNSON    | 79 | 5  | 13 | 18 | -2  | 22  | 85  | 5.9  | HANNU TOIVONEN       | 23 | 0    | 0    | 0       | 0   | 2   | 0   | 0.0      |
| MARTIN RUCINSKY | 40 | 5  | 11 | 16 | -9  | 40  | 67  | 7.5  |                      |    |      |      |         |     |     |     |          |
| BARRET JACKMAN  | 78 | 2  | 14 | 16 | -12 | 93  | 80  | 2.5  |                      |    |      |      |         |     |     |     |          |
| DAN HINOTE      | 58 | 5  | 5  | 10 | -3  | 42  | 42  | 11.9 | *CHRIS BECKFORD-TSEU | 1  | 27   | 2.22 | 0-0-0   | 0   | 0   | 1   | 9.889    |
| JAY MCKEE       | 66 | 2  | 7  | 9  | 2   | 42  | 42  | 4.8  | MANNY LEGACE         | 66 | 3666 | 2.41 | 27-25-8 | 6   | 5   | 147 | 1648.911 |
| *STEVE WAGNER   | 24 | 2  | 6  | 8  | -4  | 8   | 25  | 8.0  | HANNU TOIVONEN       | 23 | 1202 | 4.44 | 6-10-5  | 2   | 0   | 69  | 566.878  |
| JEFF WOYWITKA   | 27 | 2  | 6  | 8  | 2   | 12  | 25  | 8.0  | *MAREK SCHWARZ       | 2  | 50   | 7.20 | 0-1-0   | 1   | 0   | 6   | 17.647   |

## 2006-2007 (34-35-13, 81 pts, 3rd Central Division)

| #  | DATE  | VERSUS        | SCORE   | RECORD  | #  | DATE | VERSUS               | SCORE   | RECORD   |
|----|-------|---------------|---------|---------|----|------|----------------------|---------|----------|
| 1  | 10/5  | @ San Jose    | 4-5 OTL | 0-0-1   | 42 | 1/9  | @ Columbus           | 4-3 SOW | 14-21-7  |
| 2  | 10/7  | @ Los Angeles | 1-4 L   | 0-1-1   | 43 | 1/10 | @ New Jersey         | 3-2 W   | 15-21-7  |
| 3  | 10/9  | @ Anaheim     | 0-2 L   | 0-2-1   | 44 | 1/13 | Los Angeles          | 6-5 W   | 16-21-7  |
| 4  | 10/12 | Boston        | 3-2 SOW | 1-2-1   | 45 | 1/15 | @ Phoenix            | 4-5 SOL | 16-21-8  |
| 5  | 10/14 | Chicago       | 4-3 W   | 2-2-1   | 46 | 1/16 | @ Anaheim            | 6-2 W   | 17-21-8  |
| 6  | 10/17 | Phoenix       | 2-5 L   | 2-3-1   | 47 | 1/18 | @ Los Angeles        | 3-1 W   | 18-21-8  |
| 7  | 10/20 | Vancouver     | 2-3 OTL | 2-3-2   | 48 | 1/20 | @ San Jose           | 1-0 W   | 19-21-8  |
| 8  | 10/21 | @ Chicago     | 4-3 W   | 3-3-2   | 49 | 1/26 | Detroit              | 2-1 OTW | 20-21-8  |
| 9  | 10/28 | Detroit       | 2-3 L   | 3-4-2   | 50 | 1/27 | Nashville            | 3-6 L   | 20-22-8  |
| 10 | 10/30 | Anaheim       | 5-6 SOL | 3-4-3   | 51 | 1/30 | Minnesota            | 2-5 L   | 20-23-8  |
| 11 | 11/1  | @ Dallas      | 1-4 L   | 3-5-3   | 52 | 2/2  | @ Detroit            | 3-5 L   | 20-24-8  |
| 12 | 11/2  | Colorado      | 4-1 W   | 4-5-3   | 53 | 2/3  | Dallas               | 2-0 W   | 21-24-8  |
| 13 | 11/4  | Calgary       | 2-3 L   | 4-6-3   | 54 | 2/6  | Toronto              | 1-2 L   | 21-25-8  |
| 14 | 11/9  | Columbus      | 2-4 L   | 4-7-3   | 55 | 2/8  | Detroit              | 1-0 W   | 22-25-8  |
| 15 | 11/10 | @ Chicago     | 1-3 L   | 4-8-3   | 56 | 2/10 | @ Philadelphia       | 3-4 OTL | 22-25-9  |
| 16 | 11/12 | Edmonton      | 5-3 W   | 5-8-3   | 57 | 2/13 | San Jose             | 5-6 L   | 22-26-9  |
| 17 | 11/14 | @ Calgary     | 0-3 L   | 5-9-3   | 58 | 2/14 | @ Columbus           | 4-2 W   | 23-26-9  |
| 18 | 11/16 | @ Edmonton    | 2-6 L   | 5-10-3  | 59 | 2/16 | Nashville            | 1-0 W   | 24-26-9  |
| 19 | 11/17 | @ Vancouver   | 2-4 L   | 5-11-3  | 60 | 2/18 | Minnesota            | 5-3 W   | 25-26-9  |
| 20 | 11/22 | @ Columbus    | 4-3 SOW | 6-11-3  | 61 | 2/20 | Columbus             | 5-4 SOW | 26-26-9  |
| 21 | 11/24 | @ Detroit     | 3-2 SOW | 7-11-3  | 62 | 2/25 | @ Chicago            | 1-5 L   | 26-27-9  |
| 22 | 11/25 | Phoenix       | 1-2 L   | 7-12-3  | 63 | 2/27 | Vancouver            | 3-1 W   | 27-27-9  |
| 23 | 11/28 | San Jose      | 0-2 L   | 7-13-3  | 64 | 3/1  | @ New York Islanders | 3-2 OTW | 28-27-9  |
| 24 | 11/30 | Nashville     | 4-5 L   | 7-14-3  | 65 | 3/3  | @ New York Rangers   | 2-3 SOL | 28-27-10 |
| 25 | 12/1  | @ Chicago     | 2-5 L   | 7-15-3  | 66 | 3/6  | Calgary              | 2-4 L   | 28-28-10 |
| 26 | 12/5  | Detroit       | 1-5 L   | 7-16-3  | 67 | 3/8  | Dallas               | 5-3 W   | 29-28-10 |
| 27 | 12/7  | @ Detroit     | 3-4 OTL | 7-16-4  | 68 | 3/10 | Montreal             | 3-4 L   | 29-29-10 |
| 28 | 12/9  | Columbus      | 1-5 L   | 7-17-4  | 69 | 3/12 | @ Calgary            | 4-5 SOL | 29-29-11 |
| 29 | 12/12 | Chicago       | 2-3 L   | 7-18-4  | 70 | 3/15 | @ Vancouver          | 2-3 OTL | 29-29-12 |
| 30 | 12/13 | @ Colorado    | 1-4 L   | 7-19-4  | 71 | 3/17 | @ Edmonton           | 3-2 OTW | 30-29-12 |
| 31 | 12/16 | @ Nashville   | 2-3 SOL | 7-19-5  | 72 | 3/20 | Ottawa               | 2-4 L   | 30-30-12 |
| 32 | 12/17 | Nashville     | 1-2 OTL | 7-19-6  | 73 | 3/22 | @ Minnesota          | 1-5 L   | 30-31-12 |
| 33 | 12/19 | @ Pittsburgh  | 4-1 W   | 8-19-6  | 74 | 3/24 | @ Detroit            | 3-2 SOW | 31-31-12 |
| 34 | 12/21 | Los Angeles   | 5-2 W   | 9-19-6  | 75 | 3/25 | @ Columbus           | 1-4 L   | 31-32-12 |
| 35 | 12/23 | Buffalo       | 3-2 OTW | 10-19-6 | 76 | 3/27 | Columbus             | 1-4 L   | 31-33-12 |
| 36 | 12/26 | @ Nashville   | 2-3 SOL | 10-19-7 | 77 | 3/29 | Edmonton             | 5-2 W   | 32-33-12 |
| 37 | 12/29 | @ Colorado    | 4-2 W   | 11-19-7 | 78 | 3/31 | Anaheim              | 2-3 OTL | 32-33-13 |
| 38 | 12/30 | Colorado      | 2-0 W   | 12-19-7 | 79 | 4/2  | @ Dallas             | 4-2 W   | 33-33-13 |
| 39 | 1/2   | Chicago       | 1-4 L   | 12-20-7 | 80 | 4/3  | @ Phoenix            | 5-2 W   | 34-33-13 |
| 40 | 1/4   | Chicago       | 2-0 W   | 13-20-7 | 81 | 4/5  | @ Nashville          | 1-4 L   | 34-34-13 |
| 41 | 1/6   | @ Nashville   | 2-3 L   | 13-21-7 | 82 | 4/7  | @ Minnesota          | 1-5 L   | 34-35-13 |

| PLAYER            | GP | G  | A  | TP | +/- | PIM | S   | PCTG | PLAYER            | GP        | G          | A          | TP           | +/-       | PIM       | S         | PCTG      |            |
|-------------------|----|----|----|----|-----|-----|-----|------|-------------------|-----------|------------|------------|--------------|-----------|-----------|-----------|-----------|------------|
| DOUG WEIGHT       | 82 | 16 | 43 | 59 | 10  | 56  | 123 | 13.0 | MATT WALKER       | 48        | 0          | 5          | 5            | 7         | 72        | 34        | 0.0       |            |
| LEE STEMPNIK      | 82 | 27 | 25 | 52 | -2  | 33  | 166 | 16.3 | PETER SEJNA       | 22        | 3          | 1          | 4            | 2         | 4         | 34        | 8.8       |            |
| PETR CAJANEK      | 77 | 15 | 33 | 48 | 9   | 54  | 167 | 9.0  | JAMIE RIVERS      | 31        | 1          | 3          | 4            | -7        | 36        | 17        | 5.9       |            |
| BRAD BOYES        | 81 | 17 | 29 | 46 | -17 | 29  | 182 | 9.3  | D.J. KING         | 27        | 1          | 1          | 2            | -3        | 52        | 12        | 8.3       |            |
| RADEK DVORAK      | 82 | 10 | 27 | 37 | -6  | 48  | 139 | 7.2  | VILLE NIEMINEN    | 44        | 1          | 1          | 2            | -8        | 43        | 43        | 2.3       |            |
| JAY MCMLEMENT     | 81 | 8  | 28 | 36 | 3   | 55  | 104 | 7.7  | TOMAS MOZJIS      | 6         | 1          | 0          | 1            | 0         | 0         | 7         | 14.3      |            |
| GLEN METROPOLIT   | 77 | 14 | 19 | 33 | 9   | 34  | 123 | 11.4 | MIKE GLUMAC       | 3         | 0          | 1          | 1            | 1         | 0         | 4         | 0.0       |            |
| MARTIN RUCINSKY   | 52 | 12 | 21 | 33 | -3  | 48  | 96  | 12.5 | MAREK SCHWARZ     | 2         | 0          | 0          | 0            | 0         | 0         | 0         | 0.0       |            |
| ERIC BREWER       | 82 | 6  | 23 | 29 | -10 | 69  | 111 | 5.4  | JASON BACASHIHUA  | 19        | 0          | 0          | 0            | 0         | 2         | 0         | 0.0       |            |
| BARRET JACKMAN    | 70 | 3  | 24 | 27 | 20  | 82  | 86  | 3.5  | ROMAN POLAK       | 19        | 0          | 0          | 0            | -3        | 6         | 13        | 0.0       |            |
| DAVID BACKES      | 49 | 10 | 13 | 23 | 6   | 37  | 89  | 11.2 | JAY MCKEE         | 23        | 0          | 0          | 0            | -9        | 12        | 19        | 0.0       |            |
| JAMAL MAYERS      | 80 | 8  | 14 | 22 | -19 | 89  | 129 | 6.2  | CURTIS SANFORD    | 31        | 0          | 0          | 0            | 0         | 0         | 0         | 0.0       |            |
| CHRISTIAN BACKMAN | 61 | 7  | 11 | 18 | 13  | 36  | 80  | 8.8  | MANNY LEGACE      | 45        | 0          | 0          | 0            | 0         | 2         | 0         | 0.0       |            |
| DALLAS DRAKE      | 60 | 6  | 6  | 12 | -14 | 38  | 74  | 8.1  | <b>GOALTENDER</b> | <b>GP</b> | <b>MIN</b> | <b>AVG</b> | <b>W-L-T</b> | <b>EN</b> | <b>SO</b> | <b>GA</b> | <b>SA</b> | <b>SV%</b> |
| RYAN JOHNSON      | 59 | 7  | 4  | 11 | -7  | 47  | 50  | 14.0 | MANNY LEGACE      | 45        | 2,522      | 2.59       | 23-15-5      | 6         | 5         | 109       | 1177      | .907       |
| DAN HINOTE        | 41 | 5  | 5  | 10 | -8  | 23  | 37  | 13.5 | MAREK SCHWARZ     | 2         | 60         | 3.00       | 0-1-0        | 0         | 0         | 3         | 25        | .880       |
| BRYCE SALVADORE   | 64 | 2  | 5  | 7  | -5  | 55  | 40  | 5.0  | JASON BACASHIHUA  | 19        | 894        | 3.15       | 3-7-3        | 1         | 0         | 47        | 450       | .896       |
| JEFF WOYWITKA     | 34 | 1  | 6  | 7  | 4   | 12  | 28  | 3.6  | CURTIS SANFORD    | 31        | 1,492      | 3.18       | 8-12-5       | 3         | 0         | 79        | 707       | .888       |

## 2005-2006 (21-46-15, 57 pts, 5th Central Division)

| #  | DATE  | VERSUS        | SCORE   | RECORD  | #  | DATE | VERSUS        | SCORE   | RECORD   |
|----|-------|---------------|---------|---------|----|------|---------------|---------|----------|
| 1  | 10/5  | @ Detroit     | 1-5 L   | 0-1-0   | 42 | 1/13 | @ Atlanta     | 0-2 L   | 10-27-5  |
| 2  | 10/6  | Detroit       | 3-4 L   | 0-2-0   | 43 | 1/15 | @ Carolina    | 2-4 L   | 10-28-5  |
| 3  | 10/8  | San Jose      | 6-7 L   | 0-3-0   | 44 | 1/17 | New Jersey    | 3-5 L   | 10-29-5  |
| 4  | 10/11 | Chicago       | 4-1 W   | 1-3-0   | 45 | 1/19 | @ Washington  | 4-5 SOL | 10-29-6  |
| 5  | 10/15 | Nashville     | 1-4 L   | 1-4-0   | 46 | 1/20 | @ Columbus    | 3-4 SOL | 10-29-7  |
| 6  | 10/19 | Anaheim       | 3-2 W   | 2-4-0   | 47 | 1/23 | Vancouver     | 4-0 W   | 11-29-7  |
| 7  | 10/20 | @ Nashville   | 2-3 SOL | 2-4-1   | 48 | 1/25 | @ Dallas      | 3-4 SOL | 11-29-8  |
| 8  | 10/22 | Minnesota     | 2-3 L   | 2-5-1   | 49 | 1/26 | Phoenix       | 3-5 L   | 11-30-8  |
| 9  | 10/25 | @ Phoenix     | 4-5 OTL | 2-5-2   | 50 | 1/30 | Calgary       | 3-2 SOW | 12-30-8  |
| 10 | 10/28 | @ Anaheim     | 4-6 L   | 2-6-2   | 51 | 2/1  | @ Detroit     | 2-3 L   | 12-31-8  |
| 11 | 10/29 | @ Los Angeles | 2-5 L   | 2-7-2   | 52 | 2/2  | Chicago       | 6-5 SOW | 13-31-8  |
| 12 | 11/2  | Chicago       | 5-6 OTL | 2-7-3   | 53 | 2/4  | Dallas        | 4-3 OTW | 14-31-8  |
| 13 | 11/4  | Edmonton      | 2-7 L   | 2-8-3   | 54 | 2/8  | @ Vancouver   | 4-2 W   | 15-31-8  |
| 14 | 11/6  | Detroit       | 1-4 L   | 2-9-3   | 55 | 2/10 | @ Calgary     | 2-3 OTL | 15-31-9  |
| 15 | 11/9  | @ Columbus    | 1-3 L   | 2-10-3  | 56 | 2/12 | @ Edmonton    | 5-4 SOW | 16-31-9  |
| 16 | 11/10 | Chicago       | 2-4 L   | 2-11-3  | 57 | 3/1  | @ Edmonton    | 4-2 W   | 17-31-9  |
| 17 | 11/12 | @ Nashville   | 1-3 L   | 2-12-3  | 58 | 3/2  | @ Calgary     | 1-3 L   | 17-32-9  |
| 18 | 11/16 | @ Columbus    | 2-0 W   | 3-12-3  | 59 | 3/5  | @ Vancouver   | 4-1 W   | 18-32-9  |
| 19 | 11/19 | @ Detroit     | 3-2 W   | 4-12-3  | 60 | 3/7  | Colorado      | 1-2 SOL | 18-32-10 |
| 20 | 11/22 | Los Angeles   | 3-6 L   | 4-13-3  | 61 | 3/10 | Minnesota     | 2-1 OTW | 19-32-10 |
| 21 | 11/25 | @ Minnesota   | 3-5 L   | 4-14-3  | 62 | 3/11 | Los Angeles   | 1-2 SOL | 19-32-11 |
| 22 | 11/26 | Columbus      | 3-4 L   | 4-15-3  | 63 | 3/13 | Columbus      | 3-2 OTW | 20-32-11 |
| 23 | 12/1  | Columbus      | 4-1 W   | 5-15-3  | 64 | 3/16 | @ San Jose    | 2-5 L   | 20-33-11 |
| 24 | 12/6  | NY Islanders  | 3-6 L   | 5-16-3  | 65 | 3/18 | @ Los Angeles | 1-3 L   | 20-34-11 |
| 25 | 2/8   | @ Tampa Bay   | 4-5 L   | 5-17-3  | 66 | 3/20 | @ Nashville   | 2-4 L   | 20-35-11 |
| 26 | 2/10  | NY Rangers    | 4-5 OTL | 5-17-4  | 67 | 3/21 | San Jose      | 0-6 L   | 20-36-11 |
| 27 | 12/13 | Pittsburgh    | 3-0 W   | 6-17-4  | 68 | 3/23 | Calgary       | 2-7 L   | 20-37-11 |
| 28 | 12/16 | @ Chicago     | 1-5 L   | 6-18-4  | 69 | 3/25 | Colorado      | 2-3 OTL | 20-37-12 |
| 29 | 12/17 | Philadelphia  | 2-5 L   | 6-19-4  | 70 | 3/27 | Detroit       | 1-4 L   | 20-38-12 |
| 30 | 2/20  | @ Phoenix     | 5-4 W   | 7-19-4  | 71 | 3/29 | @ Chicago     | 2-3 OTL | 20-38-13 |
| 31 | 2/21  | @ Anaheim     | 3-6 L   | 7-20-4  | 72 | 3/31 | Columbus      | 2-4 L   | 20-39-13 |
| 32 | 2/23  | @ San Jose    | 2-1 SOW | 8-20-4  | 73 | 4/1  | @ Nashville   | 1-2 L   | 20-40-13 |
| 33 | 2/26  | Dallas        | 1-6 L   | 8-21-4  | 74 | 4/4  | @ Minnesota   | 4-5 SOL | 20-40-14 |
| 34 | 2/28  | @ Chicago     | 2-1 W   | 9-21-4  | 75 | 4/6  | Nashville     | 0-3 L   | 20-41-14 |
| 35 | 2/29  | @ Dallas      | 0-3 L   | 9-22-4  | 76 | 4/8  | @ Colorado    | 2-4 L   | 20-42-14 |
| 36 | 2/31  | Anaheim       | 4-5 SOL | 9-22-5  | 77 | 4/9  | Edmonton      | 2-1 W   | 21-42-14 |
| 37 | 1/2   | Vancouver     | 4-1 W   | 10-22-5 | 78 | 4/11 | Nashville     | 0-2 L   | 21-43-14 |
| 38 | 1/4   | Nashville     | 3-4 L   | 10-23-5 | 79 | 4/13 | @ Columbus    | 1-4 L   | 21-44-14 |
| 39 | 1/5   | @ Detroit     | 0-3 L   | 10-24-5 | 80 | 4/15 | Detroit       | 2-3 L   | 21-45-14 |
| 40 | 1/9   | @ Colorado    | 1-6 L   | 10-25-5 | 81 | 4/16 | Phoenix       | 0-3 L   | 21-46-14 |
| 41 | 1/12  | @ Florida     | 1-3 L   | 10-26-5 | 82 | 4/18 | @ Chicago     | 2-3 OTL | 21-46-15 |

| PLAYER            | GP | G  | A  | TP | +/- | PIM | S   | PCTG | PLAYER             | GP        | G          | A          | TP           | +/-       | PIM       | S         | PCTG      |            |
|-------------------|----|----|----|----|-----|-----|-----|------|--------------------|-----------|------------|------------|--------------|-----------|-----------|-----------|-----------|------------|
| SCOTT YOUNG       | 79 | 18 | 31 | 49 | -32 | 52  | 284 | 6.3  | SIMON GAMACHE      | 26        | 3          | 4          | 7            | -5        | 10        | 36        | 8.3       |            |
| PETR CAJANEK      | 71 | 10 | 31 | 41 | -22 | 54  | 150 | 6.7  | TRENT WHITFIELD    | 30        | 2          | 5          | 7            | -3        | 14        | 41        | 4.9       |            |
| DEAN MCAMMOND     | 78 | 15 | 22 | 37 | -25 | 32  | 116 | 12.9 | TIMOFEI SHISHKANOV | 22        | 3          | 2          | 5            | -1        | 6         | 26        | 11.5      |            |
| KEITH TKACHUK     | 41 | 15 | 21 | 36 | -15 | 46  | 133 | 11.3 | BRYCE SALVADOR     | 46        | 1          | 4          | 5            | -24       | 26        | 23        | 4.3       |            |
| LEE STEMPNIAK     | 57 | 14 | 13 | 27 | -10 | 22  | 100 | 14.0 | STEVE POAPST       | 62        | 0          | 5          | 5            | -26       | 47        | 23        | 0.0       |            |
| JAY McCLEMMENT    | 67 | 6  | 21 | 27 | -23 | 30  | 76  | 7.9  | ANDY ROACH         | 5         | 1          | 2          | 3            | 0         | 10        | 2         | 50.0      |            |
| JAMAL MAYERS      | 67 | 15 | 11 | 26 | -22 | 129 | 111 | 13.5 | PETER SEJNA        | 6         | 1          | 1          | 2            | 1         | 4         | 9         | 11.1      |            |
| DALLAS DRAKE      | 62 | 2  | 24 | 26 | -13 | 59  | 88  | 2.3  | MATT WALKER        | 54        | 0          | 2          | 2            | -7        | 79        | 59        | 0.0       |            |
| DENNIS WIDEMAN    | 67 | 8  | 16 | 24 | -31 | 83  | 150 | 5.3  | JEFF WOYWITKA      | 26        | 0          | 2          | 2            | -12       | 25        | 23        | 0.0       |            |
| CHRISTIAN BACKMAN | 52 | 6  | 12 | 18 | -15 | 48  | 70  | 8.6  | MICHAEL ZIGOMANIS  | 23        | 1          | 0          | 1            | 1         | 4         | 17        | 5.9       |            |
| KEVIN DALLMAN     | 67 | 4  | 10 | 14 | -14 | 29  | 131 | 3.1  | MIKE STUART        | 1         | 0          | 0          | 0            | 0         | 0         | 1         | 0.0       |            |
| MIKE GLUMAC       | 33 | 7  | 5  | 12 | -8  | 33  | 55  | 12.7 | COLIN HEMINGWAY    | 3         | 0          | 0          | 0            | -2        | 0         | 2         | 0.0       |            |
| MARK RYCROFT      | 80 | 6  | 4  | 10 | -14 | 46  | 77  | 7.8  |                    |           |            |            |              |           |           |           |           |            |
| BARRET JACKMAN    | 63 | 4  | 6  | 10 | -6  | 156 | 56  | 7.1  | <b>GOALTENDER</b>  | <b>GP</b> | <b>MIN</b> | <b>AVG</b> | <b>W-L-T</b> | <b>EN</b> | <b>SO</b> | <b>GA</b> | <b>SA</b> | <b>SV%</b> |
| ERIC BREWER       | 32 | 6  | 3  | 9  | -17 | 45  | 64  | 9.4  | CURTIS SANFORD     | 34        | 1,830      | 2.66       | 13-13-5      |           | 3         | 81        | 885       | .908       |
| VLADIMIR ORSZAGH  | 16 | 4  | 5  | 9  | -2  | 14  | 23  | 17.4 | JASON BACASHIHUA   | 19        | 966        | 3.23       | 4-10-1       |           | 0         | 52        | 515       | .899       |
| RYAN JOHNSON      | 65 | 3  | 6  | 9  | -21 | 33  | 57  | 5.3  | PATRICK LALIME     | 31        | 1,699      | 3.64       | 4-18-8       |           | 0         | 103       | 868       | .881       |
| JEFF HOGGAN       | 52 | 2  | 6  | 8  | -16 | 34  | 0   | 0    | REINHARD DIVIS     | 12        | 475        | 4.67       | 0-5-1        |           | 0         | 37        | 231       | .840       |

## 2003-2004 (39-30-11-2, 91 pts, 2nd Central Division)

| #  | DATE  | VERSUS           | SCORE | RECORD | #          | DATE | VERSUS | SCORE | RECORD |
|----|-------|------------------|-------|--------|------------|------|--------|-------|--------|
| 1  | 10/10 | @ Phoenix        | 1-2   | L OT   | 0-0-0-1    |      |        |       |        |
| 2  | 10/12 | @ Colorado       | 2-1   | W      | 1-0-0-1    |      |        |       |        |
| 3  | 10/16 | @ Nashville      | 1-4   | L      | 1-1-0-1    |      |        |       |        |
| 4  | 10/18 | Washington       | 4-1   | W      | 2-1-0-1    |      |        |       |        |
| 5  | 10/21 | @ Edmonton       | 6-4   | W      | 3-1-0-1    |      |        |       |        |
| 6  | 10/22 | @ Vancouver      | 2-3   | L      | 3-2-0-1    |      |        |       |        |
| 7  | 10/24 | @ Calgary        | 2-1   | W      | 4-2-0-1    |      |        |       |        |
| 8  | 10/28 | Nashville        | 1-0   | W      | 5-2-0-1    |      |        |       |        |
| 9  | 10/29 | @ Detroit        | 6-5   | W      | 6-2-0-1    |      |        |       |        |
| 10 | 11/1  | Chicago          | 2-3   | L      | 6-3-0-1    |      |        |       |        |
| 11 | 11/4  | Anaheim          | 2-1   | W OT   | 7-3-0-1    |      |        |       |        |
| 12 | 11/6  | Vancouver        | 3-2   | W      | 8-3-0-1    |      |        |       |        |
| 13 | 11/8  | Florida          | 2-0   | W      | 9-3-0-1    |      |        |       |        |
| 14 | 11/13 | @ San Jose       | 4-3   | W OT   | 10-3-0-1   |      |        |       |        |
| 15 | 11/15 | @ Los Angeles    | 1-0   | W      | 11-3-0-1   |      |        |       |        |
| 16 | 11/16 | @ Anaheim        | 3-4   | L      | 11-4-0-1   |      |        |       |        |
| 17 | 11/19 | Phoenix          | 4-5   | L      | 11-5-0-1   |      |        |       |        |
| 18 | 11/22 | Dallas           | 2-1   | W      | 12-5-0-1   |      |        |       |        |
| 19 | 11/25 | Boston           | 4-3   | W OT   | 13-5-0-1   |      |        |       |        |
| 20 | 11/28 | @ Tampa Bay      | 2-2   | T OT   | 13-5-1-1   |      |        |       |        |
| 21 | 11/29 | Detroit          | 1-2   | L      | 13-6-1-1   |      |        |       |        |
| 22 | 12/2  | Los Angeles      | 4-1   | W      | 14-6-1-1   |      |        |       |        |
| 23 | 12/4  | Detroit          | 4-4   | T OT   | 14-6-2-1   |      |        |       |        |
| 24 | 12/6  | Nashville        | 4-1   | W      | 15-6-2-1   |      |        |       |        |
| 25 | 12/9  | @ Toronto        | 3-2   | W OT   | 16-6-2-1   |      |        |       |        |
| 26 | 12/12 | @ Columbus       | 3-2   | W OT   | 17-6-2-1   |      |        |       |        |
| 27 | 12/13 | Los Angeles      | 2-1   | W      | 18-6-2-1   |      |        |       |        |
| 28 | 12/16 | Columbus         | 2-1   | W OT   | 19-6-2-1   |      |        |       |        |
| 29 | 12/18 | San Jose         | 4-2   | W      | 20-6-2-1   |      |        |       |        |
| 30 | 12/20 | Phoenix          | 1-1   | T OT   | 20-6-3-1   |      |        |       |        |
| 31 | 12/22 | @ Detroit        | 1-2   | L      | 20-7-3-1   |      |        |       |        |
| 32 | 12/23 | @ Chicago        | 0-3   | L      | 20-8-3-1   |      |        |       |        |
| 33 | 12/26 | Colorado         | 3-3   | T OT   | 20-8-4-1   |      |        |       |        |
| 34 | 12/29 | @ Columbus       | 3-2   | W      | 21-8-4-1   |      |        |       |        |
| 35 | 12/30 | Philadelphia     | 2-7   | L      | 21-9-4-1   |      |        |       |        |
| 36 | 1/1   | N.Y. Rangers     | 5-4   | W      | 22-9-4-1   |      |        |       |        |
| 37 | 1/3   | San Jose         | 1-3   | L      | 22-10-4-1  |      |        |       |        |
| 38 | 1/5   | Minnesota        | 1-1   | T OT   | 22-10-5-1  |      |        |       |        |
| 39 | 1/6   | @ Carolina       | 0-2   | L      | 22-11-5-1  |      |        |       |        |
| 40 | 1/10  | @ Nashville      | 1-3   | L      | 22-12-5-1  |      |        |       |        |
| 41 | 1/12  | Chicago          | 7-4   | W      | 23-12-5-1  |      |        |       |        |
| 42 | 1/13  | @ Montreal       | 2-5   | L      | 23-13-5-1  |      |        |       |        |
| 43 | 1/15  | Columbus         | 5-3   | W      | 24-13-5-1  |      |        |       |        |
| 44 | 1/17  | Minnesota        | 2-2   | T OT   | 24-13-6-1  |      |        |       |        |
| 45 | 1/19  | @ Florida        | 2-1   | W OT   | 25-13-6-1  |      |        |       |        |
| 46 | 1/21  | @ Columbus       | 1-3   | L      | 25-14-6-1  |      |        |       |        |
| 47 | 1/23  | @ Dallas         | 0-2   | L      | 25-15-6-1  |      |        |       |        |
| 48 | 1/24  | Dallas           | 2-3   | L      | 25-16-6-1  |      |        |       |        |
| 49 | 1/28  | @ Atlanta        | 1-1   | T OT   | 25-16-7-1  |      |        |       |        |
| 50 | 1/29  | Vancouver        | 2-4   | L      | 25-17-7-1  |      |        |       |        |
| 51 | 1/31  | New Jersey       | 1-4   | L      | 25-18-7-1  |      |        |       |        |
| 52 | 2/2   | @ Minnesota      | 0-4   | L      | 25-19-7-1  |      |        |       |        |
| 53 | 2/4   | @ Edmonton       | 3-5   | L      | 25-20-7-1  |      |        |       |        |
| 54 | 2/5   | @ Calgary        | 2-1   | W      | 26-20-7-1  |      |        |       |        |
| 55 | 2/10  | @ Ottawa         | 1-3   | L      | 26-21-7-1  |      |        |       |        |
| 56 | 2/12  | Colorado         | 0-4   | L      | 26-22-7-1  |      |        |       |        |
| 57 | 2/14  | Pittsburgh       | 3-2   | W OT   | 27-22-7-1  |      |        |       |        |
| 58 | 2/16  | Phoenix          | 4-2   | W      | 28-22-7-1  |      |        |       |        |
| 59 | 2/19  | Tampa Bay        | 4-3   | W OT   | 29-22-7-1  |      |        |       |        |
| 60 | 2/20  | @ Detroit        | 1-5   | L      | 29-23-7-1  |      |        |       |        |
| 61 | 2/22  | @ Chicago        | 2-3   | L OT   | 29-23-7-2  |      |        |       |        |
| 62 | 2/26  | @ Colorado       | 2-2   | T OT   | 29-23-8-2  |      |        |       |        |
| 63 | 2/28  | @ Vancouver      | 0-2   | L      | 29-24-8-2  |      |        |       |        |
| 64 | 2/29  | @ San Jose       | 0-1   | L      | 29-25-8-2  |      |        |       |        |
| 65 | 3/2   | Calgary          | 2-4   | L      | 29-26-8-2  |      |        |       |        |
| 66 | 3/4   | Edmonton         | 1-1   | T OT   | 29-26-9-2  |      |        |       |        |
| 67 | 3/6   | @ N.Y. Islanders | 4-2   | W      | 30-26-9-2  |      |        |       |        |
| 68 | 3/7   | @ Buffalo        | 5-1   | W      | 31-26-9-2  |      |        |       |        |
| 69 | 3/9   | N.Y. Islanders   | 3-2   | W OT   | 32-26-9-2  |      |        |       |        |
| 70 | 3/11  | Nashville        | 1-1   | T OT   | 32-26-10-2 |      |        |       |        |
| 71 | 3/13  | Columbus         | 5-3   | W      | 33-26-10-2 |      |        |       |        |
| 72 | 3/14  | Calgary          | 0-3   | L      | 33-27-10-2 |      |        |       |        |
| 73 | 3/16  | @ Los Angeles    | 5-3   | W      | 34-27-10-2 |      |        |       |        |
| 74 | 3/17  | @ Anaheim        | 1-1   | T OT   | 34-27-11-2 |      |        |       |        |
| 75 | 3/20  | @ Dallas         | 1-3   | L      | 34-28-11-2 |      |        |       |        |
| 76 | 3/25  | Anaheim          | 3-2   | W      | 35-28-11-2 |      |        |       |        |
| 77 | 3/27  | Chicago          | 4-3   | W OT   | 36-28-11-2 |      |        |       |        |
| 78 | 3/28  | @ Chicago        | 3-1   | W      | 37-28-11-2 |      |        |       |        |
| 79 | 3/30  | Edmonton         | 1-0   | W      | 38-28-11-2 |      |        |       |        |
| 80 | 4/1   | Detroit          | 2-3   | L      | 38-29-11-2 |      |        |       |        |
| 81 | 4/3   | @ Nashville      | 4-1   | W      | 39-29-11-2 |      |        |       |        |
| 82 | 4/4   | @ Minnesota      | 0-3   | L      | 39-30-11-2 |      |        |       |        |

| PLAYER             | GP    | G  | A  | TP | +/- | PIM | S   | PCTG | PLAYER               | GP | G     | A    | TP      | +/- | PIM | S   | PCTG  |      |
|--------------------|-------|----|----|----|-----|-----|-----|------|----------------------|----|-------|------|---------|-----|-----|-----|-------|------|
| KEITH KACHUK       | 75    | 33 | 38 | 71 | 8   | 83  | 233 | 14.2 | PASCAL RHEAUME (NJR) | 17 | 0     | 0    | 0       | 3-  | 5   | 15  | .0    |      |
| DOUG WEIGHT        | 75    | 14 | 51 | 65 | 3-  | 37  | 198 | 7.1  | (STL)                | 25 | 1     | 3    | 4       | 3-  | 4   | 23  | 2.6   |      |
| PAVOL DEMITRA      | 68    | 23 | 35 | 58 | 1   | 18  | 179 | 12.8 | (TOTALS)             | 42 | 1     | 3    | 4       | 6-  | 9   | 38  | 2.6   |      |
| CHRIS PRONGER      | 80    | 14 | 40 | 54 | 1-  | 88  | 203 | 6.9  | BARRET JACKMAN       | 15 | 1     | 2    | 3       | 1-  | 41  | 11  | 9.1   |      |
| DALLAS DRAKE       | 79    | 13 | 22 | 35 | 10  | 65  | 121 | 10.7 | JEFF HEEREMA         | 22 | 1     | 2    | 3       | 5-  | 4   | 28  | 3.6   |      |
| BRIAN SAVAGE       | (PHX) | 61 | 12 | 13 | 15  | 5-  | 36  | 10.1 | AL MACINNIS          | 3  | 0     | 2    | 2       | 1-  | 6   | 9   | .0    |      |
| (STL)              | 13    | 4  | 3  | 7  | 3-  | 2   | 23  | 17.4 | REED LOW             | 57 | 0     | 2    | 2       | 6-  | 141 | 28  | .0    |      |
| (TOTALS)           | 74    | 16 | 6  | 32 | 8-  | 38  | 124 | 12.9 | STEVE MARTINS        | 25 | 1     | 0    | 1       | 7-  | 22  | 27  | 3.7   |      |
| SCOTT MELLANBY     | 68    | 14 | 17 | 31 | 7-  | 76  | 103 | 13.6 | MATT WALKER          | 14 | 0     | 1    | 1       | 0   | 25  | 8   | .0    |      |
| PETR CAJANEK       | 70    | 12 | 14 | 26 | 12  | 16  | 126 | 9.5  | CHRISTIAN LAFLAMME   | 16 | 0     | 1    | 1       | 3-  | 20  | 9   | .0    |      |
| MIKE SILLINGER     | (PHX) | 60 | 8  | 6  | 14  | 14  | 54  | 6.6  | JEFF FINLEY          | 53 | 0     | 1    | 1       | 9-  | 34  | 25  | .0    |      |
| (STL)              | 16    | 5  | 5  | 10 | 4   | 14  | 40  | 12.5 | JOHNNY POHL          | 1  | 0     | 0    | 0       | 2-  | 0   | 1   | .0    |      |
| (TOTALS)           | 76    | 13 | 11 | 24 | 10  | 68  | 106 | 12.3 | JEREMY VABLONSKI     | 1  | 0     | 0    | 0       | 1-  | 5   | 1   | .0    |      |
| MARK RYCOFT        | 71    | 9  | 12 | 21 | 2   | 32  | 110 | 8.2  | SCOTT PELLERIN       | 2  | 0     | 0    | 0       | 3-  | 2   | 1   | .0    |      |
| ERIC WEINRICH      | (PHI) | 54 | 2  | 7  | 9   | 11  | 32  | 5.6  | MIKE STUART          | 2  | 0     | 0    | 0       | 0   | 0   | 0   | .0    |      |
| (STL)              | 26    | 2  | 8  | 10 | 1   | 14  | 27  | 7.4  | STEVE MCLAREN        | 6  | 0     | 0    | 0       | 0   | 0   | 25  | 2     | .0   |
| (TOTALS)           | 80    | 4  | 15 | 19 | 12  | 46  | 83  | 4.8  | JAME POLLOCK         | 9  | 0     | 0    | 0       | 1-  | 6   | 19  | .0    |      |
| CHRISTIAN BACKMAN  | 66    | 5  | 13 | 18 | 1   | 16  | 92  | 5.4  | ARIS BRIMANIS        | 13 | 0     | 0    | 0       | 0   | 4   | 3   | .0    |      |
| MIKE DANTON        | 68    | 7  | 5  | 12 | 8-  | 141 | 72  | 9.7  | REINHARD DIVIS       | 13 | 0     | 0    | 0       | 0   | 2   | 0   | .0    |      |
| JAMAL MAYERS       | 80    | 6  | 5  | 11 | 19- | 91  | 130 | 4.6  | CHRIS OSGOOD         | 67 | 0     | 0    | 0       | 0   | 10  | 0   | .0    |      |
| RYAN JOHNSON       | 69    | 4  | 7  | 11 | 2-  | 8   | 36  | 11.1 | GOALTENDER           | GP | MIN   | AVG  | W-L-T   | EN  | SO  | GA  | SA    | SV%  |
| ERIC BOGUNECKI     | 27    | 6  | 4  | 10 | 1-  | 20  | 40  | 15.0 | CHRIS OSGOOD         | 67 | 3,861 | 2.24 | 31-25-8 | 3   | 3   | 144 | 1,604 | 91.0 |
| ALEXANDER KHAVANOV | 48    | 3  | 7  | 10 | 2   | 18  | 62  | 4.8  | BRENT JOHNSON        | 10 | 493   | 2.43 | 4-3-1   | 0   | 1   | 20  | 203   | 90.1 |
| BYRCE SALVADOR     | 69    | 3  | 5  | 8  | 4-  | 47  | 60  | 5.0  | REINHARD DIVIS       | 13 | 629   | 2.77 | 4-4-2   | 2   | 0   | 29  | 291   | 90.0 |
| MURRAY BARON       | 80    | 1  | 5  | 6  | 6-  | 61  | 57  | 1.8  |                      |    |       |      |         |     |     |     |       |      |
| PETER SEINA        | 20    | 2  | 2  | 4  | 9-  | 4   | 36  | 5.6  |                      |    |       |      |         |     |     |     |       |      |

# Team & Individual Results, Records & Stats

2002-2003 (41-24-11-6, 99 pts, 2nd Central Division)

| #  | DATE  | VERSUS           | SCORE | RECORD | #          | DATE | VERSUS | SCORE | RECORD |
|----|-------|------------------|-------|--------|------------|------|--------|-------|--------|
| 1  | 10/10 | Anaheim          | 3-4   | L      | 0-1-0-0    |      |        |       |        |
| 2  | 10/12 | Minnesota        | 2-2   | T OT   | 0-1-1-0    |      |        |       |        |
| 3  | 10/15 | Carolina         | 2-1   | W OT   | 1-1-1-0    |      |        |       |        |
| 4  | 10/17 | Columbus         | 7-1   | W      | 2-1-1-0    |      |        |       |        |
| 5  | 10/19 | Dallas           | 5-3   | W      | 3-1-1-0    |      |        |       |        |
| 6  | 10/24 | @ Edmonton       | 2-1   | W      | 4-1-1-0    |      |        |       |        |
| 7  | 10/26 | @ Calgary        | 4-3   | W OT   | 5-1-1-0    |      |        |       |        |
| 8  | 10/30 | Nashville        | 7-0   | W      | 6-1-1-0    |      |        |       |        |
| 9  | 11/2  | @ N.Y. Islanders | 6-1   | W      | 7-1-1-0    |      |        |       |        |
| 10 | 11/3  | @ N.Y. Rangers   | 3-2   | W      | 8-1-1-0    |      |        |       |        |
| 11 | 11/5  | @ Montreal       | 5-2   | W      | 9-1-1-0    |      |        |       |        |
| 12 | 11/7  | Columbus         | 2-5   | L      | 9-2-1-0    |      |        |       |        |
| 13 | 11/9  | Toronto          | 6-3   | W      | 10-2-1-0   |      |        |       |        |
| 14 | 11/12 | @ Vancouver      | 3-6   | L      | 10-3-1-0   |      |        |       |        |
| 15 | 11/15 | @ Edmonton       | 0-5   | L      | 10-4-1-0   |      |        |       |        |
| 16 | 11/16 | @ Calgary        | 1-0   | W      | 11-4-1-0   |      |        |       |        |
| 17 | 11/20 | @ Columbus       | 2-3   | L      | 11-5-1-0   |      |        |       |        |
| 18 | 11/21 | Los Angeles      | 3-2   | W OT   | 12-5-1-0   |      |        |       |        |
| 19 | 11/23 | Colorado         | 1-3   | L      | 12-6-1-0   |      |        |       |        |
| 20 | 11/25 | San Jose         | 1-4   | L      | 12-7-1-0   |      |        |       |        |
| 21 | 11/27 | @ Colorado       | 4-4   | T      | 12-7-2-0   |      |        |       |        |
| 22 | 11/29 | Calgary          | 7-2   | W      | 13-7-2-0   |      |        |       |        |
| 23 | 11/30 | New Jersey       | 4-5   | L OT   | 13-7-2-1   |      |        |       |        |
| 24 | 12/3  | @ Boston         | 4-0   | W      | 14-7-2-1   |      |        |       |        |
| 25 | 12/5  | Ottawa           | 2-2   | T      | 14-7-3-1   |      |        |       |        |
| 26 | 12/7  | @ Philadelphia   | 3-1   | W      | 15-7-3-1   |      |        |       |        |
| 27 | 12/8  | @ Detroit        | 3-4   | L OT   | 15-7-3-2   |      |        |       |        |
| 28 | 12/10 | @ New Jersey     | 0-2   | L      | 15-8-3-2   |      |        |       |        |
| 29 | 12/12 | @ Nashville      | 2-2   | T      | 15-8-4-2   |      |        |       |        |
| 30 | 12/14 | Atlanta          | 4-0   | W      | 16-8-4-2   |      |        |       |        |
| 31 | 12/17 | @ Los Angeles    | 2-6   | L      | 16-9-4-2   |      |        |       |        |
| 32 | 12/18 | @ Anaheim        | 2-5   | L      | 16-10-4-2  |      |        |       |        |
| 33 | 12/20 | @ Phoenix        | 3-3   | T      | 16-10-5-2  |      |        |       |        |
| 34 | 12/23 | Los Angeles      | 5-0   | W      | 17-10-5-2  |      |        |       |        |
| 35 | 12/26 | Colorado         | 3-2   | W      | 18-10-5-2  |      |        |       |        |
| 36 | 12/28 | @ Columbus       | 6-1   | W      | 19-10-5-2  |      |        |       |        |
| 37 | 12/29 | Columbus         | 5-2   | W      | 20-10-5-2  |      |        |       |        |
| 38 | 12/31 | @ Detroit        | 1-5   | L      | 20-11-5-2  |      |        |       |        |
| 39 | 1/2   | Chicago          | 1-4   | L      | 20-12-5-2  |      |        |       |        |
| 40 | 1/4   | Tampa Bay        | 5-1   | W      | 21-12-5-2  |      |        |       |        |
| 41 | 1/7   | @ Nashville      | 1-2   | L OT   | 21-12-5-3  |      |        |       |        |
| 42 | 1/9   | @ San Jose       | 4-1   | W      | 22-12-5-3  |      |        |       |        |
| 43 | 1/11  | @ Los Angeles    | 2-1   | W      | 23-12-5-3  |      |        |       |        |
| 44 | 1/12  | @ Anaheim        | 1-2   | L      | 23-13-5-3  |      |        |       |        |
| 45 | 1/14  | @ Phoenix        | 4-1   | W      | 24-13-5-3  |      |        |       |        |
| 46 | 1/16  | N.Y. Islanders   | 2-3   | L OT   | 24-13-5-4  |      |        |       |        |
| 47 | 1/18  | Chicago          | 4-2   | W      | 25-13-5-4  |      |        |       |        |
| 48 | 1/20  | @ Carolina       | 5-3   | W      | 26-13-5-4  |      |        |       |        |
| 49 | 1/21  | @ Atlanta        | 4-8   | L      | 26-14-5-4  |      |        |       |        |
| 50 | 1/23  | @ Chicago        | 3-3   | T      | 26-14-6-4  |      |        |       |        |
| 51 | 1/25  | Dallas           | 2-4   | L      | 26-15-6-4  |      |        |       |        |
| 52 | 1/28  | @ Washington     | 5-3   | W      | 27-15-6-4  |      |        |       |        |
| 53 | 1/30  | Buffalo          | 2-1   | W OT   | 28-15-6-4  |      |        |       |        |
| 54 | 2/5   | @ Dallas         | 2-2   | T      | 28-15-7-4  |      |        |       |        |
| 55 | 2/6   | N.Y. Rangers     | 4-4   | T      | 28-17-8-4  |      |        |       |        |
| 56 | 2/8   | San Jose         | 4-1   | W      | 29-15-8-4  |      |        |       |        |
| 57 | 2/11  | @ Buffalo        | 3-2   | W      | 30-15-8-4  |      |        |       |        |
| 58 | 2/13  | Philadelphia     | 3-4   | L OT   | 30-15-8-5  |      |        |       |        |
| 59 | 2/15  | Phoenix          | 3-5   | L      | 30-16-8-5  |      |        |       |        |
| 60 | 2/17  | Calgary          | 5-3   | W      | 31-16-8-5  |      |        |       |        |
| 61 | 2/20  | Vancouver        | 2-4   | L      | 31-17-8-5  |      |        |       |        |
| 62 | 2/22  | @ Pittsburgh     | 1-2   | L OT   | 31-17-8-6  |      |        |       |        |
| 63 | 2/23  | @ Minnesota      | 1-3   | L      | 31-18-8-6  |      |        |       |        |
| 64 | 2/27  | Edmonton         | 4-1   | W      | 32-18-8-6  |      |        |       |        |
| 65 | 3/1   | Minnesota        | 2-0   | W      | 33-18-8-6  |      |        |       |        |
| 66 | 3/4   | Nashville        | 2-1   | W OT   | 34-18-8-6  |      |        |       |        |
| 67 | 3/6   | Phoenix          | 6-3   | W      | 35-18-8-6  |      |        |       |        |
| 68 | 3/7   | @ Detroit        | 2-7   | L      | 35-19-8-6  |      |        |       |        |
| 69 | 3/11  | @ San Jose       | 4-2   | W      | 36-19-8-6  |      |        |       |        |
| 70 | 3/13  | @ Vancouver      | 4-4   | T      | 36-19-9-6  |      |        |       |        |
| 71 | 3/15  | @ Nashville      | 1-0   | W      | 37-19-9-6  |      |        |       |        |
| 72 | 3/18  | Vancouver        | 6-4   | W      | 38-19-9-6  |      |        |       |        |
| 73 | 3/20  | Anaheim          | 3-2   | W OT   | 39-19-9-6  |      |        |       |        |
| 74 | 3/22  | Detroit          | 2-4   | L      | 39-20-9-6  |      |        |       |        |
| 75 | 3/23  | @ Dallas         | 1-3   | L      | 39-21-9-6  |      |        |       |        |
| 76 | 3/26  | @ Minnesota      | 1-0   | W      | 40-21-9-6  |      |        |       |        |
| 77 | 3/27  | Florida          | 2-1   | W      | 41-21-9-6  |      |        |       |        |
| 78 | 3/29  | Detroit          | 2-6   | L      | 41-22-9-6  |      |        |       |        |
| 79 | 3/31  | Edmonton         | 5-5   | T      | 41-22-10-6 |      |        |       |        |
| 80 | 4/3   | Chicago          | 4-6   | L      | 41-23-10-6 |      |        |       |        |
| 81 | 4/4   | @ Chicago        | 2-2   | T      | 41-23-11-6 |      |        |       |        |
| 82 | 4/6   | @ Colorado       | 2-5   | L      | 41-24-11-6 |      |        |       |        |

| PLAYER             | GP    | G  | A  | TP | +/- | PIM | S   | PCTG | PLAYER          | GP                | G  | A | TP | +/- | PIM | S  | PCTG |    |
|--------------------|-------|----|----|----|-----|-----|-----|------|-----------------|-------------------|----|---|----|-----|-----|----|------|----|
| PAVOL DEMITRA      | 78    | 36 | 57 | 93 | 0   | 32  | 205 | 17.6 | CHRIS PRONGER   | 5                 | 1  | 3 | 4  | -2  | 10  | 11 | 9.1  |    |
| AL MACINNIS        | 80    | 16 | 52 | 68 | 22  | 61  | 299 | 5.4  | JEFF FINLEY     | 64                | 1  | 3 | 4  | -2  | 46  | 30 | 3.3  |    |
| CORY STILLMAN      | 79    | 24 | 43 | 67 | 12  | 56  | 157 | 15.3 | MIKE VAN RYN    | 20                | 0  | 3 | 3  | 3   | 8   | 21 | .0   |    |
| DOUG WEIGHT        | 70    | 15 | 52 | 67 | -6  | 52  | 182 | 8.2  | PETER SEJNA     | 1                 | 1  | 0 | 1  | 0   | 0   | 3  | 33.3 |    |
| SCOTT MELLANBY     | 80    | 26 | 31 | 57 | 1   | 175 | 132 | 19.7 | ERIC NICKOLAS   | 8                 | 0  | 1 | 1  | -2  | 6   | 3  | .0   |    |
| KEITH KACHUCK      | 56    | 31 | 24 | 55 | 1   | 139 | 185 | 16.8 | MATT WALKER     | 16                | 0  | 1 | 1  | 0   | 38  | 13 | .0   |    |
| ERIC BOGUSIENSKI   | 80    | 22 | 27 | 49 | 22  | 38  | 117 | 18.8 | BRENT JOHNSON   | 38                | 0  | 1 | 1  | 0   | 2   | 0  | .0   |    |
| PETR CAJANEK       | 51    | 9  | 29 | 38 | 16  | 20  | 90  | 10.0 | DANIEL CORSO    | 1                 | 0  | 0 | 0  | -1  | 0   | 0  | .0   |    |
| ALEXANDER KHAVANOV | 81    | 8  | 25 | 33 | -1  | 48  | 2   | 8.9  | CODY RUDKOWSKY  | 1                 | 0  | 0 | 0  | 0   | 0   | 0  | .0   |    |
| DALLAS DRAKE       | 80    | 20 | 10 | 30 | -7  | 66  | 113 | 17.7 | REINHARD DIVIS  | 2                 | 0  | 0 | 0  | 0   | 0   | 0  | .0   |    |
| MARTIN RUCINSKY    | 61    | 16 | 14 | 30 | -1  | 38  | 135 | 11.9 | SERGEI VARLAMOV | 3                 | 0  | 0 | 0  | 1   | 0   | 5  | .0   |    |
| VALERI BURE        | (FLA) | 46 | 5  | 21 | 26  | -11 | 10  | 150  | 3.3             | CHRISTIAN BACKMAN | 4  | 0 | 0  | 0   | -3  | 0  | 4    | .0 |
| (STL)              | 5     | 0  | 2  | 2  | -2  | 0   | 11  | .0   | TOM BARRASSO    | 6                 | 0  | 0 | 0  | 0   | 0   | 0  | .0   |    |
| (TOTALS)           | 51    | 5  | 23 | 58 | -13 | 10  | 161 | 3.1  | CURTIS SANFORD  | 8                 | 0  | 0 | 0  | 0   | 0   | 0  | .0   |    |
| BARRET JACKMAN     | 82    | 3  | 16 | 19 | 23  | 190 | 66  | 4.5  | FRED BRATHWAITE | 30                | 0  | 0 | 0  | 0   | 0   | 0  | .0   |    |
| STEVE MARTINS      | (OTT) | 14 | 2  | 3  | 5   | 3   | 10  | 13   | 15.4            | CHRIS OSGOOD      | 46 | 0 | 0  | 0   | 0   | 12 | 0    | .0 |
| (STL)              | 28    | 3  | 3  | 6  | -8  | 18  | 25  | 12.0 |                 |                   |    |   |    |     |     |    |      |    |
| (TOTALS)           | 42    | 5  | 6  | 11 | -5  | 28  | 38  | 13.1 |                 |                   |    |   |    |     |     |    |      |    |
| SHJON PODEIN       | 68    | 4  | 6  | 10 | 7   | 28  | 52  | 7.7  |                 |                   |    |   |    |     |     |    |      |    |
| BRYCE SALVADOR     | 71    | 2  | 8  | 10 | 7   | 95  | 73  | 2.7  |                 |                   |    |   |    |     |     |    |      |    |
| TYSON NASH         | 66    | 6  | 3  | 9  | 0   | 114 | 77  | 7.8  |                 |                   |    |   |    |     |     |    |      |    |
| CHRISTIAN LAFLAMME | 47    | 0  | 9  | 9  | 1   | 45  | 44  | .0   |                 |                   |    |   |    |     |     |    |      |    |
| JAMAL MAYERS       | 15    | 2  | 5  | 7  | 1   | 8   | 26  | 7.7  |                 |                   |    |   |    |     |     |    |      |    |
| RYAN JOHNSON       | (FLA) | 58 | 2  | 5  | 7   | -13 | 26  | 5.4  |                 |                   |    |   |    |     |     |    |      |    |
| (STL)              | 17    | 0  | 0  | 0  | 0   | 12  | 13  | .0   |                 |                   |    |   |    |     |     |    |      |    |
| (TOTALS)           | 75    | 2  | 5  | 7  | -13 | 38  | 67  | 2.9  |                 |                   |    |   |    |     |     |    |      |    |
| TOM KOIVISTO       | 22    | 2  | 4  | 6  | 1   | 10  | 26  | 7.7  |                 |                   |    |   |    |     |     |    |      |    |
| REED LOW           | 79    | 2  | 4  | 6  | 3   | 234 | 48  | 4.2  |                 |                   |    |   |    |     |     |    |      |    |
| STEVE DUBINSKY     | 28    | 0  | 6  | 6  | 3   | 4   | 23  | 0.0  |                 |                   |    |   |    |     |     |    |      |    |

| GOALTENDERS     | GP    | MIN   | AVG   | W-L-T   | EN      | SO | GA  | SA    | SV%   |
|-----------------|-------|-------|-------|---------|---------|----|-----|-------|-------|
| CODY RUDKOWSKY  | 1     | 30    | .00   | 1-0-0   | 0       | 0  | 10  | 110   | 1.000 |
| REINHARD DIVIS  | 2     | 83    | .72   | 2-0-0   | 0       | 0  | 1   | 34    | .971  |
| CURTIS SANFORD  | 8     | 397   | 1.96  | 5-1-0   | 0       | 1  | 13  | 148   | .912  |
| BRENT JOHNSON   | 38    | 2,042 | 2.47  | 16-13-5 | 2       | 2  | 84  | 844   | .900  |
| FRED BRATHWAITE | 30    | 1,615 | 2.75  | 12-9-4  | 4       | 2  | 74  | 631   | .883  |
| TOM BARRASSO    | 6     | 293   | 3.28  | 1-4-0   | 0       | 1  | 16  | 132   | .879  |
| CHRIS OSGOOD    | (NYI) | 37    | 1,993 | 2.92    | 17-14-4 | 4  | 2   | 97    | .894  |
| (STL)           | 9     | 532   | 3.05  | 4-3-2   | 1       | 2  | 27  | 241   | .888  |
| (TOTALS)        | 46    | 2,525 | 2.95  | 21-17-6 | 5       | 4  | 124 | 1,153 | .892  |



## 2001-2002 (43-27-8-4, 98 pts, 2nd Central Division)

| #  | DATE  | VERSUS         | SCORE | RECORD         | #  | DATE | VERSUS         | SCORE | RECORD         |
|----|-------|----------------|-------|----------------|----|------|----------------|-------|----------------|
| 1  | 10/4  | @ Columbus     | 3-3   | T 0-0-1-0      | 42 | 1/8  | @ San Jose     | 6-2   | W 21-12-6-3    |
| 2  | 10/6  | @ Nashville    | 2-2   | T 0-0-2-0      | 43 | 1/9  | @ Anaheim      | 3-2   | W 22-12-6-3    |
| 3  | 10/11 | LOS ANGELES    | 5-6   | L 0-1-2-0      | 44 | 1/12 | @ Pittsburgh   | 4-1   | W 23-12-6-3    |
| 4  | 10/13 | @ Toronto      | 5-2   | W 1-1-2-0      | 45 | 1/15 | Edmonton       | 3-2   | W 24-12-6-3    |
| 5  | 10/17 | DALLAS         | 2-2   | T 1-1-3-0      | 46 | 1/17 | Vancouver      | 5-4   | W 25-12-6-3    |
| 6  | 10/19 | @ Minnesota    | 3-2   | W OT 2-1-3-0   | 47 | 1/19 | Boston         | 2-1   | W OT 26-12-6-3 |
| 7  | 10/20 | PITTSBURGH     | 2-1   | W OT 3-1-3-0   | 48 | 1/21 | @ Boston       | 4-3   | W OT 27-12-6-3 |
| 8  | 10/22 | CALGARY        | 2-3   | L 3-2-3-0      | 49 | 1/23 | @ Buffalo      | 5-2   | W 28-12-6-3    |
| 9  | 10/25 | NY RANGERS     | 5-1   | W 4-2-3-0      | 50 | 1/25 | @ Chicago      | 1-2   | L 28-13-6-3    |
| 10 | 10/27 | @ Ottawa       | 1-4   | L 4-3-3-0      | 51 | 1/26 | Detroit        | 2-5   | L 28-14-6-3    |
| 11 | 10/31 | @ Colorado     | 1-0   | W 5-3-3-0      | 52 | 1/28 | Anaheim        | 0-1   | L 28-15-6-3    |
| 12 | 11/1  | Carolina       | 4-3   | W 6-3-3-0      | 53 | 1/30 | @ Washington   | 4-1   | W 29-15-6-3    |
| 13 | 11/3  | Washington     | 4-1   | W 7-3-3-0      | 54 | 2/5  | @ NY Islanders | 3-4   | L 29-16-6-3    |
| 14 | 11/6  | San Jose       | 1-4   | L 7-4-3-0      | 55 | 2/7  | Edmonton       | 3-1   | W 30-16-6-3    |
| 15 | 11/8  | Vancouver      | 3-1   | W 8-4-3-0      | 56 | 2/9  | Philadelphia   | 0-5   | L 30-17-6-3    |
| 16 | 11/10 | Phoenix        | 4-1   | W 9-4-3-0      | 57 | 2/12 | Atlanta        | 3-0   | W 31-17-6-3    |
| 17 | 11/13 | @ Columbus     | 2-3   | L OT 9-4-3-1   | 58 | 2/13 | @ Colorado     | 1-3   | L 31-18-6-3    |
| 18 | 11/15 | @ Vancouver    | 1-2   | L 9-5-3-1      | 59 | 2/26 | @ Vancouver    | 4-4   | T 31-18-7-3    |
| 19 | 11/17 | @ Calgary      | 0-2   | L 9-6-3-1      | 60 | 2/28 | @ Calgary      | 2-3   | L 31-19-7-3    |
| 20 | 11/20 | @ Edmonton     | 0-2   | L 9-7-3-1      | 61 | 3/2  | @ Edmonton     | 1-1   | T 31-19-8-3    |
| 21 | 11/23 | @ Detroit      | 1-3   | L 9-8-3-1      | 62 | 3/7  | Minnesota      | 0-3   | L 31-20-8-3    |
| 22 | 11/24 | Phoenix        | 5-3   | W 10-8-3-1     | 63 | 3/9  | Detroit        | 2-5   | L 31-21-8-3    |
| 23 | 11/27 | Ottawa         | 4-2   | W 11-8-3-1     | 64 | 3/11 | Colorado       | 2-3   | L 31-22-8-3    |
| 24 | 11/29 | @ Columbus     | 3-1   | W 12-8-3-1     | 65 | 3/13 | @ San Jose     | 2-0   | W 32-22-8-3    |
| 25 | 12/01 | Columbus       | 4-3   | W 13-8-3-1     | 66 | 3/14 | @ Los Angeles  | 1-2   | L 32-23-8-3    |
| 26 | 12/02 | @ Minnesota    | 4-4   | T 13-8-4-1     | 67 | 3/17 | @ Anaheim      | 3-2   | W 33-23-8-3    |
| 27 | 12/05 | @ Phoenix      | 0-3   | L 13-9-4-1     | 68 | 3/19 | Nashville      | 5-1   | W 34-23-8-3    |
| 28 | 12/06 | @ Los Angeles  | 1-1   | T 13-9-5-1     | 69 | 3/20 | @ Dallas       | 2-3   | L 34-24-8-3    |
| 29 | 12/08 | Los Angeles    | 2-0   | W 14-9-5-1     | 70 | 3/22 | Anaheim        | 3-2   | W 35-24-8-3    |
| 30 | 12/12 | @ Chicago      | 2-2   | T 14-9-6-1     | 71 | 3/24 | @ Chicago      | 3-4   | L OT 35-24-8-4 |
| 31 | 12/13 | Toronto        | 3-4   | L OT 14-9-6-2  | 72 | 3/26 | Minnesota      | 1-2   | L 35-25-8-4    |
| 32 | 12/15 | Calgary        | 4-0   | W 15-9-6-2     | 73 | 3/28 | Buffalo        | 4-1   | W 36-25-8-4    |
| 33 | 12/18 | @ Philadelphia | 3-6   | L 15-10-6-2    | 74 | 3/30 | @ Nashville    | 4-2   | W 37-25-8-4    |
| 34 | 12/21 | @ Tampa Bay    | 3-4   | L OT 15-10-6-3 | 75 | 4/1  | @ Phoenix      | 3-5   | L 37-26-8-4    |
| 35 | 12/22 | @ Florida      | 2-0   | W 16-10-6-3    | 76 | 4/3  | @ Dallas       | 2-1   | W OT 38-26-8-4 |
| 36 | 12/26 | Chicago        | 1-3   | L 16-11-6-3    | 77 | 4/5  | Chicago        | 5-1   | W 39-26-8-4    |
| 37 | 12/28 | Montreal       | 3-0   | W 17-11-6-3    | 78 | 4/7  | Colorado       | 2-4   | L 39-27-8-4    |
| 38 | 12/30 | Nashville      | 7-2   | W 18-11-6-3    | 79 | 4/9  | Nashville      | 3-2   | W 40-27-8-4    |
| 39 | 1/1   | @ New Jersey   | 1-2   | L 18-12-6-3    | 80 | 4/11 | San Jose       | 4-1   | W 41-27-8-4    |
| 40 | 1/3   | Columbus       | 4-2   | W 19-12-6-3    | 81 | 4/13 | Detroit        | 3-2   | W OT 42-27-8-4 |
| 41 | 1/5   | Dallas         | 5-2   | W 20-12-6-3    | 82 | 4/15 | @ Detroit      | 5-3   | W 43-27-8-4    |

| PLAYER             | GP | G  | A  | PTS | +/- | PIM | PP | SH | GW | GT | S   | PCTG | PLAYER             | GP | G     | A    | PTS     | +/- | PIM | PP  | SH    | GW    | GT | S  | PCTG |    |
|--------------------|----|----|----|-----|-----|-----|----|----|----|----|-----|------|--------------------|----|-------|------|---------|-----|-----|-----|-------|-------|----|----|------|----|
| PAVOL DEMITRA      | 82 | 35 | 43 | 78  | 13  | 46  | 11 | 0  | 10 | 0  | 212 | 16.5 | MIKE VAN RYN       | 48 | 2     | 8    | 10      | 10  | 18  | 0   | 0     | 1     | 0  | 52 | 3.8  |    |
| KEITH KACHUK       | 73 | 38 | 37 | 75  | 21  | 117 | 13 | 0  | 7  | 1  | 244 | 15.6 | JEFF FINLEY        | 78 | 0     | 6    | 6       | 12  | 30  | 0   | 0     | 0     | 0  | 39 | .0   |    |
| DOUG WEIGHT        | 61 | 15 | 34 | 49  | 20  | 40  | 3  | 0  | 1  | 0  | 131 | 11.5 | REED LOW           | 58 | 0     | 5    | 5       | -3  | 160 | 0   | 0     | 0     | 0  | 25 | .0   |    |
| CHRIS PRONGER      | 78 | 7  | 40 | 47  | 23  | 120 | 4  | 1  | 3  | 0  | 204 | 3.4  | BRENT JOHNSON      | 58 | 0     | 4    | 4       | 0   | 2   | 0   | 0     | 0     | 0  | 1  | .0   |    |
| AL MACINNIS        | 71 | 11 | 35 | 46  | 3   | 52  | 6  | 0  | 4  | 1  | 231 | 4.8  | MARK RYCROFT       | 9  | 0     | 3    | 3       | 0   | 4   | 0   | 0     | 0     | 0  | 0  | 14   | .0 |
| CORY STILLMAN      | 80 | 23 | 22 | 45  | 8   | 36  | 6  | 0  | 4  | 0  | 140 | 16.4 | MARC BERGEVIN      | 30 | 0     | 3    | 3       | 6   | 2   | 0   | 0     | 0     | 0  | 0  | 13   | .0 |
| SCOTT YOUNG        | 67 | 19 | 22 | 41  | 11  | 26  | 5  | 0  | 1  | 0  | 210 | 9.0  | RICHARD PILON      | 8  | 0     | 2    | 2       | -1  | 9   | 0   | 0     | 0     | 0  | 0  | 3    | .0 |
| SCOTT MELLANBY     | 64 | 15 | 26 | 41  | -5  | 93  | 8  | 0  | 2  | 0  | 137 | 10.9 | ERIC BOGUNECKI     | 8  | 0     | 1    | 1       | -2  | 4   | 0   | 0     | 0     | 0  | 0  | 10   | .0 |
| RAY FERRARO (ATL)  | 61 | 8  | 19 | 27  | 32  | 66  | 2  | 0  | 0  | 1  | 72  | 11.1 | CHRISTIAN LAFLAMME | 8  | 0     | 1    | 1       | 3   | 4   | 0   | 0     | 0     | 0  | 0  | 6    | .0 |
| (STL)              | 15 | 6  | 4  | 10  | 2   | 8   | 2  | 0  | 1  | 0  | 27  | 22.2 | JUSTIN PAPINEAU    | 1  | 0     | 0    | 0       | -2  | 0   | 0   | 0     | 0     | 0  | 0  | 0    | .0 |
| (TOTALS)           | 76 | 14 | 23 | 37  | -30 | 74  | 4  | 0  | 1  | 1  | 99  | 14.1 | BARRET JACKMAN     | 1  | 0     | 0    | 0       | 0   | 0   | 0   | 0     | 0     | 0  | 0  | 1    | .0 |
| DALLAS DRAKE       | 80 | 11 | 15 | 26  | 8   | 87  | 1  | 3  | 2  | 0  | 116 | 9.5  | REINHARD DIVIS     | 1  | 0     | 0    | 0       | 0   | 0   | 0   | 0     | 0     | 0  | 0  | .0   |    |
| ALEXANDER KHAVANOV | 81 | 3  | 21 | 24  | 9   | 55  | 0  | 0  | 0  | 0  | 87  | 3.4  | TED DONATO         | 2  | 0     | 0    | 0       | -2  | 2   | 0   | 0     | 0     | 0  | 0  | .0   |    |
| SHON PODEIN (COL)  | 41 | 6  | 6  | 12  | 0   | 39  | 0  | 1  | 2  | 0  | 43  | 14.0 | FRED BRATHWAITE    | 25 | 0     | 0    | 0       | 0   | 0   | 0   | 0     | 0     | 0  | 1  | .0   |    |
| (STL)              | 23 | 2  | 4  | 6   | 2   | 2   | 0  | 0  | 0  | 0  | 24  | 8.3  |                    |    |       |      |         |     |     |     |       |       |    |    |      |    |
| (TOTALS)           | 64 | 8  | 10 | 18  | 2   | 41  | 0  | 1  | 2  | 0  | 67  | 11.9 |                    |    |       |      |         |     |     |     |       |       |    |    |      |    |
| JAMAL MAYERS       | 77 | 9  | 8  | 17  | 9   | 99  | 0  | 1  | 0  | 0  | 105 | 8.6  | GOALTENDER         | GP | MIN   | AVG  | W-L-T   | EN  | SO  | GA  | SA    | SV%   |    |    |      |    |
| MIKE EASTWOOD      | 71 | 7  | 10 | 17  | -2  | 41  | 0  | 0  | 2  | 0  | 60  | 11.7 | REINHARD DIVIS     | 1  | 25    | .00  | 0-0-0   | 1   | 0   | 0   | 4     | 1.000 |    |    |      |    |
| TYSON NASH         | 64 | 6  | 7  | 13  | 2   | 100 | 0  | 0  | 1  | 0  | 66  | 9.1  | BRENT JOHNSON      | 58 | 3,491 | 218  | 34-20-4 | 5   | 5   | 127 | 1,293 | .902  |    |    |      |    |
| SERGEI VARLAMOV    | 52 | 5  | 7  | 12  | 4   | 26  | 0  | 0  | 0  | 0  | 83  | 6.0  | FRED BRATHWAITE    | 25 | 1,446 | 2.24 | 9-11-4  | 1   | 2   | 54  | 543   | .901  |    |    |      |    |
| BRYCE SALVADOR     | 66 | 5  | 7  | 12  | 3   | 78  | 1  | 0  | 2  | 0  | 37  | 13.5 |                    |    |       |      |         |     |     |     |       |       |    |    |      |    |
| DANIEL CORSO       | 41 | 4  | 7  | 11  | 3   | 6   | 1  | 0  | 2  | 0  | 25  | 16.0 |                    |    |       |      |         |     |     |     |       |       |    |    |      |    |

# Team & Individual Results, Records & Stats

2000-2001 (43-22-12-5, 103 pts, 2nd Central Division)

| #  | DATE  | VERSUS         | SCORE  | RECORD | #          | DATE | VERSUS | SCORE | RECORD |
|----|-------|----------------|--------|--------|------------|------|--------|-------|--------|
| 1  | 10/5  | @ Phoenix      | 1-4    | L      | 0-1-0-0    |      |        |       |        |
| 2  | 10/6  | @ San Jose     | 4-1    | W      | 1-1-0-0    |      |        |       |        |
| 3  | 10/8  | @ Anaheim      | 5-1    | W      | 2-1-0-0    |      |        |       |        |
| 4  | 10/11 | @ Los Angeles  | 4-4    | T      | 2-1-1-0    |      |        |       |        |
| 5  | 10/13 | MINNESOTA      | 2-0    | W      | 3-1-1-0    |      |        |       |        |
| 6  | 10/17 | @ Detroit      | 1-2    | L      | 3-2-1-0    |      |        |       |        |
| 7  | 10/19 | LOS ANGELES    | 7-1    | W      | 4-2-1-0    |      |        |       |        |
| 8  | 10/21 | CHICAGO        | 1-0    | W      | 5-2-1-0    |      |        |       |        |
| 9  | 10/26 | CALGARY        | 4-3    | W      | 6-2-1-0    |      |        |       |        |
| 10 | 10/28 | DALLAS         | 4-3 OT | W      | 7-2-1-0    |      |        |       |        |
| 11 | 10/29 | @ Carolina     | 4-1    | W      | 8-2-1-0    |      |        |       |        |
| 12 | 10/31 | @ Nashville    | 4-2    | W      | 9-2-1-0    |      |        |       |        |
| 13 | 11/2  | WASHINGTON     | 2-0    | W      | 10-2-1-0   |      |        |       |        |
| 14 | 11/4  | TORONTO        | 0-0    | T      | 10-2-2-0   |      |        |       |        |
| 15 | 11/9  | @ Colorado     | 3-3    | T      | 10-2-3-0   |      |        |       |        |
| 16 | 11/11 | @ Vancouver    | 5-2    | W      | 11-2-3-0   |      |        |       |        |
| 17 | 11/14 | @ Edmonton     | 0-3    | L      | 11-3-3-0   |      |        |       |        |
| 18 | 11/16 | PITTSBURGH     | 4-3    | W      | 12-3-3-0   |      |        |       |        |
| 19 | 11/18 | BUFFALO        | 4-1    | W      | 13-3-3-0   |      |        |       |        |
| 20 | 11/21 | VANCOUVER      | 3-4    | L      | 13-4-3-0   |      |        |       |        |
| 21 | 11/24 | @ Nashville    | 4-0    | W      | 14-4-3-0   |      |        |       |        |
| 22 | 11/25 | PHOENIX        | 5-1    | W      | 15-4-3-0   |      |        |       |        |
| 23 | 11/29 | @ Toronto      | 6-5 OT | W      | 16-4-3-0   |      |        |       |        |
| 24 | 12/2  | FLORIDA        | 5-2    | W      | 17-4-3-0   |      |        |       |        |
| 25 | 12/5  | ANAHEIM        | 1-0    | W      | 18-4-3-0   |      |        |       |        |
| 26 | 12/9  | CHICAGO        | 6-4    | W      | 19-4-3-0   |      |        |       |        |
| 27 | 12/10 | @ Chicago      | 6-1    | W      | 20-4-3-0   |      |        |       |        |
| 28 | 12/15 | @ Atlanta      | 6-3    | W      | 21-4-3-0   |      |        |       |        |
| 29 | 12/16 | DETROIT        | 2-2    | T      | 21-4-4-0   |      |        |       |        |
| 30 | 12/20 | @ NY Rangers   | 6-3    | W      | 22-4-4-0   |      |        |       |        |
| 31 | 12/23 | ANAHEIM        | 5-2    | W      | 23-4-4-0   |      |        |       |        |
| 32 | 12/26 | COLUMBUS       | 5-0    | W      | 24-4-4-0   |      |        |       |        |
| 33 | 12/28 | LOS ANGELES    | 2-5    | L      | 24-5-4-0   |      |        |       |        |
| 34 | 12/30 | PHOENIX        | 2-1    | W      | 25-5-4-0   |      |        |       |        |
| 35 | 1/1   | EDMONTON       | 5-2    | W      | 26-5-4-0   |      |        |       |        |
| 36 | 1/2   | @ Ottawa       | 1-3    | L      | 26-6-4-0   |      |        |       |        |
| 37 | 1/4   | NASHVILLE      | 2-4    | L      | 26-7-4-0   |      |        |       |        |
| 38 | 1/6   | MINNESOTA      | 5-1    | W      | 27-7-4-0   |      |        |       |        |
| 39 | 1/8   | PHILADELPHIA   | 1-2 OT | L      | 27-7-4-1   |      |        |       |        |
| 40 | 1/10  | @ Anaheim      | 4-2    | W      | 28-7-4-1   |      |        |       |        |
| 41 | 1/11  | @ San Jose     | 6-3    | L      | 28-8-4-1   |      |        |       |        |
| 42 | 1/13  | @ Los Angeles  | 4-2    | W      | 29-8-4-1   |      |        |       |        |
| 43 | 1/15  | @ Phoenix      | 1-3    | L      | 29-9-4-1   |      |        |       |        |
| 44 | 1/18  | EDMONTON       | 4-1    | W      | 30-9-4-1   |      |        |       |        |
| 45 | 1/20  | VANCOUVER      | 3-0    | W      | 31-9-4-1   |      |        |       |        |
| 46 | 1/21  | @ Nashville    | 1-3    | L      | 31-10-4-1  |      |        |       |        |
| 47 | 1/23  | @ Montreal     | 5-2    | W      | 32-10-4-1  |      |        |       |        |
| 48 | 1/25  | NEW JERSEY     | 4-3 OT | W      | 33-10-4-1  |      |        |       |        |
| 49 | 1/27  | SAN JOSE       | 3-4 OT | L      | 33-10-4-2  |      |        |       |        |
| 50 | 1/29  | TORONTO        | 2-1    | W      | 34-10-4-2  |      |        |       |        |
| 51 | 1/30  | @ Boston       | 1-5    | L      | 34-11-4-2  |      |        |       |        |
| 52 | 2/1   | COLUMBUS       | 2-2    | T      | 34-11-5-2  |      |        |       |        |
| 53 | 2/6   | @ Columbus     | 2-2    | T      | 34-11-6-2  |      |        |       |        |
| 54 | 2/8   | TAMPA BAY      | 4-1    | W      | 35-11-6-2  |      |        |       |        |
| 55 | 2/10  | @ Colorado     | 4-3 OT | W      | 36-11-6-2  |      |        |       |        |
| 56 | 2/11  | @ Dallas       | 3-3    | T      | 36-11-7-2  |      |        |       |        |
| 57 | 2/15  | CALGARY        | 4-1    | W      | 37-11-7-2  |      |        |       |        |
| 58 | 2/16  | @ Chicago      | 2-6    | L      | 37-12-7-2  |      |        |       |        |
| 59 | 2/19  | @ Florida      | 0-3    | L      | 37-13-7-2  |      |        |       |        |
| 60 | 2/20  | @ Tampa Bay    | 2-3    | L      | 37-14-7-2  |      |        |       |        |
| 61 | 2/23  | @ Detroit      | 2-4    | L      | 37-15-7-2  |      |        |       |        |
| 62 | 2/24  | BOSTON         | 3-2 OT | W      | 38-15-7-2  |      |        |       |        |
| 63 | 2/26  | SAN JOSE       | 7-2    | W      | 39-15-7-2  |      |        |       |        |
| 64 | 2/28  | @ Edmonton     | 3-5    | L      | 39-16-7-2  |      |        |       |        |
| 65 | 3/2   | @ Vancouver    | 2-3 OT | L      | 39-16-7-3  |      |        |       |        |
| 66 | 3/3   | @ Calgary      | 2-3 OT | L      | 39-17-7-3  |      |        |       |        |
| 67 | 3/6   | @ Minnesota    | 3-3    | T      | 39-16-8-4  |      |        |       |        |
| 68 | 3/8   | COLORADO       | 2-5    | L      | 39-17-8-4  |      |        |       |        |
| 69 | 3/10  | DETROIT        | 2-2    | T      | 39-17-9-4  |      |        |       |        |
| 70 | 3/13  | @ Philadelphia | 2-5    | L      | 39-18-9-4  |      |        |       |        |
| 71 | 3/14  | @ Minnesota    | 1-0 OT | W      | 40-18-9-4  |      |        |       |        |
| 72 | 3/17  | @ Calgary      | 2-2    | T      | 40-18-10-4 |      |        |       |        |
| 73 | 3/20  | NY ISLANDERS   | 3-4 OT | L      | 40-18-10-5 |      |        |       |        |
| 74 | 3/22  | COLORADO       | 1-3    | L      | 40-19-10-5 |      |        |       |        |
| 75 | 3/24  | CHICAGO        | 5-1    | W      | 41-19-10-5 |      |        |       |        |
| 76 | 3/25  | @ Dallas       | 1-1    | T      | 41-19-11-5 |      |        |       |        |
| 77 | 3/28  | @ Detroit      | 2-5    | L      | 41-20-11-5 |      |        |       |        |
| 78 | 3/31  | @ Pittsburgh   | 3-5    | L      | 41-21-11-5 |      |        |       |        |
| 79 | 4/1   | @ Columbus     | 1-2    | L      | 41-22-11-5 |      |        |       |        |
| 80 | 4/3   | CAROLINA       | 2-2    | T      | 41-22-12-5 |      |        |       |        |
| 81 | 4/5   | COLUMBUS       | 4-1    | W      | 42-22-12-5 |      |        |       |        |
| 82 | 4/7   | NASHVILLE      | 1-0    | W      | 43-22-12-5 |      |        |       |        |

| PLAYER         | GP          | G  | A  | TP | +/- | PIM | S   | PCTG | PLAYER             | GP      | G     | A    | TP       | +/- | PIM | S    | PCTG  |      |
|----------------|-------------|----|----|----|-----|-----|-----|------|--------------------|---------|-------|------|----------|-----|-----|------|-------|------|
| Pierre Turgeon | 79          | 30 | 52 | 82 | 14  | 37  | 171 | 17.5 | Bryce Salvador     | 75      | 2     | 8    | 10       | -4  | 69  | 60   | 3.3   |      |
| Keith Tkachuk  | (PHX) 64    | 29 | 42 | 71 | 6   | 108 | 230 | 12.6 | Jeff Finley        | 72      | 2     | 8    | 10       | 7   | 38  | 35   | 5.7   |      |
|                | (STL) 12    | 6  | 2  | 8  | -3  | 14  | 41  | 14.6 | Sean Hill          | 48      | 1     | 10   | 11       | 5   | 51  | 47   | 2.1   |      |
|                | (TOTALS) 76 | 35 | 44 | 79 | 3   | 122 | 271 | 12.9 | Alexei Gusarov     | (COL) 9 | 0     | 1    | 1        | 2   | 6   | 4    | 0.0   |      |
| Scott Young    | 81          | 40 | 33 | 73 | 15  | 30  | 321 | 12.5 | (NYR) 26           | 1       | 3     | 4    | -2       | 6   | 21  | 4.8  |       |      |
| Cory Stillman  | (CGY) 66    | 21 | 24 | 45 | -6  | 45  | 148 | 14.2 | (STL) 16           | 0       | 4     | 4    | -3       | 6   | 10  | 0.0  |       |      |
|                | (STL) 12    | 3  | 4  | 7  | -2  | 6   | 26  | 11.5 | (TOTALS) 51        | 1       | 8     | 9    | -3       | 18  | 35  | 2.9  |       |      |
|                | (TOTALS) 78 | 24 | 28 | 52 | -8  | 51  | 174 | 13.8 | Todd Reirden       | 38      | 2     | 4    | 6        | -2  | 43  | 58   | 3.4   |      |
| Al MacInnis    | 59          | 12 | 42 | 54 | 23  | 52  | 218 | 5.5  | Reed Low           | 56      | 1     | 5    | 6        | 4   | 159 | 31   | 3.2   |      |
| Chris Pronger  | 51          | 8  | 39 | 47 | 21  | 75  | 121 | 6.6  | Peter Smrek        | (STL) 6 | 2     | 0    | 2        | 1   | 2   | 5    | 40.0  |      |
| Pavol Demitra  | 44          | 20 | 25 | 45 | 27  | 16  | 124 | 16.1 | (NYR) 14           | 0       | 3     | 3    | 1        | 12  | 9   | 0.0  |       |      |
| Jochen Hecht   | 72          | 19 | 25 | 44 | 11  | 48  | 208 | 9.1  | (TOTALS) 20        | 2       | 3     | 5    | 2        | 14  | 14  | 14.2 |       |      |
| Dallas Drake   | 82          | 12 | 29 | 41 | 18  | 71  | 142 | 8.5  | Marc Bergevin      | (STL) 2 | 0     | 0    | 0        | 1   | 0   | 1    | 0.0   |      |
| Michal Handzus | (STL) 36    | 10 | 14 | 24 | 11  | 12  | 58  | 17.2 | (PIT) 36           | 1       | 4     | 5    | 5        | 26  | 11  | 9.1  |       |      |
|                | (PHX) 10    | 4  | 8  | 8  | 5   | 21  | 14  | 28.6 | (TOTALS) 38        | 1       | 4     | 5    | 6        | 26  | 12  | 83.6 |       |      |
|                | (TOTALS) 46 | 14 | 18 | 32 | 16  | 33  | 72  | 19.4 | Darren Rumble      | 12      | 0     | 4    | 4        | 7   | 27  | 11   | 0.0   |      |
| Craig Conroy   | (STL) 69    | 11 | 14 | 25 | 2   | 46  | 101 | 10.9 | Reid Simpson       | 38      | 2     | 1    | 3        | -3  | 96  | 23   | 8.7   |      |
|                | (CGY) 14    | 3  | 4  | 7  | 0   | 14  | 32  | 9.4  | Vladimir Cheburkin | 22      | 1     | 2    | 3        | 5   | 26  | 5    | 20.0  |      |
|                | (TOTALS) 83 | 14 | 18 | 32 | 2   | 60  | 133 | 10.5 | Pascal Rheaume     | 8       | 2     | 0    | 2        | -1  | 5   | 16   | 12.5  |      |
| Mike Eastwood  | 77          | 6  | 17 | 23 | 4   | 28  | 51  | 11.8 | Roman Turek        | 54      | 0     | 1    | 1        | 0   | 6   | 0    | 0.0   |      |
| Alex Khavanov  | 74          | 7  | 16 | 23 | 16  | 52  | 92  | 7.6  | Mike Van Ryn       | 1       | 0     | 0    | 0        | -2  | 0   | 1    | 0.0   |      |
| Scott Mellanby | (FLA) 40    | 4  | 9  | 13 | -13 | 46  | 58  | 6.9  | Eric Boguniecki    | 1       | 0     | 0    | 0        | -1  | 0   | 1    | 0.0   |      |
|                | (STL) 23    | 7  | 1  | 8  | 0   | 25  | 37  | 18.9 | Dale Clarke        | 3       | 0     | 0    | 0        | 1   | 0   | 5    | 0.0   |      |
|                | (TOTALS) 63 | 11 | 10 | 21 | -13 | 71  | 95  | 11.6 | Jaroslav Obsut     | 4       | 0     | 0    | 0        | 1   | 2   | 3    | 0.0   |      |
| Jamal Mayers   | 77          | 8  | 13 | 21 | -3  | 117 | 132 | 6.1  | Dan Trebil         | 26      | 0     | 0    | 0        | 0   | 7   | 26   | 0.0   |      |
| Ladislav Nagy  | (STL) 40    | 8  | 8  | 16 | -2  | 20  | 59  | 13.6 | Brent Johnson      | 31      | 0     | 0    | 0        | 0   | 2   | 0    | 0.0   |      |
|                | (PHX) 6     | 0  | 1  | 1  | 0   | 2   | 5   | 0.0  |                    |         |       |      |          |     |     |      |       |      |
|                | (TOTALS) 46 | 8  | 9  | 17 | -2  | 22  | 64  | 12.5 | GOALTENDER         | GP      | MIN   | AVG  | W-L-T    | EN  | SO  | GA   | SA    | SV%  |
| Tyson Nash     | 57          | 8  | 7  | 15 | 8   | 110 | 113 | 7.1  | Roman Turek        | 54      | 3,232 | 2.28 | 24-18-10 | 7   | 6   | 123  | 1,248 | .901 |
| Lubos Bartocko | 50          | 5  | 8  | 13 | -1  | 12  | 51  | 9.8  | Brent Johnson      | 31      | 1,744 | 2.17 | 19-9-2   | 2   | 4   | 63   | 676   | .907 |
| Marty Reasoner | 41          | 4  | 9  | 13 | -5  | 14  | 65  | 6.2  |                    |         |       |      |          |     |     |      |       |      |
| Daniel Corso   | 28          | 10 | 3  | 13 | 0   | 14  | 42  | 23.8 |                    |         |       |      |          |     |     |      |       |      |

## 1999-2000 (51-19-11-1, 114 pts, 1st Central Division)

| #  | DATE  | VERSUS         | SCORE  | RECORD    | #  | DATE | VERSUS        | SCORE  | RECORD       |
|----|-------|----------------|--------|-----------|----|------|---------------|--------|--------------|
| 1  | 10/02 | PHOENIX        | 1-2    | L 0-1-0   | 42 | 1/8  | VANCOUVER     | 4-2    | W 25-11-6    |
| 2  | 10/04 | LOS ANGELES    | 2-3    | L 0-2-0   | 43 | 1/11 | @ San Jose    | 5-2    | W 26-11-6    |
| 3  | 10/06 | @ Calgary      | 4-1    | W 1-2-0   | 44 | 1/13 | @ Los Angeles | 3-2    | W 27-11-6    |
| 4  | 10/09 | @ Edmonton     | 4-2    | W 2-2-0   | 45 | 1/14 | @ Anaheim     | 1-3    | L 27-12-6    |
| 5  | 10/13 | @ Detroit      | 2-4    | L 2-3-0   | 46 | 1/19 | @ Pittsburgh  | 1-3    | L 27-13-6    |
| 6  | 10/16 | TORONTO        | 4-2    | W 3-3-0   | 47 | 1/21 | @ Chicago     | 3-0    | W 28-13-6    |
| 7  | 10/19 | CALGARY        | 7-1    | W 4-3-0   | 48 | 1/22 | NY RANGERS    | 1-4    | L 28-14-6    |
| 8  | 10/21 | EDMONTON       | 3-2 OT | W 5-3-0   | 49 | 1/26 | @ Ottawa      | 4-1    | W 29-14-6    |
| 9  | 10/23 | NEW JERSEY     | 3-1    | W 6-3-0   | 50 | 1/28 | @ Dallas      | 3-1    | W 30-14-6    |
| 10 | 10/27 | @ New Jersey   | 1-2    | L 6-4-0   | 51 | 1/29 | COLORADO      | 4-0    | W 31-14-6    |
| 11 | 10/30 | DETROIT        | 5-4 OT | W 7-4-0   | 52 | 2/1  | @ Calgary     | 5-4 OT | W 32-14-6    |
| 12 | 11/3  | @ Colorado     | 0-5    | L 7-5-0   | 53 | 2/3  | VANCOUVER     | 5-2    | W 33-14-6    |
| 13 | 11/5  | @ Edmonton     | 2-1    | W 8-5-0   | 54 | 2/8  | @ Detroit     | 4-1    | W 34-14-6    |
| 14 | 11/7  | @ Vancouver    | 6-1    | W 9-5-0   | 55 | 2/10 | DETROIT       | 0-2    | L 34-15-6    |
| 15 | 11/9  | DALLAS         | 2-5    | L 9-6-0   | 56 | 2/12 | ANAHEIM       | 6-3    | W 35-15-6    |
| 16 | 11/12 | EDMONTON       | 2-2    | T 9-6-1   | 57 | 2/15 | ATLANTA       | 4-1    | W 36-15-6    |
| 17 | 11/13 | @ NY Islanders | 5-3    | W 10-6-1  | 58 | 2/18 | @ Nashville   | 2-1    | W 37-15-6    |
| 18 | 11/17 | @ Toronto      | 3-2    | W 11-6-1  | 59 | 2/21 | @ Anaheim     | 4-2    | W 38-15-6    |
| 19 | 11/18 | FLORIDA        | 3-0    | W 12-6-1  | 60 | 2/23 | @ San Jose    | 4-1    | W 39-15-6    |
| 20 | 11/20 | SAN JOSE       | 1-1    | T 12-6-2  | 61 | 2/25 | COLORADO      | 4-2    | W 40-15-6    |
| 21 | 11/22 | NASHVILLE      | 3-2 OT | W 13-6-2  | 62 | 2/27 | CHICAGO       | 1-4    | L 40-16-6    |
| 22 | 11/24 | @ Detroit      | 2-4    | L 13-7-2  | 63 | 2/29 | PHILADELPHIA  | 3-2    | W 41-16-6    |
| 23 | 11/26 | @ Buffalo      | 2-0    | W 14-7-2  | 64 | 3/2  | @ Atlanta     | 5-2    | W 42-16-6    |
| 24 | 11/27 | CHICAGO        | 8-3    | W 15-7-2  | 65 | 3/4  | @ Florida     | 1-1    | T 42-16-7    |
| 25 | 12/2  | NASHVILLE      | 3-1    | W 16-7-2  | 66 | 3/7  | PHOENIX       | 4-0    | W 43-16-7    |
| 26 | 12/4  | SAN JOSE       | 4-2    | W 17-7-2  | 67 | 3/9  | VANCOUVER     | 2-2    | T 43-16-8    |
| 27 | 12/5  | @ Philadelphia | 2-3    | L 17-8-2  | 68 | 3/11 | ANAHEIM       | 1-1    | T 43-16-9    |
| 28 | 12/7  | CAROLINA       | 2-4    | L 17-9-2  | 69 | 3/12 | @ Dallas      | 2-4    | L 43-17-9    |
| 29 | 12/10 | @ Nashville    | 4-2    | W 18-9-2  | 70 | 3/15 | @ Phoenix     | 5-3    | W 44-17-9    |
| 30 | 12/11 | DALLAS         | 4-2    | W 19-9-2  | 71 | 3/17 | @ Los Angeles | 4-0    | W 45-17-9    |
| 31 | 12/14 | CALGARY        | 1-1    | T 19-9-3  | 72 | 3/20 | WASHINGTON    | 2-1    | W 46-17-9    |
| 32 | 12/18 | BOSTON         | 4-0    | W 20-9-3  | 73 | 3/22 | @ Carolina    | 2-1    | W 46-17-9    |
| 33 | 12/21 | @ Phoenix      | 6-0    | W 21-9-3  | 74 | 3/24 | @ Tampa Bay   | 5-1    | W 48-17-9    |
| 34 | 12/23 | @ Nashville    | 2-2    | T 21-9-4  | 75 | 3/26 | @ Chicago     | 1-1    | T 48-17-10   |
| 35 | 12/26 | NASHVILLE      | 2-3    | L 21-10-4 | 76 | 3/29 | TORONTO       | 2-3    | L 48-18-10   |
| 36 | 12/27 | @ Colorado     | 1-5    | L 21-11-4 | 77 | 3/30 | @ Boston      | 3-2    | W 49-18-10   |
| 37 | 12/30 | SAN JOSE       | 1-1 OT | T 22-11-4 | 78 | 4/1  | DETROIT       | 0-0    | T 49-18-11   |
| 38 | 1/1   | @ Washington   | 2-1    | T 22-11-5 | 79 | 4/2  | OTTAWA        | 4-1    | W 50-18-11   |
| 39 | 1/3   | @ NY Rangers   | 5-2    | W 23-11-5 | 80 | 4/5  | CALGARY       | 6-5    | W 51-18-11   |
| 40 | 1/4   | LOS ANGELES    | 2-2    | T 23-11-6 | 81 | 4/7  | CHICAGO       | 3-4 OT | L 51-18-11-1 |
| 41 | 1/6   | MONTREAL       | 4-3    | W 24-11-6 | 82 | 4/9  | @ Chicago     | 1-3    | L 51-19-11-1 |

| PLAYER          | GP          | G  | A  | TP | +  | -   | PIM | PPG | SHG | GWG | GTG | S    | PCTG            | PLAYER   | GP    | G    | A       | TP | +   | -   | PIM   | PPG  | SHG | GWG  | GTG  | S   | PCTG |
|-----------------|-------------|----|----|----|----|-----|-----|-----|-----|-----|-----|------|-----------------|----------|-------|------|---------|----|-----|-----|-------|------|-----|------|------|-----|------|
| Pavol Demitra   | 71          | 28 | 47 | 75 | 34 | 8   | 8   | 0   | 4   | 0   | 241 | 11.6 | Marc Bergevin   | 81       | 1     | 8    | 9       | 27 | 75  | 0   | 0     | 0    | 0   | 54   | 1.9  |     |      |
| Pierre Turgeon  | 52          | 26 | 40 | 66 | 30 | 8   | 8   | 0   | 3   | 0   | 139 | 18.7 | Ricard Persson  | 41       | 0     | 8    | 8       | -2 | 38  | 0   | 0     | 0    | 0   | 30   | .0   |     |      |
| Chris Pronger   | 79          | 14 | 48 | 62 | 52 | 92  | 8   | 0   | 3   | 2   | 192 | 7.3  | Ladislav Nagy   | 11       | 2     | 4    | 6       | 2  | 2   | 1   | 0     | 0    | 0   | 15   | 13.3 |     |      |
| Michael Handzus | 81          | 25 | 28 | 53 | 19 | 44  | 4   | 3   | 4   | 5   | 166 | 15.1 | Geoff Courtnall | 6        | 2     | 2    | 4       | 3  | 6   | 0   | 1     | 0    | 1   | 15   | 13.3 |     |      |
| Scott Young     | 75          | 24 | 15 | 39 | 12 | 18  | 6   | 1   | 7   | 1   | 244 | 9.8  | Bob Bassen      | 27       | 1     | 3    | 4       | -3 | 26  | 0   | 0     | 0    | 0   | 26   | 3.8  |     |      |
| Lubos Bartekco  | 67          | 16 | 23 | 39 | 24 | 51  | 3   | 0   | 3   | 0   | 75  | 21.3 | Chris McAlpine  | (STL) 21 | 1     | 1    | 2       | 1  | 14  | 0   | 0     | 0    | 0   | 1    | 25   | 4.0 |      |
| Al MacInnis     | 61          | 11 | 28 | 39 | 20 | 34  | 6   | 0   | 7   | 0   | 245 | 4.5  | (TB) 10         | 1        | 1     | 2    | -5      | 2  | 0   | 0   | 0     | 0    | 0   | 5    | 20.0 |     |      |
| Stephane Richer | (TB) 20     | 7  | 5  | 12 | 2  | 4   | 1   | 0   | 0   | 0   | 47  | 14.9 | (ATL) 3         | 0        | 0     | 0    | -4      | 2  | 0   | 0   | 0     | 0    | 4   | .0   |      |     |      |
|                 | (STL) 36    | 8  | 17 | 25 | 7  | 14  | 4   | 0   | 1   | 0   | 63  | 12.7 | (TOTALS) 34     | 2        | 2     | 4    | -8      | 26 | 0   | 0   | 0     | 0    | 1   | 34   | 5.9  |     |      |
|                 | (TOTALS) 56 | 15 | 22 | 37 | 9  | 18  | 5   | 0   | 1   | 0   | 110 | 13.6 |                 | 7        | 1     | 1    | 2       | -2 | 6   | 0   | 0     | 0    | 5   | 20.0 |      |     |      |
| Mike Eastwood   | 79          | 19 | 15 | 34 | 5  | 32  | 1   | 3   | 3   | 1   | 83  | 22.9 | Pascal Rheume   | 15       | 1     | 1    | 2       | -3 | 10  | 1   | 0     | 1    | 0   | 19   | 5.3  |     |      |
| Jochen Hecht    | 63          | 13 | 21 | 34 | 20 | 28  | 5   | 0   | 1   | 0   | 140 | 9.3  | Bryan Helmer    | 25       | 0     | 1    | 1       | -5 | 118 | 0   | 0     | 0    | 0   | 0    | 14   | .0  |      |
| Craig Conroy    | 79          | 12 | 15 | 27 | 5  | 36  | 1   | 2   | 3   | 0   | 98  | 12.2 | Kelly Chase     | 67       | 0     | 1    | 1       | 0  | 4   | 0   | 0     | 0    | 0   | 0    | 0    | .0  |      |
| Todd Reirden    | 56          | 4  | 21 | 25 | 18 | 32  | 0   | 0   | 1   | 0   | 77  | 5.2  | Roman Turek     | 1        | 0     | 0    | 0       | 0  | 0   | 0   | 0     | 0    | 0   | 0    | 0    | .0  |      |
| Marty Reasoner  | 32          | 10 | 14 | 24 | 9  | 20  | 3   | 0   | 0   | 0   | 51  | 19.6 | Derek Bekar     | 2        | 0     | 0    | 0       | 0  | 9   | 0   | 0     | 0    | 0   | 0    | 6    | .0  |      |
| Terry Yake      | (STL) 26    | 4  | 9  | 13 | 2  | 22  | 2   | 0   | 2   | 0   | 26  | 15.4 | Jim Campbell    | 12       | 0     | 0    | 0       | -3 | 24  | 0   | 0     | 0    | 0   | 0    | 8    | .0  |      |
|                 | (WSH) 35    | 6  | 5  | 11 | 2  | 12  | 1   | 0   | 1   | 0   | 29  | 20.7 | Rudy Poeschek   | 19       | 0     | 0    | 0       | 0  | 2   | 0   | 0     | 0    | 0   | 0    | 0    | .0  |      |
|                 | (TOTALS) 61 | 10 | 14 | 24 | 4  | 34  | 3   | 0   | 3   | 0   | 55  | 18.2 | Jamie McLennan  | 19       | 0     | 0    | 0       | 0  | 2   | 0   | 0     | 0    | 0   | 0    | 0    | .0  |      |
| Scott Pellerin  | 80          | 8  | 15 | 23 | 9  | 48  | 0   | 2   | 2   | 0   | 120 | 6.7  |                 |          |       |      |         |    |     |     |       |      |     |      |      |     |      |
| Jamal Mayers    | 79          | 7  | 10 | 17 | 0  | 90  | 0   | 0   | 0   | 0   | 99  | 7.1  | GOALTENDER      | GP       | MIN   | AVG  | W-L-T   | EN | SO  | GA  | SA    | SV%  | G   | A    | PIM  |     |      |
| Tyson Nash      | 66          | 4  | 9  | 13 | 6  | 150 | 0   | 1   | 1   | 0   | 68  | 5.9  | Roman Turek     | 67       | 3,960 | 1.95 | 42-15-9 | 3  | 7   | 129 | 1,470 | .912 | 0   | 1    | 4    |     |      |
| Dave Ellett     | 52          | 2  | 8  | 10 | -4 | 12  | 0   | 0   | 1   | 0   | 41  | 4.9  | Jamie McLennan  | 19       | 1,009 | 1.96 | 9-5-2   | 0  | 2   | 33  | 341   | .903 | 0   | 0    | 2    |     |      |
| Jeff Finley     | 74          | 2  | 8  | 10 | 26 | 38  | 0   | 2   | 0   | 0   | 31  | 6.5  |                 |          |       |      |         |    |     |     |       |      |     |      |      |     |      |
| Derek King      | (TOR) 3     | 0  | 0  | 0  | -2 | 2   | 0   | 0   | 0   | 0   | 4   | .0   |                 |          |       |      |         |    |     |     |       |      |     |      |      |     |      |
|                 | (STL) 19    | 2  | 7  | 9  | 0  | 6   | 1   | 0   | 0   | 0   | 29  | 6.9  |                 |          |       |      |         |    |     |     |       |      |     |      |      |     |      |
|                 | (TOTALS) 22 | 2  | 7  | 9  | -2 | 8   | 1   | 0   | 0   | 0   | 33  | 6.1  |                 |          |       |      |         |    |     |     |       |      |     |      |      |     |      |

# Team & Individual Results, Records & Stats

1998-1999 (37-32-13, 87 pts, 2nd Central Division)

| #  | DATE  | VERSUS         | SCORE | RECORD    | #  | DATE | VERSUS        | SCORE | RECORD       |
|----|-------|----------------|-------|-----------|----|------|---------------|-------|--------------|
| 1  | 10/10 | @ Boston       | 3-3   | T 0-0-1   | 42 | 1/21 | TORONTO       | 2-4   | L 16-17-9    |
| 2  | 10/12 | @ NY Rangers   | 4-2   | W 1-0-1   | 43 | 1/26 | @ San Jose    | 3-0   | W 17-17-9    |
| 3  | 10/16 | @ Detroit      | 1-4   | L 1-1-1   | 44 | 1/28 | @ Vancouver   | 4-2   | W 18-17-9    |
| 4  | 10/17 | NY ISLANDERS   | 0-1   | L 1-2-1   | 45 | 1/30 | @ Calgary     | 3-4   | L OT 18-18-9 |
| 5  | 10/22 | @ Ottawa       | 5-3   | W 2-2-1   | 46 | 2/1  | @ Edmonton    | 4-3   | W OT 19-18-9 |
| 6  | 10/24 | CALGARY        | 4-3   | W 3-2-1   | 47 | 2/4  | NEW JERSEY    | 0-2   | L 19-19-9    |
| 7  | 10/27 | @ Philadelphia | 1-2   | L 3-3-1   | 48 | 2/6  | ANAHEIM       | 3-4   | L 19-20-9    |
| 8  | 10/29 | DETROIT        | 3-1   | W 4-3-1   | 49 | 2/8  | @ Florida     | 5-4   | W 20-20-9    |
| 9  | 10/31 | ANAHEIM        | 2-2   | T 4-3-2   | 50 | 2/10 | @ Tampa Bay   | 5-4   | W 21-20-9    |
| 10 | 11/4  | @ Anaheim      | 3-1   | W 5-3-2   | 51 | 2/11 | SAN JOSE      | 1-5   | L 21-21-9    |
| 11 | 11/5  | @ Los Angeles  | 2-2   | T 5-3-3   | 52 | 2/13 | EDMONTON      | 2-3   | L 21-22-9    |
| 12 | 11/7  | @ San Jose     | 2-2   | T 5-3-4   | 53 | 2/15 | VANCOUVER     | 8-1   | W 22-22-9    |
| 13 | 11/10 | CHICAGO        | 5-2   | W 6-3-4   | 54 | 2/18 | FLORIDA       | 0-0   | T 22-22-10   |
| 14 | 11/11 | @ Detroit      | 2-6   | L 6-4-4   | 55 | 2/20 | NASHVILLE     | 3-4   | L 22-23-10   |
| 15 | 11/14 | NASHVILLE      | 5-1   | W 7-4-4   | 56 | 2/22 | LOS ANGELES   | 5-1   | W 23-23-10   |
| 16 | 11/19 | @ Nashville    | 2-3   | L 7-5-4   | 57 | 2/24 | CHICAGO       | 1-3   | L 23-24-10   |
| 17 | 11/21 | DALLAS         | 3-3   | T 7-5-5   | 58 | 2/26 | @ Calgary     | 4-2   | W 24-24-10   |
| 18 | 11/24 | NASHVILLE      | 4-0   | W 8-5-5   | 59 | 2/28 | @ Chicago     | 3-1   | W 25-24-10   |
| 19 | 11/27 | SAN JOSE       | 2-4   | L 8-6-5   | 60 | 3/2  | @ Nashville   | 5-1   | W 26-24-10   |
| 20 | 11/28 | WASHINGTON     | 4-2   | W 9-6-5   | 61 | 3/4  | TORONTO       | 0-4   | L 26-25-10   |
| 21 | 12/4  | @ Colorado     | 0-2   | L 9-7-5   | 62 | 3/7  | @ Dallas      | 3-4   | L 26-26-10   |
| 22 | 12/5  | COLORADO       | 1-3   | L 9-8-5   | 63 | 3/9  | CALGARY       | 4-7   | L 26-27-10   |
| 23 | 12/8  | BUFFALO        | 2-2   | T 9-8-6   | 64 | 3/11 | MONTREAL      | 0-3   | L 26-28-10   |
| 24 | 12/12 | PITTSBURGH     | 3-4   | L 9-9-6   | 65 | 3/13 | EDMONTON      | 6-4   | W 27-28-10   |
| 25 | 12/14 | @ Colorado     | 0-0   | T 9-9-7   | 66 | 3/14 | @ Chicago     | 5-2   | W 28-28-10   |
| 26 | 12/15 | @ Dallas       | 3-7   | L 9-10-7  | 67 | 3/16 | PHILADELPHIA  | 5-2   | W 29-28-10   |
| 27 | 12/17 | PHOENIX        | 3-2   | W 10-10-7 | 68 | 3/18 | PHOENIX       | 2-2   | T 29-28-11   |
| 28 | 12/19 | LOS ANGELES    | 5-2   | W 11-10-7 | 69 | 3/20 | OTTAWA        | 2-3   | L 29-29-11   |
| 29 | 12/22 | @ NY Islanders | 3-3   | T 11-10-8 | 70 | 3/22 | CAROLINA      | 5-2   | W 30-29-11   |
| 30 | 12/23 | @ New Jersey   | 2-4   | L 11-11-8 | 71 | 3/25 | @ Vancouver   | 4-1   | W 31-29-11   |
| 31 | 12/26 | DETROIT        | 4-3   | W 12-11-8 | 72 | 3/26 | @ Edmonton    | 1-2   | L 31-30-11   |
| 32 | 12/28 | @ DETROIT      | 4-4   | T 12-11-9 | 73 | 3/28 | @ Chicago     | 1-3   | L 31-31-11   |
| 33 | 1/1   | @ Nashville    | 6-5   | W 13-11-9 | 74 | 4/1  | TAMPA BAY     | 3-0   | W 32-31-11   |
| 34 | 1/2   | NY RANGERS     | 0-1   | L 13-12-9 | 75 | 4/3  | DALLAS        | 5-2   | W 33-31-11   |
| 35 | 1/4   | VANCOUVER      | 4-0   | W 14-12-9 | 76 | 4/5  | @ Toronto     | 2-2   | T 33-31-12   |
| 36 | 1/7   | CHICAGO        | 4-2   | W 15-12-9 | 77 | 4/7  | @ Washington  | 4-2   | W 34-31-12   |
| 37 | 1/9   | @ Pittsburgh   | 1-2   | L 15-13-9 | 78 | 4/9  | DETROIT       | 1-1   | T 34-31-13   |
| 38 | 1/11  | @ Montreal     | 1-3   | L 15-14-9 | 79 | 4/11 | COLORADO      | 2-4   | L 34-32-13   |
| 39 | 1/13  | @ Buffalo      | 4-2   | W 16-14-9 | 80 | 4/14 | @ Anaheim     | 3-1   | W 35-32-13   |
| 40 | 1/16  | @ Colorado     | 0-2   | L 16-15-9 | 81 | 4/15 | @ Phoenix     | 6-4   | W 36-32-13   |
| 41 | 1/19  | @ Phoenix      | 2-4   | L 16-16-9 | 82 | 4/18 | @ Los Angeles | 3-2   | W 37-32-13   |

| PLAYER           | GP    | G  | A  | TP | +   | PIM | PPG | SHG | GWG | GTG | S    | PCTG     | PLAYER           | GP    | G     | A    | TP      | +   | PIM | PPG | SHG | GWG  | GTG | S   | PCTG |    |
|------------------|-------|----|----|----|-----|-----|-----|-----|-----|-----|------|----------|------------------|-------|-------|------|---------|-----|-----|-----|-----|------|-----|-----|------|----|
| Pavol Demitra    | 82    | 37 | 52 | 89 | 13  | 16  | 14  | 0   | 10  | 1   | 259  | 14.3     | Jeff Finley      | (NYR) | 2     | 0    | 0       | 0   | -1  | 0   | 0   | 0    | 0   | 0   | .0   |    |
| Pierre Turgeon   | 67    | 31 | 34 | 65 | 4   | 36  | 10  | 5   | 2   | 193 | 16.1 | (STL)    | 30               | 1     | 2     | 3    | 12      | 20  | 0   | 0   | 0   | 0    | 16  | 6.3 |      |    |
| Al MacInnis      | 82    | 20 | 42 | 62 | 33  | 70  | 11  | 1   | 2   | 314 | 6.4  | (TOTALS) | 32               | 1     | 2     | 3    | 11      | 20  | 0   | 0   | 0   | 0    | 16  | 6.3 |      |    |
| Scott Young      | 75    | 24 | 28 | 52 | 8   | 27  | 8   | 0   | 4   | 0   | 205  | 11.7     | Chris McAlpine   | 51    | 1     | 2    | 2       | -10 | 50  | 0   | 0   | 0    | 0   | 56  | 1.8  |    |
| Chris Pronger    | 67    | 13 | 33 | 46 | 3   | 113 | 8   | 0   | 0   | 0   | 172  | 7.6      | Marc Bergevine   | 52    | 1     | 1    | 2       | -14 | 99  | 0   | 0   | 0    | 0   | 40  | 2.5  |    |
| Scott Pellern    | 80    | 20 | 21 | 41 | 1   | 42  | 0   | 5   | 4   | 0   | 138  | 14.5     | Rory Fitzpatrick | 1     | 0     | 0    | 0       | -3  | 2   | 0   | 0   | 0    | 0   | 0   | .0   |    |
| Craig Conroy     | 69    | 14 | 25 | 39 | 14  | 38  | 0   | 1   | 1   | 0   | 134  | 10.4     | Tyson Nash       | 2     | 0     | 0    | 0       | -1  | 5   | 0   | 0   | 0    | 0   | 1   | .0   |    |
| Mike Eastwood    | 82    | 9  | 21 | 30 | 6   | 36  | 0   | 0   | 0   | 0   | 76   | 11.8     | Jochen Hecht     | 3     | 0     | 0    | 0       | -2  | 0   | 0   | 0   | 0    | 0   | 4   | .0   |    |
| Terry Yake       | 60    | 9  | 18 | 27 | -34 | 3   | 3   | 0   | 4   | 0   | 59   | 15.3     | Jim Carey        | 4     | 0     | 0    | 0       | 0   | 0   | 0   | 0   | 0    | 0   | 0   | .0   |    |
| Pascal Rheaume   | 60    | 9  | 18 | 27 | 10  | 24  | 2   | 0   | 0   | 0   | 85   | 10.6     | Brent Johnson    | 6     | 0     | 0    | 0       | 0   | 0   | 0   | 0   | 0    | 0   | 0   | .0   |    |
| Jim Campbell     | 55    | 4  | 21 | 25 | -8  | 41  | 1   | 0   | 0   | 0   | 99   | 4.0      | Rich Parent      | 10    | 0     | 0    | 0       | 0   | 2   | 0   | 0   | 0    | 0   | 0   | .0   |    |
| Michel Picard    | 45    | 11 | 11 | 22 | 5   | 16  | 0   | 0   | 2   | 0   | 69   | 15.9     | Rudy Poeschek    | 16    | 0     | 0    | 0       | 33  | 0   | 0   | 0   | 0    | 0   | 8   | .0   |    |
| Blair Atcheynum  | (NSH) | 53 | 8  | 6  | 14  | -10 | 16  | 0   | 1   | 0   | 70   | 11.4     | Brad Shaw        | (WSH) | 4     | 0    | 0       | 0   | 0   | 4   | 0   | 0    | 0   | 0   | 5    | .0 |
| (STL)            | 12    | 2  | 2  | 4  | 2   | 2   | 0   | 0   | 1   | 0   | 23   | 8.7      | (STL)            | 12    | 0     | 0    | 0       | 0   | 4   | 0   | 0   | 0    | 0   | 10  | .0   |    |
| (TOTALS)         | 65    | 10 | 8  | 18 | -8  | 18  | 2   | 0   | 2   | 0   | 93   | 10.8     | (TOTALS)         | 16    | 0     | 0    | 0       | 0   | 8   | 0   | 0   | 0    | 0   | 15  | .0   |    |
| Lubos Bartecko   | 32    | 5  | 11 | 16 | 4   | 6   | 0   | 0   | 1   | 0   | 37   | 13.5     | Jamie McLennan   | 33    | 0     | 0    | 0       | 0   | 0   | 0   | 0   | 0    | 0   | 0   | .0   |    |
| Michal Handzus   | 66    | 4  | 12 | 16 | -9  | 30  | 0   | 0   | 0   | 0   | 78   | 5.1      | Grant Fuhr       | 39    | 0     | 0    | 0       | 0   | 12  | 0   | 0   | 0    | 0   | 0   | .0   |    |
| Ricard Persson   | 54    | 1  | 12 | 13 | 4   | 94  | 0   | 0   | 0   | 0   | 52   | 1.9      | GOALTENDER       | GP    | MINS  | AVG  | W-L-T   | EN  | SO  | GA  | SA  | SV%  | G   | A   | PIM  |    |
| Geoff Courtinall | 24    | 5  | 7  | 12 | 2   | 28  | 1   | 0   | 2   | 0   | 60   | 8.3      | Brent Johnson    | 6     | 286   | 2.10 | 3-2-0   | 0   | 0   | 10  | 127 | .921 | 0   | 0   | 0    |    |
| Marty Reasoner   | 22    | 3  | 7  | 10 | 2   | 8   | 1   | 0   | 0   | 0   | 33   | 9.1      | Jamie McLennan   | 33    | 1,763 | 2.38 | 13-14-4 | 3   | 3   | 70  | 640 | .891 | 0   | 0   | 0    |    |
| Kelly Chase      | 45    | 3  | 7  | 10 | 2   | 143 | 0   | 0   | 1   | 0   | 25   | 12.0     | Grant Fuhr       | 39    | 2,193 | 2.44 | 16-11-8 | 1   | 2   | 89  | 827 | .892 | 0   | 0   | 12   |    |
| Jamial Mayers    | 34    | 4  | 5  | 9  | -3  | 40  | 0   | 0   | 0   | 0   | 48   | 8.4      | Rich Parent      | 10    | 519   | 2.54 | 4-3-1   | 1   | 1   | 22  | 193 | .886 | 0   | 0   | 2    |    |
| Tony Twist       | 63    | 2  | 6  | 8  | 0   | 149 | 0   | 0   | 0   | 0   | 23   | 8.7      | Jim Carey        | 4     | 202   | 3.86 | 1-2-0   | 0   | 0   | 13  | 76  | .829 | 0   | 0   | 0    |    |
| Jamie Rivers     | 76    | 2  | 5  | 7  | -3  | 47  | 1   | 0   | 0   | 0   | 78   | 2.6      |                  |       |       |      |         |     |     |     |     |      |     |     |      |    |
| Todd Gill        | 28    | 2  | 3  | 5  | -6  | 16  | 1   | 0   | 0   | 1   | 36   | 5.6      |                  |       |       |      |         |     |     |     |     |      |     |     |      |    |
| Bryan Helmer     | (PHX) | 11 | 0  | 0  | 0   | 2   | 23  | 0   | 0   | 0   | 11   | .0       |                  |       |       |      |         |     |     |     |     |      |     |     |      |    |
| (STL)            | 29    | 0  | 4  | 4  | 3   | 19  | 0   | 0   | 0   | 0   | 38   | .0       |                  |       |       |      |         |     |     |     |     |      |     |     |      |    |
| (TOTALS)         | 40    | 0  | 4  | 4  | 5   | 42  | 0   | 0   | 0   | 0   | 49   | .0       |                  |       |       |      |         |     |     |     |     |      |     |     |      |    |



## 1997-1998 (45-29-8, 98 pts, 3rd Central Division)

| #  | DATE  | VERSUS         | SCORE  | RECORD    | #  | DATE  | VERSUS        | SCORE  | RECORD    |
|----|-------|----------------|--------|-----------|----|-------|---------------|--------|-----------|
| 1  | 10/1  | BUFFALO        | 1-3    | L 0-1-0   | 42 | 12/29 | @ Washington  | 2-4    | L 22-14-6 |
| 2  | 10/3  | PHOENIX        | 2-1    | W 1-1-0   | 43 | 12/31 | @ Detroit     | 2-5    | L 22-15-6 |
| 3  | 10/4  | @ Dallas       | 2-1    | W 2-1-0   | 44 | 1/3   | CALGARY       | 4-3    | W 23-15-6 |
| 4  | 10/9  | LOS ANGELES    | 3-2 OT | W 3-1-0   | 45 | 1/6   | @ San Jose    | 5-1    | W 24-15-6 |
| 5  | 10/11 | FLORIDA        | 5-3    | W 4-1-0   | 46 | 1/7   | @ Vancouver   | 3-2    | W 25-15-6 |
| 6  | 10/13 | CAROLINA       | 3-1    | W 5-1-0   | 47 | 1/10  | @ Calgary     | 5-1    | W 26-15-6 |
| 7  | 10/17 | @ Chicago      | 2-0    | W 6-1-0   | 48 | 1/12  | @ Edmonton    | 1-2    | L 26-16-6 |
| 8  | 10/18 | NY RANGERS     | 5-3    | W 7-1-0   | 49 | 1/14  | DALLAS        | 1-2 OT | L 26-17-6 |
| 9  | 10/20 | @ Detroit      | 3-3    | T 7-1-1   | 50 | 1/20  | @ NY Rangers  | 1-3    | L 26-18-6 |
| 10 | 10/22 | @ Carolina     | 3-4    | L 7-2-1   | 51 | 1/22  | NY ISLANDERS  | 3-3    | T 26-18-7 |
| 11 | 10/23 | VANCOUVER      | 4-1    | W 8-2-1   | 52 | 1/24  | @ Chicago     | 4-5    | L 26-19-7 |
| 12 | 10/25 | WASHINGTON     | 5-2    | W 9-2-1   | 53 | 1/26  | @ Pittsburgh  | 2-4    | L 26-20-7 |
| 13 | 10/29 | @ Philadelphia | 3-2    | W 10-2-1  | 54 | 1/27  | @ Buffalo     | 3-3    | T 26-20-8 |
| 14 | 10/30 | COLORADO       | 2-2    | T 10-2-2  | 55 | 1/29  | TORONTO       | 2-0    | W 27-20-8 |
| 15 | 11/1  | SAN JOSE       | 2-0    | W 11-2-2  | 56 | 1/31  | DALLAS        | 6-3    | W 28-20-8 |
| 16 | 11/3  | PHILADELPHIA   | 1-5    | L 11-3-2  | 57 | 2/4   | @ Toronto     | 2-3    | L 28-21-8 |
| 17 | 11/6  | @ Chicago      | 1-2    | L 11-4-2  | 58 | 2/5   | @ Boston      | 3-1    | W 29-21-8 |
| 18 | 11/8  | @ Colorado     | 1-4    | L 11-5-2  | 59 | 2/7   | DETROIT       | 4-1    | W 30-21-8 |
| 19 | 11/10 | @ Dallas       | 7-1    | W 12-5-2  | 60 | 2/26  | @ San Jose    | 1-3    | L 30-22-8 |
| 20 | 11/13 | BOSTON         | 4-2    | W 13-5-2  | 61 | 2/28  | @ Los Angeles | 5-2    | W 31-22-8 |
| 21 | 11/15 | DETROIT        | 5-2    | W 14-5-2  | 62 | 3/1   | @ Anaheim     | 6-2    | W 32-22-8 |
| 22 | 11/17 | @ Toronto      | 3-2    | W 15-5-2  | 63 | 3/3   | CHICAGO       | 5-3    | W 33-22-8 |
| 23 | 11/20 | EDMONTON       | 0-3    | L 15-6-2  | 64 | 3/5   | MONTREAL      | 4-0    | W 34-22-8 |
| 24 | 11/22 | ANAHEIM        | 0-2    | L 15-7-2  | 65 | 3/7   | DALLAS        | 2-1    | W 35-22-8 |
| 25 | 11/25 | @ Phoenix      | 2-3    | L 15-8-2  | 66 | 3/9   | @ Vancouver   | 4-0    | W 36-22-8 |
| 26 | 11/27 | LOS ANGELES    | 2-2    | T 15-8-3  | 67 | 3/11  | @ Colorado    | 2-3    | L 36-23-8 |
| 27 | 11/29 | @ NY Islanders | 2-4    | L 15-9-3  | 68 | 3/14  | PHOENIX       | 0-2    | L 36-24-8 |
| 28 | 12/2  | @ New Jersey   | 3-1    | W 16-9-3  | 69 | 3/21  | @ Edmonton    | 0-2    | L 36-25-8 |
| 29 | 12/4  | TORONTO        | 4-3    | W 17-9-3  | 70 | 3/22  | @ Calgary     | 3-5    | L 36-26-8 |
| 30 | 12/6  | CALGARY        | 4-3 OT | W 18-9-3  | 71 | 3/26  | TAMPA BAY     | 3-2    | W 37-26-8 |
| 31 | 12/8  | VANCOUVER      | 5-1    | W 19-9-3  | 72 | 3/28  | DETROIT       | 3-2    | W 38-26-8 |
| 32 | 12/10 | @ Montreal     | 3-4 OT | L 19-10-3 | 73 | 3/30  | SAN JOSE      | 6-2    | W 39-26-8 |
| 33 | 12/11 | @ Ottawa       | 2-1    | W 20-10-3 | 74 | 4/1   | @ Toronto     | 6-4    | W 40-26-8 |
| 34 | 12/13 | EDMONTON       | 1-4    | L 20-11-3 | 75 | 4/4   | COLORADO      | 4-1    | W 41-26-8 |
| 35 | 12/15 | OTTAWA         | 1-3    | L 20-12-3 | 76 | 4/7   | @ Detroit     | 3-5    | L 41-27-8 |
| 36 | 12/18 | NEW JERSEY     | 4-4    | T 20-12-4 | 77 | 4/9   | CHICAGO       | 3-2    | W 42-27-8 |
| 37 | 12/20 | PITTSBURGH     | 4-1    | W 21-12-4 | 78 | 4/11  | PHOENIX       | 3-4    | L 42-28-8 |
| 38 | 12/22 | @ Tampa Bay    | 2-2    | T 21-12-5 | 79 | 4/12  | @ Dallas      | 3-4    | L 42-28-8 |
| 39 | 12/23 | @ Florida      | 3-2    | W 22-12-5 | 80 | 4/16  | @ Los Angeles | 7-3    | W 43-29-8 |
| 40 | 12/26 | CHICAGO        | 1-4    | L 22-13-5 | 81 | 4/18  | @ Phoenix     | 5-4    | W 44-29-8 |
| 41 | 12/27 | ANAHEIM        | 5-5    | T 22-13-6 | 82 | 4/19  | @ Anaheim     | 5-3    | W 45-29-8 |

| PLAYER          | GP       | G  | A  | TP | +  | -   | PIM | PPG | SHG | GWG | G/S | PCTG | PLAYER             | GP | G     | A    | TP      | +  | -   | PIM | PPG   | SHG   | GWG | G/S  | PCTG |
|-----------------|----------|----|----|----|----|-----|-----|-----|-----|-----|-----|------|--------------------|----|-------|------|---------|----|-----|-----|-------|-------|-----|------|------|
| Brett Hull      | 66       | 27 | 45 | 72 | -1 | 26  | 10  | 0   | 6   | 0   | 211 | 12.8 | Chris McAlpine     | 54 | 3     | 7    | 10      | 14 | 36  | 0   | 0     | 0     | 35  | 8.6  |      |
| Pierre Turgeon  | 60       | 22 | 46 | 68 | 13 | 24  | 6   | 0   | 4   | 0   | 140 | 15.7 | Marc Bergevin      | 81 | 3     | 7    | 10      | -2 | 90  | 0   | 0     | 0     | 40  | 7.5  |      |
| Geoff Courtnall | 79       | 31 | 31 | 62 | 12 | 94  | 6   | 0   | 5   | 0   | 189 | 16.4 | Hany York          | 58 | 4     | 6    | 10      | 0  | 31  | 0   | 0     | 0     | 42  | 9.5  |      |
| Steve Duchesne  | 80       | 14 | 42 | 56 | 9  | 32  | 5   | 1   | 1   | 0   | 153 | 9.2  | Michel Picard      | 16 | 1     | 8    | 9       | 3  | 29  | 0   | 0     | 0     | 19  | 5.3  |      |
| Pavol Demitra   | 61       | 22 | 30 | 52 | 11 | 22  | 4   | 4   | 6   | 1   | 147 | 15.0 | Rudy Poeschek      | 50 | 1     | 7    | 8       | -5 | 64  | 0   | 0     | 0     | 29  | 3.4  |      |
| Al MacInnis     | 71       | 19 | 30 | 49 | 6  | 80  | 9   | 1   | 2   | 0   | 227 | 8.4  | Kelly Chase        | 67 | 4     | 3    | 7       | 10 | 231 | 0   | 1     | 0     | 29  | 13.8 |      |
| Craig Conroy    | 81       | 14 | 29 | 43 | 20 | 46  | 0   | 3   | 1   | 0   | 118 | 11.9 | Jamie Rivers       | 59 | 2     | 4    | 6       | 5  | 36  | 1   | 0     | 1     | 53  | 3.8  |      |
| Jim Campbell    | 76       | 22 | 19 | 41 | 0  | 55  | 7   | 0   | 6   | 1   | 147 | 15.0 | Tony Twist         | 60 | 1     | 2    | 4       | -4 | 105 | 0   | 0     | 0     | 17  | 5.9  |      |
| Chris Pronger   | 81       | 9  | 27 | 36 | 47 | 180 | 1   | 0   | 2   | 0   | 145 | 6.2  | Christopher Kenady | 5  | 0     | 2    | 2       | 1  | 0   | 0   | 0     | 0     | 3   | .0   |      |
| Todd Gill       | (S.J.)   | 64 | 8  | 13 | 21 | -13 | 31  | 4   | 0   | 1   | 100 | 8.0  | Grant Fuhr         | 58 | 0     | 2    | 2       | 0  | 6   | 0   | 0     | 0     | 2   | .0   |      |
|                 | (STL)    | 11 | 5  | 4  | 9  | 2   | 10  | 3   | 0   | 1   | 22  | 22.7 | Libor Zabransky    | 6  | 0     | 1    | 1       | -3 | 6   | 0   | 0     | 0     | 2   | .0   |      |
|                 | (TOTALS) | 75 | 13 | 17 | 30 | -11 | 41  | 7   | 0   | 2   | 122 | 10.7 | Ricard Persson     | 1  | 0     | 0    | 0       | 0  | 0   | 0   | 0     | 0     | 0   | .0   |      |
| Scott Pellerin  | 80       | 8  | 21 | 29 | 14 | 62  | 1   | 1   | 0   | 0   | 96  | 8.3  | Rich Parent        | 1  | 0     | 0    | 0       | 0  | 0   | 0   | 0     | 0     | 0   | .0   |      |
| Blair Atcheynum | 61       | 11 | 15 | 26 | 5  | 10  | 0   | 1   | 3   | 0   | 103 | 10.7 | Jamie McLennan     | 30 | 0     | 0    | 0       | 0  | 4   | 0   | 0     | 0     | 0   | .0   |      |
| Terry Yake      | 65       | 10 | 15 | 25 | 1  | 38  | 3   | 1   | 4   | 0   | 60  | 16.7 |                    |    |       |      |         |    |     |     |       |       |     |      |      |
| Darren Rucotte  | 62       | 12 | 6  | 18 | 6  | 26  | 3   | 0   | 1   | 0   | 75  | 16.0 |                    |    |       |      |         |    |     |     |       |       |     |      |      |
| Pascal Rheaume  | 48       | 6  | 9  | 15 | 4  | 35  | 1   | 0   | 0   | 0   | 45  | 13.3 |                    |    |       |      |         |    |     |     |       |       |     |      |      |
| Joe Murphy      | 27       | 4  | 9  | 13 | 8  | 22  | 2   | 0   | 0   | 0   | 52  | 7.7  | GOALTENDER         | GP | MIN   | AVG  | W-L-T   | EN | SO  | GA  | SA    | SV%   | G   | A    | PIM  |
| Mike Eastwood   | (NJR)    | 48 | 5  | 10 | -2 | 16  | 0   | 0   | 0   | 0   | 34  | 14.7 | Rich Parent        | 1  | 12    | .00  | 0-0-0   | 0  | 0   | 0   | 1     | 1.000 | 0   | 0    | 0    |
|                 | (STL)    | 10 | 1  | 0  | 1  | 0   | 6   | 0   | 0   | 1   | 4   | 25.0 | Jamie McLennan     | 30 | 1,658 | 2.17 | 16-8-2  | 1  | 2   | 60  | 618   | .903  | 0   | 0    | 4    |
|                 | (TOTALS) | 58 | 6  | 5  | 11 | -2  | 22  | 0   | 0   | 1   | 38  | 15.8 | Grant Fuhr         | 58 | 3,274 | 2.53 | 29-21-6 | 5  | 3   | 138 | 1,354 | .898  | 0   | 2    | 6    |

# Team & Individual Results, Records & Stats

1996-1997 (36-35-11, 83 pts, 4th Central Division)

| #  | DATE  | VERSUS         | SCORE | RECORD  | #  | DATE | VERSUS         | SCORE | RECORD   |
|----|-------|----------------|-------|---------|----|------|----------------|-------|----------|
| 1  | 10/4  | COLORADO       | 4-2 W | 1-0-0   | 42 | 1/5  | @ New Jersey   | 5-3 W | 18-20-4  |
| 2  | 10/6  | CHICAGO        | 1-4 L | 1-1-0   | 43 | 1/7  | EDMONTON       | 2-5 L | 18-21-4  |
| 3  | 10/9  | @ Calgary      | 3-1 W | 2-1-0   | 44 | 1/9  | @ San Jose     | 4-3 W | 19-21-4  |
| 4  | 10/11 | @ Edmonton     | 3-1 W | 3-1-0   | 45 | 1/11 | @ Los Angeles  | 1-2 L | 19-22-4  |
| 5  | 10/12 | @ Vancouver    | 3-5 L | 3-2-0   | 46 | 1/15 | @ Phoenix      | 4-1 W | 20-22-4  |
| 6  | 10/14 | @ Chicago      | 4-6 L | 3-3-0   | 47 | 1/20 | @ NY Islanders | 6-4 W | 21-22-4  |
| 7  | 10/17 | TORONTO        | 6-1 W | 4-3-0   | 48 | 1/23 | VANCOUVER      | 4-3 W | 22-22-4  |
| 8  | 10/18 | @ NY Rangers   | 1-2 L | 4-4-0   | 49 | 1/25 | @ Montreal     | 8-1 W | 23-22-4  |
| 9  | 10/20 | SAN JOSE       | 2-3 L | 4-5-0   | 50 | 1/27 | ANAHEIM        | 1-4 L | 23-23-4  |
| 10 | 10/22 | @ Phoenix      | 2-1 W | 5-5-0   | 51 | 1/29 | @ Toronto      | 4-0 W | 24-23-4  |
| 11 | 10/26 | WASHINGTON     | 4-6 L | 5-6-0   | 52 | 1/30 | @ Ottawa       | 5-2 W | 25-23-4  |
| 12 | 10/30 | @ Colorado     | 3-6 L | 5-7-0   | 53 | 2/1  | DETROIT        | 1-4 L | 25-24-4  |
| 13 | 11/1  | BUFFALO        | 2-4 L | 5-8-0   | 54 | 2/4  | @ Detroit      | 1-1 T | 25-24-5  |
| 14 | 11/3  | DALLAS         | 6-3 W | 6-8-0   | 55 | 2/6  | DALLAS         | 6-4 W | 26-24-5  |
| 15 | 11/5  | @ Toronto      | 3-6 L | 6-9-0   | 56 | 2/8  | @ Boston       | 3-3 T | 26-24-6  |
| 16 | 11/8  | @ Vancouver    | 4-2 W | 7-9-0   | 57 | 2/10 | PHOENIX        | 2-4 L | 26-25-6  |
| 17 | 11/9  | @ Calgary      | 3-2 W | 8-9-0   | 58 | 2/13 | NY RANGERS     | 4-1 W | 27-25-6  |
| 18 | 11/14 | TAMPA BAY      | 5-3 W | 9-9-0   | 59 | 2/15 | COLORADO       | 2-5 L | 27-26-6  |
| 19 | 11/16 | CALGARY        | 2-0 W | 10-9-0  | 60 | 2/17 | CHICAGO        | 4-2 W | 28-26-6  |
| 20 | 11/17 | ANAHEIM        | 4-2 W | 11-9-0  | 61 | 2/20 | OTTAWA         | 1-1 T | 28-26-7  |
| 21 | 11/19 | @ Pittsburgh   | 2-4 L | 11-10-0 | 62 | 2/22 | DETROIT        | 2-2 T | 28-26-8  |
| 22 | 11/21 | PHOENIX        | 4-3 W | 12-10-0 | 63 | 2/23 | CALGARY        | 3-5 L | 28-27-8  |
| 23 | 11/23 | FLORIDA        | 1-3 L | 12-11-0 | 64 | 2/25 | @ Tampa Bay    | 2-3 L | 28-28-8  |
| 24 | 11/27 | @ Anaheim      | 3-2 W | 13-11-0 | 65 | 2/27 | @ Florida      | 2-3 L | 28-29-8  |
| 25 | 12/1  | SAN JOSE       | 3-4 L | 13-12-0 | 66 | 3/5  | @ Dallas       | 2-3 L | 28-30-8  |
| 26 | 12/3  | @ Toronto      | 0-2 L | 13-13-0 | 67 | 3/9  | EDMONTON       | 1-4 L | 28-31-8  |
| 27 | 12/5  | PHOENIX        | 0-3 L | 13-14-0 | 68 | 3/11 | @ San Jose     | 4-3 W | 29-31-8  |
| 28 | 12/6  | @ Colorado     | 4-3 W | 14-14-0 | 69 | 3/13 | @ Los Angeles  | 4-2 W | 30-31-8  |
| 29 | 12/8  | @ Edmonton     | 3-2 W | 15-14-0 | 70 | 3/14 | @ Anaheim      | 4-4 T | 30-31-9  |
| 30 | 12/11 | @ Dallas       | 5-5 T | 15-14-1 | 71 | 3/17 | @ Phoenix      | 2-3 L | 30-32-9  |
| 31 | 12/13 | CHICAGO        | 1-4 L | 15-15-1 | 72 | 3/20 | HARTFORD       | 4-1 W | 31-32-9  |
| 32 | 12/15 | VANCOUVER      | 0-8 L | 15-16-1 | 73 | 3/23 | DALLAS         | 1-4 L | 31-33-9  |
| 33 | 12/17 | @ Hartford     | 3-5 L | 15-17-1 | 74 | 3/25 | @ Washington   | 2-3 L | 31-34-9  |
| 34 | 12/19 | PITTSBURGH     | 0-4 L | 15-18-1 | 75 | 3/27 | LOS ANGELES    | 2-1 W | 32-34-9  |
| 35 | 12/21 | @ Philadelphia | 0-4 L | 15-19-1 | 76 | 3/30 | PHILADELPHIA   | 3-2 W | 33-34-9  |
| 36 | 12/22 | LOS ANGELES    | 7-4 W | 16-19-1 | 77 | 4/1  | @ Detroit      | 1-1 T | 33-34-10 |
| 37 | 12/26 | @ Chicago      | 4-4 T | 16-19-2 | 78 | 4/3  | NY ISLANDERS   | 5-5 T | 33-34-11 |
| 38 | 12/27 | TORONTO        | 2-3 L | 16-20-2 | 79 | 4/6  | NEW JERSEY     | 0-2 L | 33-35-11 |
| 39 | 12/29 | BOSTON         | 4-2 W | 17-20-2 | 80 | 4/9  | @ Chicago      | 1-0 W | 34-35-11 |
| 40 | 1/2   | MONTREAL       | 2-2 T | 17-20-3 | 81 | 4/10 | TORONTO        | 5-1 W | 35-35-11 |
| 41 | 1/3   | @ Buffalo      | 2-2 T | 17-20-4 | 82 | 4/13 | @ Detroit      | 3-1 W | 36-35-11 |

| PLAYER            | GP       | G  | A  | TP | +  | -   | PIM | PPG | SHG | GWG | G/S | PTS | PLAYER | GP                   | G     | A  | TP | + | -  | PIM | PPG | SHG | GWG | G/S | PTS |      |      |
|-------------------|----------|----|----|----|----|-----|-----|-----|-----|-----|-----|-----|--------|----------------------|-------|----|----|---|----|-----|-----|-----|-----|-----|-----|------|------|
| Pierre Turgeon    | (MTL)    | 9  | 1  | 10 | 11 | 4   | 2   | 0   | 0   | 0   | 0   | 22  | 4.5    | Sergio Momesso       | (NYR) | 9  | 0  | 0 | 0  | -2  | 11  | 0   | 0   | 0   | 11  | 0.0  |      |
| Geoff Courtnall   | (STL)    | 69 | 25 | 49 | 74 | 4   | 12  | 5   | 0   | 7   | 1   | 194 | 12.9   | (STL)                | 31    | 1  | 3  | 4 | -4 | 37  | 0   | 0   | 0   | 32  | 3.1 |      |      |
| Brett Hull        | (TOTALS) | 78 | 26 | 59 | 85 | 8   | 14  | 5   | 0   | 7   | 1   | 216 | 12.0   | (TOTALS)             | 40    | 1  | 3  | 4 | -6 | 48  | 0   | 0   | 0   | 43  | 2.3 |      |      |
| Joe Murphy        |          | 77 | 42 | 40 | 82 | -9  | 10  | 12  | 2   | 6   | 2   | 302 | 13.9   | Marc Bergevin        |       | 82 | 0  | 4 | 4  | -9  | 53  | 0   | 0   | 0   | 30  | 0    |      |
| Jim Campbell      |          | 75 | 20 | 25 | 45 | -1  | 69  | 4   | 0   | 2   | 0   | 203 | 8.4    | Pavol Demitra        |       | 8  | 3  | 0 | 3  | 0   | 2   | 2   | 0   | 1   | 0   | 15   | 20.0 |
| Al MacInnis       |          | 68 | 23 | 20 | 43 | 3   | 68  | 5   | 0   | 1   | 2   | 151 | 13.2   | Konstantin Shadrinov |       | 5  | 2  | 1 | 3  | 1   | 0   | 0   | 0   | 0   | 8   | 25.0 |      |
| Stéphane Matteau  |          | 72 | 13 | 30 | 43 | 2   | 65  | 6   | 1   | 1   | 0   | 296 | 4.4    | Shayne Corson        |       | 11 | 2  | 1 | 3  | 4   | -24 | 1   | 0   | 0   | 0   | 19   | 10.5 |
| Chris Pronger     |          | 74 | 16 | 20 | 36 | 11  | 5   | 0   | 1   | 2   | 2   | 98  | 16.3   | Steve Leach          |       | 17 | 2  | 1 | 3  | -2  | 24  | 0   | 0   | 0   | 0   | 33   | 6.1  |
| Harry York        |          | 79 | 11 | 24 | 35 | 15  | 143 | 4   | 0   | 0   | 0   | 147 | 7.5    | Rob Pearson          |       | 18 | 1  | 2 | 3  | -5  | 37  | 0   | 0   | 0   | 0   | 14   | 7.1  |
| Igor Kravchuk     |          | 74 | 14 | 18 | 32 | 1   | 24  | 3   | 1   | 3   | 0   | 86  | 16.3   | Tony Twist           |       | 64 | 1  | 2 | 3  | -8  | 121 | 0   | 0   | 0   | 0   | 21   | 4.8  |
| Robert Petrovicky |          | 82 | 4  | 24 | 28 | 7   | 35  | 1   | 0   | 0   | 0   | 142 | 2.8    | Murray Baron         |       | 11 | 0  | 2 | 2  | 4   | -11 | 0   | 0   | 0   | 0   | 7    | 0    |
| Scott Pellierin   |          | 44 | 7  | 12 | 19 | 2   | 10  | 0   | 0   | 0   | 0   | 54  | 13.0   | Trent Yawney         |       | 39 | 0  | 2 | 2  | 2   | 17  | 0   | 0   | 0   | 0   | 8    | 0    |
| Craig Conroy      |          | 54 | 8  | 10 | 18 | 12  | 35  | 0   | 2   | 2   | 0   | 76  | 10.5   | Grant Fuhr           |       | 73 | 0  | 2 | 2  | 0   | 6   | 0   | 0   | 0   | 0   | 0    | 0    |
| Peter Zezel       |          | 61 | 6  | 11 | 17 | 0   | 43  | 0   | 0   | 1   | 0   | 74  | 8.1    | Yuri Khymlyev        |       | 2  | 1  | 0 | 1  | -1  | 2   | 0   | 0   | 0   | 0   | 3    | 33.3 |
| Ricard Persson    | (NJL)    | 35 | 4  | 9  | 13 | 6   | 12  | 0   | 0   | 0   | 1   | 49  | 8.2    | Gary Leeman          |       | 2  | 0  | 1 | 1  | 0   | 0   | 0   | 0   | 0   | 0   | 3    | 0    |
|                   | (STL)    | 53 | 4  | 8  | 12 | -2  | 45  | 1   | 0   | 0   | 0   | 68  | 5.0    | Christer Olsson      |       | 5  | 0  | 1 | 1  | 1   | 0   | 0   | 0   | 0   | 0   | 2    | 0    |
|                   | (TOTALS) | 54 | 4  | 8  | 12 | -2  | 45  | 1   | 0   | 0   | 0   | 70  | 5.7    | Jamal Mayers         |       | 6  | 0  | 1 | 1  | -3  | 2   | 0   | 0   | 0   | 0   | 7    | 0    |
| Brian Noonan      | (STL)    | 13 | 2  | 5  | 7  | 2   | 0   | 0   | 0   | 0   | 0   | 13  | 15.4   | Rory Fitzpatrick     | (MTL) | 6  | 0  | 1 | 1  | -2  | 6   | 0   | 0   | 0   | 0   | 5    | 0.0  |
| Jamie Rivers      | (TOTALS) | 15 | 2  | 5  | 7  | -4  | 3   | 0   | 0   | 0   | 0   | 9   | 22.2   | (STL)                | 2     | 0  | 0  | 0 | -2 | 2   | 0   | 0   | 0   | 1   | 1   | 0    |      |
| Craig MacLavish   | (NJL)    | 50 | 2  | 5  | 7  | -12 | 33  | 0   | 0   | 0   | 0   | 26  | 7.7    | (TOTALS)             | 8     | 0  | 1  | 1 | -4 | 8   | 0   | 0   | 0   | 0   | 6   | 0.0  |      |
| Mike Peluso       | (STL)    | 20 | 0  | 2  | 2  | 0   | 68  | 0   | 0   | 0   | 0   | 14  | 0.0    | Alexander Vasilevski |       | 3  | 0  | 0 | 0  | -1  | 2   | 0   | 0   | 0   | 0   | 3    | 0    |
|                   | (TOTALS) | 64 | 2  | 5  | 7  | 0   | 226 | 0   | 0   | 0   | 0   | 37  | 5.4    | Jon Casey            |       | 15 | 0  | 0 | 0  | 0   | 0   | 0   | 0   | 0   | 0   | 0    | 0    |
| Libor Zabransky   |          | 34 | 1  | 5  | 6  | -1  | 44  | 0   | 0   | 1   | 0   | 26  | 3.8    | Chris McAlpine       |       | 15 | 0  | 0 | 0  | -2  | 24  | 0   | 0   | 0   | 0   | 3    | 0    |

| GOALTENDER | GP | MIN   | GA  | ENG | SO | AVG  | W-L-T    | SHOTS | SPTCTG |
|------------|----|-------|-----|-----|----|------|----------|-------|--------|
| Grant Fuhr | 73 | 4,261 | 193 | 4   | 3  | 2.72 | 33-27-11 | 1,940 | .901   |
| Jon Casey  | 15 | 707   | 40  | 2   | 0  | 3.39 | 3-8-0    | 299   | .866   |



## 1995-1996 (32-34-16, 80 pts, 4th Central Division)

| #  | DATE  | VERSUS         | SCORE  | RECORD    | #  | DATE | VERSUS         | SCORE  | RECORD     |
|----|-------|----------------|--------|-----------|----|------|----------------|--------|------------|
| 1  | 10/7  | @ Washington   | 1-4    | L 0-1-0   | 42 | 1/11 | @ Philadelphia | 4-4    | T 18-18-6  |
| 2  | 10/10 | EDMONTON       | 5-3    | W 1-1-0   | 43 | 1/13 | @ Montreal     | 3-3    | T 18-18-7  |
| 3  | 10/12 | @ Dallas       | 3-1    | W 2-1-0   | 44 | 1/14 | @ NY Rangers   | 3-3    | T 18-18-8  |
| 4  | 10/14 | COLORADO       | 4-1    | W 3-1-0   | 45 | 1/16 | EDMONTON       | 1-5    | L 18-19-8  |
| 5  | 10/17 | BOSTON         | 4-7    | L 3-2-0   | 46 | 1/24 | @ Winnipeg     | 6-5    | W 19-19-8  |
| 6  | 10/19 | DALLAS         | 1-1    | T 3-2-1   | 47 | 1/27 | @ TAMPA BAY    | 2-1    | W 20-19-8  |
| 7  | 10/21 | CHICAGO        | 1-4    | L 3-3-1   | 48 | 1/29 | @ Ottawa       | 2-4    | L 20-20-8  |
| 8  | 10/22 | @ Buffalo      | 2-5    | L 3-4-1   | 49 | 1/31 | @ Toronto      | 4-0    | W 21-20-8  |
| 9  | 10/25 | @ Hartford     | 4-2    | W 4-4-1   | 50 | 2/1  | VANCOUVER      | 2-2    | T 21-20-9  |
| 10 | 10/27 | ANAHEIM        | 4-2    | W 5-4-1   | 51 | 2/3  | PHILADELPHIA   | 3-7    | L 21-21-9  |
| 11 | 10/29 | WASHINGTON     | 1-3    | L 5-5-1   | 52 | 2/6  | DALLAS         | 2-5    | L 21-22-9  |
| 12 | 11/1  | @ Anaheim      | 0-3    | L 5-6-1   | 53 | 2/8  | CHICAGO        | 1-6    | L 21-23-9  |
| 13 | 11/4  | @ San Jose     | 3-7    | L 5-7-1   | 54 | 2/10 | @ Dallas       | 6-3    | W 22-23-9  |
| 14 | 11/7  | LOS ANGELES    | 0-1    | L 5-8-1   | 55 | 2/11 | @ Florida      | 2-2    | T 23-23-10 |
| 15 | 11/10 | WINNIPEG       | 3-2    | W 6-8-1   | 56 | 2/13 | @ Tampa Bay    | 3-2    | W 23-23-10 |
| 16 | 11/11 | @ NY Islanders | 4-1    | W 7-8-1   | 57 | 2/16 | DETROIT        | 4-3    | W 24-23-10 |
| 17 | 11/14 | NY RANGERS     | 1-1    | T 7-8-2   | 58 | 2/18 | WINNIPEG       | 3-0    | W 25-23-10 |
| 18 | 11/16 | SAN JOSE       | 3-1    | W 8-8-2   | 59 | 2/20 | OTTAWA         | 1-7    | L 25-24-10 |
| 19 | 11/18 | @ Boston       | 2-5    | L 8-9-2   | 60 | 2/22 | @ Chicago      | 4-3 OT | W 26-24-10 |
| 20 | 11/21 | @ Toronto      | 2-5    | L 8-10-2  | 61 | 2/24 | LOS ANGELES    | 2-2    | T 26-24-11 |
| 21 | 11/23 | VANCOUVER      | 2-3    | L 8-11-2  | 62 | 2/29 | @ Vancouver    | 2-2    | T 26-24-12 |
| 22 | 11/25 | TORONTO        | 2-2    | T 8-11-3  | 63 | 3/3  | @ Edmonton     | 4-3    | W 27-24-12 |
| 23 | 11/27 | BUFFALO        | 0-2    | L 8-12-3  | 64 | 3/5  | FLORIDA        | 2-0    | W 28-24-12 |
| 24 | 11/29 | MONTREAL       | 5-4    | W 9-12-3  | 65 | 3/7  | CALGARY        | 4-4    | L 28-25-12 |
| 25 | 11/30 | @ Winnipeg     | 4-1    | W 10-12-3 | 66 | 3/9  | HARTFORD       | 2-3    | W 29-25-12 |
| 26 | 12/2  | @ Edmonton     | 7-3    | W 11-12-3 | 67 | 3/12 | @ Calgary      | 2-4    | L 29-26-12 |
| 27 | 12/5  | @ Calgary      | 1-1    | T 11-12-3 | 68 | 3/15 | @ San Jose     | 4-2    | W 30-26-12 |
| 28 | 12/8  | @ Vancouver    | 6-3    | W 12-12-4 | 69 | 3/17 | @ Anaheim      | 1-5    | L 30-27-12 |
| 29 | 12/9  | @ Los Angeles  | 2-1    | W 13-12-4 | 70 | 3/18 | @ San Angeles  | 3-1    | W 31-27-12 |
| 30 | 12/12 | DETROIT        | 2-5    | L 13-13-4 | 71 | 3/20 | @ Dallas       | 1-2    | L 31-28-12 |
| 31 | 12/14 | CALGARY        | 3-3    | T 13-13-5 | 72 | 3/22 | ANAHEIM        | 1-6    | L 31-29-12 |
| 32 | 12/16 | SAN JOSE       | 3-2    | W 14-13-5 | 73 | 3/24 | DETROIT        | 2-2    | T 31-29-13 |
| 33 | 12/19 | NY ISLANDERS   | 4-1    | W 15-13-5 | 74 | 3/26 | @ Pittsburgh   | 4-8    | L 31-30-13 |
| 34 | 12/22 | @ Colorado     | 1-2    | L 15-14-5 | 75 | 3/28 | NEW JERSEY     | 4-4    | T 31-30-14 |
| 35 | 12/23 | @ Winnipeg     | 1-2    | L 15-15-5 | 76 | 3/31 | @ Detroit      | 1-8    | L 31-31-14 |
| 36 | 12/26 | @ Detroit      | 2-3    | L 15-16-5 | 77 | 4/3  | @ Colorado     | 6-3    | W 32-31-14 |
| 37 | 12/28 | DALLAS         | 4-1    | W 16-16-5 | 78 | 4/4  | TORONTO        | 1-3    | L 32-32-14 |
| 38 | 12/30 | TORONTO        | 3-4 OT | L 16-17-5 | 79 | 4/6  | @ Toronto      | 1-5    | L 32-33-14 |
| 39 | 1/4   | @ Chicago      | 3-1    | W 17-17-5 | 80 | 4/8  | WINNIPEG       | 2-2    | T 32-33-15 |
| 40 | 1/6   | PITTSBURGH     | 3-2    | W 18-17-5 | 81 | 4/11 | COLORADO       | 2-3    | L 32-34-15 |
| 41 | 1/9   | @ New Jersey   | 2-4    | L 18-18-5 | 82 | 4/14 | @ Chicago      | 2-2    | T 32-34-16 |

| PLAYER           | GP    | G  | A  | TP  | +   | -   | PIM | PPG | SHG | GWG | GTG | S    | PCTG             | PLAYER            | GP  | G     | A   | TP  | +    | -     | PIM      | PPG   | SHG | GWG | GTG  | S    | PCTG |
|------------------|-------|----|----|-----|-----|-----|-----|-----|-----|-----|-----|------|------------------|-------------------|-----|-------|-----|-----|------|-------|----------|-------|-----|-----|------|------|------|
| Wayne Gretzky    | (LA)  | 62 | 15 | 66  | 81  | -7  | 32  | 5   | 0   | 2   | 1   | 144  | 10.4             | Rob Pearson       | 27  | 6     | 4   | 10  | 4    | 54    | 1        | 0     | 1   | 0   | 51   | 11.8 |      |
| (STL)            | 18    | 8  | 13 | 21  | -6  | 2   | 1   | 1   | 1   | 0   | 1   | 51   | 15.7             | (BUF)             | 52  | 5     | 10  | -5  | 59   | 2     | 0        | 0     | 1   | 0   | 57   | 8.8  |      |
| (TOTALS)         | 80    | 23 | 79 | 102 | -13 | 34  | 6   | 1   | 3   | 1   | 195 | 11.8 | (STL)            | 12                | 0   | 5     | 10  | -12 | 65   | 2     | 0        | 0     | 1   | 0   | 13   | 0    |      |
| Brett Hull       | (TOR) | 43 | 40 | 83  | 4   | 30  | 16  | 5   | 6   | 0   | 327 | 13.1 | (TOTALS)         | 64                | 5   | 10    | -5  | 65  | 2    | 0     | 0        | 1     | 0   | 70  | 7.1  |      |      |
| All MacInnis     | (TOR) | 82 | 17 | 44  | 61  | 5   | 88  | 9   | 1   | 1   | 317 | 5.4  | (EDM)            | 26                | 2   | 8     | 10  | -6  | 14   | 2     | 0        | 0     | 1   | 0   | 32   | 6.3  |      |
| Shayne Corson    | (TOR) | 77 | 18 | 28  | 46  | 3   | 192 | 13  | 0   | 2   | 150 | 12.0 | (STL)            | 33                | 3   | 6     | 9   | -4  | 87   | 1     | 0        | 1     | 0   | 31  | 9.7  |      |      |
| Dale Hawerchuk   | (TOR) | 66 | 13 | 28  | 41  | 5   | 22  | 5   | 0   | 1   | 136 | 9.6  | (EDM)            | 32                | 0   | 8     | 8   | -12 | 39   | 0     | 0        | 0     | 0   | 0   | 38   | 0.0  |      |
| Geoff Courtnall  | (TOR) | 69 | 24 | 16  | 40  | -9  | 101 | 7   | 1   | 1   | 228 | 10.5 | (STL)            | 6                 | 0   | 0     | -1  | 4   | 0    | 0     | 0        | 0     | 0   | 3   | 0    |      |      |
| Brian Noonan     | (TOR) | 81 | 13 | 22  | 35  | 2   | 84  | 3   | 1   | 6   | 0   | 131  | 9.9              | (TOTALS)          | 38  | 0     | 8   | 8   | -7   | 12    | 0        | 0     | 0   | 0   | 0    | 41   | 0.0  |
| Yuri Yemelyev    | (BUF) | 66 | 8  | 20  | 35  | -12 | 40  | 5   | 1   | 1   | 123 | 6.5  | David Roberts    | 28                | 1   | 6     | 7   | -7  | 43   | 1     | 0        | 1     | 0   | 1   | 35   | 2.9  |      |
| (STL)            | 7     | 0  | 1  | -1  | 0   | 0   | 0   | 0   | 0   | 0   | 13  | 0    | Tony Twist       | 51                | 3   | 2     | 5   | -1  | 100  | 0     | 0        | 1     | 0   | 12  | 25.0 |      |      |
| (TOTALS)         | 73    | 8  | 21 | 29  | -17 | 40  | 5   | 1   | 1   | 1   | 136 | 5.9  | Roman Vopat      | 25                | 2   | 3     | 5   | -8  | 48   | 1     | 0        | 1     | 0   | 33  | 6.1  |      |      |
| Steve Leach      | (BOS) | 59 | 9  | 13  | 22  | -4  | 86  | 1   | 0   | 2   | 0   | 124  | 7.3              | Esa Tikkanen      | 11  | 1     | 4   | 5   | 1    | 18    | 0        | 1     | 0   | 0   | 19   | 5.3  |      |
| (STL)            | 14    | 2  | 4  | 6   | -3  | 22  | 0   | 0   | 0   | 0   | 33  | 6.1  | J.J. Daigneault  | 37                | 1   | 3     | 4   | -6  | 24   | 0     | 0        | 0     | 0   | 0   | 45   | 2.2  |      |
| (TOTALS)         | 73    | 11 | 17 | 28  | -7  | 108 | 1   | 0   | 2   | 0   | 157 | 7.0  | Jay Wells        | 76                | 0   | 3     | 3   | -8  | 67   | 0     | 0        | 0     | 0   | 0   | 24   | 0    |      |
| Stephane Matteau | (NYR) | 32 | 4  | 2   | 6   | -4  | 22  | 1   | 0   | 0   | 0   | 39   | 10.3             | Patrice Jarfiff   | 23  | 3     | 0   | 3   | -2   | 12    | 0        | 0     | 1   | 0   | 21   | 14.3 |      |
| (STL)            | 46    | 7  | 13 | 20  | -4  | 65  | 3   | 0   | 2   | 1   | 70  | 10.0 | Denis Chassé     | 42                | 3   | 0     | 3   | -9  | 108  | 1     | 0        | 1     | 0   | 25  | 12.0 |      |      |
| (TOTALS)         | 78    | 11 | 15 | 26  | -8  | 87  | 4   | 0   | 2   | 1   | 109 | 10.1 | Basil McPhee     | 18                | 1   | 1     | 2   | -5  | 40   | 0     | 0        | 0     | 0   | 5   | 20.0 |      |      |
| Chris Pronger    | (EDM) | 28 | 7  | 18  | 25  | 11  | 3   | 1   | 0   | 1   | 0   | 138  | 5.1              | Dallas Eakins     | 16  | 0     | 1   | 1   | -2   | 34    | 0        | 0     | 0   | 0   | 0    | 6    | 0    |
| Igor Kravchuk    | (STL) | 40 | 3  | 12  | 15  | -6  | 24  | 0   | 0   | 1   | 0   | 114  | 2.6              | Paul Brnten       | 17  | 0     | 1   | 1   | -1   | 4     | 0        | 0     | 0   | 0   | 0    | 11   | 0    |
| (TOTALS)         | 66    | 7  | 16 | 23  | -19 | 34  | 3   | 0   | 1   | 0   | 173 | 4.0  | Greg Gilbert     | 17                | 0   | 1     | 1   | -1  | 8    | 0     | 0        | 0     | 0   | 0   | 9    | 0    |      |
| Adam Craighton   | (TOR) | 61 | 11 | 10  | 21  | 0   | 78  | 2   | 0   | 3   | 1   | 98   | 11.2             | Grant Fuhr        | 79  | 0     | 1   | 1   | 0    | 8     | 0        | 0     | 0   | 0   | 0    | 0    | 0    |
| Peter Zezel      | (STL) | 57 | 8  | 13  | 21  | -2  | 12  | 2   | 0   | 1   | 0   | 87   | 9.2              | Donald Dufresne   | 3   | 0     | 0   | 0   | -2   | 4     | 0        | 0     | 0   | 0   | 0    | 1    | 0    |
| Mike Hudson      | (TOR) | 27 | 2  | 0   | 2   | -5  | 29  | 0   | 0   | 0   | 0   | 27   | 7.4              | Kevin Sawyer      | 6   | 0     | 0   | 0   | -2   | 23    | 0        | 0     | 0   | 0   | 0    | 1    | 0    |
| (TOTALS)         | 59    | 5  | 12 | 17  | 2   | 55  | 0   | 0   | 0   | 0   | 59  | 8.5  | Alex Vasilevskii | 1                 | 0   | 0     | 0   | -1  | 0    | 0     | 0        | 0     | 0   | 0   | 0    | 0    |      |
| Craig Johnson    | (EDM) | 49 | 8  | 7   | 15  | -4  | 30  | 1   | 0   | 0   | 0   | 69   | 11.6             | Fred Knipseschier | 1   | 0     | 0   | 0   | 0    | 2     | 0        | 0     | 0   | 0   | 0    | 2    | 0    |
| Glerin Anderson  | (STL) | 15 | 2  | 2   | 4   | -11 | 6   | 2   | 0   | 0   | 0   | 35   | 5.7              | Jamie Rivers      | 3   | 0     | 0   | 0   | -1   | 2     | 0        | 0     | 0   | 0   | 0    | 5    | 0    |
| (TOTALS)         | 32    | 6  | 8  | 14  | -11 | 33  | 2   | 0   | 1   | 0   | 71  | 8.5  | Jon Casey        | 9                 | 0   | 0     | 0   | 0   | 0    | 0     | 0        | 0     | 0   | 0   | 0    | 0.0  |      |
| Craig MacTavish  | (PHI) | 55 | 8  | 8   | 13  | -3  | 62  | 0   | 0   | 1   | 1   | 42   | 11.9             | Bruce Racine      | 11  | 0     | 0   | 0   | 0    | 2     | 0        | 0     | 0   | 0   | 0    | 0    | 0    |
| (STL)            | 13    | 0  | 1  | 1   | -6  | 8   | 0   | 0   | 0   | 0   | 0   | 16   | 0                | Grant Fuhr        | 79  | 4,365 | 209 | 1   | 3    | 2.87  | 30-28-16 | 2,157 | 903 |     |      |      |      |
| (TOTALS)         | 68    | 5  | 9  | 14  | -9  | 70  | 0   | 0   | 1   | 1   | 58  | 8.6  | Bruce Racine     | 11                | 230 | 12    | 0   | 0   | 3.13 | 0-3-0 | 101      | 881   |     |     |      |      |      |
| Jeff Norton      | (STL) | 36 | 4  | 7   | 11  | 4   | 26  | 0   | 0   | 1   | 0   | 33   | 12.1             | Jon Casey         | 9   | 395   | 25  | 0   | 0    | 3.80  | 2-3-0    | 180   | 861 |     |      |      |      |
| Murray Barton    | (STL) | 82 | 2  | 9   | 11  | 3   | 190 | 0   | 0   | 0   | 0   | 86   | 2.3              | Pat Jablonski     | 1   | 8     | 1   | 0   | 0    | 7.50  | 0-0-0    | 5     | 800 |     |      |      |      |

# Team & Individual Results, Records & Stats

1994-1995 (28-15-5, 61 pts, 2nd Central Division)

| #  | DATE | VERSUS        | SCORE    | RECORD | #  | DATE | VERSUS        | SCORE    | RECORD  |
|----|------|---------------|----------|--------|----|------|---------------|----------|---------|
| 1  | 1/20 | @ San Jose    | 5-2 W    | 1-0-0  | 25 | 3/19 | @ Anaheim     | 4-2 W    | 15-8-2  |
| 2  | 1/21 | @ Vancouver   | 7-1 W    | 2-0-0  | 26 | 3/20 | @ Los Angeles | 3-5 L    | 15-9-2  |
| 3  | 1/24 | @ Calgary     | 4-6 L    | 2-1-0  | 27 | 3/22 | @ Calgary     | 3-4 L    | 15-10-2 |
| 4  | 1/26 | LOS ANGELES   | 3-1 W    | 3-1-0  | 28 | 3/26 | EDMONTON      | 5-1 W    | 16-10-2 |
| 5  | 1/28 | VANCOUVER     | 1-3 L    | 3-2-0  | 29 | 3/27 | @ Dallas      | 3-2 W    | 17-10-2 |
| 6  | 1/31 | ANAHEIM       | 7-2 W    | 4-2-0  | 30 | 3/29 | @ Chicago     | 3-1 W    | 18-10-2 |
| 7  | 2/2  | @ Winnipeg    | 5-4 OT W | 5-2-0  | 31 | 3/31 | SAN JOSE      | 4-1 W    | 19-10-2 |
| 8  | 2/4  | DALLAS        | 7-4 W    | 6-2-0  | 32 | 4/2  | @ Detroit     | 3-3 OT T | 19-10-3 |
| 9  | 2/7  | LOS ANGELES   | 5-5 T    | 6-2-1  | 33 | 4/3  | TORONTO       | 5-2 W    | 20-10-3 |
| 10 | 2/9  | CHICAGO       | 0-5 L    | 6-3-1  | 34 | 4/5  | @ Toronto     | 6-4 W    | 21-10-3 |
| 11 | 2/11 | WINNIPEG      | 2-3 L    | 6-4-1  | 35 | 4/9  | DALLAS        | 2-3 L    | 21-11-3 |
| 12 | 2/13 | CALGARY       | 4-2 W    | 7-4-1  | 36 | 4/11 | WINNIPEG      | 7-5 W    | 22-11-3 |
| 13 | 2/17 | @ Winnipeg    | 4-3 W    | 8-4-1  | 37 | 4/13 | @ Winnipeg    | 2-5 L    | 22-12-3 |
| 14 | 2/18 | @ Toronto     | 1-3 L    | 8-5-1  | 38 | 4/16 | DETROIT       | 6-5 W    | 23-12-3 |
| 15 | 2/20 | EDMONTON      | 4-0 W    | 9-5-1  | 39 | 4/18 | VANCOUVER     | 4-1 W    | 24-12-3 |
| 16 | 2/22 | SAN JOSE      | 4-3 W    | 10-5-1 | 40 | 4/19 | @ Chicago     | 2-2 OT T | 24-12-4 |
| 17 | 2/25 | @ Detroit     | 3-2 W    | 11-5-1 | 41 | 4/21 | TORONTO       | 3-1 W    | 25-12-4 |
| 18 | 2/27 | TORONTO       | 3-2 W    | 12-5-1 | 42 | 4/23 | CHICAGO       | 2-2 OT T | 25-12-5 |
| 19 | 3/5  | @ Dallas      | 1-2 L    | 12-6-1 | 43 | 4/25 | @ Dallas      | 8-4 W    | 26-12-5 |
| 20 | 3/7  | ANAHEIM       | 6-3 W    | 13-6-1 | 44 | 4/27 | @ Edmonton    | 2-3 OT L | 26-13-5 |
| 21 | 3/9  | CALGARY       | 5-1 W    | 14-6-1 | 45 | 4/28 | @ Vancouver   | 1-3 L    | 26-14-5 |
| 22 | 3/12 | DETROIT       | 1-2 L    | 14-7-1 | 46 | 4/30 | @ San Jose    | 4-3 W    | 27-14-5 |
| 23 | 3/14 | @ Edmonton    | 5-6 L    | 14-8-1 | 47 | 5/1  | @ Anaheim     | 5-3 W    | 28-14-5 |
| 24 | 3/16 | @ Los Angeles | 2-2 OT T | 14-8-2 | 48 | 5/3  | DETROIT       | 2-3 L    | 28-15-5 |

| PLAYER           | GP          | G  | A  | TP | +  | -   | PIM | PPG | SHG | GWG | GIG | S    | PCTG              | PLAYER    | GP         | G         | A          | TP        | +          | -            | PIM          | PPG           | SHG | GWG | GIG  | S   | PCTG |
|------------------|-------------|----|----|----|----|-----|-----|-----|-----|-----|-----|------|-------------------|-----------|------------|-----------|------------|-----------|------------|--------------|--------------|---------------|-----|-----|------|-----|------|
| Brett Hull       | 48          | 29 | 21 | 50 | 13 | 10  | 9   | 3   | 6   | 0   | 200 | 14.5 | Kevin Miller      | 15        | 2          | 5         | 7          | 3         | 0          | 1            | 0            | 0             | 0   | 19  | 10.5 |     |      |
| Brendan Shanahan | 45          | 20 | 21 | 41 | 7  | 136 | 6   | 2   | 6   | 0   | 153 | 13.1 | Craig Johnson     | 15        | 3          | 3         | 6          | 4         | 6          | 0            | 0            | 0             | 0   | 19  | 15.8 |     |      |
| Steve Duchesne   | 47          | 12 | 26 | 38 | 29 | 36  | 1   | 0   | 1   | 0   | 116 | 10.3 | Rick Zombo        | 22        | 1          | 4         | 5          | 7         | 24         | 0            | 0            | 1             | 0   | 18  | 5.6  |     |      |
| Esa Tikkanen     | 43          | 12 | 23 | 35 | 13 | 22  | 5   | 2   | 1   | 1   | 107 | 11.2 | Basil McCrae      | 21        | 0          | 5         | 5          | 4         | 72         | 0            | 0            | 0             | 0   | 14  | 0.0  |     |      |
| Adam Creighton   | 48          | 14 | 20 | 34 | 17 | 74  | 3   | 0   | 1   | 0   | 81  | 17.3 | Murray Baron      | 39        | 0          | 5         | 5          | 9         | 93         | 0            | 0            | 0             | 0   | 28  | 0.0  |     |      |
| Jeff Norton      | (S.J.) 20   | 1  | 9  | 10 | 1  | 39  | 0   | 0   | 0   | 0   | 21  | 4.8  | Tony Twist        | 28        | 3          | 0         | 3          | 0         | 89         | 0            | 0            | 1             | 0   | 8   | 37.5 |     |      |
|                  | (STL) 28    | 2  | 18 | 20 | 21 | 33  | 0   | 0   | 1   | 0   | 27  | 7.4  | Donald Dufresne   | 22        | 0          | 3         | 3          | 2         | 10         | 0            | 0            | 0             | 0   | 11  | 0.0  |     |      |
|                  | (TOTALS) 48 | 3  | 27 | 30 | 22 | 72  | 0   | 0   | 1   | 0   | 48  | 6.3  | Peter Stastrny    | 6         | 1          | 1         | 2          | 1         | 0          | 0            | 0            | 0             | 0   | 9   | 11.1 |     |      |
| Al MacInnis      | 32          | 8  | 20 | 28 | 19 | 43  | 2   | 0   | 0   | 0   | 110 | 7.3  | Geoff Sarjeant    | 4         | 0          | 1         | 1          | 0         | 2          | 0            | 0            | 0             | 0   | 0   | 0.0  |     |      |
| Ian Laperriere   | 37          | 13 | 14 | 27 | 12 | 85  | 1   | 0   | 1   | 0   | 53  | 24.5 | Curtis Joseph     | 36        | 0          | 1         | 1          | 0         | 0          | 0            | 0            | 0             | 0   | 0   | 0    | 0.0 |      |
| Glenn Anderson   | 36          | 12 | 14 | 26 | 9  | 37  | 0   | 0   | 3   | 0   | 54  | 22.2 | Philippe Bozon    | 1         | 0          | 0         | 0          | 0         | 0          | 0            | 0            | 0             | 0   | 0   | 0    | 0.0 |      |
| Greg Gilbert     | 46          | 11 | 14 | 25 | 22 | 11  | 0   | 0   | 3   | 0   | 57  | 19.3 | Vitali Prokhorov  | 2         | 0          | 0         | 0          | 1         | 0          | 0            | 0            | 0             | 0   | 0   | 0    | 0.0 |      |
| Todd Elik        | (S.J.) 22   | 7  | 10 | 17 | 3  | 18  | 4   | 0   | 0   | 1   | 50  | 14.0 | Denny Felsner     | 3         | 0          | 0         | 0          | -1        | 0          | 0            | 0            | 0             | 0   | 0   | 0    | 0.0 |      |
|                  | (STL) 13    | 2  | 4  | 6  | 5  | 4   | 0   | 0   | 0   | 1   | 26  | 7.7  | Dan Laperriere    | 4         | 0          | 0         | 0          | 1         | 15         | 0            | 0            | 0             | 0   | 0   | 0    | 0.0 |      |
|                  | (TOTALS) 35 | 9  | 14 | 23 | 8  | 22  | 4   | 0   | 0   | 2   | 76  | 11.8 | Terry Hollinger   | 5         | 0          | 0         | 0          | -1        | 2          | 0            | 0            | 0             | 0   | 1   | 0    | 0.0 |      |
| Bill Houlder     | 41          | 5  | 13 | 18 | 16 | 20  | 1   | 0   | 0   | 0   | 59  | 8.5  | Jeff Batters      | 10        | 0          | 0         | 0          | -5        | 21         | 0            | 0            | 0             | 0   | 3   | 0    | 0.0 |      |
| Denis Chasse     | 47          | 7  | 9  | 16 | 12 | 133 | 1   | 0   | 0   | 0   | 48  | 14.6 | Jon Casey         | 19        | 0          | 0         | 0          | 0         | 0          | 0            | 0            | 0             | 0   | 0   | 0    | 0.0 |      |
| Guy Carbonneau   | 42          | 5  | 11 | 16 | 11 | 16  | 1   | 0   | 1   | 0   | 33  | 15.2 |                   |           |            |           |            |           |            |              |              |               |     |     |      |     |      |
| Patrice Tardif   | 27          | 3  | 10 | 13 | 4  | 29  | 1   | 0   | 0   | 0   | 46  | 6.5  | <b>GOALTENDER</b> | <b>GP</b> | <b>MIN</b> | <b>GA</b> | <b>ENG</b> | <b>SO</b> | <b>AVG</b> | <b>W-L-T</b> | <b>SHOTS</b> | <b>SPECTG</b> |     |     |      |     |      |
| Dave Roberts     | 19          | 6  | 5  | 11 | 3  | 10  | 3   | 0   | 2   | 1   | 41  | 14.6 | Jon Casey         | 19        | 872        | 40        | 0          | 0         | 2.75       | 7-5-4        | 400          | .900          |     |     |      |     |      |
| Vitali Karamnov  | 26          | 3  | 7  | 10 | 7  | 14  | 0   | 0   | 0   | 0   | 22  | 13.6 | Curtis Joseph     | 36        | 1,914      | 89        | 0          | 1         | 2.79       | 20-10-1      | 902          | .900          |     |     |      |     |      |
| Doug Lidster     | 37          | 2  | 7  | 9  | 9  | 12  | 1   | 0   | 0   | 0   | 37  | 5.4  | Geoff Sarjeant    | 4         | 120        | 6         | 0          | 0         | 3.00       | 1-0-0        | 52           | .885          |     |     |      |     |      |
| Craig Janney     | 8           | 2  | 5  | 7  | 3  | 0   | 1   | 0   | 0   | 0   | 9   | 22.2 |                   |           |            |           |            |           |            |              |              |               |     |     |      |     |      |



## 1993-1994 (40-33-11, 91 pts, 4th Central Division)

| #  | DATE  | VERSUS        | SCORE    | RECORD  | #  | DATE | VERSUS         | SCORE    | RECORD   |
|----|-------|---------------|----------|---------|----|------|----------------|----------|----------|
| 1  | 10/7  | FLORIDA       | 5-3 W    | 1-0-0   | 43 | 1/9  | @ Dallas       | 1-2 L    | 21-16-6  |
| 2  | 10/9  | OTTAWA        | 7-5 W    | 2-0-0   | 44 | 1/13 | EDMONTON       | 6-4 W    | 22-16-6  |
| 3  | 10/13 | @ Detroit     | 5-2 W    | 3-0-0   | 45 | 1/15 | BUFFALO        | 2-1 W    | 23-16-6  |
| 4  | 10/16 | @ Dallas      | 0-4 L    | 3-1-0   | 46 | 1/18 | @ NY Rangers   | 1-4 L    | 23-17-6  |
| 5  | 10/19 | @ San Jose    | 4-1 W    | 4-1-0   | 47 | 1/19 | @ Philadelphia | 3-8 L    | 23-18-6  |
| 6  | 10/21 | SAN JOSE      | 5-2 W    | 5-1-0   | 48 | 1/24 | @ Anaheim      | 3-2 OT W | 24-18-6  |
| 7  | 10/23 | @ Pittsburgh  | 3-3 T    | 5-1-1   | 49 | 1/25 | @ Vancouver    | 3-3 T    | 24-18-7  |
| 8  | 10/26 | @ Chicago     | 2-9 L    | 5-2-1   | 50 | 1/28 | @ Edmonton     | 3-2 W    | 25-18-7  |
| 9  | 10/28 | HARTFORD      | 2-1 W    | 6-2-1   | 51 | 1/29 | @ Calgary      | 5-3 W    | 26-18-7  |
| 10 | 10/30 | @ Boston      | 2-1 W    | 7-2-1   | 52 | 2/1  | TORONTO        | 4-4 T    | 26-18-8  |
| 11 | 11/1  | @ Hartford    | 4-2 W    | 8-2-1   | 53 | 2/3  | QUEBEC         | 3-4 L    | 26-19-8  |
| 12 | 11/3  | @ Winnipeg    | 3-0 W    | 9-2-1   | 54 | 2/5  | SAN JOSE       | 4-3 W    | 27-19-8  |
| 13 | 11/6  | EDMONTON      | 6-5 OT W | 10-2-1  | 55 | 2/8  | WINNIPEG       | 6-5 W    | 28-19-8  |
| 14 | 11/9  | PITTSBURGH    | 3-3 T    | 10-2-2  | 56 | 2/10 | WASHINGTON     | 3-4 L    | 28-20-8  |
| 15 | 11/11 | TORONTO       | 3-2 W    | 11-2-2  | 57 | 2/12 | DETROIT        | 4-5 OT L | 28-21-8  |
| 16 | 11/13 | @ Los Angeles | 3-6 L    | 11-3-2  | 58 | 2/15 | VANCOUVER      | 3-2 W    | 29-21-8  |
| 17 | 11/16 | @ Vancouver   | 0-3 L    | 11-4-2  | 59 | 2/18 | BOSTON         | 3-1 W    | 30-21-8  |
| 18 | 11/18 | CALGARY       | 3-3 T    | 11-4-3  | 60 | 2/20 | ANAHEIM        | 4-1 W    | 31-21-8  |
| 19 | 11/20 | LOS ANGELES   | 4-1 W    | 12-4-3  | 61 | 2/24 | @ Quebec       | 0-6 L    | 31-22-8  |
| 20 | 11/21 | DETROIT       | 2-2 T    | 12-4-4  | 62 | 2/26 | @ Ottawa       | 11-1 W   | 32-22-8  |
| 21 | 11/24 | @ Washington  | 2-5 L    | 12-5-4  | 63 | 2/28 | @ New Jersey   | 1-5 L    | 32-23-8  |
| 22 | 11/26 | NEW JERSEY    | 6-6 T    | 12-5-5  | 64 | 3/1  | @ NY Islanders | 2-4 L    | 32-24-8  |
| 23 | 11/28 | WINNIPEG      | 3-4 L    | 12-6-5  | 65 | 3/3  | VANCOUVER      | 0-4 L    | 32-25-8  |
| 24 | 12/1  | @ Toronto     | 2-4 L    | 12-7-5  | 66 | 3/7  | @ Toronto      | 3-2 W    | 33-25-8  |
| 25 | 12/2  | TORONTO       | 4-5 L    | 12-8-5  | 67 | 3/9  | @ Montreal     | 2-7 L    | 33-26-8  |
| 26 | 12/4  | DALLAS        | 4-3 W    | 13-8-5  | 68 | 3/12 | NY ISLANDERS   | 5-5 T    | 33-26-9  |
| 27 | 12/7  | CHICAGO       | 3-2 W    | 14-8-5  | 69 | 3/16 | @ Winnipeg     | 0-4 L    | 33-27-9  |
| 28 | 12/9  | @ Detroit     | 2-3 L    | 14-9-5  | 70 | 3/18 | @ Toronto      | 2-4 L    | 33-28-9  |
| 29 | 12/11 | @ Los Angeles | 1-9 L    | 14-10-5 | 71 | 3/20 | @ Chicago      | 4-3 OT W | 34-28-9  |
| 30 | 12/12 | @ Anaheim     | 3-2 OT L | 14-11-5 | 72 | 3/22 | PHILADELPHIA   | 3-6 L    | 34-29-9  |
| 31 | 12/15 | @ San Jose    | 1-1 W    | 15-11-5 | 73 | 3/23 | @ Buffalo      | 3-2 W    | 35-29-9  |
| 32 | 12/17 | @ Calgary     | 4-3 W    | 16-11-5 | 74 | 3/25 | DALLAS         | 5-3 W    | 36-29-9  |
| 33 | 12/19 | @ Edmonton    | 4-1 W    | 17-11-5 | 75 | 3/27 | SAN JOSE       | 3-4 L    | 36-30-9  |
| 34 | 12/23 | TAMPA BAY     | 7-4 W    | 18-11-5 | 76 | 3/30 | @ Florida      | 3-1 W    | 37-30-9  |
| 35 | 12/26 | CHICAGO       | 3-2 W    | 19-11-5 | 77 | 4/1  | @ Tampa Bay    | 3-4 L    | 37-31-9  |
| 36 | 12/27 | MONTREAL      | 2-5 L    | 19-12-5 | 78 | 4/3  | @ Detroit      | 3-3 T    | 37-31-10 |
| 37 | 12/29 | NY RANGERS    | 3-4 L    | 19-13-5 | 79 | 4/5  | CHICAGO        | 5-1 W    | 38-31-10 |
| 38 | 12/31 | @ Winnipeg    | 1-2 L    | 19-14-5 | 80 | 4/7  | LOS ANGELES    | 6-2 W    | 39-31-10 |
| 39 | 1/2   | CALGARY       | 4-3 OT W | 20-14-5 | 81 | 4/8  | @ Chicago      | 1-6 L    | 39-32-10 |
| 40 | 1/4   | DETROIT       | 4-4 T    | 20-14-6 | 82 | 4/10 | DALLAS         | 2-2 T    | 39-32-11 |
| 41 | 1/6   | @ Hartford    | 2-1 W    | 21-14-6 | 83 | 4/12 | @ Dallas       | 5-9 L    | 39-33-11 |
| 42 | 1/8   | ANAHEIM       | 3-5 L    | 21-15-6 | 84 | 4/14 | WINNIPEG       | 3-1 W    | 40-33-11 |

| PLAYER                 | GP | G  | A  | TP  | +   | -   | PIM | PPG | SHG | GG | WG  | G    | S | PCTG | PLAYER          | GP | G | A | TP | +  | -   | PIM | PPG | SHG | GG | WG | G    | S  | PCTG |
|------------------------|----|----|----|-----|-----|-----|-----|-----|-----|----|-----|------|---|------|-----------------|----|---|---|----|----|-----|-----|-----|-----|----|----|------|----|------|
| Brendan Shanahan       | 81 | 52 | 50 | 102 | -9  | 211 | 15  | 7   | 8   | 1  | 397 | 13.1 |   |      | Doug Crossman   | 50 | 2 | 7 | 9  | 1  | 10  | 1   | 0   | 0   | 0  | 30 | 6.7  |    |      |
| Brett Hull             | 81 | 57 | 40 | 97  | -3  | 38  | 25  | 3   | 6   | 1  | 392 | 14.5 |   |      | Tom Tilley      | 48 | 1 | 7 | 8  | 3  | 32  | 0   | 0   | 0   | 0  | 41 | 2.4  |    |      |
| Craig Janney           | 69 | 16 | 68 | 84  | -14 | 24  | 8   | 0   | 7   | 0  | 95  | 16.8 |   |      | Kelly Chase     | 68 | 2 | 5 | 7  | -5 | 278 | 0   | 0   | 0   | 0  | 57 | 3.5  |    |      |
| Kevin Miller           | 75 | 23 | 25 | 48  | 6   | 83  | 6   | 3   | 5   | 0  | 154 | 14.9 |   |      | Dave Mackey     | 30 | 2 | 3 | 5  | -4 | 56  | 0   | 0   | 0   | 0  | 21 | 9.5  |    |      |
| Steve Duchesne         | 36 | 12 | 19 | 31  | 1   | 14  | 8   | 0   | 1   | 0  | 115 | 10.4 |   |      | Dan Laperriere  | 20 | 1 | 3 | 4  | -1 | 8   | 1   | 0   | 0   | 0  | 20 | 5.0  |    |      |
| Vitali Prokhorov       | 55 | 15 | 10 | 25  | -6  | 20  | 3   | 0   | 1   | 0  | 85  | 17.6 |   |      | Basil McRae     | 40 | 1 | 2 | 3  | -7 | 103 | 0   | 0   | 0   | 0  | 23 | 4.3  |    |      |
| Philippe Bozon         | 80 | 9  | 16 | 25  | 4   | 42  | 0   | 1   | 0   | 1  | 118 | 7.6  |   |      | Curtis Joseph   | 71 | 0 | 3 | 3  | E  | 4   | 0   | 0   | 0   | 0  | 0  | 0    | .0 |      |
| Alexei Kasatonov (ANA) | 55 | 4  | 18 | 22  | -8  | 43  | 1   | 0   | 1   | 0  | 81  | 4.9  |   |      | Denny Felsner   | 6  | 1 | 0 | 1  | -1 | 2   | 0   | 0   | 0   | 0  | 6  | 16.7 |    |      |
| (STL)                  | 8  | 0  | 2  | 2   | 5   | 19  | 0   | 0   | 0   | 0  | 6   | .0   |   |      | Denis Chasse    | 3  | 0 | 1 | 1  | 1  | 15  | 0   | 0   | 0   | 0  | 5  | .0   |    |      |
| (TOTALS)               | 63 | 4  | 20 | 24  | -3  | 62  | 1   | 0   | 1   | 0  | 87  | 4.6  |   |      | Kevin Miehme    | 14 | 0 | 1 | 1  | -3 | 4   | 0   | 0   | 0   | 0  | 5  | .0   |    |      |
| Phil Housley           | 26 | 7  | 15 | 22  | -5  | 12  | 4   | 0   | 1   | 1  | 60  | 11.7 |   |      | Jim Hrivnak     | 23 | 0 | 1 | 1  | E  | 2   | 0   | 0   | 0   | 0  | 0  | 0    | .0 |      |
| Vitali Karamnov        | 59 | 9  | 12 | 21  | -3  | 51  | 2   | 0   | 1   | 0  | 66  | 13.6 |   |      | David Roberts   | 1  | 0 | 0 | 0  | E  | 2   | 0   | 0   | 0   | 0  | 1  | .0   |    |      |
| Petr Nedved            | 19 | 6  | 14 | 20  | 2   | 8   | 2   | 0   | 0   | 1  | 63  | 9.5  |   |      | Ian Laperriere  | 1  | 0 | 0 | 0  | E  | 0   | 0   | 0   | 0   | 0  | 1  | .0   |    |      |
| Jim Montgomery         | 67 | 6  | 14 | 20  | -1  | 44  | 0   | 0   | 1   | 0  | 67  | 9.0  |   |      | Terry Hollinger | 2  | 0 | 0 | 0  | 1  | 0   | 0   | 0   | 0   | 0  | 0  | .0   |    |      |
| Igor Korolev           | 73 | 6  | 10 | 16  | -12 | 4   | 0   | 0   | 1   | 0  | 93  | 6.5  |   |      | Jeff Batters    | 6  | 0 | 0 | 0  | 1  | 7   | 0   | 0   | 0   | 0  | 1  | .0   |    |      |
| Peter Stastny          | 17 | 5  | 11 | 16  | -2  | 4   | 2   | 0   | 1   | 0  | 30  | 16.7 |   |      |                 |    |   |   |    |    |     |     |     |     |    |    |      |    |      |
| Murray Baron           | 77 | 5  | 9  | 14  | -14 | 123 | 0   | 0   | 0   | 0  | 73  | 6.8  |   |      |                 |    |   |   |    |    |     |     |     |     |    |    |      |    |      |
| Tony Hrkac             | 36 | 6  | 5  | 11  | -11 | 8   | 1   | 1   | 1   | 0  | 43  | 14.0 |   |      |                 |    |   |   |    |    |     |     |     |     |    |    |      |    |      |
| Rick Zombo             | 74 | 2  | 8  | 10  | -15 | 85  | 0   | 0   | 0   | 0  | 53  | 3.8  |   |      |                 |    |   |   |    |    |     |     |     |     |    |    |      |    |      |

| GOALTENDER    | GP | MINS  | GA  | ENG | SO | AVG  | W-L-T    | SHOTS | SPCTG |
|---------------|----|-------|-----|-----|----|------|----------|-------|-------|
| Curtis Joseph | 71 | 4,127 | 213 | 0   | 1  | 3.10 | 36-23-11 | 2,382 | .911  |
| Jim Hrivnak   | 23 | 970   | 69  | 1   | 0  | 4.27 | 4-10-0   | 563   | .877  |

# Team & Individual Results, Records & Stats

1992-1993 (37-36-11, 85 pts, 4th Norris Division)

| #  | DATE  | VERSUS         | SCORE    | RECORD  | #  | DATE | VERSUS         | SCORE    | RECORD   |
|----|-------|----------------|----------|---------|----|------|----------------|----------|----------|
| 1  | 10/6  | MINNESOTA      | 6-4 W    | 1-0-0   | 43 | 1/11 | @ Detroit      | 1-0 W    | 17-20-6  |
| 2  | 10/8  | @ Minnesota    | 2-5 L    | 1-1-0   | 44 | 1/13 | @ Toronto      | 3-4 L    | 17-21-6  |
| 3  | 10/10 | CHICAGO        | 0-3 L    | 1-2-0   | 45 | 1/14 | @ Ottawa       | 4-1 W    | 18-21-6  |
| 4  | 10/13 | TAMPA BAY      | 1-2 L    | 1-3-0   | 46 | 1/16 | @ Tampa Bay    | 5-3 W    | 19-21-6  |
| 5  | 10/15 | MINNESOTA      | 4-5 L    | 1-4-0   | 47 | 1/19 | TORONTO        | 1-5 L    | 19-22-6  |
| 6  | 10/17 | @ Quebec       | 6-5 W    | 2-4-0   | 48 | 1/21 | @ Detroit      | 3-5 L    | 19-23-6  |
| 7  | 10/19 | @ Montreal     | 2-6 L    | 2-5-0   | 49 | 1/23 | DETROIT        | 4-3 W    | 20-23-6  |
| 8  | 10/21 | QUEBEC         | 5-5 T    | 2-5-1   | 50 | 1/26 | OTTAWA         | 5-1 W    | 21-23-6  |
| 9  | 10/24 | DETROIT        | 1-6 L    | 2-6-1   | 51 | 1/28 | @ Tampa Bay    | 4-2 W    | 22-23-6  |
| 10 | 10/26 | SAN JOSE       | 4-1 W    | 3-6-1   | 52 | 1/30 | NEW JERSEY     | 2-2 T    | 22-23-7  |
| 11 | 10/29 | PITTSBURGH     | 6-4 W    | 4-6-1   | 53 | 2/1  | TORONTO        | 1-1 T    | 22-23-8  |
| 12 | 10/31 | PHILADELPHIA   | 6-4 W    | 5-6-1   | 54 | 2/3  | @ Winnipeg     | 4-2 W    | 23-23-8  |
| 13 | 11/3  | @ Tampa Bay    | 4-6 L    | 5-7-1   | 55 | 2/8  | @ Hartford     | 3-1 W    | 24-23-8  |
| 14 | 11/5  | @ Pittsburgh   | 4-8 L    | 5-8-1   | 56 | 2/9  | BOSTON         | 1-6 L    | 24-24-8  |
| 15 | 11/7  | @ Philadelphia | 2-4 L    | 5-9-1   | 57 | 2/11 | WASHINGTON     | 6-10 L   | 24-25-8  |
| 16 | 11/10 | EDMONTON       | 4-4 T    | 5-9-2   | 58 | 2/13 | DETROIT        | 4-3 W    | 25-25-8  |
| 17 | 11/12 | @ Chicago      | 0-1 L    | 5-10-2  | 59 | 2/15 | @ NY Rangers   | 1-4 L    | 25-26-8  |
| 18 | 11/14 | WINNIPEG       | 4-2 W    | 6-10-2  | 60 | 2/17 | @ New Jersey   | 3-4 L    | 25-27-8  |
| 19 | 11/16 | @ Toronto      | 2-2 T    | 6-10-3  | 61 | 2/18 | @ NY Islanders | 4-2 W    | 26-27-8  |
| 20 | 11/18 | @ Hartford     | 2-5 L    | 6-11-3  | 62 | 2/21 | @ Washington   | 2-5 L    | 26-28-8  |
| 21 | 11/21 | TAMPA BAY      | 4-2 W    | 7-11-3  | 63 | 2/23 | MONTREAL       | 1-5 L    | 26-29-8  |
| 22 | 11/25 | @ Detroit      | 6-11 L   | 7-12-3  | 64 | 2/25 | LOS ANGELES    | 3-0 W    | 27-29-8  |
| 23 | 11/26 | VANCOUVER      | 7-5 W    | 8-12-3  | 65 | 2/27 | MINNESOTA      | 3-2 W    | 28-29-8  |
| 24 | 11/28 | DETROIT        | 2-2 T    | 8-12-4  | 66 | 2/28 | @ Chicago      | 7-1 W    | 29-29-8  |
| 25 | 12/1  | HARTFORD       | 8-4 W    | 9-12-4  | 67 | 3/4  | CALGARY        | 2-1 W    | 30-29-8  |
| 26 | 12/4  | @ Calgary      | 3-5 L    | 9-13-4  | 68 | 3/6  | @ Boston       | 3-4 OT L | 30-30-8  |
| 27 | 12/5  | @ Edmonton     | 5-1 W    | 10-13-4 | 69 | 3/11 | SAN JOSE       | 5-2 W    | 31-30-8  |
| 28 | 12/7  | @ Vancouver    | 3-4 L    | 10-14-4 | 70 | 3/13 | MINNESOTA      | 6-2 W    | 32-30-8  |
| 29 | 12/10 | @ San Jose     | 3-2 W    | 11-14-4 | 71 | 3/14 | @ Minnesota    | 3-1 W    | 33-30-8  |
| 30 | 12/12 | @ Los Angeles  | 3-6 L    | 11-15-4 | 72 | 3/16 | BUFFALO        | 2-2 T    | 33-30-9  |
| 31 | 12/15 | NY ISLANDERS   | 3-4 OT L | 11-16-4 | 73 | 3/20 | @ Los Angeles  | 2-3 L    | 33-31-9  |
| 32 | 12/17 | NY RANGERS     | 3-4 L    | 11-17-4 | 74 | 3/22 | @ Vancouver    | 3-1 W    | 34-31-9  |
| 33 | 12/19 | WINNIPEG       | 0-1 L    | 11-18-4 | 75 | 3/24 | @ Calgary      | 4-2 W    | 35-31-9  |
| 34 | 12/22 | @ Minnesota    | 2-2 T    | 11-18-5 | 76 | 3/26 | @ Winnipeg     | 2-4 L    | 35-32-9  |
| 35 | 12/26 | @ Chicago      | 3-2 OT W | 12-18-5 | 77 | 3/30 | VANCOUVER      | 3-6 L    | 35-33-9  |
| 36 | 12/27 | TORONTO        | 3-6 L    | 12-19-5 | 78 | 4/3  | CHICAGO        | 3-3 T    | 35-33-10 |
| 37 | 12/31 | NY ISLANDERS   | 5-1 W    | 13-19-5 | 79 | 4/4  | @ Chicago      | 4-5 L    | 35-34-10 |
| 38 | 1/2   | @ Toronto      | 2-2 T    | 13-19-6 | 80 | 4/6  | @ Tampa Bay    | 2-2 T    | 35-34-11 |
| 39 | 1/3   | @ Buffalo      | 5-6 OT W | 13-20-6 | 81 | 4/10 | @ Minnesota    | 3-4 L    | 35-35-11 |
| 40 | 1/5   | EDMONTON       | 6-1 W    | 14-20-6 | 82 | 4/11 | MINNESOTA      | 5-1 W    | 36-35-11 |
| 41 | 1/7   | CALGARY        | 3-2 OT W | 15-20-6 | 83 | 4/13 | @ Toronto      | 1-2 OT L | 36-36-11 |
| 42 | 1/9   | CHICAGO        | 4-1 W    | 16-20-6 | 84 | 4/15 | TAMPA BAY      | 6-5 W    | 37-36-11 |

| PLAYER           | GP          | G  | A  | TP  | +-  | PIM | PPG | SHG | GG | GTG | S   | PCTG | PLAYER           | GP       | G     | A   | TP  | +-  | PIM  | PPG     | SHG   | GG    | GTG | S   | PCTG |
|------------------|-------------|----|----|-----|-----|-----|-----|-----|----|-----|-----|------|------------------|----------|-------|-----|-----|-----|------|---------|-------|-------|-----|-----|------|
| Craig Janney     | 84          | 24 | 82 | 106 | -4  | 12  | 8   | 0   | 6  | 0   | 137 | 17.5 | Lee Norwood      | 32       | 3     | 7   | 10  | -5  | 63   | 2       | 0     | 0     | 0   | 36  | 8.3  |
| Brett Hull       | 80          | 54 | 47 | 101 | -27 | 41  | 29  | 0   | 2  | 1   | 390 | 13.8 | Basil McRae      | (TB.) 14 | 2     | 3   | 5   | -3  | 71   | 1       | 0     | 0     | 0   | 23  | 8.7  |
| Brendan Shanahan | 71          | 51 | 43 | 94  | 10  | 174 | 18  | 0   | 8  | 0   | 232 | 22.0 | (STL) 33         | 1        | 3     | 4   | -13 | 98  | 1    | 0       | 0     | 0     | 22  | 4.5 |      |
| Jeff Brown       | 71          | 25 | 53 | 78  | -6  | 58  | 12  | 2   | 3  | 0   | 220 | 11.4 | (TOTALS) 47      | 3        | 6     | 9   | -16 | 169 | 2    | 0       | 0     | 0     | 45  | 6.7 |      |
| Nelson Emerson   | 82          | 22 | 51 | 73  | 2   | 62  | 5   | 2   | 4  | 0   | 196 | 11.2 | Bret Hedican     | 42       | 0     | 8   | 8   | -2  | 30   | 0       | 0     | 0     | 0   | 40  | .0   |
| Kevin Miller     | (WAS) 10    | 0  | 3  | 3   | -4  | 35  | 0   | 0   | 0  | 0   | 10  | .0   | Kelly Chase      | 49       | 2     | 5   | 7   | -9  | 204  | 0       | 0     | 0     | 0   | 28  | 7.1  |
|                  | (STL) 72    | 24 | 22 | 46  | 6   | 65  | 8   | 3   | 4  | 2   | 153 | 15.7 | Vitali Prokhorov | 26       | 4     | 1   | 5   | -4  | 15   | 0       | 0     | 1     | 0   | 21  | 19.0 |
|                  | (TOTALS) 82 | 24 | 25 | 49  | 2   | 100 | 8   | 3   | 4  | 2   | 163 | 14.7 | Dave Mackey      | 15       | 1     | 4   | 5   | -3  | 23   | 0       | 0     | 0     | 0   | 17  | 5.9  |
| Doug Crossman    | (TB.) 40    | 8  | 21 | 29  | -4  | 18  | 2   | 0   | 1  | 0   | 54  | 14.8 | Murray Baron     | 53       | 2     | 2   | 4   | -5  | 59   | 0       | 0     | 1     | 0   | 42  | 4.8  |
|                  | (STL) 19    | 2  | 7  | 9   | -3  | 10  | 2   | 0   | 0  | 0   | 24  | 8.3  | Kevin Miehm      | 8        | 1     | 3   | 4   | 1   | 4    | 0       | 0     | 0     | 0   | 5   | 20.0 |
|                  | (TOTALS) 59 | 10 | 28 | 38  | -7  | 28  | 4   | 0   | 1  | 0   | 78  | 12.8 | Curt Giles       | 48       | 0     | 4   | 4   | -2  | 40   | 0       | 0     | 0     | 0   | 23  | .0   |
| Rich Sutter      | 84          | 13 | 14 | 27  | -4  | 100 | 0   | 2   | 1  | 0   | 148 | 8.8  | Denny Felsner    | 6        | 0     | 3   | 3   | 4   | 2    | 0       | 0     | 0     | 0   | 4   | .0   |
| Ron Sutter       | 59          | 12 | 15 | 27  | -11 | 99  | 4   | 0   | 3  | 0   | 90  | 13.3 | Curtis Joseph    | 68       | 0     | 2   | 2   | E   | 8    | 0       | 0     | 0     | 0   | 0   | .0   |
| Igor Korolev     | 74          | 4  | 23 | 27  | -1  | 20  | 2   | 0   | 0  | 0   | 76  | 5.3  | Dan Laperriere   | 5        | 0     | 1   | 1   | -3  | 0    | 0       | 0     | 0     | 0   | 7   | .0   |
| Bobby Bassen     | 53          | 9  | 10 | 19  | E   | 63  | 0   | 1   | 0  | 0   | 61  | 14.8 | Vitali Karamnov  | 7        | 0     | 1   | 1   | -2  | 0    | 0       | 0     | 0     | 0   | 7   | .0   |
| Ron Wilson       | 78          | 8  | 11 | 19  | -8  | 44  | 0   | 3   | 1  | 0   | 75  | 10.7 | Guy Hebert       | 24       | 0     | 0   | 0   | E   | 2    | 0       | 0     | 0     | 0   | 0   | .0   |
| Garth Butcher    | 84          | 5  | 10 | 15  | E   | 211 | 0   | 0   | 2  | 0   | 83  | 6.0  |                  |          |       |     |     |     |      |         |       |       |     |     |      |
| Rick Zombo       | 71          | 0  | 15 | 15  | -2  | 78  | 0   | 0   | 0  | 0   | 43  | .0   | GOALTENDER       | GP       | MIN   | GA  | ENG | SO  | AVG  | W-L-T   | SHOTS | SPCTG |     |     |      |
| Dave Lowry       | 58          | 5  | 8  | 13  | -18 | 101 | 0   | 0   | 0  | 0   | 59  | 8.5  | Curtis Joseph    | 68       | 3,890 | 196 | 7   | 1   | 3.02 | 29-28-9 | 2,202 | .911  |     |     |      |
| Philippe Bozon   | 54          | 6  | 12 | 13  | -3  | 55  | 0   | 0   | 0  | 0   | 90  | 6.7  | Guy Hebert       | 24       | 1,210 | 74  | 1   | 1   | 3.67 | 8-8-2   | 630   | .883  |     |     |      |
| Stephane Quintal | 75          | 1  | 10 | 11  | -6  | 100 | 0   | 1   | 0  | 0   | 81  | 1.2  |                  |          |       |     |     |     |      |         |       |       |     |     |      |



## 1991-1992 (36-33-11, 83 pts, 3rd Norris Division)

| #  | DATE  | VERSUS         | SCORE  | RECORD    | #  | DATE | VERSUS         | SCORE  | RECORD     |
|----|-------|----------------|--------|-----------|----|------|----------------|--------|------------|
| 1  | 10/5  | @ New Jersey   | 2-7    | L 0-1-0   | 41 | 1/6  | @ Toronto      | 2-3 OT | L 18-16-7  |
| 2  | 10/7  | @ Toronto      | 0-3    | L 0-2-0   | 42 | 1/8  | @ NY Rangers   | 5-3    | W 19-16-7  |
| 3  | 10/10 | EDMONTON       | 3-2 OT | W 1-2-0   | 43 | 1/9  | @ New Jersey   | 3-4    | L 19-17-7  |
| 4  | 10/12 | SAN JOSE       | 6-3    | W 2-2-0   | 44 | 1/11 | @ NY Islanders | 6-3    | W 20-17-7  |
| 5  | 10/15 | TORONTO        | 5-1    | W 3-2-0   | 45 | 1/14 | WASHINGTON     | 1-6    | L 20-18-7  |
| 6  | 10/17 | @ Detroit      | 3-6    | L 3-3-0   | 46 | 1/16 | MONTREAL       | 6-6    | T 20-18-8  |
| 7  | 10/19 | CHICAGO        | 4-4    | T 3-3-1   | 47 | 1/21 | BUFFALO        | 5-4    | W 21-18-8  |
| 8  | 10/20 | @ Chicago      | 4-1    | W 4-3-1   | 48 | 1/23 | LOS ANGELES    | 5-6    | L 21-19-8  |
| 9  | 10/24 | BOSTON         | 6-5    | W 5-3-1   | 49 | 1/25 | VANCOUVER      | 0-1 OT | L 21-20-8  |
| 10 | 10/26 | CALGARY        | 2-2    | T 5-3-2   | 50 | 1/28 | @ Los Angeles  | 3-3    | T 21-20-9  |
| 11 | 10/28 | @ Toronto      | 1-1    | T 5-3-3   | 51 | 1/30 | @ San Jose     | 4-2    | W 22-20-9  |
| 12 | 10/30 | @ Edmonton     | 2-2    | T 5-3-4   | 52 | 2/1  | @ Pittsburgh   | 1-4    | L 22-21-9  |
| 13 | 11/1  | @ Vancouver    | 3-2    | W 6-3-4   | 53 | 2/2  | @ Philadelphia | 1-5    | L 22-22-9  |
| 14 | 11/3  | @ Winnipeg     | 3-3    | T 6-3-5   | 54 | 2/6  | NEW JERSEY     | 4-1    | W 23-22-9  |
| 15 | 11/5  | PHILADELPHIA   | 3-4    | L 6-4-5   | 55 | 2/8  | CHICAGO        | 1-3    | L 23-23-9  |
| 16 | 11/7  | @ Detroit      | 3-10   | L 6-5-5   | 56 | 2/11 | LOS ANGELES    | 3-2    | W 24-23-9  |
| 17 | 11/9  | HARTFORD       | 3-4    | L 6-6-5   | 57 | 2/13 | BOSTON         | 4-0    | W 25-23-9  |
| 18 | 11/10 | @ Detroit      | 4-6    | L 6-7-5   | 58 | 2/15 | CALGARY        | 7-2    | W 26-23-9  |
| 19 | 11/14 | WINNIPEG       | 2-1 OT | W 7-7-5   | 59 | 2/17 | @ Detroit      | 3-5    | L 26-24-9  |
| 20 | 11/16 | MINNESOTA      | 5-3    | W 8-7-5   | 60 | 2/19 | @ Winnipeg     | 4-3    | W 27-24-9  |
| 21 | 11/17 | @ Chicago      | 1-5    | L 8-8-5   | 61 | 2/22 | TORONTO        | 4-3    | W 28-24-9  |
| 22 | 11/20 | TORONTO        | 5-2    | W 9-8-5   | 62 | 2/23 | @ Chicago      | 2-4    | L 28-25-9  |
| 23 | 11/23 | NY RANGERS     | 0-3    | L 9-9-5   | 63 | 2/25 | @ Hartford     | 5-2    | W 29-25-9  |
| 24 | 11/28 | QUEBEC         | 5-2    | W 10-9-5  | 64 | 2/27 | WASHINGTON     | 7-3    | W 30-25-9  |
| 25 | 11/30 | DETROIT        | 7-3    | W 11-9-5  | 65 | 2/29 | DETROIT        | 2-3    | L 30-26-9  |
| 26 | 12/3  | @ Minnesota    | 3-3    | T 11-9-6  | 66 | 3/2  | @ Vancouver    | 5-3    | W 31-26-9  |
| 27 | 12/4  | @ Minnesota    | 2-5    | L 11-10-6 | 67 | 3/6  | @ Edmonton     | 3-5    | L 31-27-9  |
| 28 | 12/7  | PITTSBURGH     | 6-1    | W 12-10-6 | 68 | 3/7  | @ Calgary      | 1-5    | L 31-28-9  |
| 29 | 12/10 | @ NY Islanders | 7-7    | T 12-10-7 | 69 | 3/10 | MINNESOTA      | 5-2    | W 32-28-9  |
| 30 | 12/11 | @ Buffalo      | 6-3    | W 13-10-7 | 70 | 3/12 | DETROIT        | 4-5    | L 32-29-9  |
| 31 | 12/14 | @ Quebec       | 4-2    | W 14-10-7 | 71 | 3/14 | NY RANGERS     | 0-6    | L 32-30-9  |
| 32 | 12/16 | @ Montreal     | 2-4    | L 14-11-7 | 72 | 3/17 | @ Washington   | 4-6    | L 32-31-9  |
| 33 | 12/19 | SAN JOSE       | 4-0    | W 15-11-7 | 73 | 3/19 | @ Boston       | 4-1    | W 33-31-9  |
| 34 | 12/21 | NY ISLANDERS   | 6-2    | W 16-11-7 | 74 | 3/21 | @ Montreal     | 3-3    | T 33-31-10 |
| 35 | 12/22 | @ Chicago      | 2-5    | L 16-12-7 | 75 | 3/23 | @ Toronto      | 2-3    | L 33-32-10 |
| 36 | 12/26 | CHICAGO        | 3-1    | W 17-12-7 | 76 | 3/26 | HARTFORD       | 7-2    | W 34-32-10 |
| 37 | 12/28 | @ Minnesota    | 2-5    | L 17-13-7 | 77 | 3/28 | TORONTO        | 2-3    | L 34-33-10 |
| 38 | 12/31 | @ Buffalo      | 3-4    | L 17-14-7 | 78 | 4/12 | @ Minnesota    | 1-1    | T 34-33-11 |
| 39 | 1/2   | MINNESOTA      | 6-2    | W 18-14-7 | 79 | 4/14 | CHICAGO        | 5-3    | W 35-33-11 |
| 40 | 1/4   | DETROIT        | 2-6    | L 18-15-7 | 80 | 4/16 | MINNESOTA      | 5-3    | W 36-33-11 |

| PLAYER           | GP       | G  | A  | TP  | +   | -   | PIM | PPG | SHG | GWG | G/G | S    | PCTG           | PLAYER | GP | G  | A  | TP | +   | -  | PIM | PPG | SHG | GWG  | G/G   | S | PCTG |
|------------------|----------|----|----|-----|-----|-----|-----|-----|-----|-----|-----|------|----------------|--------|----|----|----|----|-----|----|-----|-----|-----|------|-------|---|------|
| Brett Hull       | 73       | 70 | 39 | 109 | -2  | 48  | 20  | 5   | 9   | 1   | 408 | 17.2 | Lee Norwood    | (HFD)  | 6  | 0  | 0  | 0  | 0   | 16 | 0   | 0   | 0   | 1    | .0    |   |      |
| Craig Janney     | (BOS)    | 53 | 12 | 39  | 51  | 1   | 20  | 3   | 0   | 1   | 90  | 13.3 | (STL)          | 44     | 3  | 11 | 14 | 14 | 94  | 1  | 0   | 1   | 0   | 51   | 5.9   |   |      |
|                  | (STL)    | 25 | 6  | 30  | 36  | 5   | 2   | 3   | 0   | 1   | 37  | 16.2 | (TOTALS)       | 50     | 3  | 11 | 14 | 14 | 110 | 1  | 0   | 1   | 0   | 52   | 5.8   |   |      |
| Brendan Shanahan | (TOTALS) | 78 | 18 | 69  | 87  | 6   | 22  | 6   | 2   | 0   | 127 | 14.2 | Murray Baron   | 67     | 3  | 8  | 11 | -3 | 94  | 0  | 0   | 0   | 0   | 55   | 5.5   |   |      |
| Adam Oates       | 80       | 33 | 36 | 69  | -3  | 171 | 13  | 0   | 2   | 2   | 215 | 15.3 | Curtis Joseph  | 60     | 0  | 9  | 9  | 0  | 12  | 0  | 0   | 0   | 0   | 0    | .0    |   |      |
| Nelson Emerson   | 54       | 10 | 59 | 69  | -4  | 12  | 3   | 0   | 3   | 1   | 118 | 8.5  | Philippe Bozon | 9      | 1  | 3  | 4  | 5  | 4   | 0  | 0   | 0   | 0   | 19   | 5.3   |   |      |
| Jeff Brown       | 79       | 23 | 36 | 59  | -5  | 66  | 3   | 0   | 2   | 0   | 143 | 16.1 | Darin Kimble   | 46     | 1  | 3  | 4  | -3 | 166 | 0  | 0   | 0   | 0   | 12   | 8.3   |   |      |
| Ron Sutter       | 80       | 20 | 39 | 59  | 8   | 38  | 10  | 2   | 1   | 2   | 124 | 9.3  | Kelly Chase    | 46     | 1  | 2  | 3  | -6 | 264 | 0  | 0   | 0   | 0   | 29   | 3.4   |   |      |
| Dave Christian   | 68       | 19 | 27 | 46  | 9   | 91  | 5   | 4   | 1   | 1   | 106 | 17.9 | Curt Giles     | 13     | 1  | 2  | -3 | 8  | 0   | 0  | 0   | 0   | 4   | 25.0 |       |   |      |
| Paul Cavallini   | 78       | 20 | 24 | 42  | 2   | 41  | 1   | 3   | 3   | 0   | 142 | 14.1 | Jason Marshall | 2      | 1  | 0  | 1  | 0  | 4   | 0  | 0   | 0   | 0   | 2    | 50.0  |   |      |
| Bob Bassen       | 66       | 10 | 25 | 35  | 7   | 95  | 3   | 1   | 2   | 1   | 164 | 6.1  | Bret Hedican   | 4      | 1  | 0  | 1  | 1  | 0   | 0  | 0   | 0   | 0   | 1    | 100.0 |   |      |
| Ron Wilson       | 79       | 7  | 25 | 32  | 12  | 167 | 0   | 0   | 1   | 0   | 101 | 6.9  | Dave Mackey    | 19     | 1  | 0  | 1  | -4 | 49  | 0  | 0   | 1   | 0   | 12   | 8.3   |   |      |
| Rich Sutter      | 64       | 12 | 17 | 29  | 10  | 46  | 5   | 2   | 2   | 0   | 100 | 12.0 | Denny Felsner  | 3      | 0  | 1  | 1  | 0  | 0   | 0  | 0   | 0   | 0   | 2    | .0    |   |      |
| Dave Lowry       | 77       | 9  | 16 | 25  | 7   | 107 | 0   | 1   | 3   | 0   | 113 | 8.0  | Dominic Lavoie | 6      | 0  | 1  | -3 | 10 | 0   | 0  | 0   | 0   | 0   | 11   | .0    |   |      |
| Garth Butcher    | 75       | 7  | 13 | 20  | -11 | 77  | 0   | 0   | 1   | 0   | 85  | 8.2  | Guy Hebert     | 13     | 0  | 1  | 1  | 0  | 0   | 0  | 0   | 0   | 0   | 0    | .0    |   |      |
| Stephane Quintal | 68       | 5  | 15 | 20  | 5   | 189 | 0   | 0   | 0   | 0   | 50  | 10.0 | Rob Robinson   | 22     | 0  | 1  | 1  | -4 | 8   | 0  | 0   | 0   | 0   | 9    | .0    |   |      |
| Rick Zombo       | (BOS)    | 49 | 4  | 10  | 14  | -8  | 77  | 0   | 0   | 0   | 52  | 7.7  | Ron Hoover     | 1      | 0  | 0  | 0  | 0  | 0   | 0  | 0   | 0   | 0   | 1    | .0    |   |      |
| Michel Mongeau   | (STL)    | 26 | 0  | 6   | 6   | -3  | 32  | 0   | 0   | 0   | 19  | .0   | Randy Skarda   | 1      | 0  | 0  | 0  | 0  | 0   | 0  | 0   | 0   | 0   | 0    | .0    |   |      |
|                  | (TOTALS) | 75 | 4  | 16  | 20  | -11 | 109 | 0   | 0   | 0   | 71  | 5.6  | Pat Jablonski  | 10     | 0  | 0  | 0  | 4  | 0   | 0  | 0   | 0   | 0   | 0    | .0    |   |      |
|                  | (DET)    | 3  | 0  | 0   | 0   | -3  | 15  | 0   | 0   | 0   | 1   | .0   |                |        |    |    |    |    |     |    |     |     |     |      |       |   |      |
|                  | (STL)    | 64 | 3  | 15  | 18  | 4   | 46  | 0   | 0   | 0   | 47  | 6.4  |                |        |    |    |    |    |     |    |     |     |     |      |       |   |      |
|                  | (TOTALS) | 67 | 3  | 15  | 18  | 1   | 61  | 0   | 0   | 0   | 48  | 6.3  |                |        |    |    |    |    |     |    |     |     |     |      |       |   |      |

# Team & Individual Results, Records & Stats

1990-1991 (47-22-11, 105 pts, 2nd Norris Division)

| #  | DATE  | VERSUS        | SCORE    | RECORD  | #  | DATE | VERSUS         | SCORE    | RECORD   |
|----|-------|---------------|----------|---------|----|------|----------------|----------|----------|
| 1  | 10/4  | @ Minnesota   | 3-2 W    | 1-0-0   | 41 | 1/5  | NY RANGERS     | 2-3OT L  | 22-13-6  |
| 2  | 10/6  | CHICAGO       | 2-5 L    | 1-1-0   | 42 | 1/8  | @ New Jersey   | 5-3 W    | 23-13-6  |
| 3  | 10/9  | PITTSBURGH    | 4-3 W    | 2-1-0   | 43 | 1/9  | @ NY Rangers   | 3-2 W    | 24-13-6  |
| 4  | 10/12 | @ Vancouver   | 0-4 L    | 2-2-0   | 44 | 1/12 | @ Quebec       | 4-4 T    | 24-13-7  |
| 5  | 10/14 | @ Los Angeles | 1-4 L    | 2-3-0   | 45 | 1/13 | @ Montreal     | 3-1 W    | 25-13-7  |
| 6  | 10/16 | @ Edmonton    | 5-2 W    | 3-3-0   | 46 | 1/15 | WASHINGTON     | 7-3 W    | 26-13-7  |
| 7  | 10/18 | @ Calgary     | 4-3 W    | 4-3-0   | 47 | 1/17 | MONTREAL       | 2-4 L    | 26-14-7  |
| 8  | 10/20 | MINNESOTA     | 2-2 T    | 4-3-1   | 48 | 1/22 | @ Minnesota    | 3-7 L    | 26-15-7  |
| 9  | 10/24 | @ Toronto     | 8-3 W    | 5-3-1   | 49 | 1/25 | @ Detroit      | 9-4 W    | 27-15-7  |
| 10 | 10/25 | TORONTO       | 8-5 W    | 6-3-1   | 50 | 1/26 | DETROIT        | 5-4 OT W | 28-15-7  |
| 11 | 10/27 | MONTREAL      | 3-0 W    | 7-3-1   | 51 | 1/29 | BUFFALO        | 8-3 W    | 29-15-7  |
| 12 | 10/30 | @ Detroit     | 5-2 W    | 8-3-1   | 52 | 1/31 | HARTFORD       | 5-3 OT W | 30-15-7  |
| 13 | 11/1  | @ Boston      | 2-3 OT L | 8-4-1   | 53 | 2/2  | NEW JERSEY     | 4-4 W    | 31-15-7  |
| 14 | 11/3  | @ Hartford    | 4-1 W    | 9-4-1   | 54 | 2/4  | @ Toronto      | 5-6 OT L | 31-16-7  |
| 15 | 11/6  | EDMONTON      | 2-1 W    | 10-4-1  | 55 | 2/6  | @ Buffalo      | 5-4 OT W | 32-16-7  |
| 16 | 11/8  | @ Pittsburgh  | 3-2 W    | 11-4-1  | 56 | 2/9  | LOS ANGELES    | 5-4 W    | 33-16-7  |
| 17 | 11/10 | DETROIT       | 6-1 W    | 12-4-1  | 57 | 2/12 | @ Edmonton     | 4-2 W    | 34-16-7  |
| 18 | 11/13 | QUEBEC        | 4-2 W    | 13-4-1  | 58 | 2/14 | @ Vancouver    | 3-2 W    | 35-16-7  |
| 19 | 11/17 | @ Minnesota   | 3-2 W    | 14-4-1  | 59 | 2/17 | @ Calgary      | 4-7 L    | 35-17-7  |
| 20 | 11/18 | @ Winnipeg    | 3-4 L    | 14-5-1  | 60 | 2/19 | TORONTO        | 3-2 W    | 36-17-7  |
| 21 | 11/20 | WINNIPEG      | 4-2 W    | 15-5-1  | 61 | 2/21 | NY ISLANDERS   | 7-2 W    | 37-17-7  |
| 22 | 11/23 | @ Detroit     | 3-5 L    | 15-6-1  | 62 | 2/23 | BOSTON         | 9-2 W    | 38-17-7  |
| 23 | 11/24 | VANCOUVER     | 3-3 T    | 15-6-2  | 63 | 2/24 | @ Chicago      | 2-6 L    | 38-18-7  |
| 24 | 11/27 | TORONTO       | 3-4 L    | 15-7-2  | 64 | 2/26 | CHICAGO        | 3-1 W    | 39-18-7  |
| 25 | 11/29 | LOS ANGELES   | 4-4 T    | 15-7-3  | 65 | 2/28 | NY RANGERS     | 4-4 T    | 39-18-8  |
| 26 | 12/1  | NEW JERSEY    | 1-4 L    | 15-8-3  | 66 | 3/2  | @ Philadelphia | 4-4 T    | 39-18-9  |
| 27 | 12/2  | @ Chicago     | 2-3 L    | 15-9-3  | 67 | 3/5  | @ Hartford     | 4-1 W    | 40-18-9  |
| 28 | 12/7  | @ Detroit     | 6-3 W    | 16-9-3  | 68 | 3/7  | @ Boston       | 5-5 T    | 40-18-10 |
| 29 | 12/8  | DETROIT       | 2-1 W    | 17-9-3  | 69 | 3/9  | CALGARY        | 4-8 L    | 40-19-10 |
| 30 | 12/11 | WINNIPEG      | 3-3 T    | 17-9-4  | 70 | 3/10 | DETROIT        | 1-4 L    | 40-20-10 |
| 31 | 12/13 | MINNESOTA     | 4-2 W    | 18-9-4  | 71 | 3/14 | MINNESOTA      | 2-2 T    | 40-20-11 |
| 32 | 12/15 | @ Toronto     | 4-2 W    | 19-9-4  | 72 | 3/16 | CHICAGO        | 2-3 L    | 40-21-11 |
| 33 | 12/16 | @ Buffalo     | 5-3 W    | 20-9-4  | 73 | 3/17 | @ Chicago      | 4-6 L    | 40-22-11 |
| 34 | 12/20 | WASHINGTON    | 3-3 T    | 20-9-5  | 74 | 3/19 | @ Washington   | 2-1 W    | 41-22-11 |
| 35 | 12/22 | CHICAGO       | 5-0 W    | 21-9-5  | 75 | 3/21 | @ Philadelphia | 4-1 W    | 42-22-11 |
| 36 | 12/26 | @ Chicago     | 6-6 T    | 21-9-6  | 76 | 3/23 | @ NY Islanders | 3-2 W    | 43-22-11 |
| 37 | 12/27 | @ Toronto     | 4-6 L    | 21-10-6 | 77 | 3/25 | @ Minnesota    | 5-4 W    | 44-22-11 |
| 38 | 12/29 | PHILADELPHIA  | 1-3 L    | 21-11-6 | 78 | 3/28 | NY ISLANDERS   | 3-0 W    | 45-22-11 |
| 39 | 12/31 | @ Pittsburgh  | 3-4 L    | 21-12-6 | 79 | 3/30 | TORONTO        | 5-2 W    | 46-22-11 |
| 40 | 1/3   | QUEBEC        | 8-7 W    | 22-12-6 | 80 | 3/31 | MINNESOTA      | 2-1 W    | 47-22-11 |

| PLAYER            | GP       | G  | A  | TP  | +  | -   | PIM | PPG | SHG | GWG | G/S | PCTG | PLAYER            | GP             | G           | A         | TP         | +         | -          | PIM          | PPG          | SHG          | GWG | G/S   | PCTG |
|-------------------|----------|----|----|-----|----|-----|-----|-----|-----|-----|-----|------|-------------------|----------------|-------------|-----------|------------|-----------|------------|--------------|--------------|--------------|-----|-------|------|
| Brett Hull        | 78       | 86 | 45 | 131 | 23 | 22  | 29  | 0   | 11  | 1   | 389 | 22.1 | Darin Kimble      | (QUE)          | 35          | 2         | 5          | 7         | -5         | 114          | 0            | 0            | 0   | 14    | 14.3 |
| Adam Oates        | 61       | 25 | 90 | 115 | 15 | 29  | 3   | 1   | 3   | 0   | 139 | 18.0 | (STL)             | 26             | 1           | 1         | 2          | 2         | 128        | 0            | 0            | 1            | 14  | 7.1   |      |
| Dan Quinn         | (VAN)    | 64 | 18 | 31  | 49 | -28 | 46  | 8   | 0   | 3   | 1   | 157  | 11.5              | (TOTALS)       | 61          | 3         | 6          | 9         | -3         | 242          | 0            | 0            | 1   | 28    | 10.7 |
|                   | (STL)    | 14 | 4  | 7   | 11 | -5  | 20  | 4   | 0   | 2   | 26  | 15.4 | Tom Tilley        | 22             | 2           | 4         | 6          | 5         | 4          | 0            | 0            | 0            | 28  | 7.1   |      |
|                   | (TOTALS) | 78 | 22 | 38  | 60 | -33 | 66  | 12  | 0   | 5   | 1   | 183  | 12.0              | Harold Snepsts | 54          | 1         | 4          | 5         | 3          | 50           | 0            | 1            | 0   | 33    | 3.0  |
| Jeff Brown        | 67       | 12 | 47 | 59  | 4  | 39  | 6   | 1   | 0   | 2   | 176 | 6.8  | Rick Meagher      | 24             | 3           | 1         | 4          | 0         | 6          | 0            | 0            | 0            | 21  | 14.3  |      |
| Geoff Courtnall   | 66       | 27 | 30 | 57  | 19 | 56  | 9   | 0   | 6   | 0   | 216 | 12.5 | Dominic Lavoie    | 6              | 1           | 2         | 3          | 4         | 2          | 0            | 0            | 0            | 11  | 9.1   |      |
| Rod Brind'Amour   | 78       | 17 | 32 | 49  | 2  | 93  | 4   | 0   | 3   | 0   | 169 | 10.1 | David Bruce       | 12             | 1           | 2         | 3          | 1         | 14         | 0            | 0            | 0            | 23  | 4.3   |      |
| Scott Stevens     | 78       | 5  | 44 | 49  | 23 | 150 | 1   | 0   | 1   | 0   | 160 | 3.1  | Nelson Emerson    | 4              | 0           | 3         | 3          | -2        | 2          | 0            | 0            | 0            | 3   | .0    |      |
| Dave Lowry        | 79       | 19 | 21 | 40  | 19 | 168 | 0   | 2   | 5   | 0   | 123 | 15.4 | Michel Mongeau    | 7              | 1           | 1         | 2          | 1         | 0          | 1            | 0            | 0            | 13  | 7.7   |      |
| Ron Wilson        | 73       | 10 | 27 | 37  | -1 | 54  | 1   | 2   | 1   | 0   | 101 | 9.9  | Vince Riendeau    | 44             | 0           | 2         | 2          | 0         | 0          | 0            | 0            | 0            | 0   | .0    |      |
| Paul Cavallini    | 67       | 10 | 25 | 35  | 19 | 89  | 3   | 0   | 0   | 0   | 116 | 8.6  | Kelly Chase       | 2              | 1           | 0         | 1          | 1         | 15         | 0            | 1            | 0            | 1   | 100.0 |      |
| Gino Cavallini    | 78       | 8  | 27 | 35  | 4  | 81  | 3   | 0   | 2   | 0   | 131 | 6.1  | Pat Jablonski     | 8              | 0           | 1         | 1          | 0         | 0          | 0            | 0            | 0            | 0   | .0    |      |
| Bob Bassen        | 79       | 16 | 18 | 34  | 17 | 183 | 0   | 2   | 1   | 0   | 117 | 13.7 | Curtis Joseph     | 30             | 0           | 1         | 1          | 0         | 0          | 0            | 0            | 0            | 0   | .0    |      |
| Rich Sutter       | 77       | 16 | 11 | 27  | 6  | 122 | 0   | 2   | 2   | 0   | 130 | 12.3 | Dave Thominson    | 3              | 0           | 0         | 0          | -3        | 0          | 0            | 0            | 0            | 0   | .0    |      |
| Garth Butcher     | (VAN)    | 69 | 6  | 12  | 18 | -18 | 257 | 1   | 0   | 1   | 70  | 8.6  | <b>GOALTENDER</b> | <b>GP</b>      | <b>MINS</b> | <b>GA</b> | <b>ENG</b> | <b>SO</b> | <b>AVG</b> | <b>W-L-T</b> | <b>SHOTS</b> | <b>SPCTG</b> |     |       |      |
|                   | (STL)    | 13 | 0  | 4   | 4  | 32  | 0   | 0   | 0   | 0   | 5   | .0   | Vince Riendeau    | 44             | 2,671       | 134       | 1          | 3         | 3.01       | 29-9-6       | 1,241        | .892         |     |       |      |
|                   | (TOTALS) | 82 | 6  | 16  | 22 | -14 | 289 | 1   | 0   | 1   | 75  | 8.0  | Pat Jablonski     | 8              | 492         | 25        | 1          | 0         | 3.05       | 2-3-3        | 228          | .890         |     |       |      |
| Glen Featherstone | 68       | 5  | 15 | 20  | 19 | 204 | 1   | 0   | 1   | 0   | 59  | 8.5  | Curtis Joseph     | 30             | 1,710       | 89        | 0          | 0         | 3.12       | 16-10-2      | 874          | .898         |     |       |      |
| Paul MacLean      | 37       | 6  | 11 | 17  | -2 | 24  | 0   | 0   | 2   | 0   | 53  | 11.3 |                   |                |             |           |            |           |            |              |              |              |     |       |      |
| Mario Marois      | 64       | 2  | 14 | 16  | 17 | 81  | 0   | 0   | 0   | 0   | 59  | 3.4  |                   |                |             |           |            |           |            |              |              |              |     |       |      |
| Steve Tuttle      | 20       | 3  | 6  | 9   | 2  | 2   | 0   | 0   | 0   | 0   | 16  | 18.8 |                   |                |             |           |            |           |            |              |              |              |     |       |      |



## 1989-1990 (37-34-9, 83 pts, 2nd Norris Division)

| #  | DATE  | VERSUS         | SCORE    | RECORD  | #  | DATE | VERSUS         | SCORE    | RECORD  |
|----|-------|----------------|----------|---------|----|------|----------------|----------|---------|
| 1  | 10/5  | @ Chicago      | 8-3 W    | 1-0-0   | 41 | 1/4  | PHILADELPHIA   | 5-4 OT W | 17-18-6 |
| 2  | 10/7  | TORONTO        | 5-8 L    | 1-1-0   | 42 | 1/6  | NY RANGERS     | 4-3 W    | 18-18-6 |
| 3  | 10/12 | @ Minnesota    | 0-3 L    | 1-2-0   | 43 | 1/9  | @ Los Angeles  | 4-3 W    | 19-18-6 |
| 4  | 10/14 | CHICAGO        | 2-1 W    | 2-2-0   | 44 | 1/12 | @ Vancouver    | 5-2 W    | 20-18-6 |
| 5  | 10/18 | @ Pittsburgh   | 9-3 W    | 3-2-0   | 45 | 1/14 | @ Winnipeg     | 5-6 L    | 20-19-6 |
| 6  | 10/19 | DETROIT        | 3-4 L    | 3-3-0   | 46 | 1/16 | CALGARY        | 2-5 L    | 20-20-6 |
| 7  | 10/21 | LOS ANGELES    | 4-6 L    | 3-4-0   | 47 | 1/18 | TORONTO        | 1-4 L    | 20-21-6 |
| 8  | 10/24 | @ Philadelphia | 1-6 L    | 3-5-0   | 48 | 1/23 | @ Detroit      | 6-3 W    | 21-21-6 |
| 9  | 10/26 | MINNESOTA      | 4-1 W    | 4-5-0   | 49 | 1/25 | HARTFORD       | 3-2 W    | 22-21-6 |
| 10 | 10/28 | WASHINGTON     | 1-0 W    | 5-5-0   | 50 | 1/27 | WINNIPEG       | 3-3 T    | 22-21-7 |
| 11 | 10/31 | @ Washington   | 1-1 T    | 5-5-1   | 51 | 1/30 | @ NY Islanders | 2-1 W    | 23-21-7 |
| 12 | 11/1  | @ Hartford     | 5-3 W    | 6-5-1   | 52 | 1/31 | @ NY Rangers   | 2-2 T    | 23-21-8 |
| 13 | 11/4  | @ Quebec       | 5-2 W    | 7-5-1   | 53 | 2/3  | DETROIT        | 4-2 W    | 24-21-8 |
| 14 | 11/6  | @ Montreal     | 3-3 T    | 7-5-2   | 54 | 2/6  | TORONTO        | 6-4 W    | 25-21-8 |
| 15 | 11/9  | MONTREAL       | 1-1 T    | 7-5-3   | 55 | 2/7  | @ Toronto      | 1-7 L    | 25-22-8 |
| 16 | 11/11 | PITTSBURGH     | 8-3 W    | 8-5-3   | 56 | 2/10 | NEW JERSEY     | 7-0 W    | 26-22-8 |
| 17 | 11/15 | @ Toronto      | 2-5 L    | 8-6-3   | 57 | 2/11 | BUFFALO        | 4-2 W    | 27-22-8 |
| 18 | 11/16 | @ Detroit      | 7-2 W    | 9-6-3   | 58 | 2/13 | @ Minnesota    | 2-1 OT W | 28-22-8 |
| 19 | 11/18 | @ Minnesota    | 0-3 L    | 9-7-3   | 59 | 2/15 | QUEBEC         | 9-2 W    | 29-22-8 |
| 20 | 11/21 | MINNESOTA      | 7-4 W    | 10-7-3  | 60 | 2/17 | DETROIT        | 6-1 W    | 30-22-8 |
| 21 | 11/23 | @ Winnipeg     | 5-2 W    | 11-7-3  | 61 | 2/20 | CHICAGO        | 3-8 L    | 30-23-8 |
| 22 | 11/25 | CALGARY        | 3-3 T    | 11-7-4  | 62 | 2/22 | PHILADELPHIA   | 4-7 L    | 30-24-8 |
| 23 | 11/28 | BOSTON         | 1-5 L    | 11-8-4  | 63 | 2/24 | @ Quebec       | 6-1 W    | 31-24-8 |
| 24 | 11/30 | HARTFORD       | 3-5 L    | 11-9-4  | 64 | 2/25 | @ Montreal     | 5-6 OT L | 31-25-8 |
| 25 | 12/2  | @ Boston       | 2-1 W    | 12-9-4  | 65 | 2/27 | BUFFALO        | 4-1 W    | 32-25-8 |
| 26 | 12/3  | @ Buffalo      | 3-4 L    | 12-10-4 | 66 | 3/1  | @ Chicago      | 6-4 W    | 33-25-8 |
| 27 | 12/5  | @ Detroit      | 2-2 T    | 12-10-5 | 67 | 3/3  | NY ISLANDERS   | 5-4 W    | 34-25-8 |
| 28 | 12/7  | TORONTO        | 2-5 L    | 12-11-5 | 68 | 3/6  | @ New Jersey   | 1-2 L    | 34-26-8 |
| 29 | 12/9  | VANCOUVER      | 6-4 W    | 13-11-5 | 69 | 3/8  | @ Detroit      | 2-3 L    | 34-27-8 |
| 30 | 12/11 | @ Toronto      | 1-3 L    | 13-12-5 | 70 | 3/10 | CHICAGO        | 2-2 T    | 34-27-9 |
| 31 | 12/13 | @ NY Rangers   | 3-1 W    | 14-12-5 | 71 | 3/11 | @ Chicago      | 6-4 W    | 35-27-9 |
| 32 | 12/16 | EDMONTON       | 3-3 T    | 14-12-6 | 72 | 3/13 | @ Washington   | 4-1 W    | 36-27-9 |
| 33 | 12/18 | @ Toronto      | 3-6 L    | 14-13-6 | 73 | 3/15 | VANCOUVER      | 5-6 OT L | 36-28-9 |
| 34 | 12/20 | @ Chicago      | 6-9 L    | 14-14-6 | 74 | 3/17 | DETROIT        | 3-4 OT L | 36-29-9 |
| 35 | 12/23 | @ New Jersey   | 2-3 L    | 14-15-6 | 75 | 3/19 | @ Calgary      | 2-5 L    | 36-30-9 |
| 36 | 12/26 | CHICAGO        | 8-3 W    | 15-15-6 | 76 | 3/21 | @ Edmonton     | 6-8 L    | 36-31-9 |
| 37 | 12/28 | @ NY Islanders | 2-3 L    | 15-16-6 | 77 | 3/24 | @ Los Angeles  | 3-9 L    | 36-32-9 |
| 38 | 12/30 | MINNESOTA      | 3-2 W    | 16-16-6 | 78 | 3/27 | BOSTON         | 0-3 L    | 36-33-9 |
| 39 | 12/31 | @ Minnesota    | 1-2 OT L | 16-17-6 | 79 | 3/29 | PITTSBURGH     | 5-4 W    | 37-33-9 |
| 40 | 1/2   | EDMONTON       | 4-6 L    | 16-18-6 | 80 | 3/31 | MINNESOTA      | 3-6 L    | 37-34-9 |

| PLAYER            | GP       | G  | A  | TP  | +   | -   | PIM | PPG | SHG | GWG | G/G | S    | PCTG           | PLAYER         | GP    | G   | A   | TP | +    | -       | PIM   | PPG   | SHG | GWG | G/G | S    | PCTG |
|-------------------|----------|----|----|-----|-----|-----|-----|-----|-----|-----|-----|------|----------------|----------------|-------|-----|-----|----|------|---------|-------|-------|-----|-----|-----|------|------|
| Brett Hull        | 80       | 72 | 41 | 113 | -1  | 24  | 27  | 0   | 12  | 0   | 385 | 18.7 |                | Harold Snepsts | (VAN) | 39  | 1   | 3  | 4    | 3       | 26    | 1     | 0   | 1   | 0   | 13   | 7.7  |
| Adam Oates        | 80       | 23 | 79 | 102 | 9   | 30  | 6   | 2   | 3   | 1   | 168 | 13.7 |                | (STL)          | 7     | 0   | 1   | 1  | -4   | 10      | 0     | 0     | 0   | 0   | 2   | .0   |      |
| Peter Zezel       | 73       | 25 | 47 | 72  | -9  | 30  | 7   | 0   | 3   | 0   | 158 | 15.8 |                | (TOTALS)       | 46    | 1   | 4   | 5  | -1   | 36      | 1     | 0     | 1   | 0   | 15  | 6.7  |      |
| Paul MacLean      | 78       | 34 | 33 | 67  | 2   | 100 | 12  | 0   | 6   | 1   | 141 | 24.1 |                | Randy Skarda   | 25    | 0   | 5   | 5  | 2    | 11      | 0     | 0     | 0   | 0   | 8   | .0   |      |
| Rod Brind'Amour   | 79       | 26 | 35 | 61  | 23  | 46  | 10  | 0   | 1   | 1   | 160 | 16.3 |                | Tom Tilley     | 34    | 0   | 5   | 5  | 10   | 6       | 0     | 0     | 0   | 0   | 19  | .0   |      |
| Sergio Momesso    | 79       | 24 | 32 | 56  | -15 | 199 | 4   | 0   | 4   | 1   | 182 | 13.2 |                | Kelly Chase    | 43    | 1   | 3   | 4  | -1   | 244     | 0     | 0     | 0   | 0   | 9   | 11.1 |      |
| Jeff Brown        | (QUE)    | 29 | 6  | 10  | 16  | -14 | 18  | 2   | 0   | 3   | 0   | 104  | 5.8            | Dave Thominson | 19    | 1   | 2   | 3  | -4   | 12      | 0     | 0     | 0   | 0   | 17  | 5.9  |      |
|                   | (STL)    | 48 | 10 | 28  | 38  | -12 | 37  | 6   | 1   | 0   | 0   | 180  | 5.6            | Dominic Lavoie | 13    | 1   | 1   | 2  | -5   | 16      | 1     | 0     | 0   | 0   | 20  | 5.0  |      |
|                   | (TOTALS) | 77 | 16 | 38  | 54  | -26 | 55  | 8   | 1   | 3   | 0   | 284  | 5.6            | Robert Dirio   | 37    | 1   | 2   | 9  | 9    | 128     | 0     | 0     | 0   | 0   | 14  | 7.1  |      |
| Paul Cavallini    | 80       | 8  | 39 | 47  | 38  | 106 | 2   | 1   | 0   | 0   | 135 | 5.9  | Keith Osborne  | 5              | 0     | 2   | 2   | -2 | 8    | 0       | 0     | 0     | 0   | 4   | .0  |      |      |
| Gino Cavallini    | 80       | 15 | 15 | 30  | -8  | 77  | 1   | 0   | 4   | 0   | 134 | 11.2 | Jim Vesey      | 6              | 0     | 1   | 1   | -3 | 0    | 0       | 0     | 0     | 0   | 3   | .0  |      |      |
| Dave Lowry        | 78       | 19 | 6  | 25  | 1   | 75  | 0   | 2   | 1   | 1   | 98  | 19.4 | Herb Raglan    | 11             | 0     | 1   | 1   | -5 | 21   | 0       | 0     | 0     | 0   | 13  | .0  |      |      |
| Rick Meagher      | 76       | 8  | 17 | 25  | 4   | 47  | 0   | 2   | 1   | 0   | 99  | 8.1  | Curtis Joseph  | 15             | 0     | 1   | 1   | 0  | 0    | 0       | 0     | 0     | 0   | 0   | 0   | .0   |      |
| Steve Tuttle      | 71       | 12 | 10 | 22  | -6  | 4   | 1   | 1   | 1   | 0   | 92  | 13.0 | Dave Richter   | 2              | 0     | 0   | 0   | -2 | 0    | 0       | 0     | 0     | 0   | 3   | .0  |      |      |
| Rich Sutter       | (VAN)    | 62 | 9  | 18  | -1  | 133 | 0   | 1   | 1   | 1   | 100 | 9.0  | Pat Jablonski  | 4              | 0     | 0   | 0   | 0  | 0    | 0       | 0     | 0     | 0   | 0   | 0   | .0   |      |
|                   | (STL)    | 12 | 2  | 0   | -2  | 22  | 0   | 0   | 0   | 0   | 22  | 9.1  | Tony Twist     | 28             | 0     | 0   | 0   | -2 | 124  | 0       | 0     | 0     | 0   | 0   | 2   | .0   |      |
|                   | (TOTALS) | 74 | 11 | 9   | 20  | -3  | 155 | 0   | 1   | 1   | 122 | 9.0  | Vince Riendeau | 43             | 0     | 0   | 0   | 0  | 6    | 0       | 0     | 0     | 0   | 0   | 0   | .0   |      |
| Ron Wilson        | 33       | 3  | 17 | 20  | 5   | 23  | 1   | 0   | 1   | 0   | 40  | 7.5  |                |                |       |     |     |    |      |         |       |       |     |     |     |      |      |
| Gordie Roberts    | 75       | 3  | 14 | 17  | -12 | 140 | 0   | 0   | 0   | 0   | 56  | 5.4  | GOALTENDER     | GP             | MINS  | GA  | ENG | SO | AVG  | W-L-T   | SHOTS | SPCTG |     |     |     |      |      |
| Mike Lalor        | 78       | 0  | 16 | 16  | -6  | 81  | 0   | 0   | 0   | 0   | 79  | 0.0  | Curtis Joseph  | 15             | 852   | 48  | 0   | 0  | 3.38 | 9-5-1   | 435   | .890  |     |     |     |      |      |
| Glen Featherstone | 58       | 0  | 12 | 12  | -1  | 145 | 0   | 0   | 0   | 0   | 34  | .0   | Vince Riendeau | 43             | 2,551 | 149 | 2   | 1  | 3.50 | 17-19-5 | 1,271 | .883  |     |     |     |      |      |
| Michel Mongeau    | 7        | 1  | 5  | 6   | 4   | 2   | 0   | 0   | 0   | 0   | 2   | 50.0 | Pat Jablonski  | 4              | 208   | 17  | 0   | 0  | 4.90 | 0-3-0   | 98    | .827  |     |     |     |      |      |

# Team & Individual Results, Records & Stats

1988-1989 (33-35-12, 78 pts, 2nd Norris Division)

| #  | DATE  | VERSUS         | SCORE    | RECORD  | #  | DATE | VERSUS         | SCORE   | RECORD   |
|----|-------|----------------|----------|---------|----|------|----------------|---------|----------|
| 1  | 10/6  | @ Minnesota    | 8-3 W    | 1-0-0   | 41 | 1/7  | PHILADELPHIA   | 7-4 W   | 15-19-7  |
| 2  | 10/8  | NY RANGERS     | 2-4 L    | 1-1-0   | 42 | 1/12 | @ Los Angeles  | 4-7 L   | 15-20-7  |
| 3  | 10/12 | @ Toronto      | 4-2 W    | 2-1-0   | 43 | 1/15 | @ Vancouver    | 1-2 L   | 15-21-7  |
| 4  | 10/14 | @ Detroit      | 8-8 OT T | 2-1-1   | 44 | 1/17 | LOS ANGELES    | 5-2 W   | 16-21-7  |
| 5  | 10/15 | @ Pittsburgh   | 2-9 L    | 2-2-1   | 45 | 1/19 | NY RANGERS     | 0-5 L   | 16-22-7  |
| 6  | 10/20 | CHICAGO        | 2-0 W    | 3-2-1   | 46 | 1/21 | CHICAGO        | 4-2 W   | 17-22-7  |
| 7  | 10/22 | BOSTON         | 2-5 L    | 3-3-1   | 47 | 1/25 | @ Hartford     | 3-3 T   | 17-22-8  |
| 8  | 10/27 | PITTSBURGH     | 4-3 W    | 4-3-1   | 48 | 1/26 | @ Boston       | 2-4 L   | 17-23-8  |
| 9  | 10/29 | TORONTO        | 3-2 W    | 5-3-1   | 49 | 1/28 | WASHINGTON     | 4-4 T   | 17-23-9  |
| 10 | 11/2  | @ Edmonton     | 4-5 L    | 5-4-1   | 50 | 1/31 | WINNIPEG       | 5-3 W   | 18-23-9  |
| 11 | 11/3  | @ Calgary      | 1-6 L    | 5-5-1   | 51 | 2/2  | BUFFALO        | 7-3 W   | 19-23-9  |
| 12 | 11/5  | @ Quebec       | 5-2 W    | 6-5-1   | 52 | 2/3  | @ Pittsburgh   | 3-3 T   | 19-23-10 |
| 13 | 11/7  | @ Montreal     | 3-3 T    | 6-5-2   | 53 | 2/5  | @ Chicago      | 5-4 W   | 20-23-10 |
| 14 | 11/10 | MINNESOTA      | 5-5 T    | 6-5-3   | 54 | 2/9  | CALGARY        | 3-5 L   | 20-24-10 |
| 15 | 11/12 | QUEBEC         | 4-3 W    | 7-5-3   | 55 | 2/11 | NY ISLANDERS   | 5-0 W   | 21-24-10 |
| 16 | 11/15 | NEW JERSEY     | 2-4 L    | 7-6-3   | 56 | 2/12 | @ Buffalo      | 2-5 L   | 21-25-10 |
| 17 | 11/17 | @ Philadelphia | 3-1 W    | 8-6-3   | 57 | 2/14 | WASHINGTON     | 3-5 L   | 21-26-10 |
| 18 | 11/19 | VANCOUVER      | 2-3 L    | 8-7-3   | 58 | 2/16 | @ NY Islanders | 3-7 L   | 21-27-10 |
| 19 | 11/21 | @ Toronto      | 0-4 L    | 8-8-3   | 59 | 2/18 | MONTREAL       | 2-4 L   | 21-28-10 |
| 20 | 11/24 | EDMONTON       | 2-4 L    | 8-9-3   | 60 | 2/21 | @ Vancouver    | 0-2 L   | 21-29-10 |
| 21 | 11/26 | WINNIPEG       | 4-4 T    | 8-9-4   | 61 | 2/24 | @ Calgary      | 3-4 L   | 21-30-10 |
| 22 | 11/29 | @ Washington   | 3-4 L    | 8-10-4  | 62 | 2/25 | @ Edmonton     | 3-5 L   | 21-31-10 |
| 23 | 12/1  | NY ISLANDERS   | 8-0 W    | 9-10-4  | 63 | 2/27 | @ Toronto      | 7-5 W   | 22-31-10 |
| 24 | 12/3  | TORONTO        | 3-0 W    | 10-10-4 | 64 | 3/2  | LOS ANGELES    | 6-4 W   | 23-31-10 |
| 25 | 12/6  | MINNESOTA      | 3-0 W    | 11-10-4 | 65 | 3/4  | DETROIT        | 4-50T L | 23-32-10 |
| 26 | 12/8  | MONTREAL       | 1-5 L    | 11-11-4 | 66 | 3/5  | @ Chicago      | 3-3 T   | 23-32-11 |
| 27 | 12/10 | @ Minnesota    | 3-1 W    | 12-11-4 | 67 | 3/7  | NEW JERSEY     | 6-2 W   | 24-32-11 |
| 28 | 12/11 | @ Chicago      | 2-5 L    | 12-12-4 | 68 | 3/9  | TORONTO        | 4-1 W   | 25-32-11 |
| 29 | 12/13 | @ New Jersey   | 3-4 L    | 12-13-4 | 69 | 3/11 | MINNESOTA      | 2-2 T   | 25-32-12 |
| 30 | 12/15 | HARTFORD       | 3-3 T    | 12-13-5 | 70 | 3/12 | @ Minnesota    | 3-5 L   | 25-33-12 |
| 31 | 12/17 | CHICAGO        | 4-0 W    | 13-13-5 | 71 | 3/14 | CHICAGO        | 3-2 W   | 26-33-12 |
| 32 | 12/19 | @ Toronto      | 3-4 L    | 13-14-5 | 72 | 3/16 | @ Philadelphia | 4-30T W | 27-33-12 |
| 33 | 12/20 | @ Detroit      | 3-6 L    | 13-15-5 | 73 | 3/18 | DETROIT        | 3-2 W   | 28-33-12 |
| 34 | 12/22 | DETROIT        | 4-4 T    | 13-15-6 | 74 | 3/20 | @ NY Rangers   | 4-7 L   | 28-34-12 |
| 35 | 12/26 | @ Chicago      | 4-1 W    | 14-15-6 | 75 | 3/22 | @ Buffalo      | 2-1 W   | 29-34-12 |
| 36 | 12/28 | @ Winnipeg     | 2-6 L    | 14-16-6 | 76 | 3/25 | @ Hartford     | 0-4 L   | 29-35-12 |
| 37 | 12/30 | MINNESOTA      | 5-5 T    | 14-16-7 | 77 | 3/27 | @ Detroit      | 3-2 W   | 30-35-12 |
| 38 | 12/31 | @ Minnesota    | 2-6 L    | 14-17-7 | 78 | 3/30 | QUEBEC         | 4-30T W | 31-35-12 |
| 39 | 1/2   | @ Boston       | 7-8 L    | 14-18-7 | 79 | 4/1  | TORONTO        | 4-30T W | 32-35-12 |
| 40 | 1/4   | @ Detroit      | 2-4 L    | 14-19-7 | 80 | 4/2  | DETROIT        | 4-2 W   | 33-35-12 |

| PLAYER         | GP          | G  | A  | TP | +   | -   | PIM | PPG | SHG | GWG | G/G | S    | PCTG              | PLAYER | GP    | G   | A   | TP  | +    | -       | PIM   | PPG   | SHG | GWG | S    | PCTG |
|----------------|-------------|----|----|----|-----|-----|-----|-----|-----|-----|-----|------|-------------------|--------|-------|-----|-----|-----|------|---------|-------|-------|-----|-----|------|------|
| Brett Hull     | 78          | 41 | 43 | 84 | -17 | 33  | 16  | 0   | 6   | 1   | 305 | 13.4 | Doug Evans        | 53     | 7     | 12  | 19  | 3   | 81   | 0       | 1     | 0     | 1   | 48  | 14.6 |      |
| Peter Zehl     | (PHI) 26    | 4  | 13 | 17 | -13 | 15  | 0   | 0   | 0   | 0   | 34  | 11.8 | Herb Raglan       | 50     | 7     | 10  | 17  | -8  | 144  | 0       | 0     | 1     | 0   | 86  | 8.1  |      |
|                | (STL) 52    | 17 | 36 | 53 | -1  | 27  | 5   | 1   | 4   | 0   | 115 | 14.8 | Gaston Gingras    | 52     | 3     | 10  | 13  | 1   | 6    | 2       | 0     | 0     | 0   | 98  | 3.1  |      |
|                | (TOTALS) 78 | 21 | 49 | 70 | -14 | 42  | 5   | 1   | 4   | 0   | 149 | 14.1 | Todd Ewen         | 34     | 4     | 5   | 9   | 4   | 171  | 0       | 0     | 0     | 0   | 22  | 18.2 |      |
| Bernie Federko | 66          | 22 | 45 | 67 | -20 | 54  | 9   | 0   | 6   | 2   | 115 | 19.1 | Craig Cove        | 41     | 0     | 7   | 7   | 3   | 127  | 0       | 0     | 0     | 0   | 15  | .0   |      |
| Cliff Ronning  | 64          | 24 | 31 | 55 | 3   | 18  | 16  | 0   | 1   | 0   | 150 | 16.0 | Dave Lowry        | 21     | 3     | 3   | 6   | 1   | 11   | 0       | 1     | 0     | 0   | 22  | 13.6 |      |
| Greg Paslawski | 75          | 26 | 52 | 8  | 18  | 8   | 0   | 0   | 3   | 0   | 179 | 14.5 | Dave Richter      | 66     | 1     | 5   | 6   | -21 | 99   | 0       | 0     | 0     | 0   | 23  | 4.3  |      |
| Tony Hrkac     | 70          | 17 | 28 | 45 | -10 | 8   | 5   | 0   | 1   | 0   | 133 | 12.8 | Jim Vesey         | 5      | 1     | 1   | 2   | -1  | 7    | 0       | 0     | 0     | 0   | 5   | 20.0 |      |
| Gino Cavallini | 74          | 20 | 23 | 43 | 2   | 79  | 1   | 0   | 4   | 1   | 153 | 13.1 | Glen Featherstone | 18     | 0     | 2   | 2   | -3  | 22   | 0       | 0     | 0     | 0   | 9   | .0   |      |
| Tony McKegney  | 71          | 25 | 17 | 42 | -1  | 58  | 7   | 0   | 2   | 0   | 154 | 16.2 | Robert Dirk       | 9      | 0     | 1   | 1   | -3  | 11   | 0       | 0     | 0     | 0   | 7   | .0   |      |
| Brian Benning  | 66          | 8  | 26 | 34 | -23 | 102 | 3   | 0   | 0   | 0   | 91  | 8.8  | Vincent Riendeau  | 32     | 0     | 1   | 1   | 0   | 4    | 0       | 0     | 0     | 0   | 0   | .0   |      |
| Rick Meagher   | 78          | 15 | 14 | 29 | 9   | 53  | 0   | 1   | 1   | 0   | 109 | 13.8 | Dominic Lavoie    | 1      | 0     | 0   | 0   | 2   | 0    | 0       | 0     | 0     | 0   | 1   | .0   |      |
| Sergio Momesso | 53          | 9  | 17 | 26 | -1  | 139 | 0   | 0   | 0   | 0   | 81  | 11.1 | Tim Bothwell      | 22     | 0     | 0   | 0   | 4   | 14   | 0       | 0     | 0     | 0   | 10  | .0   |      |
| Gordie Roberts | 77          | 2  | 24 | 26 | 7   | 90  | 0   | 0   | 0   | 0   | 52  | 3.8  | Greg Millen       | 52     | 0     | 0   | 0   | 4   | 0    | 0       | 0     | 0     | 0   | 0   | .0   |      |
| Steve Tuttle   | 53          | 13 | 12 | 25 | 3   | 6   | 0   | 1   | 3   | 0   | 82  | 15.9 |                   |        |       |     |     |     |      |         |       |       |     |     |      |      |
| Paul Cavallini | 65          | 4  | 20 | 24 | 25  | 128 | 0   | 0   | 0   | 0   | 93  | 4.3  |                   |        |       |     |     |     |      |         |       |       |     |     |      |      |
| Tom Tilley     | 70          | 1  | 22 | 23 | 1   | 47  | 0   | 0   | 0   | 0   | 77  | 1.3  |                   |        |       |     |     |     |      |         |       |       |     |     |      |      |
| Mike Lalor     | (MTL) 12    | 1  | 4  | 5  | -1  | 15  | 0   | 0   | 1   | 0   | 12  | 8.3  | GOALTENDER        | GP     | MIN   | GA  | ENG | SO  | AVG  | W-L-T   | SHOTS | SPCTG |     |     |      |      |
|                | (STL) 36    | 1  | 14 | 15 | 15  | 54  | 0   | 1   | 1   | 0   | 40  | 2.5  | Greg Millen       | 52     | 3,019 | 170 | 3   | 6   | 3.38 | 22-20-7 | 1,411 | 879   |     |     |      |      |
|                | (TOTALS) 48 | 2  | 18 | 20 | 14  | 69  | 0   | 0   | 2   | 0   | 52  | 3.8  | Vince Riendeau    | 32     | 1,842 | 108 | 4   | 0   | 3.52 | 11-15-5 | 836   | 870   |     |     |      |      |



# Team & Individual Results, Records & Stats

1986-1987 (32-33-15, 79 pts, 1st Norris Division)

| #  | DATE  | VERSUS         | SCORE | RECORD  | #  | DATE | VERSUS         | SCORE | RECORD   |
|----|-------|----------------|-------|---------|----|------|----------------|-------|----------|
| 1  | 10/9  | @ Los Angeles  | 4-3 W | 1-0-0   | 41 | 1/10 | @ Calgary      | 2-5 L | 16-19-6  |
| 2  | 10/11 | @ Vancouver    | 3-4 L | 1-1-0   | 42 | 1/12 | @ Minnesota    | 4-4 T | 16-19-7  |
| 3  | 10/14 | @ Toronto      | 1-1 T | 1-1-1   | 43 | 1/16 | LOS ANGELES    | 3-5 L | 16-20-7  |
| 4  | 10/18 | QUEBEC         | 4-3 W | 2-1-1   | 44 | 1/17 | LOS ANGELES    | 4-4 T | 16-20-8  |
| 5  | 10/22 | MINNESOTA      | 3-8 L | 2-2-1   | 45 | 1/21 | @ Toronto      | 2-4 L | 16-21-8  |
| 6  | 10/24 | @ Detroit      | 1-1 T | 2-2-2   | 46 | 1/23 | @ Detroit      | 3-4 L | 16-22-8  |
| 7  | 10/25 | DETROIT        | 1-3 L | 2-3-2   | 47 | 1/24 | DETROIT        | 5-3 W | 17-22-8  |
| 8  | 10/29 | NY RANGERS     | 7-2 W | 3-3-2   | 48 | 1/27 | MONTREAL       | 2-1 W | 18-22-8  |
| 9  | 11/1  | PITTSBURGH     | 3-3 T | 3-3-3   | 49 | 1/29 | TORONTO        | 4-2 W | 19-22-8  |
| 10 | 11/2  | CHICAGO        | 7-3 W | 4-3-3   | 50 | 1/31 | CHICAGO        | 4-4 T | 19-22-9  |
| 11 | 11/5  | @ Toronto      | 4-6 L | 4-4-3   | 51 | 2/3  | EDMONTON       | 2-4 L | 19-23-9  |
| 12 | 11/7  | @ Winnipeg     | 0-2 L | 4-5-3   | 52 | 2/5  | @ Calgary      | 2-1 W | 20-23-9  |
| 13 | 11/9  | @ Chicago      | 4-4 T | 4-5-4   | 53 | 2/6  | @ Vancouver    | 2-2 T | 20-23-10 |
| 14 | 11/12 | TORONTO        | 4-2 W | 5-5-4   | 54 | 2/8  | @ Edmonton     | 2-6 L | 20-24-10 |
| 15 | 11/15 | CHICAGO        | 4-3 W | 6-5-4   | 55 | 2/14 | PHILADELPHIA   | 2-4 L | 20-25-10 |
| 16 | 11/18 | @ Minnesota    | 4-3 W | 7-5-4   | 56 | 2/15 | @ Minnesota    | 2-3 L | 20-26-10 |
| 17 | 11/19 | MINNESOTA      | 7-5 W | 8-5-4   | 57 | 2/17 | VANCOUVER      | 3-4 L | 20-27-10 |
| 18 | 11/21 | @ Hartford     | 0-4 L | 8-6-4   | 58 | 2/19 | MINNESOTA      | 6-2 W | 21-27-10 |
| 19 | 11/22 | @ Boston       | 5-6 L | 8-7-4   | 59 | 2/21 | QUEBEC         | 4-3 W | 22-27-10 |
| 20 | 11/26 | NEW JERSEY     | 1-5 L | 8-8-4   | 60 | 2/24 | NY ISLANDERS   | 3-2 W | 23-27-10 |
| 21 | 11/28 | @ Detroit      | 2-1 W | 9-8-4   | 61 | 2/26 | @ Buffalo      | 3-4 L | 23-28-10 |
| 22 | 11/29 | DETROIT        | 2-4 L | 9-9-4   | 62 | 2/28 | @ NY Islanders | 3-3 T | 23-28-11 |
| 23 | 12/2  | @ Philadelphia | 1-7 L | 9-10-4  | 63 | 3/1  | @ Pittsburgh   | 5-5 T | 23-28-12 |
| 24 | 12/3  | @ Montreal     | 3-4 L | 9-11-4  | 64 | 3/3  | @ Toronto      | 4-3 W | 24-28-12 |
| 25 | 12/5  | @ Buffalo      | 6-5 W | 10-11-4 | 65 | 3/5  | WINNIPEG       | 1-1 T | 24-28-13 |
| 26 | 12/7  | TORONTO        | 5-3 W | 11-11-4 | 66 | 3/7  | DETROIT        | 5-3 W | 25-28-13 |
| 27 | 12/9  | @ Quebec       | 4-1 W | 12-11-4 | 67 | 3/9  | TORONTO        | 3-2 W | 26-28-13 |
| 28 | 12/10 | @ Hartford     | 2-6 L | 12-12-4 | 68 | 3/11 | @ Chicago      | 3-2 W | 27-28-13 |
| 29 | 12/13 | CHICAGO        | 4-4 T | 12-12-5 | 69 | 3/12 | @ Boston       | 4-6 L | 27-29-13 |
| 30 | 12/16 | MONTREAL       | 2-4 L | 12-13-5 | 70 | 3/14 | WASHINGTON     | 3-3 T | 27-29-14 |
| 31 | 12/18 | WINNIPEG       | 3-3 T | 12-13-6 | 71 | 3/18 | @ Pittsburgh   | 4-5 L | 27-30-14 |
| 32 | 12/20 | @ Washington   | 3-5 L | 12-14-6 | 72 | 3/21 | NEW JERSEY     | 6-7 L | 27-31-14 |
| 33 | 12/21 | @ Philadelphia | 6-7 L | 12-15-6 | 73 | 3/23 | @ Minnesota    | 8-5 W | 28-31-14 |
| 34 | 12/26 | @ Chicago      | 6-8 L | 12-16-6 | 74 | 3/25 | @ Chicago      | 4-4 T | 28-31-15 |
| 35 | 12/27 | NY RANGERS     | 3-2 W | 13-16-6 | 75 | 3/27 | @ NY Rangers   | 4-6 L | 28-32-15 |
| 36 | 12/30 | BOSTON         | 4-3 W | 14-16-6 | 76 | 3/29 | @ New Jersey   | 4-1 W | 29-32-15 |
| 37 | 1/3   | CALGARY        | 7-4 W | 15-16-6 | 77 | 3/31 | NY ISLANDERS   | 3-4 L | 29-33-15 |
| 38 | 1/5   | WASHINGTON     | 4-6 L | 15-17-6 | 78 | 4/2  | BUFFALO        | 5-3 W | 30-33-15 |
| 39 | 1/7   | HARTFORD       | 6-3 W | 16-17-6 | 79 | 4/4  | MINNESOTA      | 4-1 W | 31-33-15 |
| 40 | 1/9   | @ Edmonton     | 1-5 L | 16-18-6 | 80 | 4/5  | @ Detroit      | 3-2 W | 32-33-15 |

| PLAYER            | GP       | G  | A  | TP  | S   | PCTG | GW  | GT | PP | SH | PLAYER            | GP | G | A   | TP | S  | PCTG | GW | GT | PP | SH |
|-------------------|----------|----|----|-----|-----|------|-----|----|----|----|-------------------|----|---|-----|----|----|------|----|----|----|----|
| Doug Gilmour      | 80       | 42 | 63 | 105 | 207 | 20.3 | 2   | 1  | 17 | 1  | Bruce Bell        | 45 | 3 | 13  | 16 | 50 | 6.0  | 0  | 0  | 1  | 0  |
| Bernie Federko    | 64       | 20 | 52 | 72  | 130 | 15.4 | 3   | 0  | 9  | 0  | Doug Evans        | 53 | 3 | 134 | 16 | 51 | 5.9  | 0  | 0  | 0  | 0  |
| Mark Hunter       | 74       | 36 | 33 | 69  | 178 | 20.2 | 4   | 1  | 12 | 0  | Charlie Bourgeois | 66 | 2 | 12  | 4  | 54 | 3.7  | 1  | 0  | 0  | 0  |
| Greg Paslawski    | 76       | 29 | 35 | 64  | 204 | 14.2 | 7   | 4  | 6  | 1  | Jim Pavese        | 69 | 2 | 9   | 11 | 45 | 4.4  | 0  | 0  | 0  | 0  |
| Brian Benning     | 78       | 13 | 36 | 49  | 144 | 9.0  | 2   | 0  | 7  | 0  | Brian Sutter      | 14 | 3 | 3   | 6  | 22 | 13.6 | 0  | 1  | 3  | 0  |
| Gino Cavallini    | 80       | 18 | 26 | 44  | 161 | 11.2 | 2   | 0  | 4  | 0  | Michael Dark      | 13 | 2 | 0   | 2  | 4  | 50.0 | 0  | 0  | 0  | 0  |
| Rick Meagher      | 80       | 18 | 21 | 39  | 170 | 10.6 | 1   | 1  | 2  | 2  | Todd Ewen         | 23 | 2 | 0   | 2  | 11 | 18.2 | 0  | 0  | 0  | 0  |
| Rob Ramage        | 59       | 11 | 28 | 39  | 160 | 6.9  | 3   | 0  | 6  | 0  | Greg Millen       | 42 | 0 | 2   | 2  | 0  | .0   | 0  | 0  | 0  | 0  |
| Ron Flockhart     | 60       | 16 | 19 | 35  | 101 | 15.8 | 2   | 0  | 2  | 0  | Mike Posavad      | 2  | 0 | 0   | 0  | 0  | .0   | 0  | 0  | 0  | 0  |
| Doug Wickenheiser | 80       | 13 | 15 | 28  | 131 | 9.9  | 1   | 0  | 5  | 2  | Larry Trader      | 5  | 0 | 0   | 0  | 3  | .0   | 0  | 0  | 0  | 0  |
| Ric Nattress      | 73       | 6  | 22 | 28  | 133 | 4.5  | 0   | 0  | 2  | 0  | Rick Wamsley      | 41 | 0 | 0   | 0  | 0  | .0   | 0  | 0  | 0  | 0  |
| Cliff Ronning     | 42       | 11 | 14 | 25  | 68  | 6.2  | 2   | 0  | 2  | 0  |                   |    |   |     |    |    |      |    |    |    |    |
| Mark Reeds        | 68       | 9  | 16 | 25  | 106 | 8.5  | 0   | 0  | 1  | 0  |                   |    |   |     |    |    |      |    |    |    |    |
| Tim Bothwell      | (HFD)    | 4  | 1  | 0   | 1   | 33.3 | 0   | 0  | 0  | 0  |                   |    |   |     |    |    |      |    |    |    |    |
|                   | (STL)    | 72 | 5  | 16  | 21  | 75   | 6.7 | 1  | 0  | 0  |                   |    |   |     |    |    |      |    |    |    |    |
|                   | (TOTALS) | 76 | 6  | 16  | 22  | 78   | 7.7 | 1  | 0  | 0  |                   |    |   |     |    |    |      |    |    |    |    |
| Jocelyn Lemieux   | 53       | 10 | 8  | 18  | 48  | 20.8 | 1   | 1  | 1  | 0  |                   |    |   |     |    |    |      |    |    |    |    |
| Herb Raglan       | 62       | 6  | 10 | 16  | 58  | 10.3 | 0   | 0  | 0  | 0  |                   |    |   |     |    |    |      |    |    |    |    |

| GOALTENDER   | GP | MIN   | GA  | ENG | SO | AVG  | W-L-T   | SHOTS | SPCTG |
|--------------|----|-------|-----|-----|----|------|---------|-------|-------|
| Greg Millen  | 42 | 2,482 | 164 | 3   | 0  | 3.52 | 15-18-9 | 1,152 | .873  |
| Rick Wamsley | 41 | 2,410 | 142 | 2   | 0  | 3.54 | 17-15-6 | 1,212 | .883  |



## 1985-1986 (37-34-9, 83 pts, 3rd Norris Division)

| #  | DATE  | VERSUS         | SCORE | RECORD  | #  | DATE | VERSUS         | SCORE  | RECORD  |
|----|-------|----------------|-------|---------|----|------|----------------|--------|---------|
| 1  | 10/12 | @ Vancouver    | 4-3 W | 1-0-0   | 41 | 1/15 | TORONTO        | 10-1 W | 19-16-6 |
| 2  | 10/13 | @ Edmonton     | 3-6 L | 1-1-0   | 42 | 1/16 | @ Minnesota    | 3-4 L  | 19-17-6 |
| 3  | 10/16 | @ Calgary      | 2-1 W | 2-1-0   | 43 | 1/18 | PITTSBURGH     | 2-5 L  | 19-18-6 |
| 4  | 10/19 | NEW JERSEY     | 4-3 W | 3-1-0   | 44 | 1/21 | @ Los Angeles  | 3-6 L  | 19-19-6 |
| 5  | 10/22 | @ Minnesota    | 4-5 L | 3-2-0   | 45 | 1/23 | @ Los Angeles  | 4-3 W  | 20-19-6 |
| 6  | 10/23 | MINNESOTA      | 4-4 T | 3-2-1   | 46 | 1/25 | PHILADELPHIA   | 0-1 L  | 20-20-6 |
| 7  | 10/26 | NY ISLANDERS   | 2-5 L | 3-3-1   | 47 | 1/29 | EDMONTON       | 5-5 T  | 20-20-7 |
| 8  | 10/29 | @ Washington   | 3-6 L | 3-4-1   | 48 | 1/31 | @ Detroit      | 6-4 W  | 21-20-7 |
| 9  | 11/2  | DETROIT        | 5-5 T | 3-4-2   | 49 | 2/1  | DETROIT        | 4-3 W  | 22-20-7 |
| 10 | 11/3  | @ Winnipeg     | 4-3 W | 4-4-2   | 50 | 2/5  | NY RANGERS     | 4-3 W  | 23-20-7 |
| 11 | 11/6  | @ Detroit      | 2-4 L | 4-5-2   | 51 | 2/6  | @ Philadelphia | 3-4 L  | 23-21-7 |
| 12 | 11/8  | @ Buffalo      | 4-5 L | 4-6-2   | 52 | 2/8  | @ Toronto      | 2-3 L  | 23-22-7 |
| 13 | 11/9  | @ Toronto      | 2-2 T | 4-6-3   | 53 | 2/11 | HARTFORD       | 4-4 T  | 23-22-8 |
| 14 | 11/12 | TORONTO        | 4-3 W | 5-6-3   | 54 | 2/13 | MINNESOTA      | 5-3 W  | 24-22-8 |
| 15 | 11/14 | QUEBEC         | 5-3 W | 6-6-3   | 55 | 2/15 | BOSTON         | 5-1 W  | 25-22-8 |
| 16 | 11/16 | VANCOUVER      | 6-5 W | 7-6-3   | 56 | 2/16 | @ Chicago      | 2-4 L  | 25-23-8 |
| 17 | 11/20 | @ Winnipeg     | 1-3 L | 7-7-3   | 57 | 2/18 | DETROIT        | 5-4 W  | 26-23-8 |
| 18 | 11/21 | @ Minnesota    | 4-2 W | 8-7-3   | 58 | 2/20 | @ NY Rangers   | 2-3 L  | 26-24-8 |
| 19 | 11/23 | CHICAGO        | 3-7 L | 8-8-3   | 59 | 2/22 | @ Pittsburgh   | 5-3 W  | 27-24-8 |
| 20 | 11/26 | TORONTO        | 5-1 W | 9-8-3   | 60 | 2/23 | @ Hartford     | 8-2 W  | 28-24-8 |
| 21 | 11/29 | @ Detroit      | 3-5 L | 9-9-3   | 61 | 2/25 | CALGARY        | 1-4 L  | 28-25-8 |
| 22 | 11/30 | MINNESOTA      | 4-3 W | 10-9-3  | 62 | 3/1  | CHICAGO        | 6-3 W  | 29-25-8 |
| 23 | 12/4  | BUFFALO        | 3-6 L | 10-10-3 | 63 | 3/2  | @ Chicago      | 4-6 L  | 29-26-8 |
| 24 | 12/5  | @ Washington   | 2-3 L | 10-11-3 | 64 | 3/4  | @ Quebec       | 6-3 W  | 30-26-8 |
| 25 | 12/7  | DETROIT        | 5-4 W | 11-11-3 | 65 | 3/6  | @ Montreal     | 7-4 W  | 31-26-8 |
| 26 | 12/10 | EDMONTON       | 7-3 W | 12-11-3 | 66 | 3/8  | VANCOUVER      | 7-3 W  | 32-26-8 |
| 27 | 12/11 | @ Toronto      | 4-6 L | 12-12-3 | 67 | 3/9  | @ Chicago      | 2-4 L  | 32-27-8 |
| 28 | 12/14 | @ NY Islanders | 2-2 T | 12-12-4 | 68 | 3/11 | BUFFALO        | 3-2 W  | 33-27-8 |
| 29 | 12/15 | @ New Jersey   | 3-2 W | 13-12-4 | 69 | 3/13 | MINNESOTA      | 2-3 L  | 33-28-8 |
| 30 | 12/17 | WINNIPEG       | 8-6 W | 14-12-4 | 70 | 3/15 | WASHINGTON     | 4-5 L  | 33-29-8 |
| 31 | 12/20 | CALGARY        | 5-2 W | 15-12-4 | 71 | 3/17 | @ Minnesota    | 5-6 L  | 33-30-8 |
| 32 | 12/26 | CHICAGO        | 9-6 W | 16-12-4 | 72 | 3/19 | HARTFORD       | 2-5 L  | 33-31-8 |
| 33 | 12/28 | BOSTON         | 1-5 L | 16-13-4 | 73 | 3/20 | @ Detroit      | 3-2 W  | 34-31-8 |
| 34 | 12/31 | PITTSBURGH     | 4-8 L | 16-14-4 | 74 | 3/22 | MONTREAL       | 3-2 W  | 35-31-8 |
| 35 | 1/4   | PHILADELPHIA   | 2-1 W | 17-14-4 | 75 | 3/25 | @ NY Islanders | 2-0 W  | 36-31-8 |
| 36 | 1/6   | @ Montreal     | 2-9 L | 17-15-4 | 76 | 3/27 | @ New Jersey   | 0-1 L  | 36-32-8 |
| 37 | 1/7   | @ Quebec       | 4-7 L | 17-16-4 | 77 | 3/29 | @ Toronto      | 1-4 L  | 36-33-8 |
| 38 | 1/9   | @ Boston       | 7-2 W | 18-16-4 | 78 | 4/1  | TORONTO        | 2-2 T  | 36-33-9 |
| 39 | 1/11  | LOS ANGELES    | 4-4 T | 18-16-5 | 79 | 4/5  | CHICAGO        | 7-5 W  | 37-33-9 |
| 40 | 1/12  | @ NY Rangers   | 2-2 T | 18-16-5 | 80 | 4/6  | @ Chicago      | 1-3 L  | 37-34-9 |

| PLAYER            | GP       | G  | A  | TP  | S   | PCTG | GW | GT | PP | SH | PLAYER                  | GP        | G           | A         | TP         | S         | PCTG       | GW           | GT           | PP            | SH |
|-------------------|----------|----|----|-----|-----|------|----|----|----|----|-------------------------|-----------|-------------|-----------|------------|-----------|------------|--------------|--------------|---------------|----|
| Bernie Federko    | 80       | 34 | 68 | 102 | 167 | 20.4 | 2  | 0  | 16 | 0  | Charlie Bourgeois (CGY) | 29        | 5           | 5         | 10         | 30        | 16.7       | 0            | 0            | 0             | 0  |
| Mark Hunter       | 78       | 44 | 30 | 74  | 204 | 21.6 | 3  | 1  | 11 | 2  | (STL)                   | 31        | 2           | 7         | 9          | 34        | 5.9        | 1            | 0            | 1             | 0  |
| Ron Flockhart     | 79       | 22 | 45 | 67  | 199 | 11.1 | 3  | 1  | 5  | 2  | (TOTALS)                | 60        | 7           | 12        | 19         | 64        | 10.9       | 1            | 0            | 1             | 0  |
| Rob Ramage        | 77       | 10 | 56 | 66  | 227 | 4.4  | 2  | 0  | 7  | 0  | Jim Pavese              | 69        | 4           | 8         | 12         | 51        | 7.8        | 0            | 0            | 1             | 0  |
| Doug Gilmour      | 74       | 25 | 28 | 53  | 183 | 13.7 | 5  | 0  | 2  | 1  | Denis Cyr               | 31        | 3           | 4         | 7          | 21        | 14.3       | 0            | 0            | 0             | 0  |
| Dave Barr         | 72       | 13 | 38 | 51  | 106 | 12.3 | 2  | 1  | 0  | 0  | Kent Carlson            | 2         | 0           | 0         | 0          | 0         | 0.0        | 0            | 0            | 0             | 0  |
| Brian Sutter      | 44       | 19 | 23 | 42  | 92  | 20.7 | 1  | 1  | 8  | 0  | (MTL)                   | 2         | 0           | 0         | 0          | 14        | 14.3       | 0            | 0            | 0             | 0  |
| Eddy Beers        | (CGY)    | 33 | 11 | 10  | 21  | 8.3  | 1  | 0  | 4  | 0  | (STL)                   | 26        | 2           | 3         | 5          | 14        | 14.3       | 0            | 0            | 0             | 0  |
|                   | (STL)    | 24 | 7  | 11  | 18  | 5.3  | 1  | 0  | 4  | 0  | (TOTALS)                | 28        | 2           | 3         | 5          | 14        | 14.3       | 0            | 0            | 0             | 0  |
|                   | (TOTALS) | 57 | 18 | 21  | 39  | 13.6 | 1  | 0  | 8  | 0  | Normand Baron           | 23        | 2           | 0         | 2          | 13        | 15.4       | 0            | 0            | 0             | 0  |
| Kevin LaValle     | 64       | 18 | 20 | 38  | 129 | 14.0 | 2  | 1  | 7  | 0  | Doug Evans              | 13        | 1           | 0         | 1          | 12        | 8.3        | 0            | 0            | 0             | 0  |
| Mark Reeds        | 78       | 10 | 28 | 38  | 108 | 9.3  | 2  | 0  | 0  | 0  | Darrell May             | 3         | 0           | 1         | 1          | 0         | 0.0        | 0            | 0            | 0             | 0  |
| Greg Paslawski    | 56       | 22 | 11 | 33  | 158 | 14.7 | 2  | 0  | 1  | 1  | Greg Millen             | 36        | 0           | 1         | 1          | 0         | 0.0        | 0            | 0            | 0             | 0  |
| Rick Meagher      | 79       | 11 | 19 | 30  | 109 | 10.1 | 3  | 0  | 0  | 3  | Mike Posavad            | 6         | 0           | 0         | 0          | 2         | 0.0        | 0            | 0            | 0             | 0  |
| Lee Norwood       | 71       | 5  | 24 | 29  | 111 | 4.5  | 1  | 0  | 2  | 0  | Shawn Evans             | 7         | 0           | 0         | 0          | 1         | 0.0        | 0            | 0            | 0             | 0  |
| Gino Cavallini    | (CGY)    | 27 | 7  | 7   | 14  | 5.1  | 1  | 0  | 0  | 4  | Herb Raglan             | 7         | 0           | 0         | 0          | 4         | 0.0        | 0            | 0            | 0             | 0  |
|                   | (STL)    | 30 | 6  | 5   | 11  | 4.4  | 1  | 0  | 1  | 0  | Rick Wamsley            | 42        | 0           | 0         | 0          | 0         | 0.0        | 0            | 0            | 0             | 0  |
|                   | (TOTALS) | 57 | 13 | 12  | 25  | 9.5  | 1  | 0  | 5  | 0  | <b>GOALTENDER</b>       | <b>GP</b> | <b>MINS</b> | <b>GA</b> | <b>ENG</b> | <b>SO</b> | <b>AVG</b> | <b>W-L-T</b> | <b>SHOTS</b> | <b>SPECTG</b> |    |
| Rick Nattress     | 78       | 4  | 20 | 24  | 124 | 3.2  | 2  | 0  | 1  | 0  | Rick Wamsley            | 42        | 2,517       | 144       | 0          | 1         | 3.43       | 22-16-3      | 1,354        | .894          |    |
| Bruce Bell        | 75       | 2  | 18 | 20  | 96  | 2.1  | 0  | 0  | 2  | 0  | Greg Millen             | 36        | 2,166       | 129       | 5          | 1         | 3.57       | 14-16-6      | 1,140        | .886          |    |
| Doug Wickenheiser | 36       | 8  | 11 | 19  | 53  | 15.1 | 2  | 0  | 0  | 0  | Darrell May             | 3         | 184         | 13        | 0          | 0         | 4.24       | 1-2-0        | 86           | .849          |    |

# Team & Individual Results, Records & Stats

1984-1985 (37-31-12, 86 pts, 1st Norris Division)

| #  | DATE  | VERSUS         | SCORE  | RECORD    | #  | DATE | VERSUS       | SCORE  | RECORD     |
|----|-------|----------------|--------|-----------|----|------|--------------|--------|------------|
| 1  | 10/11 | @ Calgary      | 4-2    | W 1-0-0   | 41 | 1/12 | NY RANGERS   | 4-4 OT | T 17-17-7  |
| 2  | 10/12 | @ Edmonton     | 1-5    | L 1-1-0   | 42 | 1/16 | @ Minnesota  | 4-4 OT | T 17-17-8  |
| 3  | 10/14 | @ Los Angeles  | 5-2    | W 2-1-0   | 43 | 1/18 | @ Winnipeg   | 6-2    | W 18-17-8  |
| 4  | 10/17 | @ Chicago      | 3-4    | L 2-2-0   | 44 | 1/19 | @ Toronto    | 1-6    | L 18-18-8  |
| 5  | 10/20 | NEW JERSEY     | 8-3    | W 3-2-0   | 45 | 1/21 | @ Detroit    | 6-3    | W 19-18-8  |
| 6  | 10/24 | BOSTON         | 1-4    | L 3-3-0   | 46 | 1/25 | LOS ANGELES  | 6-3    | W 20-18-8  |
| 7  | 10/25 | @ Philadelphia | 2-7    | L 3-4-0   | 47 | 1/26 | LOS ANGELES  | 3-7    | L 20-19-8  |
| 8  | 10/27 | CHICAGO        | 4-5    | L 3-5-0   | 48 | 1/29 | WINNIPEG     | 6-6 OT | T 20-19-9  |
| 9  | 10/31 | TORONTO        | 6-5 OT | W 4-5-0   | 49 | 1/31 | DETROIT      | 3-2    | W 21-19-9  |
| 10 | 11/3  | CALGARY        | 5-2    | W 5-5-0   | 50 | 2/2  | CHICAGO      | 5-1    | W 22-19-9  |
| 11 | 11/6  | @ NY Islanders | 3-6    | L 5-6-0   | 51 | 2/3  | @ Chicago    | 6-4    | W 23-19-9  |
| 12 | 11/8  | @ Pittsburgh   | 6-2    | W 6-6-0   | 52 | 2/6  | VANCOUVER    | 4-0    | W 24-19-9  |
| 13 | 11/9  | @ Philadelphia | 0-6    | L 6-7-0   | 53 | 2/7  | @ Detroit    | 5-5 OT | T 24-19-10 |
| 14 | 11/11 | @ Boston       | 1-1 OT | T 6-7-1   | 54 | 2/9  | MINNESOTA    | 4-2    | W 25-19-10 |
| 15 | 11/14 | QUEBEC         | 3-7    | L 6-8-1   | 55 | 2/14 | TORONTO      | 5-3    | W 26-19-10 |
| 16 | 11/16 | QUEBEC         | 4-2    | W 7-8-1   | 56 | 2/16 | MINNESOTA    | 6-4    | W 27-19-10 |
| 17 | 11/20 | @ Vancouver    | 5-1    | W 8-8-1   | 57 | 2/19 | MONTREAL     | 2-5    | L 27-20-10 |
| 18 | 11/23 | @ Calgary      | 3-1    | W 9-8-1   | 58 | 2/20 | @ Detroit    | 2-3    | L 27-21-10 |
| 19 | 11/24 | @ Edmonton     | 6-7    | L 9-9-1   | 59 | 2/22 | @ Buffalo    | 4-1    | W 28-21-10 |
| 20 | 11/27 | @ Vancouver    | 6-1    | W 10-9-1  | 60 | 2/24 | @ Hartford   | 3-2    | W 29-21-10 |
| 21 | 11/30 | @ Detroit      | 5-3    | W 11-9-1  | 61 | 2/27 | BUFFALO      | 3-1    | W 30-21-10 |
| 22 | 12/1  | DETROIT        | 10-5   | W 12-9-1  | 62 | 3/2  | CHICAGO      | 4-4 OT | T 30-21-11 |
| 23 | 12/4  | WINNIPEG       | 2-2 OT | T 12-9-2  | 63 | 3/3  | @ Chicago    | 2-5    | L 30-22-11 |
| 24 | 12/5  | @ Pittsburgh   | 4-7    | L 12-10-2 | 64 | 3/5  | TORONTO      | 7-2    | W 31-22-11 |
| 25 | 12/8  | TORONTO        | 3-3 OT | T 12-10-3 | 65 | 3/7  | PITTSBURGH   | 5-1    | W 32-22-11 |
| 26 | 12/11 | WASHINGTON     | 3-3 OT | T 12-10-4 | 66 | 3/9  | @ Minnesota  | 1-4    | L 32-23-11 |
| 27 | 12/13 | @ New Jersey   | 4-4 OT | T 12-10-5 | 67 | 3/10 | DETROIT      | 6-2    | W 33-23-11 |
| 28 | 12/15 | EDMONTON       | 2-8    | L 12-11-5 | 68 | 3/12 | NY ISLANDERS | 5-6    | L 33-24-11 |
| 29 | 12/17 | @ Toronto      | 3-2    | W 13-11-5 | 69 | 3/16 | HARTFORD     | 0-5    | L 33-25-11 |
| 30 | 12/19 | MINNESOTA      | 4-1    | W 14-11-5 | 70 | 3/18 | @ Toronto    | 3-4 OT | L 33-26-11 |
| 31 | 12/22 | @ Washington   | 5-7    | L 14-12-5 | 71 | 3/20 | @ Hartford   | 2-3    | L 33-27-11 |
| 32 | 12/23 | @ Buffalo      | 2-3    | L 14-13-5 | 72 | 3/21 | @ Boston     | 1-1 OT | T 33-27-12 |
| 33 | 12/26 | CHICAGO        | 4-3    | W 15-13-5 | 73 | 3/23 | MINNESOTA    | 4-2    | W 34-27-12 |
| 34 | 12/29 | NY ISLANDERS   | 1-5    | L 15-14-5 | 74 | 3/27 | @ Toronto    | 2-4    | L 34-28-12 |
| 35 | 12/30 | @ NY Rangers   | 2-6    | L 15-15-5 | 75 | 3/28 | @ Montreal   | 1-5    | L 34-29-12 |
| 36 | 1/3   | MONTREAL       | 2-2 OT | T 15-15-6 | 76 | 3/30 | @ Quebec     | 1-3    | L 34-30-12 |
| 37 | 1/5   | PHILADELPHIA   | 3-6    | L 15-16-6 | 77 | 4/2  | NEW JERSEY   | 8-4    | W 35-30-12 |
| 38 | 1/6   | @ Chicago      | 3-2    | W 16-16-6 | 78 | 4/4  | NY RANGERS   | 4-5    | L 35-31-12 |
| 39 | 1/9   | WASHINGTON     | 2-4    | L 16-17-6 | 79 | 4/6  | @ Minnesota  | 4-3    | W 36-31-12 |
| 40 | 1/10  | @ Minnesota    | 5-3    | W 17-17-6 | 80 | 4/7  | DETROIT      | 6-5 OT | W 37-31-12 |

| PLAYER            | GP      | G  | A  | TP  | S   | PCTG | GW   | GT | PP | SH | PLAYER           | GP            | G  | A | TP | S  | PCTG | GW   | GT | PP | SH |   |
|-------------------|---------|----|----|-----|-----|------|------|----|----|----|------------------|---------------|----|---|----|----|------|------|----|----|----|---|
| Bernie Federko    | 76      | 30 | 73 | 103 | 174 | 17.2 | 3    | 0  | 6  | 0  | Luc Dufour       | (QUE)         | 30 | 2 | 3  | 5  | 18   | 11.1 | 0  | 0  | 0  | 0 |
| Joe Mullen        | 79      | 40 | 52 | 92  | 252 | 15.9 | 4    | 0  | 13 | 0  | (STL)            | 23            | 1  | 3 | 4  | 38 | 2.6  | 0    | 0  | 0  | 0  |   |
| Brian Sutter      | 77      | 37 | 38 | 75  | 181 | 20.4 | 7    | 0  | 14 | 0  | (TOTAL)          | 53            | 3  | 6 | 9  | 56 | 5.4  | 0    | 0  | 0  | 0  |   |
| Mark Johnson      | (HTFD)  | 49 | 19 | 28  | 47  | 107  | 17.8 | 2  | 0  | 10 | 0                | Denis Cyr     | 9  | 5 | 3  | 8  | 12   | 41.7 | 1  | 0  | 0  | 0 |
|                   | (STL)   | 17 | 4  | 6   | 10  | 36   | 11.1 | 0  | 0  | 2  | 0                | Jim Pavese    | 51 | 2 | 5  | 7  | 27   | 7.4  | 1  | 0  | 0  | 0 |
|                   | (TOTAL) | 66 | 23 | 34  | 57  | 143  | 16.1 | 2  | 0  | 12 | 0                | Terry Johnson | 74 | 0 | 7  | 7  | 41   | 0.0  | 0  | 0  | 0  | 0 |
| Doug Gilmour      | 78      | 21 | 36 | 57  | 162 | 13.0 | 3    | 3  | 3  | 1  | Dwight Schofield | 43            | 1  | 4 | 5  | 14 | 7.1  | 0    | 0  | 0  | 0  |   |
| Jorgen Pettersson | 75      | 23 | 32 | 55  | 180 | 12.8 | 3    | 1  | 8  | 0  | Brian Benning    | 4             | 0  | 2 | 2  | 1  | 0.0  | 0    | 0  | 0  | 0  |   |
| Doug Wickenheiser | 68      | 23 | 20 | 43  | 155 | 14.8 | 3    | 1  | 1  | 2  | Perry Ganchar    | 1             | 2  | 2 | 4  | 4  | 0.0  | 0    | 0  | 0  | 0  |   |
| Greg Paslawski    | 72      | 22 | 20 | 42  | 159 | 13.8 | 2    | 0  | 7  | 0  | Rick Wamsley     | 40            | 0  | 1 | 1  | 0  | 0.0  | 0    | 0  | 0  | 0  |   |
| Mark Reeds        | 80      | 9  | 30 | 39  | 98  | 9.2  | 4    | 0  | 0  | 1  | Greg Millen      | (HTFD)        | 44 | 0 | 0  | 0  | 0    | 0.0  | 0  | 0  | 0  | 0 |
| Rob Ramage        | 80      | 7  | 31 | 38  | 285 | 2.5  | 0    | 0  | 1  | 0  | (STL)            | 10            | 0  | 0 | 0  | 0  | 0.0  | 0    | 0  | 0  | 0  |   |
| Dave Barr         | 75      | 16 | 18 | 34  | 75  | 21.3 | 1    | 0  | 2  | 0  | (TOTAL)          | 54            | 0  | 0 | 0  | 0  | 0.0  | 0    | 0  | 0  | 0  |   |
| Kevin LaVallee    | 38      | 15 | 17 | 32  | 68  | 22.1 | 1    | 0  | 2  | 0  |                  |               |    |   |    |    |      |      |    |    |    |   |
| Craig Levie       | 61      | 6  | 23 | 29  | 94  | 6.4  | 1    | 0  | 2  | 0  |                  |               |    |   |    |    |      |      |    |    |    |   |
| Tim Bothwell      | 79      | 4  | 22 | 26  | 102 | 3.9  | 0    | 0  | 1  | 0  |                  |               |    |   |    |    |      |      |    |    |    |   |
| Rik Wilson        | 51      | 8  | 16 | 24  | 85  | 9.4  | 0    | 0  | 3  | 0  |                  |               |    |   |    |    |      |      |    |    |    |   |
| Pat Hickey        | 57      | 10 | 13 | 23  | 53  | 18.9 | 1    | 0  | 0  | 3  |                  |               |    |   |    |    |      |      |    |    |    |   |
| Perry Anderson    | 71      | 9  | 9  | 18  | 86  | 10.5 | 1    | 0  | 0  | 0  |                  |               |    |   |    |    |      |      |    |    |    |   |
| Gilbert Delorme   | 74      | 2  | 12 | 14  | 85  | 2.4  | 0    | 0  | 1  | 0  |                  |               |    |   |    |    |      |      |    |    |    |   |

| GOALTENDER   | GP | MINS | GA  | ENG | SO | AVG  | W-L-T   |
|--------------|----|------|-----|-----|----|------|---------|
| Rick Heinz   | 2  | 70   | 3   | 0   | 0  | 2.57 | 0-0-0   |
| Rick Wamsley | 40 | 2319 | 126 | 3   | 0  | 3.26 | 23-12-5 |
| Greg Millen  | 10 | 605  | 35  | 2   | 0  | 3.47 | 2-7-1   |
| Mike Liut    | 32 | 1869 | 119 | 0   | 1  | 3.82 | 12-16-6 |



## 1983-1984 (32-41-7, 71 pts, 2nd Norris Division)

| #  | DATE  | VERSUS        | SCORE  | RECORD    | #  | DATE | VERSUS         | SCORE  | RECORD    |
|----|-------|---------------|--------|-----------|----|------|----------------|--------|-----------|
| 1  | 10/4  | PITTSBURGH    | 5-3    | W 1-0-0   | 41 | 1/5  | @ Washington   | 1-5    | L 17-20-4 |
| 2  | 10/5  | @ Chicago     | 3-4    | L 1-1-0   | 42 | 1/7  | @ Montreal     | 0-5    | L 17-21-4 |
| 3  | 10/8  | CHICAGO       | 4-1    | W 2-1-0   | 43 | 1/8  | @ Toronto      | 5-2    | W 18-21-4 |
| 4  | 10/11 | VANCOUVER     | 3-2    | W 3-1-0   | 44 | 1/10 | VANCOUVER      | 2-0    | W 19-21-4 |
| 5  | 10/13 | LOS ANGELES   | 7-4    | W 4-1-0   | 45 | 1/12 | BOSTON         | 2-6    | L 19-22-4 |
| 6  | 10/15 | NY RANGERS    | 6-5    | W 5-1-0   | 46 | 1/14 | MINNESOTA      | 2-4    | L 19-23-4 |
| 7  | 10/19 | @ Detroit     | 2-4    | L 5-2-0   | 47 | 1/17 | CALGARY        | 2-2    | T 19-23-5 |
| 8  | 10/22 | CHICAGO       | 2-1    | W 6-2-0   | 48 | 1/18 | @ NY Rangers   | 2-6    | L 19-24-5 |
| 9  | 10/25 | @ Vancouver   | 1-7    | L 6-3-0   | 49 | 1/20 | @ New Jersey   | 4-3 OT | W 20-24-5 |
| 10 | 10/26 | @ Calgary     | 4-5    | L 6-4-0   | 50 | 1/21 | BUFFALO        | 1-2    | L 20-25-5 |
| 11 | 10/29 | BOSTON        | 2-3    | L 6-5-0   | 51 | 1/24 | TORONTO        | 6-3    | W 21-25-5 |
| 12 | 11/1  | DETROIT       | 2-3    | L 6-6-0   | 52 | 1/27 | MINNESOTA      | 8-10   | L 21-26-5 |
| 13 | 11/3  | @ Boston      | 5-9    | L 6-7-0   | 53 | 1/29 | @ NY Rangers   | 2-3    | L 21-27-5 |
| 14 | 11/5  | PHILADELPHIA  | 7-6    | W 7-7-0   | 54 | 2/2  | @ NY Islanders | 5-2    | W 22-27-5 |
| 15 | 11/8  | @ Los Angeles | 5-5    | T 7-7-1   | 55 | 2/4  | HARTFORD       | 3-7    | L 22-28-5 |
| 16 | 11/10 | @ Los Angeles | 2-6    | L 7-8-1   | 56 | 2/7  | CALGARY        | 1-2    | L 22-29-5 |
| 17 | 11/12 | @ Minnesota   | 2-5    | L 7-9-1   | 57 | 2/11 | CHICAGO        | 1-1    | T 22-29-6 |
| 18 | 11/15 | MONTREAL      | 2-5    | L 7-10-1  | 58 | 2/15 | @ Detroit      | 4-3    | W 23-29-6 |
| 19 | 11/16 | @ Chicago     | 3-4    | L 7-11-1  | 59 | 2/16 | @ Philadelphia | 2-5    | L 23-30-6 |
| 20 | 11/19 | @ Pittsburgh  | 4-4    | T 7-11-2  | 60 | 2/18 | WASHINGTON     | 2-4    | L 23-31-6 |
| 21 | 11/22 | TORONTO       | 7-4    | W 8-11-2  | 61 | 2/19 | @ Chicago      | 5-6    | L 23-32-6 |
| 22 | 11/23 | @ Detroit     | 0-3    | L 8-12-2  | 62 | 2/21 | EDMONTON       | 5-6    | L 23-33-6 |
| 23 | 11/26 | EDMONTON      | 8-6    | W 9-12-2  | 63 | 2/23 | @ NY Islanders | 1-5    | L 23-34-6 |
| 24 | 11/29 | NY ISLANDERS  | 5-5    | T 9-12-3  | 64 | 2/25 | @ Quebec       | 3-3    | T 23-34-7 |
| 25 | 12/2  | @ Buffalo     | 6-7    | L 9-13-3  | 65 | 2/26 | @ Quebec       | 0-5    | L 23-35-7 |
| 26 | 12/3  | @ Hartford    | 2-7    | L 9-14-3  | 66 | 2/28 | MINNESOTA      | 5-2    | W 24-35-7 |
| 27 | 12/6  | BUFFALO       | 8-2    | W 10-14-3 | 67 | 2/29 | @ Minnesota    | 7-5    | W 25-35-7 |
| 28 | 12/7  | @ Toronto     | 4-3    | W 11-14-3 | 68 | 3/3  | PHILADELPHIA   | 4-3    | W 26-35-7 |
| 29 | 12/10 | DETROIT       | 8-3    | W 12-14-3 | 69 | 3/6  | DETROIT        | 1-3    | L 26-36-7 |
| 30 | 12/13 | CHICAGO       | 4-1    | W 13-14-3 | 70 | 3/8  | @ Detroit      | 3-6    | L 26-37-7 |
| 31 | 12/14 | @ Minnesota   | 4-4    | T 13-14-4 | 71 | 3/10 | NEW JERSEY     | 6-5 OT | W 27-37-7 |
| 32 | 12/17 | @ Montreal    | 3-6    | L 13-15-4 | 72 | 3/13 | HARTFORD       | 2-0    | W 28-37-7 |
| 33 | 12/20 | MINNESOTA     | 2-5    | L 13-16-4 | 73 | 3/15 | DETROIT        | 5-3    | W 29-37-7 |
| 34 | 12/21 | @ Toronto     | 4-5    | L 13-17-4 | 74 | 3/17 | QUEBEC         | 4-6    | L 29-38-7 |
| 35 | 12/23 | @ Winnipeg    | 3-6    | L 13-18-4 | 75 | 3/18 | @ Washington   | 5-3    | W 30-38-7 |
| 36 | 12/26 | @ Chicago     | 1-3    | L 13-19-4 | 76 | 3/20 | WINNIPEG       | 9-3    | W 31-38-7 |
| 37 | 12/27 | @ New Jersey  | 5-4 OT | W 14-19-4 | 77 | 3/24 | @ Edmonton     | 7-1    | W 32-38-7 |
| 38 | 12/29 | TORONTO       | 3-1    | W 15-19-4 | 78 | 3/26 | @ Minnesota    | 3-4    | L 32-39-7 |
| 39 | 12/31 | PITTSBURGH    | 2-0    | W 16-19-4 | 79 | 3/30 | @ Winnipeg     | 1-2    | L 32-40-7 |
| 40 | 1/3   | TORONTO       | 8-3    | W 17-19-4 | 80 | 3/31 | @ Toronto      | 4-6    | L 32-41-7 |

| PLAYER                  | GP    | G  | A  | TP  | S   | PCTG | GW  | GT | PP | SH | PLAYER            | GP        | G           | A         | TP         | S         | PCTG       | GW           | GT | PP | SH |   |
|-------------------------|-------|----|----|-----|-----|------|-----|----|----|----|-------------------|-----------|-------------|-----------|------------|-----------|------------|--------------|----|----|----|---|
| Bernie Federko          | 79    | 41 | 66 | 107 | 198 | 20.7 | 4   | 2  | 13 | 0  | Dwight Schofield  | 70        | 4           | 10        | 14         | 46        | 8.7        | 1            | 0  | 0  | 0  |   |
| Joe Mullen              | 80    | 41 | 44 | 85  | 228 | 18.0 | 6   | 0  | 13 | 0  | Gilbert Delorme   | (MTL)     | 27          | 2         | 7          | 9         | 37         | 5.4          | 0  | 0  | 0  | 0 |
| Brian Sutter            | 76    | 32 | 51 | 83  | 193 | 16.6 | 3   | 1  | 14 | 2  | (STL)             | 44        | 0           | 5         | 5          | 68        | 0.0        | 0            | 0  | 0  | 0  |   |
| Jorgen Pettersson       | 77    | 28 | 34 | 62  | 212 | 13.2 | 7   | 0  | 7  | 0  | (TOTAL)           | 71        | 2           | 12        | 14         | 105       | 1.9        | 0            | 0  | 0  | 0  |   |
| Rob Ramage              | 80    | 15 | 45 | 60  | 267 | 5.6  | 3   | 0  | 9  | 0  | Perry Anderson    | 50        | 7           | 5         | 12         | 49        | 14.3       | 1            | 0  | 0  | 0  |   |
| Doug Gilmour            | 80    | 25 | 28 | 53  | 157 | 15.9 | 1   | 0  | 3  | 1  | Alain Lemieux     | 17        | 4           | 5         | 9          | 14        | 28.6       | 0            | 1  | 1  | 0  |   |
| Guy Chouinard           | 64    | 12 | 34 | 46  | 117 | 10.3 | 2   | 0  | 4  | 0  | Terry Johnson     | 65        | 2           | 6         | 8          | 38        | 5.3        | 0            | 0  | 0  | 0  |   |
| Wayne Babych            | 70    | 13 | 29 | 42  | 115 | 11.3 | 0   | 1  | 3  | 0  | Mike Liut         | 58        | 0           | 4         | 4          | 0         | 0.0        | 0            | 0  | 0  | 0  |   |
| Doug Wickenheiser (MTL) | 27    | 5  | 5  | 10  | 26  | 19.2 | 1   | 0  | 0  | 0  | Jim Pavese        | 4         | 0           | 1         | 1          | 1         | 0.0        | 0            | 0  | 0  | 0  |   |
| (STL)                   | 46    | 7  | 21 | 28  | 116 | 6.0  | 1   | 0  | 2  | 0  | Perry Ganchar     | 1         | 0           | 0         | 0          | 0         | 0.0        | 0            | 0  | 0  | 0  |   |
| (TOTAL)                 | 73    | 12 | 26 | 38  | 142 | 8.5  | 2   | 0  | 2  | 0  | John Markell      | 2         | 0           | 0         | 0          | 0         | 0.0        | 0            | 0  | 0  | 0  |   |
| Mark Reeds              | 65    | 11 | 14 | 25  | 72  | 15.3 | 0   | 1  | 3  | 1  | Ralph Klassen     | 5         | 0           | 0         | 0          | 5         | 0.0        | 0            | 0  | 0  | 0  |   |
| Pat Hickey              | 67    | 9  | 11 | 20  | 77  | 11.7 | 1   | 0  | 0  | 0  | Michel Larocque   | 5         | 0           | 0         | 0          | 0         | 0.0        | 0            | 0  | 0  | 0  |   |
| Dave Pichette           | (QUE) | 23 | 2  | 7   | 9   | 34   | 5.9 | 0  | 0  | 0  | Dave Barr         | (BOS)     | 6           | 0         | 0          | 0         | 9          | 0.0          | 0  | 0  | 0  | 0 |
| (STL)                   | 23    | 0  | 11 | 11  | 37  | 0.0  | 0   | 0  | 0  | 0  | (STL)             | 1         | 0           | 0         | 0          | 0         | 0.0        | 0            | 0  | 0  | 0  |   |
| (TOTAL)                 | 46    | 2  | 18 | 20  | 71  | 2.8  | 0   | 0  | 0  | 0  | (TOTAL)           | 7         | 0           | 0         | 0          | 9         | 0.0        | 0            | 0  | 0  | 0  |   |
| Greg Paslawski          | (MTL) | 26 | 1  | 4   | 5   | 27   | 2.7 | 0  | 0  | 0  | Rick Heinz        | 22        | 0           | 0         | 0          | 0         | 0.0        | 0            | 0  | 0  | 0  |   |
| (STL)                   | 34    | 8  | 6  | 14  | 36  | 22.2 | 0   | 0  | 1  | 1  | <b>GOALTENDER</b> | <b>GP</b> | <b>MINS</b> | <b>GA</b> | <b>ENG</b> | <b>SO</b> | <b>AVG</b> | <b>W-L-T</b> |    |    |    |   |
| (TOTAL)                 | 60    | 9  | 10 | 19  | 63  | 14.3 | 0   | 0  | 1  | 0  | Mike Liut         | 58        | 3425        | 197       | 6          | 3         | 3.45       | 25-29-4      |    |    |    |   |
| Rik Wilson              | 48    | 7  | 11 | 18  | 72  | 9.7  | 1   | 0  | 2  | 0  | Rick Heinz        | 22        | 1118        | 80        | 1          | 0         | 4.29       | 7-7-3        |    |    |    |   |
| Tim Bothwell            | 62    | 2  | 13 | 15  | 59  | 3.4  | 0   | 0  | 1  | 0  | Michel Larocque   | 5         | 300         | 31        | 1          | 0         | 6.20       | 0-5-0        |    |    |    |   |
| Jack Carlson            | 58    | 6  | 8  | 14  | 35  | 17.1 | 0   | 0  | 0  | 0  |                   |           |             |           |            |           |            |              |    |    |    |   |

# Team & Individual Results, Records & Stats

1982-1983 (25-40-15, 65 pts, 4th Norris Division)

| #  | DATE  | VERSUS         | SCORE | RECORD    | #  | DATE | VERSUS         | SCORE | RECORD     |
|----|-------|----------------|-------|-----------|----|------|----------------|-------|------------|
| 1  | 10/6  | @ Detroit      | 2-1   | W 1-0-0   | 41 | 1/1  | PHILADELPHIA   | 1-4   | L 14-23-4  |
| 2  | 10/7  | TORONTO        | 3-2   | W 2-0-0   | 42 | 1/4  | CHICAGO        | 2-4   | L 14-24-4  |
| 3  | 10/9  | MINNESOTA      | 3-6   | L 2-1-0   | 43 | 1/5  | @ Minnesota    | 3-3   | T 14-24-5  |
| 4  | 10/13 | @ Chicago      | 4-6   | L 2-2-0   | 44 | 1/8  | WASHINGTON     | 3-3   | T 14-24-6  |
| 5  | 10/14 | WINNIPEG       | 2-5   | L 2-3-0   | 45 | 1/11 | EDMONTON       | 5-7   | L 14-25-6  |
| 6  | 10/16 | DETROIT        | 6-0   | W 3-3-0   | 46 | 1/14 | @ Winnipeg     | 4-2   | W 15-25-6  |
| 7  | 10/18 | @ Minnesota    | 3-4   | L 3-4-0   | 47 | 1/17 | @ Toronto      | 4-4   | T 15-25-7  |
| 8  | 10/20 | @ Pittsburgh   | 5-3   | W 4-4-0   | 48 | 1/18 | @ Quebec       | 1-3   | L 15-26-7  |
| 9  | 10/23 | CHICAGO        | 5-4   | W 5-4-0   | 49 | 1/20 | @ New Jersey   | 3-3   | T 15-26-8  |
| 10 | 10/24 | @ Buffalo      | 2-6   | L 5-5-0   | 50 | 1/22 | CALGARY        | 6-7   | L 15-27-8  |
| 11 | 10/27 | @ Detroit      | 4-5   | L 5-6-0   | 51 | 1/25 | MINNESOTA      | 4-4   | T 15-27-9  |
| 12 | 10/30 | WASHINGTON     | 5-6   | L 5-7-0   | 52 | 1/27 | @ Minnesota    | 3-3   | T 15-27-10 |
| 13 | 11/2  | DETROIT        | 4-2   | W 6-7-0   | 53 | 1/29 | LOS ANGELES    | 4-2   | W 16-27-10 |
| 14 | 11/5  | @ Washington   | 4-3   | W 7-7-0   | 54 | 2/1  | CHICAGO        | 0-5   | L 16-28-10 |
| 15 | 11/6  | TORONTO        | 3-3   | T 7-7-1   | 55 | 2/2  | @ Detroit      | 4-3   | W 17-28-10 |
| 16 | 11/9  | @ NY Islanders | 1-4   | L 7-8-1   | 56 | 2/5  | NY RANGERS     | 2-2   | T 17-28-11 |
| 17 | 11/10 | @ NY Rangers   | 4-5   | L 7-9-1   | 57 | 2/10 | @ Philadelphia | 2-5   | L 17-29-11 |
| 18 | 11/13 | @ Hartford     | 2-5   | L 7-10-1  | 58 | 2/12 | NEW JERSEY     | 5-1   | W 18-29-11 |
| 19 | 11/14 | @ Boston       | 3-7   | L 7-11-1  | 59 | 2/14 | BUFFALO        | 6-4   | W 19-29-11 |
| 20 | 11/16 | NEW JERSEY     | 7-2   | W 8-11-1  | 60 | 2/16 | @ Toronto      | 3-6   | L 19-30-11 |
| 21 | 11/20 | DETROIT        | 2-2   | T 8-11-2  | 61 | 2/17 | TORONTO        | 3-6   | L 19-31-11 |
| 22 | 11/21 | @ Philadelphia | 1-3   | L 8-12-2  | 62 | 2/19 | QUEBEC         | 4-4   | T 19-31-12 |
| 23 | 11/23 | MONTREAL       | 1-1   | T 8-12-3  | 63 | 2/22 | @ Vancouver    | 3-6   | L 19-32-12 |
| 24 | 11/26 | @ Buffalo      | 6-8   | L 8-13-3  | 64 | 2/25 | @ Edmonton     | 5-5   | T 19-32-13 |
| 25 | 11/27 | PITTSBURGH     | 5-3   | W 9-13-3  | 65 | 2/26 | @ Calgary      | 2-7   | L 19-33-13 |
| 26 | 11/30 | NY ISLANDERS   | 2-3   | L 9-14-3  | 66 | 3/1  | LOS ANGELES    | 7-2   | W 20-33-13 |
| 27 | 12/2  | MINNESOTA      | 3-6   | L 9-15-3  | 67 | 3/2  | @ Minnesota    | 4-4   | T 20-33-14 |
| 28 | 12/4  | @ Los Angeles  | 3-6   | L 9-16-3  | 68 | 3/5  | MONTREAL       | 5-6   | L 20-34-14 |
| 29 | 12/5  | @ Vancouver    | 3-6   | L 9-17-3  | 69 | 3/8  | NY ISLANDERS   | 6-0   | W 21-34-14 |
| 30 | 12/7  | @ Edmonton     | 2-3   | L 9-18-3  | 70 | 3/9  | @ Toronto      | 2-5   | L 21-35-14 |
| 31 | 12/9  | @ Calgary      | 7-2   | W 10-18-3 | 71 | 3/12 | DETROIT        | 2-1   | W 22-35-14 |
| 32 | 12/11 | VANCOUVER      | 1-3   | L 10-19-3 | 72 | 3/15 | QUEBEC         | 5-3   | W 23-35-14 |
| 33 | 12/14 | WINNIPEG       | 3-4   | L 10-20-3 | 73 | 3/16 | @ Chicago      | 1-4   | L 23-36-14 |
| 34 | 12/15 | @ Toronto      | 4-2   | W 11-20-3 | 74 | 3/19 | MINNESOTA      | 3-3   | T 23-36-15 |
| 35 | 12/18 | HARTFORD       | 7-4   | W 12-20-3 | 75 | 3/22 | @ Hartford     | 4-1   | W 24-36-15 |
| 36 | 12/21 | @ Detroit      | 5-5   | T 12-20-4 | 76 | 3/24 | @ Boston       | 6-7   | L 24-37-15 |
| 37 | 12/23 | TORONTO        | 7-3   | W 13-20-4 | 77 | 3/26 | @ Montreal     | 5-6   | L 24-38-15 |
| 38 | 12/26 | @ Chicago      | 4-7   | L 13-21-4 | 78 | 3/29 | NY RANGERS     | 3-4   | L 24-39-15 |
| 39 | 12/28 | BOSTON         | 0-3   | L 13-22-4 | 79 | 4/2  | CHICAGO        | 4-2   | W 25-39-15 |
| 40 | 12/29 | @ Pittsburgh   | 6-5   | W 14-22-4 | 80 | 4/3  | @ Chicago      | 2-7   | L 25-40-15 |

| PLAYER            | GP | G  | A  | TP | S   | PCTG | GW | GT | PPSH | PLAYER | GP               | G  | A | TP | S | PCTG | GW   | GT | PPSH |   |   |
|-------------------|----|----|----|----|-----|------|----|----|------|--------|------------------|----|---|----|---|------|------|----|------|---|---|
| Bernie Federko    | 75 | 24 | 60 | 84 | 184 | 13.0 | 1  | 1  | 9    | 0      | Jack Carlson     | 54 | 6 | 1  | 7 | 43   | 14.0 | 1  | 0    | 0 | 0 |
| Brian Sutter      | 79 | 46 | 30 | 76 | 204 | 22.5 | 4  | 4  | 11   | 0      | Perry Anderson   | 18 | 5 | 2  | 7 | 27   | 18.5 | 0  | 0    | 0 | 0 |
| Jorgen Pettersson | 74 | 35 | 38 | 73 | 201 | 17.4 | 4  | 3  | 7    | 3      | Ed Kea           | 46 | 0 | 5  | 5 | 42   | 0.0  | 0  | 0    | 0 | 0 |
| Blake Dunlop      | 78 | 22 | 44 | 66 | 135 | 16.3 | 2  | 1  | 8    | 0      | Alain Vigneault  | 28 | 1 | 3  | 4 | 13   | 7.7  | 0  | 0    | 0 | 0 |
| Rob Ramage        | 78 | 16 | 35 | 51 | 279 | 5.7  | 3  | 1  | 7    | 0      | Jim Pavese       | 24 | 0 | 2  | 2 | 9    | 0.0  | 0  | 0    | 0 | 0 |
| Perry Turnbull    | 79 | 32 | 15 | 47 | 205 | 15.6 | 1  | 2  | 6    | 0      | Ralph Klassen    | 29 | 0 | 2  | 2 | 14   | 0.0  | 0  | 0    | 0 | 0 |
| Joe Mullen        | 49 | 17 | 30 | 47 | 128 | 13.3 | 0  | 0  | 5    | 0      | Curt Brackenbury | 6  | 1 | 0  | 1 | 2    | 50.0 | 0  | 0    | 0 | 0 |
| Wayne Babych      | 71 | 16 | 23 | 39 | 148 | 10.8 | 2  | 0  | 5    | 0      | Pat Hickey       | 1  | 0 | 0  | 0 | 1    | 0.0  | 0  | 0    | 0 | 0 |
| Alain Lemieux     | 42 | 9  | 25 | 34 | 71  | 12.7 | 0  | 0  | 1    | 0      | Rob Tudor        | 2  | 0 | 0  | 0 | 0    | 0.0  | 0  | 0    | 0 | 0 |
| Guy Lapointe      | 54 | 3  | 23 | 26 | 106 | 2.8  | 1  | 0  | 1    | 1      | Rick Heinz       | 9  | 0 | 0  | 0 | 0    | 0.0  | 0  | 0    | 0 | 0 |
| Mike Zuke         | 43 | 8  | 16 | 24 | 58  | 13.8 | 1  | 1  | 0    | 0      | Bill Stewart     | 7  | 0 | 0  | 0 | 5    | 0.0  | 0  | 0    | 0 | 0 |
| Jack Brownschidle | 72 | 1  | 22 | 23 | 127 | 0.8  | 0  | 0  | 1    | 0      | Gerry Hart       | 8  | 0 | 0  | 0 | 0    | 0.0  | 0  | 0    | 0 | 0 |
| Larry Patey       | 67 | 9  | 12 | 21 | 72  | 12.5 | 0  | 0  | 3    | 3      | Mike Liut        | 68 | 0 | 0  | 0 | 0    | 0.0  | 0  | 0    | 0 | 0 |
| Mark Reeds        | 20 | 5  | 14 | 19 | 34  | 14.7 | 1  | 0  | 0    | 0      |                  |    |   |    |   |      |      |    |      |   |   |
| Blair Chapman     | 39 | 7  | 11 | 18 | 46  | 15.2 | 1  | 1  | 3    | 0      |                  |    |   |    |   |      |      |    |      |   |   |
| Mike Crombeen     | 80 | 6  | 11 | 17 | 71  | 8.5  | 1  | 0  | 0    | 1      |                  |    |   |    |   |      |      |    |      |   |   |
| Andre Dore        | 38 | 2  | 15 | 17 | 41  | 4.9  | 0  | 1  | 0    | 0      |                  |    |   |    |   |      |      |    |      |   |   |
| Tim Bothwell      | 61 | 4  | 11 | 15 | 62  | 6.5  | 1  | 0  | 0    | 1      |                  |    |   |    |   |      |      |    |      |   |   |
| Bobby Crawford    | 27 | 5  | 9  | 14 | 63  | 7.9  | 0  | 0  | 1    | 0      |                  |    |   |    |   |      |      |    |      |   |   |
| Rik Wilson        | 56 | 3  | 11 | 14 | 77  | 3.9  | 1  | 0  | 1    | 0      |                  |    |   |    |   |      |      |    |      |   |   |

| GOALTENDER  | GP | MIN  | GA  | ENG | SO | AVG  | W-L-T    |
|-------------|----|------|-----|-----|----|------|----------|
| Mike Liut   | 68 | 3794 | 235 | 4   | 1  | 3.72 | 21-27-13 |
| Rick Heinz  | 9  | 335  | 24  | 1   | 1  | 4.30 | 1-5-1    |
| Glen Hanlon | 14 | 671  | 50  | 2   | 0  | 4.47 | 3-8-1    |



## 1981-1982 (32-40-8, 72 pts, 3rd Norris Division)

| #  | DATE  | VERSUS         | SCORE | RECORD    | #  | DATE | VERSUS         | SCORE | RECORD    |
|----|-------|----------------|-------|-----------|----|------|----------------|-------|-----------|
| 1  | 10/6  | PITTSBURGH     | 6-2   | W 1-0-0   | 41 | 1/5  | MINNESOTA      | 4-1   | W 19-18-4 |
| 2  | 10/10 | CALGARY        | 4-6   | L 1-1-0   | 42 | 1/8  | @ Colorado     | 1-7   | L 19-19-4 |
| 3  | 10/15 | @ Detroit      | 3-6   | L 1-2-0   | 43 | 1/9  | WASHINGTON     | 7-4   | W 20-19-4 |
| 4  | 10/17 | CHICAGO        | 7-3   | W 2-2-0   | 44 | 1/13 | QUEBEC         | 2-4   | L 20-20-4 |
| 5  | 10/18 | @ NY Rangers   | 3-5   | L 2-3-0   | 45 | 1/16 | CHICAGO        | 8-6   | W 21-20-4 |
| 6  | 10/20 | BOSTON         | 3-4   | L 2-4-0   | 46 | 1/19 | @ Vancouver    | 5-4   | W 22-20-4 |
| 7  | 10/22 | @ Minnesota    | 5-5   | T 2-4-1   | 47 | 1/20 | @ Edmonton     | 6-8   | L 22-21-4 |
| 8  | 10/24 | PHILADELPHIA   | 3-6   | L 2-5-1   | 48 | 1/23 | TORONTO        | 6-2   | W 23-21-4 |
| 9  | 10/25 | @ Chicago      | 4-4   | T 2-5-2   | 49 | 1/26 | EDMONTON       | 4-6   | L 23-22-4 |
| 10 | 10/27 | TORONTO        | 7-5   | W 3-5-2   | 50 | 1/28 | MINNESOTA      | 8-3   | W 24-22-4 |
| 11 | 10/28 | @ Buffalo      | 2-6   | L 3-6-2   | 51 | 1/30 | @ Los Angeles  | 4-7   | L 24-23-4 |
| 12 | 10/31 | LUS ANGELES    | 5-4   | W 4-6-2   | 52 | 2/2  | WINNIPEG       | 10-6  | W 25-23-4 |
| 13 | 11/4  | @ Quebec       | 2-6   | L 4-7-2   | 53 | 2/3  | @ Chicago      | 5-9   | L 25-24-4 |
| 14 | 11/5  | @ Montreal     | 3-4   | L 4-8-2   | 54 | 2/6  | HARTFORD       | 2-4   | L 25-25-4 |
| 15 | 11/7  | CALGARY        | 4-2   | W 5-8-2   | 55 | 2/7  | @ Detroit      | 5-8   | L 25-26-4 |
| 16 | 11/10 | @ Calgary      | 7-0   | W 6-8-2   | 56 | 2/10 | NY RANGERS     | 3-3   | T 25-26-5 |
| 17 | 11/12 | @ Los Angeles  | 2-5   | L 6-9-2   | 57 | 2/13 | VANCOUVER      | 2-3   | L 25-27-5 |
| 18 | 11/14 | @ Colorado     | 4-2   | W 7-9-2   | 58 | 2/16 | BUFFALO        | 1-2   | L 25-28-5 |
| 19 | 11/17 | EDMONTON       | 1-5   | L 7-10-2  | 59 | 2/18 | @ Montreal     | 3-5   | L 25-29-5 |
| 20 | 11/18 | @ Pittsburgh   | 1-6   | L 7-11-2  | 60 | 2/20 | @ Toronto      | 5-8   | L 25-30-5 |
| 21 | 11/21 | WINNIPEG       | 1-1   | T 7-11-3  | 61 | 2/23 | TORONTO        | 3-2   | W 26-30-5 |
| 22 | 11/22 | @ Winnipeg     | 4-5   | L 7-12-3  | 62 | 2/25 | @ Washington   | 1-9   | L 26-31-5 |
| 23 | 11/24 | MONTREAL       | 2-2   | T 7-12-4  | 63 | 2/27 | DETROIT        | 6-2   | W 27-31-5 |
| 24 | 11/26 | @ NY Islanders | 2-9   | L 7-13-4  | 64 | 2/28 | @ Winnipeg     | 2-5   | L 27-32-5 |
| 25 | 11/30 | COLORADO       | 4-2   | W 8-13-4  | 65 | 3/2  | BOSTON         | 2-2   | T 27-32-6 |
| 26 | 12/1  | DETROIT        | 7-5   | W 9-13-4  | 66 | 3/3  | @ Washington   | 4-8   | L 27-33-6 |
| 27 | 12/5  | PITTSBURGH     | 3-1   | W 10-13-4 | 67 | 3/6  | DETROIT        | 5-1   | W 28-33-6 |
| 28 | 12/6  | @ Philadelphia | 2-8   | L 10-14-4 | 68 | 3/8  | @ Minnesota    | 1-8   | L 28-34-6 |
| 29 | 12/9  | @ Hartford     | 1-5   | L 10-15-4 | 69 | 3/9  | NY ISLANDERS   | 4-6   | L 28-35-6 |
| 30 | 12/10 | @ Boston       | 3-2   | W 11-15-4 | 70 | 3/13 | MINNESOTA      | 2-3   | L 28-36-6 |
| 31 | 12/12 | @ Quebec       | 6-4   | W 12-15-4 | 71 | 3/16 | WINNIPEG       | 3-7   | L 28-37-6 |
| 32 | 12/15 | MINNESOTA      | 4-2   | W 13-15-4 | 72 | 3/18 | @ Detroit      | 7-4   | W 29-37-6 |
| 33 | 12/19 | VANCOUVER      | 5-0   | W 14-15-4 | 73 | 3/20 | @ NY Islanders | 3-3   | T 29-37-7 |
| 34 | 12/20 | @ Winnipeg     | 4-5   | L 14-16-4 | 74 | 3/21 | @ NY Rangers   | 5-8   | L 29-38-7 |
| 35 | 12/22 | BUFFALO        | 3-2   | W 15-16-4 | 75 | 3/25 | @ Toronto      | 3-4   | L 29-39-7 |
| 36 | 12/26 | @ Minnesota    | 3-6   | L 15-17-4 | 76 | 3/26 | @ Winnipeg     | 4-4   | T 29-39-8 |
| 37 | 12/27 | @ Chicago      | 4-3   | W 16-17-4 | 77 | 3/28 | @ Chicago      | 8-3   | W 30-39-8 |
| 38 | 12/29 | HARTFORD       | 6-1   | W 17-17-4 | 78 | 3/30 | TORONTO        | 5-3   | W 31-39-8 |
| 39 | 12/30 | @ Toronto      | 6-4   | W 18-17-4 | 79 | 4/3  | CHICAGO        | 4-7   | L 31-40-8 |
| 40 | 1/2   | PHILADELPHIA   | 3-5   | L 18-18-4 | 80 | 4/4  | @ Detroit      | 3-2   | W 32-40-8 |

| PLAYER            | GP | G  | A  | TP | S   | PCTG | GW | GT | F | PP | SH | PLAYER          | GP | G | A | TP | S  | PCTG | GW | GT | F | PP | SH |
|-------------------|----|----|----|----|-----|------|----|----|---|----|----|-----------------|----|---|---|----|----|------|----|----|---|----|----|
| Bernie Federko    | 74 | 30 | 62 | 92 | 177 | 16.9 | 6  | 2  | 5 | 11 | 0  | Kari Eloranta   | 12 | 1 | 7 | 8  | 22 | 4.5  | 1  | 0  | 0 | 1  | 0  |
| Blake Dunlop      | 77 | 25 | 53 | 78 | 129 | 19.4 | 1  | 0  | 2 | 10 | 1  | Guy Lapointe    | 8  | 0 | 6 | 6  | 15 | 0.0  | 0  | 0  | 0 | 0  | 0  |
| Brian Sutter      | 74 | 39 | 36 | 75 | 195 | 20.0 | 3  | 1  | 3 | 14 | 0  | Bill Stewart    | 22 | 0 | 5 | 5  | 21 | 0.0  | 0  | 0  | 0 | 0  | 0  |
| Jorgen Pettersson | 77 | 38 | 31 | 69 | 227 | 16.7 | 2  | 0  | 5 | 8  | 0  | Mark Reeds      | 9  | 1 | 3 | 4  | 8  | 12.5 | 0  | 0  | 0 | 0  | 0  |
| Perry Turnbull    | 79 | 33 | 26 | 59 | 215 | 15.3 | 2  | 0  | 2 | 2  | 0  | Perry Anderson  | 5  | 1 | 2 | 3  | 9  | 11.1 | 0  | 0  | 0 | 0  | 0  |
| Joe Mullen        | 45 | 25 | 34 | 59 | 141 | 17.7 | 3  | 0  | 0 | 10 | 0  | Alain Vigneault | 14 | 1 | 2 | 3  | 9  | 11.1 | 0  | 0  | 0 | 0  | 0  |
| Mike Zuke         | 76 | 13 | 40 | 53 | 159 | 8.2  | 2  | 0  | 4 | 1  | 0  | Richie Hansen   | 2  | 0 | 2 | 2  | 4  | 0.0  | 0  | 0  | 0 | 0  | 0  |
| Wayne Babych      | 51 | 19 | 25 | 44 | 142 | 13.4 | 3  | 2  | 5 | 4  | 0  | Mike Liut       | 64 | 0 | 2 | 2  | 0  | 0.0  | 0  | 0  | 0 | 0  | 0  |
| Tony Currie       | 48 | 18 | 22 | 40 | 103 | 17.5 | 2  | 1  | 2 | 4  | 0  | Bob Crawford    | 3  | 0 | 1 | 1  | 9  | 0.0  | 0  | 0  | 0 | 0  | 0  |
| Jack Brownschilde | 80 | 5  | 33 | 38 | 149 | 3.4  | 1  | 1  | 0 | 3  | 0  | Alain Lemieux   | 3  | 0 | 1 | 1  | 7  | 0.0  | 0  | 0  | 0 | 0  | 0  |
| Mike Crombeen     | 71 | 19 | 8  | 27 | 99  | 19.2 | 1  | 0  | 3 | 0  | 1  | Gary Edwards    | 10 | 0 | 1 | 1  | 0  | 0.0  | 0  | 0  | 0 | 0  | 0  |
| Larry Patey       | 70 | 14 | 12 | 26 | 109 | 12.8 | 2  | 0  | 3 | 1  | 4  | Gerry Hart      | 35 | 0 | 1 | 1  | 15 | 0.0  | 0  | 0  | 0 | 0  | 0  |
| Rick LaPointe     | 71 | 2  | 20 | 22 | 91  | 2.2  | 0  | 0  | 0 | 0  | 0  | Scott Campbell  | 3  | 0 | 0 | 0  | 4  | 0.0  | 0  | 0  | 0 | 0  | 0  |
| Jim Nil           | 61 | 9  | 12 | 21 | 65  | 13.8 | 0  | 0  | 0 | 1  | 2  | Neil Labatte    | 4  | 0 | 0 | 0  | 3  | 0.0  | 0  | 0  | 0 | 0  | 0  |
| Rik Wilson        | 48 | 3  | 18 | 21 | 95  | 3.2  | 1  | 0  | 0 | 1  | 0  |                 |    |   |   |    |    |      |    |    |   |    |    |
| Blair Chapman     | 18 | 6  | 11 | 17 | 28  | 21.4 | 0  | 0  | 1 | 2  | 0  |                 |    |   |   |    |    |      |    |    |   |    |    |
| Ed Kea            | 78 | 2  | 14 | 16 | 89  | 2.2  | 0  | 0  | 0 | 0  | 0  |                 |    |   |   |    |    |      |    |    |   |    |    |
| Joe Micheletti    | 20 | 3  | 11 | 14 | 30  | 10.0 | 0  | 1  | 0 | 2  | 0  |                 |    |   |   |    |    |      |    |    |   |    |    |
| Jim Pavese        | 42 | 2  | 9  | 11 | 29  | 6.9  | 1  | 0  | 0 | 0  | 0  |                 |    |   |   |    |    |      |    |    |   |    |    |
| Ralph Klassen     | 45 | 3  | 7  | 10 | 25  | 12.0 | 1  | 0  | 1 | 0  | 1  |                 |    |   |   |    |    |      |    |    |   |    |    |
| Bill Baker        | 35 | 3  | 5  | 8  | 44  | 6.8  | 0  | 0  | 0 | 1  | 0  |                 |    |   |   |    |    |      |    |    |   |    |    |

# Team & Individual Results, Records & Stats

1980-1981 (45-18-17, 107 pts, 1st Smythe Division)

| #  | DATE  | VERSUS         | SCORE | RECORD   | #  | DATE | VERSUS         | SCORE | RECORD     |
|----|-------|----------------|-------|----------|----|------|----------------|-------|------------|
| 1  | 10/9  | HARTFORD       | 8-6   | W 1-0-0  | 41 | 1/8  | @ Philadelphia | 5-5   | T 26-9-6   |
| 2  | 10/11 | PHILADELPHIA   | 1-5   | L 1-1-0  | 42 | 1/10 | LOS ANGELES    | 6-6   | T 26-9-7   |
| 3  | 10/14 | @ NY Islanders | 5-5   | T 1-1-1  | 43 | 1/12 | @ Hartford     | 5-2   | W 27-9-7   |
| 4  | 10/15 | @ NY Rangers   | 2-1   | W 2-1-1  | 44 | 1/14 | @ Pittsburgh   | 3-6   | L 27-10-7  |
| 5  | 10/18 | BOSTON         | 3-2   | W 3-1-1  | 45 | 1/17 | EDMONTON       | 7-6   | W 28-10-7  |
| 6  | 10/21 | MONTREAL       | 4-3   | W 4-1-1  | 46 | 1/21 | @ Hartford     | 6-6   | T 28-10-8  |
| 7  | 10/22 | @ Pittsburgh   | 3-9   | L 4-2-1  | 47 | 1/22 | @ Boston       | 3-7   | L 28-11-8  |
| 8  | 10/24 | @ Washington   | 3-2   | W 5-2-1  | 48 | 1/24 | CHICAGO        | 4-2   | W 29-11-8  |
| 9  | 10/25 | WASHINGTON     | 3-3   | T 5-2-2  | 49 | 1/27 | PITTSBURGH     | 7-1   | W 30-11-8  |
| 10 | 10/28 | NY RANGERS     | 5-4   | W 6-2-2  | 50 | 1/31 | PHILADELPHIA   | 2-3   | L 30-12-8  |
| 11 | 10/29 | @ Minnesota    | 2-2   | T 6-2-3  | 51 | 2/1  | @ Detroit      | 4-1   | W 31-12-8  |
| 12 | 11/1  | CALGARY        | 2-3   | L 6-3-3  | 52 | 2/3  | EDMONTON       | 3-3   | T 31-12-9  |
| 13 | 11/2  | @ Chicago      | 5-3   | W 7-3-3  | 53 | 2/5  | TORONTO        | 8-4   | W 32-12-9  |
| 14 | 11/5  | HARTFORD       | 6-1   | W 8-3-3  | 54 | 2/7  | VANCOUVER      | 9-2   | W 33-12-9  |
| 15 | 11/8  | @ Calgary      | 2-4   | L 8-4-3  | 55 | 2/8  | @ Buffalo      | 3-3   | T 33-12-10 |
| 16 | 11/9  | @ Edmonton     | 6-4   | W 9-4-3  | 56 | 2/12 | @ Montreal     | 3-3   | T 33-12-11 |
| 17 | 11/11 | @ Vancouver    | 8-2   | W 10-4-3 | 57 | 2/14 | @ NY Islanders | 1-1   | T 33-12-12 |
| 18 | 11/14 | @ Colorado     | 1-5   | L 10-5-3 | 58 | 2/15 | @ NY Rangers   | 5-4   | W 34-12-12 |
| 19 | 11/15 | @ Los Angeles  | 5-3   | W 11-5-3 | 59 | 2/17 | @ Calgary      | 5-2   | W 35-12-12 |
| 20 | 11/18 | NY ISLANDERS   | 2-7   | L 11-6-3 | 60 | 2/18 | @ Edmonton     | 2-9   | L 35-13-12 |
| 21 | 11/22 | DETROIT        | 6-2   | W 12-6-3 | 61 | 2/21 | COLORADO       | 4-1   | W 36-13-12 |
| 22 | 11/25 | BUFFALO        | 5-3   | W 13-6-3 | 62 | 2/24 | MONTREAL       | 2-2   | T 36-13-13 |
| 23 | 11/26 | @ Toronto      | 6-4   | W 14-6-3 | 63 | 2/25 | @ Detroit      | 3-2   | W 37-13-13 |
| 24 | 11/28 | @ Winnipeg     | 1-1   | T 14-6-4 | 64 | 2/28 | WASHINGTON     | 7-4   | W 38-13-13 |
| 25 | 11/29 | CALGARY        | 9-3   | W 15-6-4 | 65 | 3/1  | @ Chicago      | 4-4   | T 38-13-14 |
| 26 | 12/2  | QUEBEC         | 5-2   | W 16-6-4 | 66 | 3/3  | BOSTON         | 4-2   | W 39-13-14 |
| 27 | 12/6  | WINNIPEG       | 5-2   | W 17-6-4 | 67 | 3/7  | NY RANGERS     | 7-2   | W 40-13-14 |
| 28 | 12/9  | MINNESOTA      | 4-1   | W 18-6-4 | 68 | 3/8  | @ Colorado     | 7-0   | W 41-13-14 |
| 29 | 12/11 | CHICAGO        | 2-5   | L 18-7-4 | 69 | 3/11 | @ Quebec       | 5-5   | T 41-13-15 |
| 30 | 12/13 | COLORADO       | 9-4   | W 19-7-4 | 70 | 3/12 | @ Montreal     | 3-4   | L 41-14-15 |
| 31 | 12/14 | @ Philadelphia | 4-5   | L 19-8-4 | 71 | 3/14 | DETROIT        | 5-3   | W 42-14-15 |
| 32 | 12/17 | @ Quebec       | 1-4   | L 19-9-4 | 72 | 3/18 | @ Toronto      | 2-6   | L 42-15-15 |
| 33 | 12/18 | @ Boston       | 7-3   | W 20-9-4 | 73 | 3/21 | @ Washington   | 3-3   | T 42-15-16 |
| 34 | 12/20 | WINNIPEG       | 5-2   | W 21-9-4 | 74 | 3/22 | @ Buffalo      | 6-5   | W 43-15-16 |
| 35 | 12/23 | PITTSBURGH     | 6-3   | W 22-9-4 | 75 | 3/24 | NY ISLANDERS   | 3-5   | L 43-16-16 |
| 36 | 12/27 | @ Los Angeles  | 4-4   | T 22-9-5 | 76 | 3/28 | BUFFALO        | 7-4   | W 44-16-16 |
| 37 | 12/28 | @ Vancouver    | 3-2   | W 23-9-5 | 77 | 3/31 | @ Minnesota    | 3-6   | L 44-17-16 |
| 38 | 12/30 | TORONTO        | 5-3   | W 24-9-5 | 78 | 4/2  | LOS ANGELES    | 6-4   | W 45-17-16 |
| 39 | 1/3   | VANCOUVER      | 6-3   | W 25-9-5 | 79 | 4/4  | MINNESOTA      | 0-5   | L 45-18-16 |
| 40 | 1/6   | QUEBEC         | 6-3   | W 26-9-5 | 80 | 4/5  | @ Winnipeg     | 5-5   | T 45-18-17 |

| PLAYER            | GP | G  | A  | TP  | S   | PCTG | GW | GT | F | PPSH | PLAYER | GP               | G  | A    | TP  | S  | PCTG | GW   | GT | F | PPSH |   |          |
|-------------------|----|----|----|-----|-----|------|----|----|---|------|--------|------------------|----|------|-----|----|------|------|----|---|------|---|----------|
| Bernie Federko    | 78 | 31 | 73 | 104 | 170 | 18.2 | 4  | 1  | 4 | 9    | 2      | Gerry Hart       | 63 | 4    | 11  | 15 | 44   | 9.1  | 0  | 0 | 1    | 0 | 0        |
| Wayne Babych      | 78 | 54 | 42 | 96  | 96  | 17.6 | 7  | 5  | 8 | 14   | 0      | Bryan Maxwell    | 40 | 3    | 10  | 13 | 35   | 8.6  | 0  | 0 | 0    | 0 | 0        |
| Blake Dunlop      | 80 | 20 | 67 | 87  | 134 | 14.9 | 2  | 1  | 1 | 6    | 0      | Hartland Monahan | 25 | 4    | 2   | 6  | 32   | 12.5 | 0  | 0 | 2    | 0 | 2        |
| Jorgen Pettersson | 62 | 37 | 36 | 73  | 172 | 21.5 | 5  | 3  | 3 | 8    | 0      | Ed Staniowski    | 19 | 0    | 2   | 2  | 0    | 0.0  | 0  | 0 | 0    | 0 | 0        |
| Brian Sutter      | 78 | 35 | 34 | 69  | 203 | 17.2 | 4  | 0  | 6 | 17   | 0      | Rick Heinz       | 4  | 0    | 1   | 1  | 0    | 0.0  | 0  | 0 | 0    | 0 | 0        |
| Mike Zuke         | 74 | 24 | 44 | 68  | 145 | 16.6 | 1  | 1  | 8 | 10   | 1      | Dick Lamby       | 1  | 0    | 0   | 0  | 2    | 0.0  | 0  | 0 | 0    | 0 | 0        |
| Perry Turnbull    | 75 | 34 | 22 | 56  | 209 | 16.3 | 5  | 2  | 2 | 5    | 0      | Paul MacLean     | 1  | 0    | 0   | 0  | 1    | 0.0  | 0  | 0 | 0    | 0 | 0        |
| Tony Currie       | 61 | 23 | 32 | 55  | 112 | 20.5 | 4  | 1  | 2 | 2    | 0      | Chuck Lefley     | 2  | 0    | 0   | 0  | 1    | 0.0  | 0  | 0 | 0    | 0 | 0        |
| Blair Chapman     | 55 | 20 | 26 | 46  | 114 | 17.5 | 3  | 2  | 1 | 5    | 0      | Bob Hess         | 4  | 0    | 0   | 0  | 3    | 0.0  | 0  | 0 | 0    | 0 | 0        |
| Larry Patey       | 80 | 22 | 23 | 45  | 125 | 17.6 | 3  | 0  | 2 | 0    | 8      |                  |    |      |     |    |      |      |    |   |      |   |          |
| Rick LaPointe     | 80 | 8  | 25 | 33  | 84  | 9.5  | 3  | 0  | 2 | 0    | 0      |                  |    |      |     |    |      |      |    |   |      |   |          |
| Joe Micheletti    | 63 | 4  | 27 | 31  | 102 | 3.9  | 1  | 0  | 0 | 3    | 0      | GOALTENDER       |    |      |     |    |      |      |    |   |      |   |          |
| Jack Brownschilde | 71 | 5  | 23 | 28  | 96  | 5.2  | 1  | 0  | 0 | 3    | 1      | Rick Heinz       | 4  | 220  | 8   | 0  | 0    | 2.18 |    |   |      |   | 2-1-1    |
| Mike Crombeen     | 66 | 9  | 14 | 23  | 91  | 9.9  | 1  | 0  | 0 | 0    | 1      | Mike Liut        | 61 | 3570 | 199 | 2  | 1    | 3.34 |    |   |      |   | 33-14-13 |
| Bill Stewart      | 60 | 2  | 21 | 23  | 62  | 3.2  | 0  | 0  | 0 | 0    | 0      | Ed Staniowski    | 19 | 1010 | 72  | 0  | 0    | 4.28 |    |   |      |   | 10-3-3   |
| Ed Kea            | 74 | 3  | 18 | 21  | 59  | 5.1  | 0  | 0  | 1 | 0    | 0      |                  |    |      |     |    |      |      |    |   |      |   |          |
| Ralph Klassen     | 66 | 6  | 12 | 18  | 65  | 9.2  | 0  | 1  | 1 | 0    | 1      |                  |    |      |     |    |      |      |    |   |      |   |          |
| Craig Norwich     | 23 | 4  | 12 | 16  | 64  | 6.3  | 1  | 0  | 1 | 3    | 0      |                  |    |      |     |    |      |      |    |   |      |   |          |



## 1979-1980 (34-34-12, 80 pts, 2nd Smythe Division)

| #  | DATE  | VERSUS         | SCORE | RECORD    | #  | DATE | VERSUS         | SCORE | RECORD     |
|----|-------|----------------|-------|-----------|----|------|----------------|-------|------------|
| 1  | 10/9  | @ Vancouver    | 5-2   | W 1-0-0   | 41 | 1/10 | @ Boston       | 7-4   | W 16-19-6  |
| 2  | 10/11 | @ Colorado     | 3-3   | T 1-0-1   | 42 | 1/12 | QUEBEC         | 8-2   | W 17-19-6  |
| 3  | 10/13 | @ Los Angeles  | 3-5   | L 1-1-1   | 43 | 1/13 | @ Philadelphia | 1-1   | T 17-19-7  |
| 4  | 10/17 | VANCOUVER      | 1-5   | L 1-2-1   | 44 | 1/15 | MINNESOTA      | 2-1   | W 18-19-7  |
| 5  | 10/20 | BUFFALO        | 3-2   | W 2-2-1   | 45 | 1/16 | @ Minnesota    | 3-7   | L 18-20-7  |
| 6  | 10/23 | BOSTON         | 5-5   | T 2-2-2   | 46 | 1/19 | @ Colorado     | 3-1   | W 19-20-7  |
| 7  | 10/24 | @ Minnesota    | 2-5   | L 2-3-2   | 47 | 1/22 | PHILADELPHIA   | 1-3   | L 19-21-7  |
| 8  | 10/27 | ATLANTA        | 0-3   | L 2-4-2   | 48 | 1/26 | COLORADO       | 4-4   | T 19-21-8  |
| 9  | 10/28 | @ Winnipeg     | 2-2   | T 2-4-3   | 49 | 1/27 | @ Winnipeg     | 6-6   | T 19-21-9  |
| 10 | 10/30 | EDMONTON       | 2-1   | W 3-4-3   | 50 | 1/29 | EDMONTON       | 3-2   | W 20-21-9  |
| 11 | 11/1  | @ Philadelphia | 1-3   | L 3-5-3   | 51 | 1/30 | @ Pittsburgh   | 4-3   | W 21-21-9  |
| 12 | 11/3  | LOS ANGELES    | 4-1   | W 4-5-3   | 52 | 2/2  | DETROIT        | 0-3   | L 21-22-9  |
| 13 | 11/7  | TORONTO        | 4-7   | L 4-6-3   | 53 | 2/3  | @ Detroit      | 4-2   | W 22-22-9  |
| 14 | 11/10 | @ Montreal     | 5-3   | W 5-6-3   | 54 | 2/6  | @ Edmonton     | 6-3   | W 23-22-9  |
| 15 | 11/11 | @ Quebec       | 1-4   | L 5-7-3   | 55 | 2/9  | BUFFALO        | 3-2   | W 24-22-9  |
| 16 | 11/13 | MONTREAL       | 2-5   | L 5-8-3   | 56 | 2/11 | @ Buffalo      | 2-4   | L 24-23-9  |
| 17 | 11/14 | @ Toronto      | 2-7   | L 5-9-3   | 57 | 2/14 | @ Los Angeles  | 6-4   | W 25-23-9  |
| 18 | 11/17 | PHILADELPHIA   | 3-3   | T 5-9-4   | 58 | 2/17 | @ Edmonton     | 5-5   | T 25-23-10 |
| 19 | 11/18 | @ NY Rangers   | 3-5   | L 5-10-4  | 59 | 2/19 | @ Vancouver    | 3-1   | W 26-23-10 |
| 20 | 11/20 | NY ISLANDERS   | 6-3   | W 6-10-4  | 60 | 2/23 | NY ISLANDERS   | 2-3   | L 26-24-10 |
| 21 | 11/21 | @ Pittsburgh   | 2-5   | L 6-11-4  | 61 | 2/26 | TORONTO        | 5-2   | W 27-24-10 |
| 22 | 11/24 | COLORADO       | 4-3   | W 7-11-4  | 62 | 2/29 | @ Hartford     | 0-3   | L 27-25-10 |
| 23 | 11/25 | @ Chicago      | 3-6   | L 7-12-4  | 63 | 3/1  | HARTFORD       | 3-6   | L 27-26-10 |
| 24 | 11/27 | QUEBEC         | 4-2   | W 8-12-4  | 64 | 3/3  | PITTSBURGH     | 5-1   | W 28-26-10 |
| 25 | 11/29 | @ Montreal     | 2-3   | L 8-13-4  | 65 | 3/5  | @ Washington   | 5-7   | L 28-27-10 |
| 26 | 12/1  | NY RANGERS     | 0-2   | L 8-14-4  | 66 | 3/8  | DETROIT        | 2-2   | T 28-27-11 |
| 27 | 12/4  | WINNIPEG       | 2-4   | L 8-15-4  | 67 | 3/9  | @ Buffalo      | 4-9   | L 28-28-11 |
| 28 | 12/6  | @ Quebec       | 2-5   | L 8-16-4  | 68 | 3/12 | @ Toronto      | 3-2   | W 29-28-11 |
| 29 | 12/8  | WASHINGTON     | 5-1   | W 9-16-4  | 69 | 3/15 | @ NY Islanders | 2-6   | L 29-29-11 |
| 30 | 12/11 | PITTSBURGH     | 3-3   | T 9-16-5  | 70 | 3/16 | @ NY Rangers   | 2-5   | L 29-30-11 |
| 31 | 12/15 | MINNESOTA      | 1-3   | L 9-17-5  | 71 | 3/18 | BOSTON         | 3-3   | T 29-30-12 |
| 32 | 12/18 | MONTREAL       | 5-3   | W 10-17-5 | 72 | 3/20 | @ Atlanta      | 4-8   | L 29-31-12 |
| 33 | 12/21 | @ Atlanta      | 5-1   | W 11-17-5 | 73 | 3/22 | WASHINGTON     | 6-2   | W 30-31-12 |
| 34 | 12/22 | ATLANTA        | 3-7   | L 11-18-5 | 74 | 3/24 | @ Hartford     | 7-5   | W 31-31-12 |
| 35 | 12/26 | CHICAGO        | 3-3   | T 11-18-6 | 75 | 3/26 | @ Washington   | 2-4   | L 31-32-12 |
| 36 | 12/27 | @ Detroit      | 3-2   | W 12-18-6 | 76 | 3/27 | @ Boston       | 1-7   | L 31-33-12 |
| 37 | 12/29 | HARTFORD       | 3-0   | W 13-18-6 | 77 | 3/29 | NY RANGERS     | 3-4   | L 31-34-12 |
| 38 | 1/3   | VANCOUVER      | 6-2   | W 14-18-6 | 78 | 4/1  | CHICAGO        | 5-2   | W 32-34-12 |
| 39 | 1/5   | @ NY Islanders | 1-3   | L 14-19-6 | 79 | 4/5  | WINNIPEG       | 6-0   | W 33-34-12 |
| 40 | 1/8   | LOS ANGELES    | 6-3   | W 15-19-6 | 80 | 4/6  | @ Chicago      | 5-4   | W 34-34-12 |

| PLAYER            | GP | G  | A  | TP | S   | PCTG | GW | GT | F | PP | SH | PLAYER            | GP        | G           | A         | TP         | S         | PCTG       | GW           | GT | F | PP | SH |
|-------------------|----|----|----|----|-----|------|----|----|---|----|----|-------------------|-----------|-------------|-----------|------------|-----------|------------|--------------|----|---|----|----|
| Bernie Federko    | 79 | 38 | 56 | 94 | 184 | 20.7 | 4  | 1  | 1 | 7  | 0  | Neil Komadoski    | 49        | 0           | 12        | 12         | 22        | 0.0        | 0            | 0  | 0 | 0  | 0  |
| Mike Zuke         | 69 | 22 | 42 | 64 | 172 | 12.8 | 1  | 1  | 5 | 6  | 1  | Terry Harper      | 11        | 1           | 5         | 6          | 14        | 7.1        | 0            | 0  | 0 | 0  | 0  |
| Wayne Babych      | 69 | 26 | 35 | 61 | 159 | 16.4 | 3  | 1  | 4 | 7  | 0  | Floyd Thomson     | 11        | 2           | 3         | 5          | 13        | 15.4       | 0            | 0  | 0 | 0  | 0  |
| Brian Sutter      | 71 | 23 | 35 | 58 | 173 | 13.3 | 1  | 1  | 5 | 6  | 0  | Bobby Simpson     | 18        | 2           | 2         | 4          | 20        | 10.0       | 0            | 0  | 0 | 0  | 0  |
| Blair Chapman     | 63 | 25 | 26 | 51 | 124 | 20.2 | 6  | 2  | 2 | 7  | 0  | Rick Bonness      | 10        | 1           | 2         | 3          | 4         | 25.0       | 0            | 0  | 0 | 0  | 0  |
| Blake Dunlop      | 72 | 18 | 27 | 45 | 101 | 17.8 | 2  | 1  | 3 | 8  | 0  | Don Laurence      | 20        | 1           | 2         | 3          | 35        | 2.9        | 1            | 0  | 0 | 0  | 0  |
| Jack Brownschilde | 77 | 12 | 32 | 44 | 130 | 9.2  | 2  | 1  | 2 | 3  | 0  | Len Frig          | 7         | 0           | 2         | 2          | 12        | 0.0        | 0            | 0  | 0 | 0  | 0  |
| Perry Turnbull    | 80 | 16 | 19 | 35 | 139 | 11.5 | 1  | 0  | 4 | 3  | 0  | Bob Crawford      | 8         | 1           | 0         | 1          | 12        | 8.3        | 0            | 0  | 1 | 0  | 0  |
| Larry Patey       | 78 | 17 | 17 | 34 | 144 | 11.8 | 3  | 0  | 2 | 0  | 3  | Bob Stewart       | 10        | 0           | 1         | 1          | 7         | 0.0        | 0            | 0  | 0 | 0  | 0  |
| Tony Currie       | 40 | 19 | 14 | 33 | 70  | 27.1 | 3  | 1  | 3 | 2  | 0  | Dick Lamby        | 12        | 0           | 1         | 1          | 12        | 0.0        | 0            | 0  | 0 | 0  | 0  |
| Ralph Klassen     | 80 | 9  | 16 | 25 | 100 | 9.0  | 3  | 1  | 0 | 0  | 0  | Larry Giroux      | 3         | 0           | 0         | 0          | 6         | 0.0        | 0            | 0  | 0 | 0  | 0  |
| Rick LaPointe     | 80 | 6  | 19 | 25 | 113 | 5.3  | 1  | 1  | 1 | 0  | 0  | <b>GOALTENDER</b> | <b>GP</b> | <b>MINS</b> | <b>GA</b> | <b>ENG</b> | <b>SO</b> | <b>AVG</b> | <b>W-L-T</b> |    |   |    |    |
| Mike Crombeen     | 71 | 10 | 12 | 22 | 98  | 10.2 | 2  | 0  | 2 | 1  | 0  | Doug Grant        | 1         | 31          | 1         | 0          | 0         | 1.94       | 0-0-0        |    |   |    |    |
| Ed Kea            | 69 | 3  | 16 | 19 | 73  | 4.1  | 1  | 1  | 0 | 0  | 0  | Mike Liut         | 64        | 3661        | 194       | 1          | 2         | 3.18       | 32-23-9      |    |   |    |    |
| Joe Micheletti    | 54 | 2  | 16 | 18 | 68  | 2.9  | 0  | 0  | 0 | 2  | 0  | Ed Staniowski     | 22        | 1108        | 80        | 2          | 0         | 4.33       | 2-11-3       |    |   |    |    |
| Hartland Monahan  | 72 | 5  | 12 | 17 | 93  | 5.4  | 0  | 0  | 1 | 1  | 1  |                   |           |             |           |            |           |            |              |    |   |    |    |
| Chuck Lefley      | 28 | 6  | 6  | 12 | 37  | 16.2 | 0  | 0  | 1 | 0  | 0  |                   |           |             |           |            |           |            |              |    |   |    |    |
| Bryan Maxwell     | 57 | 1  | 11 | 12 | 34  | 2.9  | 0  | 0  | 0 | 0  | 0  |                   |           |             |           |            |           |            |              |    |   |    |    |

# Team & Individual Results, Records & Stats

## 1978-1979 (18-50-12, 48 pts, 3rd Smythe Division)

| #  | DATE  | VERSUS         | SCORE | RECORD   | #  | DATE | VERSUS         | SCORE | RECORD     |
|----|-------|----------------|-------|----------|----|------|----------------|-------|------------|
| 1  | 10/11 | @ Detroit      | 5-4   | W 1-0-0  | 41 | 1/3  | MINNESOTA      | 3-3   | T 8-27-6   |
| 2  | 10/13 | @ Vancouver    | 4-8   | L 1-1-0  | 42 | 1/6  | COLORADO       | 1-4   | L 8-28-6   |
| 3  | 10/14 | @ Los Angeles  | 2-6   | L 1-2-0  | 43 | 1/9  | NY RANGERS     | 3-5   | L 8-29-6   |
| 4  | 10/17 | VANCOUVER      | 8-6   | W 2-2-0  | 44 | 1/11 | VANCOUVER      | 3-4   | L 8-30-6   |
| 5  | 10/20 | @ Colorado     | 5-5   | T 2-2-1  | 45 | 1/13 | VANCOUVER      | 3-3   | T 8-30-7   |
| 6  | 10/21 | COLORADO       | 3-4   | L 2-3-1  | 46 | 1/16 | BOSTON         | 5-2   | W 9-30-7   |
| 7  | 10/24 | BOSTON         | 2-7   | L 2-4-1  | 47 | 1/18 | @ Boston       | 0-4   | L 9-31-7   |
| 8  | 10/25 | @ Pittsburgh   | 6-6   | T 2-4-2  | 48 | 1/20 | NY RANGERS     | 3-2   | W 10-31-7  |
| 9  | 10/28 | BUFFALO        | 7-7   | T 2-4-3  | 49 | 1/23 | MONTREAL       | 3-6   | L 10-32-7  |
| 10 | 10/31 | ATLANTA        | 2-5   | L 2-5-3  | 50 | 1/26 | @ Vancouver    | 1-4   | L 10-33-7  |
| 11 | 11/1  | @ Minnesota    | 1-9   | L 2-6-3  | 51 | 1/28 | @ Chicago      | 7-2   | W 11-33-7  |
| 12 | 11/4  | CHICAGO        | 5-5   | T 2-6-4  | 52 | 1/30 | LOS ANGELES    | 7-1   | W 12-33-7  |
| 13 | 11/5  | @ Chicago      | 1-3   | L 2-7-4  | 53 | 1/31 | @ Toronto      | 1-5   | L 12-34-7  |
| 14 | 11/7  | TORONTO        | 0-5   | L 2-8-4  | 54 | 2/3  | COLORADO       | 6-3   | W 13-34-7  |
| 15 | 11/11 | COLORADO       | 5-3   | W 3-8-4  | 55 | 2/4  | @ Buffalo      | 1-3   | L 13-35-7  |
| 16 | 11/14 | LOS ANGELES    | 2-4   | L 3-9-4  | 56 | 2/13 | VANCOUVER      | 3-3   | T 13-35-8  |
| 17 | 11/16 | @ Buffalo      | 2-6   | L 3-10-4 | 57 | 2/17 | CHICAGO        | 1-5   | L 13-36-8  |
| 18 | 11/18 | @ Toronto      | 1-3   | L 3-11-4 | 58 | 2/18 | ATLANTA        | 4-6   | L 13-37-8  |
| 19 | 11/19 | @ Boston       | 2-5   | L 3-12-4 | 59 | 2/21 | @ NY Rangers   | 3-7   | L 13-38-8  |
| 20 | 11/21 | WASHINGTON     | 3-4   | L 3-13-4 | 60 | 2/22 | @ NY Islanders | 1-6   | L 13-39-8  |
| 21 | 11/22 | @ Washington   | 3-1   | W 4-13-4 | 61 | 2/24 | @ Montreal     | 4-6   | L 13-40-8  |
| 22 | 11/24 | @ Atlanta      | 1-4   | L 4-14-4 | 62 | 2/27 | NY RANGERS     | 4-1   | W 14-40-8  |
| 23 | 11/25 | DETROIT        | 4-0   | W 5-14-4 | 63 | 2/28 | @ Detroit      | 6-5   | W 15-40-8  |
| 24 | 11/28 | VANCOUVER      | 3-6   | L 5-15-4 | 64 | 3/3  | PITTSBURGH     | 8-4   | W 16-40-8  |
| 25 | 11/30 | @ Philadelphia | 0-3   | L 5-16-4 | 65 | 3/7  | NY ISLANDERS   | 5-5   | T 16-40-9  |
| 26 | 12/2  | WASHINGTON     | 5-2   | W 6-16-4 | 66 | 3/10 | @ Washington   | 5-7   | L 16-41-9  |
| 27 | 12/6  | @ NY Rangers   | 4-7   | L 6-17-4 | 67 | 3/11 | MINNESOTA      | 8-2   | W 17-41-9  |
| 28 | 12/7  | @ NY Islanders | 1-7   | L 6-18-4 | 68 | 3/13 | @ Colorado     | 5-5   | T 17-41-10 |
| 29 | 12/9  | CHICAGO        | 2-4   | L 6-19-4 | 69 | 3/17 | DETROIT        | 1-3   | L 17-42-10 |
| 30 | 12/12 | MONTREAL       | 0-6   | L 6-20-4 | 70 | 3/18 | @ Philadelphia | 3-5   | L 17-43-10 |
| 31 | 12/13 | @ Pittsburgh   | 0-3   | L 6-21-4 | 71 | 3/21 | @ Vancouver    | 1-1   | T 17-43-11 |
| 32 | 12/16 | NY ISLANDERS   | 2-2   | T 6-21-5 | 72 | 3/22 | @ Los Angeles  | 3-3   | T 17-43-12 |
| 33 | 12/17 | @ Philadelphia | 1-4   | L 6-22-5 | 73 | 3/25 | @ Atlanta      | 2-8   | L 17-44-12 |
| 34 | 12/19 | ATLANTA        | 7-4   | W 7-22-5 | 74 | 3/26 | BUFFALO        | 2-4   | L 17-45-12 |
| 35 | 12/21 | @ NY Islanders | 1-5   | L 7-23-5 | 75 | 3/29 | @ Montreal     | 2-5   | L 17-46-12 |
| 36 | 12/23 | TORONTO        | 1-6   | L 7-24-5 | 76 | 3/31 | PHILADELPHIA   | 2-4   | L 17-47-12 |
| 37 | 12/26 | MINNESOTA      | 4-6   | L 7-25-5 | 77 | 4/1  | @ Colorado     | 5-9   | L 17-48-12 |
| 38 | 12/27 | @ Chicago      | 3-4   | L 7-26-5 | 78 | 4/3  | PITTSBURGH     | 2-3   | L 17-49-12 |
| 39 | 12/30 | PHILADELPHIA   | 6-3   | W 8-26-5 | 79 | 4/7  | CHICAGO        | 4-1   | W 18-49-12 |
| 40 | 1/2   | @ Colorado     | 2-4   | L 8-27-5 | 80 | 4/8  | @ Chicago      | 2-3   | L 18-50-12 |

| PLAYER            | GP | G  | A  | TP | S   | PCTG | GW | GT | F | PP | SH | PLAYER           | GP | G    | A   | TP | S  | PCTG | GW     | GT | F | PP | SH |
|-------------------|----|----|----|----|-----|------|----|----|---|----|----|------------------|----|------|-----|----|----|------|--------|----|---|----|----|
| Bernie Federko    | 74 | 31 | 64 | 95 | 156 | 19.9 | 1  | 3  | 7 | 7  | 0  | Jamie Masters    | 10 | 0    | 6   | 6  | 10 | 0.0  | 0      | 0  | 0 | 0  | 0  |
| Brian Sutter      | 77 | 41 | 39 | 80 | 177 | 23.2 | 3  | 1  | 3 | 12 | 0  | Doug Palazzari   | 20 | 2    | 3   | 5  | 16 | 12.5 | 0      | 0  | 0 | 0  | 0  |
| Wayne Babych      | 67 | 27 | 36 | 63 | 196 | 13.8 | 0  | 0  | 3 | 11 | 0  | Rick Bowness     | 24 | 1    | 3   | 4  | 18 | 5.6  | 0      | 0  | 0 | 0  | 0  |
| Garry Unger       | 80 | 30 | 26 | 56 | 182 | 16.5 | 3  | 2  | 3 | 3  | 0  | Bruce Affleck    | 26 | 1    | 3   | 4  | 34 | 2.9  | 0      | 0  | 0 | 0  | 0  |
| Larry Patey       | 78 | 15 | 19 | 34 | 124 | 12.1 | 2  | 2  | 4 | 0  | 2  | Dick Lamby       | 9  | 0    | 4   | 4  | 11 | 0.0  | 0      | 0  | 0 | 0  | 0  |
| Inge Hammarstrom  | 65 | 12 | 24 | 34 | 129 | 9.3  | 1  | 0  | 3 | 0  | 0  | Rick Shinski     | 11 | 0    | 4   | 4  | 7  | 0.0  | 0      | 0  | 0 | 0  | 0  |
| Jack Brownschidle | 64 | 10 | 22 | 34 | 101 | 9.9  | 1  | 1  | 2 | 1  | 0  | Neil Komadoski   | 42 | 1    | 2   | 3  | 28 | 3.6  | 0      | 0  | 0 | 0  | 0  |
| Curt Bennett      | 74 | 14 | 19 | 33 | 141 | 9.9  | 1  | 1  | 2 | 1  | 0  | Steve Durban     | 13 | 1    | 1   | 2  | 18 | 5.6  | 0      | 0  | 1 | 0  | 0  |
| Barry Gibbs       | 76 | 2  | 27 | 29 | 86  | 2.3  | 0  | 0  | 0 | 0  | 0  | Ken Richardson   | 16 | 1    | 1   | 2  | 6  | 16.7 | 0      | 0  | 0 | 0  | 0  |
| Larry Giroux      | 73 | 5  | 22 | 27 | 107 | 4.7  | 1  | 0  | 0 | 0  | 0  | Neil Labatte     | 22 | 0    | 2   | 2  | 15 | 0.0  | 0      | 0  | 0 | 0  | 0  |
| Bob Murdoch       | 54 | 13 | 13 | 26 | 92  | 14.1 | 3  | 0  | 2 | 1  | 0  | Bill Fairbairn   | 5  | 1    | 0   | 1  | 8  | 12.5 | 0      | 0  | 0 | 0  | 0  |
| Mike Zuke         | 34 | 9  | 17 | 26 | 80  | 11.3 | 0  | 1  | 1 | 3  | 0  | Rod Seiling      | 3  | 0    | 1   | 1  | 3  | 0.0  | 0      | 0  | 0 | 0  | 0  |
| Tony Currie       | 36 | 4  | 15 | 19 | 57  | 7.0  | 2  | 0  | 1 | 1  | 0  | Ed Staniowski    | 38 | 0    | 1   | 1  | 0  | 0.0  | 0      | 0  | 0 | 0  | 0  |
| Mike Walton       | 22 | 7  | 11 | 18 | 41  | 17.1 | 0  | 0  | 0 | 3  | 0  | Gord McFavish    | 1  | 0    | 0   | 0  | 1  | 0.0  | 0      | 0  | 0 | 0  | 0  |
| Bob Stewart       | 78 | 5  | 13 | 18 | 57  | 8.8  | 0  | 0  | 0 | 1  | 0  |                  |    |      |     |    |    |      |        |    |   |    |    |
| John Smrke        | 55 | 6  | 8  | 14 | 72  | 8.3  | 0  | 0  | 2 | 0  | 1  |                  |    |      |     |    |    |      |        |    |   |    |    |
| Harvey Bennett    | 52 | 3  | 9  | 12 | 44  | 6.8  | 0  | 0  | 2 | 0  | 0  | Ed Staniowski    | 39 | 2291 | 146 | 4  | 0  | 3.82 | 9-25-3 |    |   |    |    |
| Mike Crombeen     | 37 | 3  | 8  | 11 | 51  | 5.9  | 0  | 0  | 0 | 0  | 0  | Phil Myre        | 39 | 2259 | 163 | 2  | 1  | 4.33 | 9-22-8 |    |   |    |    |
| Bob Hess          | 27 | 3  | 4  | 7  | 42  | 7.1  | 0  | 1  | 0 | 0  | 0  | Doug Grant       | 4  | 190  | 23  | 1  | 0  | 7.26 | 0-2-1  |    |   |    |    |
| Brian Ogilvie     | 14 | 1  | 5  | 6  | 21  | 4.8  | 0  | 0  | 0 | 0  | 0  | Terry Richardson | 1  | 60   | 9   | 0  | 0  | 9.00 | 0-1-0  |    |   |    |    |

## 1977-1978 (20-47-13, 53 pts, 4th Smythe Division)

| #  | DATE  | VERSUS         | SCORE | RECORD   | #  | DATE | VERSUS         | SCORE | RECORD     |
|----|-------|----------------|-------|----------|----|------|----------------|-------|------------|
| 1  | 10/12 | @ Pittsburgh   | 2-4   | L 0-1-0  | 41 | 1/13 | @ Colorado     | 2-1   | W 10-26-5  |
| 2  | 10/15 | @ Atlanta      | 1-3   | L 0-2-0  | 42 | 1/14 | MINNESOTA      | 5-2   | W 11-26-5  |
| 3  | 10/16 | @ Philadelphia | 0-7   | L 0-3-0  | 43 | 1/17 | TORONTO        | 2-2   | T 11-26-6  |
| 4  | 10/19 | BOSTON         | 3-7   | L 0-4-0  | 44 | 1/19 | NY ISLANDERS   | 0-3   | L 11-27-6  |
| 5  | 10/22 | CLEVELAND      | 2-3   | L 0-5-0  | 45 | 1/21 | BUFFALO        | 1-3   | L 11-28-6  |
| 6  | 10/23 | @ Chicago      | 0-2   | L 0-6-0  | 46 | 1/22 | @ Chicago      | 1-3   | L 11-29-6  |
| 7  | 10/25 | ATLANTA        | 2-2   | T 0-6-1  | 47 | 1/26 | @ Los Angeles  | 1-5   | L 11-30-6  |
| 8  | 10/26 | @ NY Rangers   | 2-6   | L 0-7-1  | 48 | 1/28 | @ Vancouver    | 3-8   | L 11-31-6  |
| 9  | 10/29 | PHILADELPHIA   | 3-7   | L 0-8-1  | 49 | 2/1  | BOSTON         | 3-5   | L 11-32-6  |
| 10 | 11/1  | LOS ANGELES    | 7-2   | W 1-8-1  | 50 | 2/4  | NY RANGERS     | 2-2   | T 11-32-7  |
| 11 | 11/2  | @ Cleveland    | 4-4   | T 1-8-2  | 51 | 2/6  | @ Philadelphia | 0-2   | L 11-33-7  |
| 12 | 11/5  | BUFFALO        | 1-3   | L 1-9-2  | 52 | 2/8  | @ Toronto      | 4-5   | L 11-34-7  |
| 13 | 11/6  | @ Buffalo      | 4-7   | L 1-10-2 | 53 | 2/11 | @ Montreal     | 3-7   | L 11-35-7  |
| 14 | 11/9  | VANCOUVER      | 8-6   | W 2-10-2 | 54 | 2/15 | MONTREAL       | 2-6   | L 11-36-7  |
| 15 | 11/11 | @ Colorado     | 2-1   | W 3-10-2 | 55 | 2/18 | VANCOUVER      | 4-3   | W 12-36-7  |
| 16 | 11/12 | COLORADO       | 3-1   | W 4-10-2 | 56 | 2/19 | @ Buffalo      | 2-6   | L 12-37-7  |
| 17 | 11/15 | WASHINGTON     | 2-2   | T 4-10-3 | 57 | 2/21 | PITTSBURGH     | 4-5   | L 12-38-7  |
| 18 | 11/16 | @ Detroit      | 1-10  | L 4-11-3 | 58 | 2/22 | @ Pittsburgh   | 2-2   | T 12-38-8  |
| 19 | 11/19 | DETROIT        | 1-2   | L 4-12-3 | 59 | 2/25 | COLORADO       | 5-5   | T 12-38-9  |
| 20 | 11/23 | TORONTO        | 2-3   | L 4-13-3 | 60 | 2/26 | @ Detroit      | 3-1   | W 13-38-9  |
| 21 | 11/26 | @ Cleveland    | 2-1   | W 5-13-3 | 61 | 2/28 | MINNESOTA      | 7-1   | W 14-38-9  |
| 22 | 11/27 | @ Boston       | 1-4   | L 5-14-3 | 62 | 3/1  | @ Minnesota    | 3-2   | W 15-38-9  |
| 23 | 11/30 | NY RANGERS     | 0-4   | L 5-15-3 | 63 | 3/4  | WASHINGTON     | 3-3   | T 15-38-10 |
| 24 | 12/3  | NY ISLANDERS   | 2-7   | L 5-16-3 | 64 | 3/5  | @ Philadelphia | 1-7   | L 15-39-10 |
| 25 | 12/6  | LOS ANGELES    | 1-6   | L 5-17-3 | 65 | 3/7  | @ Boston       | 2-7   | L 15-40-10 |
| 26 | 12/8  | @ Montreal     | 1-8   | L 5-18-3 | 66 | 3/9  | NY ISLANDERS   | 3-6   | L 15-41-10 |
| 27 | 12/10 | COLORADO       | 6-4   | W 6-18-3 | 67 | 3/11 | MINNESOTA      | 1-1   | T 15-41-11 |
| 28 | 12/11 | @ Washington   | 1-2   | L 6-19-3 | 68 | 3/14 | @ NY Islanders | 3-3   | T 15-41-12 |
| 29 | 12/14 | PITTSBURGH     | 3-2   | W 7-19-3 | 69 | 3/15 | ATLANTA        | 2-6   | L 15-42-12 |
| 30 | 12/17 | DETROIT        | 2-3   | L 7-20-3 | 70 | 3/18 | CHICAGO        | 5-4   | W 16-42-12 |
| 31 | 12/19 | @ Toronto      | 4-4   | T 7-20-4 | 71 | 3/19 | @ Washington   | 3-2   | W 17-42-12 |
| 32 | 12/21 | CHICAGO        | 2-6   | L 7-21-4 | 72 | 3/22 | NY RANGERS     | 1-6   | L 17-43-12 |
| 33 | 12/22 | @ NY Islanders | 3-6   | L 7-22-4 | 73 | 3/23 | @ Atlanta      | 3-5   | L 17-44-12 |
| 34 | 12/27 | @ Minnesota    | 0-1   | L 7-23-4 | 74 | 3/25 | @ Chicago      | 2-2   | T 17-44-13 |
| 35 | 12/29 | @ Atlanta      | 4-5   | L 7-24-4 | 75 | 3/27 | @ NY Rangers   | 2-5   | L 17-45-13 |
| 36 | 12/31 | PHILADELPHIA   | 3-2   | W 8-24-4 | 76 | 3/29 | VANCOUVER      | 3-1   | W 18-45-13 |
| 37 | 1/3   | MONTREAL       | 0-2   | L 8-25-4 | 77 | 4/1  | CLEVELAND      | 3-1   | W 19-45-13 |
| 38 | 1/7   | CHICAGO        | 0-0   | T 8-25-5 | 78 | 4/4  | @ Vancouver    | 2-3   | L 19-46-13 |
| 39 | 1/8   | @ Minnesota    | 3-1   | W 9-25-5 | 79 | 4/5  | @ Los Angeles  | 3-2   | W 20-46-13 |
| 40 | 1/11  | @ Vancouver    | 4-6   | L 9-26-5 | 80 | 4/8  | @ Colorado     | 2-5   | L 20-47-13 |

| PLAYER            | GP | G  | A  | TP | S   | PCTG | GW | GT | F | PP | SH | PLAYER           | GP | G | A | TP | S  | PCTG | GW | GT | F | PP | SH |
|-------------------|----|----|----|----|-----|------|----|----|---|----|----|------------------|----|---|---|----|----|------|----|----|---|----|----|
| Gary Unger        | 80 | 32 | 20 | 52 | 238 | 13.4 | 5  | 3  | 6 | 10 | 0  | Rick Bourbonnais | 31 | 3 | 7 | 10 | 56 | 5.4  | 0  | 0  | 0 | 1  | 0  |
| Bernie Federko    | 72 | 17 | 24 | 41 | 128 | 13.3 | 1  | 2  | 5 | 4  | 0  | Neil Komadoski   | 33 | 2 | 8 | 10 | 26 | 7.7  | 0  | 1  | 0 | 0  | 0  |
| Inge Hammarstrom  | 70 | 19 | 19 | 38 | 165 | 11.5 | 2  | 1  | 6 | 3  | 0  | Tony Currie      | 22 | 4 | 5 | 9  | 35 | 11.4 | 0  | 1  | 1 | 1  | 0  |
| Red Berenson      | 80 | 13 | 25 | 38 | 140 | 9.3  | 2  | 0  | 0 | 0  | 1  | Ken Richardson   | 12 | 2 | 5 | 7  | 14 | 14.3 | 0  | 0  | 0 | 0  | 0  |
| Larry Patey       | 80 | 17 | 17 | 34 | 129 | 13.2 | 3  | 1  | 1 | 3  | 0  | John Smrke       | 18 | 2 | 4 | 6  | 20 | 10.0 | 0  | 0  | 0 | 0  | 0  |
| Bill Fairbairn    | 60 | 14 | 16 | 30 | 82  | 17.1 | 1  | 0  | 3 | 2  | 1  | Len Frig         | 30 | 1 | 3 | 4  | 32 | 3.1  | 1  | 0  | 0 | 0  | 0  |
| Curt Bennett      | 50 | 7  | 17 | 24 | 92  | 7.6  | 1  | 1  | 1 | 1  | 0  | Floyd Thomson    | 6  | 1 | 1 | 2  | 4  | 25.0 | 0  | 0  | 1 | 0  | 0  |
| Brian Sutter      | 78 | 9  | 13 | 22 | 98  | 9.2  | 1  | 1  | 0 | 4  | 0  | Jerry Butler     | 9  | 0 | 2 | 2  | 15 | 0.0  | 0  | 0  | 0 | 0  | 0  |
| Claude Larose     | 69 | 8  | 13 | 21 | 116 | 6.9  | 0  | 0  | 2 | 2  | 0  | Phil Myre        | 44 | 0 | 2 | 2  | 0  | 0.0  | 0  | 0  | 0 | 0  | 0  |
| Bob MacMillan     | 28 | 7  | 12 | 19 | 77  | 9.1  | 0  | 1  | 1 | 3  | 0  | Doug Palazzari   | 3  | 1 | 0 | 1  | 3  | 33.3 | 0  | 0  | 0 | 0  | 0  |
| Bary Gibbs        | 51 | 6  | 12 | 18 | 103 | 5.8  | 0  | 0  | 1 | 4  | 0  | Bob Plager       | 18 | 0 | 0 | 0  | 15 | 0.0  | 0  | 0  | 0 | 0  | 0  |
| Bruce Affleck     | 75 | 4  | 14 | 18 | 95  | 4.2  | 1  | 0  | 1 | 0  | 0  |                  |    |   |   |    |    |      |    |    |   |    |    |
| Jack Brownschilde | 40 | 2  | 15 | 17 | 62  | 3.2  | 0  | 0  | 1 | 1  | 0  |                  |    |   |   |    |    |      |    |    |   |    |    |
| Dick Redmond      | 28 | 4  | 11 | 15 | 93  | 4.3  | 0  | 0  | 0 | 2  | 0  |                  |    |   |   |    |    |      |    |    |   |    |    |
| Brian Ogilvie     | 32 | 6  | 8  | 14 | 63  | 9.5  | 0  | 0  | 2 | 3  | 0  |                  |    |   |   |    |    |      |    |    |   |    |    |
| Jim Roberts       | 75 | 4  | 10 | 14 | 70  | 5.7  | 1  | 0  | 1 | 0  | 0  |                  |    |   |   |    |    |      |    |    |   |    |    |
| Bob Hess          | 55 | 2  | 12 | 14 | 101 | 2.0  | 0  | 0  | 1 | 0  | 0  |                  |    |   |   |    |    |      |    |    |   |    |    |
| Rod Seiling       | 78 | 1  | 11 | 12 | 98  | 1.0  | 0  | 0  | 1 | 0  | 0  |                  |    |   |   |    |    |      |    |    |   |    |    |
| Gary Holt         | 49 | 7  | 4  | 11 | 57  | 12.3 | 1  | 0  | 1 | 0  | 0  |                  |    |   |   |    |    |      |    |    |   |    |    |

| GOALTENDER    | GP | MIN  | GA  | ENG | SO | AVG  | W-L-T   |
|---------------|----|------|-----|-----|----|------|---------|
| Doug Grant    | 9  | 500  | 24  | 1   | 0  | 2.88 | 3-3-2   |
| Phil Myre     | 44 | 2620 | 159 | 2   | 1  | 3.64 | 11-25-8 |
| Ed Staniowski | 17 | 886  | 57  | 1   | 0  | 3.86 | 1-10-2  |
| Ed Johnston   | 12 | 650  | 45  | 0   | 0  | 4.15 | 5-6-1   |
| Yves Belanger | 3  | 144  | 15  | 0   | 0  | 6.25 | 0-3-0   |

# Team & Individual Results, Records & Stats

1976-1977 (32-39-9, 73 pts, 4th Smythe Division)

| #  | DATE  | VERSUS         | SCORE | RECORD    | #  | DATE | VERSUS         | SCORE | RECORD    |
|----|-------|----------------|-------|-----------|----|------|----------------|-------|-----------|
| 1  | 10/7  | CHICAGO        | 4-6   | L 0-1-0   | 41 | 1/6  | @ Philadelphia | 1-7   | L 17-19-5 |
| 2  | 10/9  | NY RANGERS     | 2-1   | W 1-1-0   | 42 | 1/8  | VANCOUVER      | 2-5   | L 17-20-5 |
| 3  | 10/13 | @ Colorado     | 3-2   | W 2-1-0   | 43 | 1/12 | MONTREAL       | 7-2   | W 18-20-5 |
| 4  | 10/16 | @ Vancouver    | 6-3   | W 3-1-0   | 44 | 1/14 | @ Atlanta      | 2-3   | L 18-21-5 |
| 5  | 10/17 | @ Los Angeles  | 2-6   | L 3-2-0   | 45 | 1/15 | DETROIT        | 4-0   | W 19-21-5 |
| 6  | 10/19 | BOSTON         | 6-5   | W 4-2-0   | 46 | 1/19 | @ Chicago      | 5-3   | W 20-21-5 |
| 7  | 10/21 | @ Cleveland    | 2-6   | L 4-3-0   | 47 | 1/22 | COLORADO       | 2-1   | W 21-21-5 |
| 8  | 10/23 | DETROIT        | 4-2   | W 5-3-0   | 48 | 1/23 | @ Washington   | 3-6   | L 21-22-5 |
| 9  | 10/24 | @ Chicago      | 2-7   | L 5-4-0   | 49 | 1/27 | PHILADELPHIA   | 0-2   | L 21-23-5 |
| 10 | 10/26 | VANCOUVER      | 5-2   | W 6-4-0   | 50 | 1/29 | WASHINGTON     | 2-5   | L 21-24-5 |
| 11 | 10/28 | @ NY Islanders | 2-5   | L 6-5-0   | 51 | 1/30 | @ NY Rangers   | 2-5   | L 21-25-5 |
| 12 | 10/30 | COLORADO       | 3-1   | W 7-5-0   | 52 | 2/1  | BOSTON         | 3-3   | T 21-25-6 |
| 13 | 11/3  | @ Toronto      | 6-2   | W 8-5-0   | 53 | 2/3  | @ Boston       | 4-5   | L 21-26-6 |
| 14 | 11/6  | TORONTO        | 3-2   | W 9-5-0   | 54 | 2/5  | BUFFALO        | 6-5   | W 22-26-6 |
| 15 | 11/9  | MONTREAL       | 1-8   | L 9-6-0   | 55 | 2/8  | PITTSBURGH     | 6-3   | W 23-26-6 |
| 16 | 11/10 | @ Buffalo      | 0-5   | L 9-7-0   | 56 | 2/12 | ATLANTA        | 3-1   | W 24-26-6 |
| 17 | 11/13 | ATLANTA        | 3-5   | L 9-8-0   | 57 | 2/14 | @ Philadelphia | 4-6   | L 24-27-6 |
| 18 | 11/15 | @ Montreal     | 2-4   | L 9-9-0   | 58 | 2/15 | CHICAGO        | 5-1   | W 25-27-6 |
| 19 | 11/17 | @ Detroit      | 5-5   | T 9-9-1   | 59 | 2/19 | WASHINGTON     | 4-1   | W 26-27-6 |
| 20 | 11/20 | NY RANGERS     | 3-1   | W 10-9-1  | 60 | 2/21 | @ Vancouver    | 4-0   | W 27-27-6 |
| 21 | 11/24 | @ Minnesota    | 4-2   | W 11-9-1  | 61 | 2/22 | @ Los Angeles  | 0-4   | L 27-28-6 |
| 22 | 11/26 | @ Atlanta      | 2-5   | L 11-10-1 | 62 | 2/26 | PHILADELPHIA   | 1-5   | L 27-29-6 |
| 23 | 11/27 | BUFFALO        | 3-2   | W 12-10-1 | 63 | 2/28 | CLEVELAND      | 2-5   | L 27-30-6 |
| 24 | 11/30 | COLORADO       | 3-5   | L 12-11-1 | 64 | 3/2  | @ Colorado     | 2-2   | T 27-30-7 |
| 25 | 12/3  | @ Cleveland    | 2-2   | T 12-11-2 | 65 | 3/5  | NY ISLANDERS   | 2-1   | W 28-30-7 |
| 26 | 12/4  | ATLANTA        | 0-1   | L 12-12-2 | 66 | 3/6  | @ Minnesota    | 2-3   | L 28-31-7 |
| 27 | 12/7  | @ NY Islanders | 2-4   | L 12-13-2 | 67 | 3/8  | PITTSBURGH     | 1-2   | L 28-32-7 |
| 28 | 12/8  | @ NY Rangers   | 4-4   | T 12-13-3 | 68 | 3/10 | @ Detroit      | 4-2   | W 29-32-7 |
| 29 | 12/11 | MINNESOTA      | 1-1   | T 12-13-4 | 69 | 3/12 | MINNESOTA      | 3-3   | T 29-32-8 |
| 30 | 12/12 | @ Pittsburgh   | 3-5   | L 12-14-4 | 70 | 3/15 | TORONTO        | 1-4   | L 29-33-8 |
| 31 | 12/15 | @ Toronto      | 1-4   | L 12-15-4 | 71 | 3/16 | @ Pittsburgh   | 3-7   | L 29-34-8 |
| 32 | 12/16 | @ Boston       | 2-5   | L 12-16-4 | 72 | 3/19 | VANCOUVER      | 4-4   | T 29-34-9 |
| 33 | 12/18 | PHILADELPHIA   | 0-2   | L 12-17-4 | 73 | 3/20 | @ NY Rangers   | 3-5   | L 29-35-9 |
| 34 | 12/19 | @ Chicago      | 6-4   | W 13-17-4 | 74 | 3/22 | LOS ANGELES    | 4-2   | W 30-35-9 |
| 35 | 12/22 | @ Colorado     | 2-1   | W 14-17-4 | 75 | 3/23 | @ Montreal     | 1-6   | L 30-36-9 |
| 36 | 12/23 | @ Vancouver    | 4-2   | W 15-17-4 | 76 | 3/26 | @ NY Islanders | 2-5   | L 30-37-9 |
| 37 | 12/28 | NY ISLANDERS   | 4-4   | T 15-17-5 | 77 | 3/28 | @ Minnesota    | 4-5   | L 30-38-9 |
| 38 | 1/1   | MINNESOTA      | 3-1   | W 16-17-5 | 78 | 3/30 | CHICAGO        | 4-1   | W 31-38-9 |
| 39 | 1/2   | @ Washington   | 1-2   | L 16-18-5 | 79 | 4/2  | CLEVELAND      | 9-2   | W 32-38-9 |
| 40 | 1/4   | LOS ANGELES    | 4-3   | W 17-18-5 | 80 | 4/3  | @ Buffalo      | 3-7   | L 32-39-9 |

| PLAYER           | GP | G  | A  | TP | S   | PCTG | GW | GT | F | PP | SH | PLAYER            | GP        | G           | A         | TP         | S         | PCTG       | GW           | GT | F | PP | SH |
|------------------|----|----|----|----|-----|------|----|----|---|----|----|-------------------|-----------|-------------|-----------|------------|-----------|------------|--------------|----|---|----|----|
| Bob MacMillan    | 80 | 19 | 39 | 58 | 168 | 11.3 | 1  | 1  | 4 | 10 | 0  | Bob Plager        | 54        | 1           | 9         | 10         | 64        | 1.6        | 0            | 0  | 0 | 0  | 0  |
| Garry Unger      | 80 | 30 | 27 | 57 | 235 | 12.8 | 5  | 1  | 6 | 7  | 0  | Jamie Master      | 16        | 1           | 7         | 8          | 22        | 4.5        | 0            | 0  | 0 | 1  | 0  |
| Larry Patey      | 80 | 32 | 39 | 50 | 134 | 15.7 | 2  | 2  | 2 | 1  | 2  | Gilles Marotte    | 47        | 3           | 4         | 7          | 59        | 5.1        | 1            | 0  | 0 | 0  | 0  |
| Red Berenson     | 80 | 21 | 28 | 49 | 178 | 11.8 | 3  | 0  | 4 | 4  | 0  | Dave Hrechosy     | 15        | 1           | 2         | 3          | 9         | 11.1       | 0            | 0  | 0 | 0  | 0  |
| Claude Larose    | 80 | 29 | 19 | 48 | 212 | 13.7 | 2  | 1  | 7 | 1  | 1  | Joe Zanussi       | 11        | 0           | 3         | 3          | 11        | 0.0        | 0            | 0  | 0 | 0  | 0  |
| Chuck Leffey     | 71 | 11 | 30 | 41 | 156 | 7.1  | 1  | 0  | 0 | 3  | 0  | Doug Palazzari    | 12        | 1           | 0         | 1          | 11        | 9.1        | 0            | 0  | 1 | 0  | 0  |
| Pierre Plante    | 76 | 18 | 20 | 32 | 124 | 14.5 | 3  | 2  | 5 | 4  | 0  | Barclay Plager    | 2         | 0           | 1         | 1          | 2         | 0.0        | 0            | 0  | 0 | 0  | 0  |
| Jerry Butler     | 80 | 12 | 20 | 32 | 152 | 7.9  | 0  | 0  | 1 | 0  | 0  | Yves Belanger     | 3         | 0           | 1         | 1          | 0         | 0.0        | 0            | 0  | 0 | 0  | 0  |
| Rod Seiling      | 79 | 3  | 26 | 29 | 142 | 2.1  | 1  | 1  | 0 | 2  | 0  | Rick Smith        | 18        | 0           | 1         | 1          | 11        | 0.0        | 0            | 0  | 0 | 0  | 0  |
| Ted Irvine       | 69 | 14 | 14 | 28 | 122 | 11.5 | 2  | 0  | 2 | 1  | 0  | Brian Ogilvie     | 3         | 0           | 0         | 0          | 0         | 0.0        | 0            | 0  | 0 | 0  | 0  |
| Bruce Affleck    | 80 | 5  | 20 | 25 | 133 | 3.8  | 0  | 0  | 0 | 1  | 0  | <b>GOALTENDER</b> | <b>GP</b> | <b>MINS</b> | <b>GA</b> | <b>ENG</b> | <b>SO</b> | <b>AVG</b> | <b>W-L-T</b> |    |   |    |    |
| Bob Gassoff      | 77 | 6  | 18 | 24 | 110 | 5.5  | 3  | 0  | 1 | 0  | 0  | Yves Belanger     | 3         | 140         | 7         | 0          | 0         | 3.00       | 2-0-0        |    |   |    |    |
| Bernie Federko   | 31 | 14 | 9  | 23 | 67  | 20.9 | 3  | 0  | 3 | 6  | 0  | Ed Johnston       | 38        | 2111        | 108       | 1          | 1         | 3.07       | 13-16-5      |    |   |    |    |
| Bob Hess         | 53 | 8  | 18 | 22 | 88  | 4.5  | 0  | 0  | 0 | 1  | 0  | Doug Grant        | 17        | 960         | 50        | 1          | 1         | 3.13       | 7-7-3        |    |   |    |    |
| Derek Sanderson  | 32 | 4  | 13 | 21 | 53  | 15.1 | 2  | 1  | 1 | 3  | 0  | Ed Staniowski     | 29        | 1589        | 108       | 1          | 0         | 4.08       | 10-16-1      |    |   |    |    |
| Floyd Thomason   | 58 | 7  | 8  | 15 | 46  | 15.2 | 2  | 0  | 0 | 0  | 1  |                   |           |             |           |            |           |            |              |    |   |    |    |
| Rick Bourbonnais | 33 | 6  | 8  | 14 | 44  | 13.6 | 1  | 0  | 1 | 2  | 0  |                   |           |             |           |            |           |            |              |    |   |    |    |
| Brian Sutter     | 35 | 4  | 10 | 14 | 49  | 8.2  | 0  | 0  | 0 | 0  | 0  |                   |           |             |           |            |           |            |              |    |   |    |    |



## 1975-1976 (29-37-14, 72 pts, 3rd Smythe Division)

| #  | DATE  | VERSUS         | SCORE | RECORD    | #  | DATE | VERSUS         | SCORE | RECORD     |
|----|-------|----------------|-------|-----------|----|------|----------------|-------|------------|
| 1  | 10/8  | @ Detroit      | 1-1   | T 0-0-1   | 41 | 1/13 | BUFFALO        | 7-3   | W 15-21-5  |
| 2  | 10/11 | @ Montreal     | 2-7   | L 0-1-1   | 42 | 1/15 | @ Atlanta      | 5-3   | W 16-21-5  |
| 3  | 10/14 | KANSAS CITY    | 5-1   | W 1-1-1   | 43 | 1/17 | BOSTON         | 7-5   | W 17-21-5  |
| 4  | 10/16 | @ Philadelphia | 2-3   | L 1-2-1   | 44 | 1/21 | @ Kansas City  | 4-2   | W 18-21-5  |
| 5  | 10/18 | BUFFALO        | 3-5   | L 1-3-1   | 45 | 1/24 | CHICAGO        | 1-2   | L 18-22-5  |
| 6  | 10/21 | LOS ANGELES    | 6-1   | W 2-3-1   | 46 | 1/25 | @ Buffalo      | 2-4   | L 18-23-5  |
| 7  | 10/22 | @ Atlanta      | 1-1   | T 2-3-2   | 47 | 1/27 | DETROIT        | 2-3   | L 18-24-5  |
| 8  | 10/25 | ATLANTA        | 7-3   | W 3-3-2   | 48 | 1/29 | NY RANGERS     | 3-6   | L 18-25-5  |
| 9  | 10/29 | @ NY Rangers   | 1-3   | L 3-4-2   | 49 | 1/31 | NY ISLANDERS   | 2-2   | T 18-25-6  |
| 10 | 10/30 | @ Boston       | 2-3   | L 3-5-2   | 50 | 2/3  | CALIFORNIA     | 4-4   | T 18-25-7  |
| 11 | 11/1  | VANCOUVER      | 3-3   | T 3-5-3   | 51 | 2/4  | @ Kansas City  | 3-3   | T 18-25-8  |
| 12 | 11/5  | @ Minnesota    | 4-1   | W 4-5-3   | 52 | 2/6  | VANCOUVER      | 5-3   | W 19-25-8  |
| 13 | 11/6  | PITTSBURGH     | 3-5   | L 4-6-3   | 53 | 2/7  | @ Philadelphia | 2-8   | L 19-26-8  |
| 14 | 11/8  | TORONTO        | 3-3   | T 4-6-4   | 54 | 2/10 | @ Montreal     | 1-6   | L 19-27-8  |
| 15 | 11/9  | @ Washington   | 5-3   | W 5-6-4   | 55 | 2/13 | @ Washington   | 2-0   | W 20-27-8  |
| 16 | 11/11 | NY RANGERS     | 5-3   | W 6-6-4   | 56 | 2/14 | ATLANTA        | 5-3   | W 21-27-8  |
| 17 | 11/15 | WASHINGTON     | 9-2   | W 7-6-4   | 57 | 2/16 | CALIFORNIA     | 4-2   | W 22-27-8  |
| 18 | 11/18 | MINNESOTA      | 1-5   | L 7-7-4   | 58 | 2/18 | @ Los Angeles  | 2-2   | T 22-27-9  |
| 19 | 11/22 | DETROIT        | 5-1   | W 8-7-4   | 59 | 2/21 | VANCOUVER      | 4-5   | L 22-28-9  |
| 20 | 11/26 | KANSAS CITY    | 3-3   | T 8-7-5   | 60 | 2/24 | MONTEAL        | 2-6   | L 22-29-9  |
| 21 | 11/27 | @ Kansas City  | 2-3   | L 8-8-5   | 61 | 2/26 | @ Boston       | 2-4   | L 22-30-9  |
| 22 | 11/29 | @ NY Islanders | 2-8   | L 8-9-5   | 62 | 2/28 | PHILADELPHIA   | 2-2   | T 22-30-10 |
| 23 | 11/30 | @ NY Rangers   | 2-5   | L 8-10-5  | 63 | 2/29 | @ Pittsburgh   | 5-3   | W 23-30-10 |
| 24 | 12/2  | NY ISLANDERS   | 1-4   | L 8-11-5  | 64 | 3/3  | TORONTO        | 1-4   | L 23-31-10 |
| 25 | 12/4  | MONTEAL        | 1-4   | L 8-12-5  | 65 | 3/6  | CHICAGO        | 7-4   | W 24-31-10 |
| 26 | 12/6  | PHILADELPHIA   | 7-2   | W 9-12-5  | 66 | 3/7  | @ Buffalo      | 4-4   | T 24-31-11 |
| 27 | 12/9  | @ Vancouver    | 3-5   | L 9-13-5  | 67 | 3/9  | @ NY Islanders | 0-4   | L 24-32-11 |
| 28 | 12/10 | @ Los Angeles  | 0-5   | L 9-14-5  | 68 | 3/10 | @ Toronto      | 2-2   | T 24-32-12 |
| 29 | 12/12 | @ California   | 2-5   | L 9-15-5  | 69 | 3/13 | KANSAS CITY    | 5-3   | W 25-32-12 |
| 30 | 12/14 | @ Chicago      | 4-3   | W 10-15-5 | 70 | 3/14 | @ Pittsburgh   | 1-7   | L 25-33-12 |
| 31 | 12/17 | @ Toronto      | 2-6   | L 10-16-5 | 71 | 3/16 | BOSTON         | 3-3   | T 25-33-13 |
| 32 | 12/20 | NY ISLANDERS   | 1-7   | L 10-17-5 | 72 | 3/18 | @ Detroit      | 3-6   | L 25-34-13 |
| 33 | 12/21 | @ Philadelphia | 3-8   | L 10-18-5 | 73 | 3/21 | @ Vancouver    | 5-2   | W 26-34-13 |
| 34 | 12/23 | @ Chicago      | 1-4   | L 10-19-5 | 74 | 3/22 | @ California   | 1-7   | L 26-35-13 |
| 35 | 12/27 | VANCOUVER      | 4-2   | W 11-19-5 | 75 | 3/25 | PITTSBURGH     | 5-2   | W 27-35-13 |
| 36 | 1/2   | @ Atlanta      | 1-7   | L 11-20-5 | 76 | 3/27 | MINNESOTA      | 6-3   | W 28-35-13 |
| 37 | 1/3   | MINNESOTA      | 3-2   | W 12-20-5 | 77 | 3/30 | @ Minnesota    | 5-3   | W 29-35-13 |
| 38 | 1/6   | NY RANGERS     | 5-2   | W 13-20-5 | 78 | 3/31 | LOS ANGELES    | 1-2   | L 29-36-13 |
| 39 | 1/8   | WASHINGTON     | 4-2   | W 14-20-5 | 79 | 4/3  | CHICAGO        | 3-3   | T 29-36-14 |
| 40 | 1/10  | @ Minnesota    | 0-2   | L 14-21-5 | 80 | 4/4  | @ Chicago      | 2-7   | L 29-37-14 |

| PLAYER          | GP | G  | A  | TP | S   | PCTG | GW | GT | F | PP | SH | PLAYER            | GP        | G          | A         | TP         | S         | PCTG       | GW           | GT | F | PP | SH |
|-----------------|----|----|----|----|-----|------|----|----|---|----|----|-------------------|-----------|------------|-----------|------------|-----------|------------|--------------|----|---|----|----|
| Chuck Lefley    | 75 | 43 | 42 | 85 | 207 | 20.8 | 9  | 3  | 6 | 4  | 8  | Rick Wilson       | 65        | 1          | 6         | 7          | 44        | 2.3        | 0            | 0  | 0 | 1  | 0  |
| Garry Unger     | 80 | 39 | 44 | 83 | 357 | 10.9 | 3  | 5  | 8 | 13 | 0  | Dave Hrechkosy    | 13        | 3          | 3         | 6          | 20        | 15.0       | 0            | 1  | 0 | 1  | 0  |
| Derek Sanderson | 65 | 24 | 43 | 67 | 171 | 14.0 | 1  | 0  | 5 | 6  | 6  | Bert Wilson       | 45        | 2          | 3         | 5          | 25        | 8.0        | 1            | 1  | 0 | 0  | 0  |
| Bob MacMillan   | 80 | 20 | 32 | 52 | 151 | 13.2 | 2  | 1  | 3 | 2  | 1  | Brian Ogilvie     | 9         | 2          | 1         | 3          | 14        | 14.3       | 0            | 0  | 0 | 0  | 0  |
| Red Berenson    | 72 | 20 | 27 | 47 | 171 | 11.7 | 1  | 4  | 4 | 9  | 2  | Yves Belanger     | 31        | 0          | 2         | 2          | 0         | 0.0        | 0            | 0  | 0 | 0  | 0  |
| Jerry Butler    | 66 | 17 | 24 | 41 | 154 | 11.0 | 3  | 1  | 4 | 1  | 0  | Bruce Cowick      | 5         | 0          | 0         | 0          | 3         | 0.0        | 0            | 0  | 0 | 0  | 0  |
| Claude Larose   | 67 | 13 | 25 | 38 | 169 | 7.7  | 0  | 1  | 2 | 3  | 0  | Jamie Masters     | 7         | 0          | 0         | 0          | 1         | 0.0        | 0            | 0  | 0 | 0  | 0  |
| Pierre Plante   | 74 | 14 | 19 | 33 | 125 | 11.2 | 2  | 0  | 0 | 5  | 2  | Rick Bourbonnais  | 7         | 0          | 0         | 0          | 5         | 0.0        | 0            | 0  | 0 | 0  | 0  |
| Bob Hess        | 78 | 9  | 23 | 32 | 117 | 7.7  | 2  | 0  | 2 | 2  | 2  | Mitch Babin       | 8         | 0          | 0         | 0          | 2         | 0.0        | 0            | 0  | 0 | 0  | 0  |
| Bruce Affleck   | 80 | 4  | 26 | 30 | 100 | 4.0  | 1  | 0  | 0 | 3  | 0  |                   |           |            |           |            |           |            |              |    |   |    |    |
| Ted Irvine      | 69 | 10 | 13 | 23 | 105 | 9.5  | 2  | 1  | 0 | 2  | 0  |                   |           |            |           |            |           |            |              |    |   |    |    |
| Floyd Thomson   | 58 | 8  | 10 | 18 | 71  | 11.3 | 1  | 0  | 1 | 0  | 0  | <b>GOALTENDER</b> | <b>GP</b> | <b>MIN</b> | <b>GA</b> | <b>ENG</b> | <b>SO</b> | <b>AVG</b> | <b>W-L-T</b> |    |   |    |    |
| Wayne Merrick   | 19 | 7  | 8  | 15 | 56  | 12.5 | 0  | 0  | 0 | 1  | 0  | Gilles Gratton    | 6         | 265        | 11        | 0          | 0         | 2.49       | 2-0-2        |    |   |    |    |
| Larry Patey     | 53 | 8  | 6  | 14 | 80  | 10.0 | 0  | 0  | 4 | 2  | 1  | Ed Staniowski     | 11        | 620        | 33        | 0          | 0         | 3.19       | 5-3-2        |    |   |    |    |
| Bob Gassoff     | 80 | 1  | 12 | 13 | 100 | 1.0  | 0  | 0  | 0 | 0  | 0  | Ed Johnston       | 38        | 2152       | 130       | 1          | 1         | 3.62       | 11-17-9      |    |   |    |    |
| Bob Plager      | 63 | 3  | 8  | 11 | 43  | 7.0  | 1  | 0  | 0 | 0  | 1  | Yves Belanger     | 31        | 1763       | 113       | 2          | 0         | 3.85       | 11-17-1      |    |   |    |    |
| Rick Smith      | 65 | 1  | 7  | 8  | 32  | 3.1  | 0  | 0  | 0 | 0  | 0  |                   |           |            |           |            |           |            |              |    |   |    |    |
| Barclay Plager  | 64 | 0  | 8  | 8  | 32  | 0.0  | 0  | 0  | 0 | 0  | 0  |                   |           |            |           |            |           |            |              |    |   |    |    |

# Team & Individual Results, Records & Stats

1974-1975 (35-31-14, 84 pts, 2nd Smythe Division)

| #  | DATE  | VERSUS        | SCORE | RECORD    | #  | DATE | VERSUS         | SCORE | RECORD     |
|----|-------|---------------|-------|-----------|----|------|----------------|-------|------------|
| 1  | 10/9  | @ California  | 4-4   | T 0-0-1   | 41 | 1/11 | NY RANGERS     | 3-5   | L 16-19-6  |
| 2  | 10/12 | @ Vancouver   | 5-3   | W 1-0-1   | 42 | 1/12 | @ Detroit      | 2-1   | W 17-19-6  |
| 3  | 10/15 | VANCOUVER     | 4-6   | L 1-1-1   | 43 | 1/14 | @ NY Islanders | 3-3   | T 17-19-7  |
| 4  | 10/17 | MONTREAL      | 3-2   | W 2-1-1   | 44 | 1/15 | TORONTO        | 1-4   | L 17-20-7  |
| 5  | 10/19 | CHICAGO       | 1-3   | L 2-2-1   | 45 | 1/18 | MINNESOTA      | 5-4   | W 18-20-7  |
| 6  | 10/23 | @ NY Rangers  | 1-5   | L 2-3-1   | 46 | 1/23 | PHILADELPHIA   | 2-7   | L 18-21-7  |
| 7  | 10/24 | @ Boston      | 4-4   | T 2-3-2   | 47 | 1/25 | CHICAGO        | 1-4   | L 18-22-7  |
| 8  | 10/26 | BUFFALO       | 0-2   | L 2-4-2   | 48 | 1/28 | DETROIT        | 4-4   | T 18-22-8  |
| 9  | 10/27 | @ Chicago     | 3-10  | L 2-5-2   | 49 | 1/31 | @ Atlanta      | 4-2   | W 19-22-8  |
| 10 | 10/31 | @ Los Angeles | 1-1   | T 2-5-3   | 50 | 2/1  | PITTSBURGH     | 4-4   | T 19-22-9  |
| 11 | 11/2  | ATLANTA       | 9-0   | W 3-5-3   | 51 | 2/4  | TORONTO        | 3-5   | L 19-23-9  |
| 12 | 11/5  | LOS ANGELES   | 3-4   | L 3-6-3   | 52 | 2/7  | KANSAS CITY    | 5-0   | W 20-23-9  |
| 13 | 11/9  | NY ISLANDERS  | 4-2   | W 4-6-3   | 53 | 2/8  | @ Toronto      | 3-3   | T 20-23-10 |
| 14 | 11/12 | BOSTON        | 4-3   | W 5-6-3   | 54 | 2/11 | PHILADELPHIA   | 3-1   | W 21-23-10 |
| 15 | 11/13 | @ Kansas City | 3-5   | L 5-7-3   | 55 | 2/15 | WASHINGTON     | 7-1   | W 22-23-10 |
| 16 | 11/16 | PHILADELPHIA  | 5-3   | W 6-7-3   | 56 | 2/16 | @ Buffalo      | 4-4   | T 22-23-11 |
| 17 | 11/19 | @ Vancouver   | 3-6   | L 6-8-3   | 57 | 2/18 | MONTREAL       | 4-4   | T 22-23-12 |
| 18 | 11/21 | @ Minnesota   | 2-3   | L 6-9-3   | 58 | 2/22 | @ Pittsburgh   | 2-3   | L 22-24-12 |
| 19 | 11/23 | DETROIT       | 4-2   | W 7-9-3   | 59 | 2/23 | @ Washington   | 7-2   | W 23-24-12 |
| 20 | 11/25 | @ Toronto     | 2-2   | T 7-9-4   | 60 | 2/25 | @ NY Islanders | 0-3   | L 23-25-12 |
| 21 | 11/27 | VANCOUVER     | 1-6   | L 7-10-4  | 61 | 2/26 | @ NY Rangers   | 1-5   | L 23-26-12 |
| 22 | 11/30 | @ Montreal    | 1-7   | L 7-11-4  | 62 | 3/1  | @ Montreal     | 4-3   | W 24-26-12 |
| 23 | 12/1  | @ NY Rangers  | 4-4   | T 7-11-5  | 63 | 3/2  | @ Philadelphia | 2-4   | L 24-27-12 |
| 24 | 12/3  | CALIFORNIA    | 5-1   | W 8-11-5  | 64 | 3/5  | VANCOUVER      | 5-2   | W 25-27-12 |
| 25 | 12/7  | WASHINGTON    | 8-2   | W 9-11-5  | 65 | 3/8  | BUFFALO        | 3-3   | T 25-27-13 |
| 26 | 12/8  | @ Washington  | 3-1   | W 10-11-5 | 66 | 3/9  | @ Minnesota    | 5-4   | W 26-27-13 |
| 27 | 12/10 | NY ISLANDERS  | 2-3   | L 10-12-5 | 67 | 3/11 | ATLANTA        | 3-0   | W 27-27-13 |
| 28 | 12/12 | @ Detroit     | 4-3   | W 11-12-5 | 68 | 3/12 | @ Chicago      | 4-3   | W 28-27-13 |
| 29 | 12/14 | NY RANGERS    | 6-2   | W 12-12-5 | 69 | 3/14 | KANSAS CITY    | 6-1   | W 29-27-13 |
| 30 | 12/15 | PHILADELPHIA  | 2-7   | L 12-13-5 | 70 | 3/16 | @ Boston       | 2-7   | L 29-28-13 |
| 31 | 12/17 | NY ISLANDERS  | 8-4   | W 13-13-5 | 71 | 3/18 | PITTSBURGH     | 5-2   | W 30-28-13 |
| 32 | 12/20 | @ Atlanta     | 2-6   | L 13-14-5 | 72 | 3/20 | @ Los Angeles  | 2-3   | L 30-29-13 |
| 33 | 12/21 | KANSAS CITY   | 6-4   | W 14-14-5 | 73 | 3/21 | @ California   | 4-7   | L 30-30-13 |
| 34 | 12/26 | @ Pittsburgh  | 2-2   | T 14-14-6 | 74 | 3/23 | @ Vancouver    | 3-3   | T 30-30-14 |
| 35 | 12/28 | MINNESOTA     | 4-2   | W 15-14-6 | 75 | 3/26 | BOSTON         | 3-1   | W 31-30-14 |
| 36 | 12/29 | @ Chicago     | 2-5   | L 15-15-6 | 76 | 3/29 | MINNESOTA      | 2-1   | W 32-30-14 |
| 37 | 1/2   | @ Kansas City | 2-1   | W 16-15-6 | 77 | 4/1  | @ Minnesota    | 7-3   | W 33-30-14 |
| 38 | 1/4   | ATLANTA       | 1-4   | L 16-16-6 | 78 | 4/2  | LOS ANGELES    | 2-5   | L 33-31-14 |
| 39 | 1/5   | @ Buffalo     | 2-4   | L 16-17-6 | 79 | 4/5  | CHICAGO        | 4-3   | W 34-31-14 |
| 40 | 1/7   | CALIFORNIA    | 2-3   | L 16-18-6 | 80 | 4/6  | @ Kansas City  | 3-2   | W 35-31-14 |

| PLAYER            | GP | G  | A  | TP | S   | PCTG | GW | GT | F | PP | SH | PLAYER          | GP | G | A | TP | S  | PCTG | GW | GT | F | PP | SH |
|-------------------|----|----|----|----|-----|------|----|----|---|----|----|-----------------|----|---|---|----|----|------|----|----|---|----|----|
| Gary Unger        | 80 | 36 | 44 | 80 | 349 | 10.3 | 8  | 3  | 5 | 10 | 0  | Rick Wilson     | 76 | 2 | 5 | 7  | 63 | 3.2  | 0  | 0  | 1 | 0  | 0  |
| Pierre Plante     | 80 | 34 | 32 | 66 | 162 | 21.0 | 4  | 0  | 5 | 4  | 0  | Stan Gilbertson | 22 | 1 | 4 | 5  | 32 | 3.1  | 0  | 1  | 0 | 0  | 0  |
| Wayne Merrick     | 76 | 28 | 37 | 65 | 205 | 13.7 | 3  | 1  | 4 | 2  | 0  | Murray Kuntz    | 7  | 1 | 2 | 3  | 16 | 6.3  | 0  | 0  | 0 | 0  | 0  |
| Chuck Leffley     | 57 | 23 | 26 | 49 | 151 | 15.2 | 3  | 0  | 2 | 4  | 2  | Bob Stumpf      | 7  | 1 | 1 | 2  | 8  | 12.5 | 0  | 0  | 0 | 0  | 0  |
| Lawrence Sacharuk | 76 | 20 | 22 | 42 | 207 | 9.7  | 1  | 1  | 5 | 11 | 0  | Phil Roberto    | 7  | 0 | 2 | 2  | 5  | 0.0  | 0  | 0  | 0 | 0  | 0  |
| Garnet Bailey     | 49 | 15 | 26 | 41 | 102 | 14.7 | 1  | 1  | 2 | 4  | 0  | Dave Gardner    | 8  | 0 | 2 | 2  | 8  | 0.0  | 0  | 0  | 0 | 0  | 0  |
| Bob Hess          | 76 | 9  | 30 | 39 | 110 | 8.2  | 1  | 0  | 4 | 4  | 0  | Bruce Affleck   | 13 | 0 | 2 | 2  | 3  | 0.0  | 0  | 0  | 0 | 0  | 0  |
| Bill Collins      | 70 | 22 | 15 | 37 | 142 | 15.5 | 2  | 1  | 2 | 2  | 2  | John Davidson   | 40 | 0 | 2 | 2  | 0  | 0.0  | 0  | 0  | 0 | 0  | 0  |
| Floyd Thomson     | 77 | 9  | 27 | 36 | 111 | 8.1  | 0  | 0  | 1 | 0  | 0  | Yves Belanger   | 11 | 0 | 1 | 1  | 0  | 0.0  | 0  | 0  | 0 | 0  | 0  |
| Doug Palazzari    | 73 | 14 | 17 | 31 | 110 | 12.7 | 1  | 2  | 1 | 0  | 1  | Chris Evans     | 20 | 0 | 1 | 1  | 7  | 0.0  | 0  | 0  | 0 | 0  | 0  |
| Red Berenson      | 44 | 12 | 19 | 31 | 111 | 10.8 | 1  | 3  | 3 | 4  | 1  | Jack Borotsik   | 1  | 0 | 0 | 0  | 0  | 0.0  | 0  | 0  | 0 | 0  | 0  |
| Barclay Plager    | 76 | 4  | 24 | 28 | 88  | 4.5  | 1  | 0  | 0 | 0  | 0  | Don Wheldon     | 2  | 0 | 0 | 0  | 0  | 0.0  | 0  | 0  | 0 | 0  | 0  |
| Claude Larose     | 56 | 10 | 17 | 27 | 146 | 6.8  | 1  | 0  | 3 | 0  | 0  | Jim McCrimmon   | 2  | 0 | 0 | 0  | 0  | 0.0  | 0  | 0  | 0 | 0  | 0  |
| Bob Gassoff       | 60 | 4  | 14 | 18 | 77  | 5.2  | 1  | 0  | 1 | 1  | 0  | Frank Spring    | 3  | 0 | 0 | 0  | 3  | 0.0  | 0  | 0  | 0 | 0  | 0  |
| Craig Patrick     | 43 | 6  | 9  | 15 | 58  | 10.3 | 2  | 0  | 0 | 0  | 0  | Gordon Buynak   | 4  | 0 | 0 | 0  | 3  | 0.0  | 0  | 0  | 0 | 0  | 0  |
| Robert Plager     | 73 | 1  | 14 | 15 | 85  | 1.2  | 0  | 0  | 0 | 0  | 0  |                 |    |   |   |    |    |      |    |    |   |    |    |
| Ken Richardson    | 21 | 5  | 7  | 12 | 26  | 19.2 | 1  | 1  | 1 | 1  | 0  |                 |    |   |   |    |    |      |    |    |   |    |    |
| Brian Ogilvie     | 20 | 5  | 10 | 10 | 36  | 13.9 | 2  | 0  | 1 | 0  | 0  |                 |    |   |   |    |    |      |    |    |   |    |    |
| Bernie Lukowich   | 26 | 4  | 5  | 9  | 19  | 21.1 | 2  | 0  | 0 | 2  | 0  |                 |    |   |   |    |    |      |    |    |   |    |    |
| Dennis Dupere     | 22 | 3  | 6  | 9  | 35  | 8.6  | 0  | 0  | 0 | 1  | 0  |                 |    |   |   |    |    |      |    |    |   |    |    |
| Don Awrey         | 20 | 0  | 8  | 8  | 17  | 0.0  | 0  | 0  | 0 | 0  | 0  |                 |    |   |   |    |    |      |    |    |   |    |    |

| GOALTENDER    | GP | MIN  | GA  | ENG | SO | AVG  | W-L-T   |
|---------------|----|------|-----|-----|----|------|---------|
| Yves Belanger | 11 | 640  | 29  | 0   | 1  | 2.72 | 6-3-2   |
| Ed Johnston   | 30 | 1800 | 93  | 0   | 2  | 3.10 | 12-13-5 |
| John Davidson | 40 | 2300 | 144 | 1   | 0  | 3.66 | 17-15-7 |



## 1973-1974 (26-40-12, 64 pts, 6th West Division)

| #  | DATE  | VERSUS         | SCORE | RECORD    | #  | DATE | VERSUS         | SCORE | RECORD     |
|----|-------|----------------|-------|-----------|----|------|----------------|-------|------------|
| 1  | 10/10 | @ California   | 1-2   | L 0-1-0   | 40 | 1/15 | MINNESOTA      | 3-5   | L 18-16-6  |
| 2  | 10/13 | ATLANTA        | 0-1   | L 0-2-0   | 41 | 1/17 | NY RANGERS     | 3-2   | W 19-16-6  |
| 3  | 10/16 | @ Detroit      | 3-2   | W 1-2-0   | 42 | 1/19 | DETROIT        | 2-5   | L 19-17-6  |
| 4  | 10/17 | @ NY Rangers   | 0-4   | L 1-3-0   | 43 | 1/20 | @ Atlanta      | 3-1   | W 20-17-6  |
| 5  | 10/20 | @ Minnesota    | 4-4   | T 1-3-1   | 44 | 1/22 | BOSTON         | 0-1   | L 20-18-6  |
| 6  | 10/23 | BOSTON         | 3-2   | W 2-3-1   | 45 | 1/23 | @ Pittsburgh   | 1-4   | L 20-19-6  |
| 7  | 10/27 | CHICAGO        | 4-4   | T 2-3-2   | 46 | 1/26 | TORONTO        | 3-3   | T 20-19-7  |
| 8  | 10/30 | LOS ANGELES    | 2-3   | L 2-4-2   | 47 | 1/30 | CALIFORNIA     | 6-4   | W 21-19-7  |
| 9  | 11/2  | @ Vancouver    | 3-1   | W 3-4-2   | 48 | 2/2  | BUFFALO        | 6-1   | W 22-19-7  |
| 10 | 11/3  | @ Los Angeles  | 4-3   | W 4-4-2   | 49 | 2/3  | @ Chicago      | 0-3   | L 22-20-7  |
| 11 | 11/7  | @ Atlanta      | 2-2   | T 4-4-3   | 50 | 2/5  | MONTREAL       | 2-3   | L 22-21-7  |
| 12 | 11/10 | @ Montreal     | 5-0   | W 5-4-3   | 51 | 2/7  | BOSTON         | 3-5   | L 22-22-7  |
| 13 | 11/11 | @ Philadelphia | 3-4   | L 5-5-3   | 52 | 2/9  | LOS ANGELES    | 1-2   | L 22-23-7  |
| 14 | 11/13 | VANCOUVER      | 6-1   | W 6-5-3   | 53 | 2/10 | @ NY Rangers   | 2-4   | L 22-24-7  |
| 15 | 11/15 | PITTSBURGH     | 5-3   | W 7-5-3   | 54 | 2/12 | VANCOUVER      | 2-3   | L 22-25-7  |
| 16 | 11/17 | NY ISLANDERS   | 4-0   | W 8-5-3   | 55 | 2/14 | NY ISLANDERS   | 2-2   | T 22-25-8  |
| 17 | 11/21 | @ Chicago      | 1-4   | L 8-6-3   | 56 | 2/16 | MINNESOTA      | 2-4   | L 22-26-8  |
| 18 | 11/22 | MINNESOTA      | 2-1   | W 9-6-3   | 57 | 2/19 | ATLANTA        | 7-1   | W 23-26-8  |
| 19 | 11/24 | PHILADELPHIA   | 0-1   | L 9-7-3   | 58 | 2/20 | @ Pittsburgh   | 1-1   | T 23-26-9  |
| 20 | 11/27 | VANCOUVER      | 2-2   | T 9-7-4   | 59 | 2/23 | @ Detroit      | 3-5   | L 23-27-9  |
| 21 | 11/29 | @ Toronto      | 1-5   | L 9-8-4   | 60 | 2/24 | @ Montreal     | 2-3   | L 23-28-9  |
| 22 | 12/1  | NY RANGERS     | 4-4   | T 9-8-5   | 61 | 2/27 | @ California   | 2-2   | T 23-28-10 |
| 23 | 12/4  | @ NY Islanders | 3-1   | W 10-8-5  | 62 | 3/2  | @ Los Angeles  | 2-4   | L 23-29-10 |
| 24 | 12/5  | @ NY Rangers   | 1-5   | L 10-9-5  | 63 | 3/6  | BOSTON         | 0-8   | L 23-30-10 |
| 25 | 12/7  | DETROIT        | 1-1   | T 10-9-6  | 64 | 3/9  | PITTSBURGH     | 5-7   | L 23-31-10 |
| 26 | 12/11 | TORONTO        | 7-3   | W 11-9-6  | 65 | 3/10 | @ Minnesota    | 1-8   | L 23-32-10 |
| 27 | 12/13 | @ Detroit      | 3-7   | L 11-10-6 | 66 | 3/12 | TORONTO        | 2-1   | W 24-32-10 |
| 28 | 12/16 | @ Buffalo      | 5-2   | W 12-10-6 | 67 | 3/14 | @ Philadelphia | 2-4   | L 24-33-10 |
| 29 | 12/19 | LOS ANGELES    | 3-1   | W 13-10-6 | 68 | 3/16 | BUFFALO        | 2-2   | T 24-33-11 |
| 30 | 12/21 | @ Atlanta      | 2-1   | W 14-10-6 | 69 | 3/19 | @ NY Islanders | 1-5   | L 24-34-11 |
| 31 | 12/22 | NY ISLANDERS   | 2-4   | L 14-11-6 | 70 | 3/21 | @ Boston       | 0-7   | L 24-35-11 |
| 32 | 12/28 | @ Pittsburgh   | 3-1   | W 15-11-6 | 71 | 3/23 | @ Montreal     | 3-7   | L 24-36-11 |
| 33 | 12/29 | PHILADELPHIA   | 1-4   | L 15-12-6 | 72 | 3/24 | @ Philadelphia | 1-4   | L 24-37-11 |
| 34 | 1/2   | MONTREAL       | 8-4   | W 16-12-6 | 73 | 3/27 | PHILADELPHIA   | 2-6   | L 24-38-11 |
| 35 | 1/5   | CALIFORNIA     | 4-1   | W 17-12-6 | 74 | 3/30 | PITTSBURGH     | 4-3   | W 25-38-11 |
| 36 | 1/8   | @ Vancouver    | 3-1   | W 18-12-6 | 75 | 3/31 | @ Chicago      | 2-2   | T 25-38-12 |
| 37 | 1/9   | @ California   | 6-8   | L 18-13-6 | 76 | 4/2  | CALIFORNIA     | 5-3   | W 26-38-12 |
| 38 | 1/12  | @ Toronto      | 2-4   | L 18-14-6 | 77 | 4/6  | CHICAGO        | 3-6   | L 26-39-12 |
| 39 | 1/13  | @ Buffalo      | 0-1   | L 18-15-6 | 78 | 4/7  | @ Buffalo      | 2-5   | L 26-40-12 |

| PLAYER         | GP | G  | A  | TP | S   | PCTG  | GW | GT | F | PP | SH | PLAYER           | GP | G | A | TP | S   | PCTG | GW | GT | F | PP | SH |
|----------------|----|----|----|----|-----|-------|----|----|---|----|----|------------------|----|---|---|----|-----|------|----|----|---|----|----|
| Gary Unger     | 78 | 33 | 35 | 68 | 327 | 10.0  | 4  | 0  | 6 | 9  | 1  | Bill Collins     | 12 | 2 | 2 | 4  | 21  | 9.5  | 0  | 0  | 0 | 0  | 0  |
| Pierre Plante  | 78 | 26 | 28 | 54 | 151 | 17.35 | 6  | 4  | 8 | 8  | 0  | Bob Collyard     | 10 | 1 | 3 | 4  | 12  | 8.3  | 0  | 0  | 0 | 0  | 0  |
| Glen Sather    | 69 | 15 | 29 | 44 | 106 | 14.1  | 5  | 1  | 4 | 4  | 0  | Ted Harris       | 24 | 0 | 4 | 4  | 32  | 0.0  | 0  | 0  | 0 | 0  | 0  |
| Wayne Merrick  | 64 | 20 | 23 | 43 | 147 | 13.6  | 4  | 1  | 3 | 2  | 0  | Bob Gassoff      | 28 | 0 | 3 | 3  | 20  | 0.0  | 0  | 0  | 0 | 0  | 0  |
| Lou Angotti    | 51 | 12 | 23 | 35 | 84  | 14.2  | 5  | 0  | 3 | 1  | 0  | Phil Roberto     | 15 | 1 | 1 | 2  | 14  | 7.1  | 0  | 0  | 0 | 0  | 0  |
| Floyd Thomson  | 77 | 11 | 22 | 33 | 125 | 8.8   | 1  | 1  | 0 | 0  | 0  | Jean Hamel       | 23 | 1 | 1 | 2  | 221 | 4.7  | 0  | 0  | 0 | 0  | 0  |
| Gary Sabourin  | 54 | 7  | 23 | 30 | 126 | 5.5   | 0  | 1  | 1 | 1  | 0  | Mike Lampman     | 15 | 1 | 0 | 1  | 19  | 5.2  | 0  | 0  | 0 | 1  | 0  |
| Barclay Plager | 72 | 6  | 20 | 26 | 104 | 5.7   | 0  | 1  | 0 | 1  | 0  | Jack Eggers      | 6  | 0 | 1 | 1  | 15  | 0.0  | 0  | 0  | 0 | 0  | 0  |
| Larry Giroux   | 74 | 5  | 17 | 22 | 131 | 3.8   | 1  | 0  | 1 | 2  | 0  | Bryan Watson     | 11 | 0 | 1 | 1  | 10  | 0.0  | 0  | 0  | 0 | 0  | 0  |
| Don Awrey      | 75 | 5  | 16 | 21 | 94  | 5.3   | 0  | 0  | 2 | 1  | 0  | Wayne Stephenson | 40 | 0 | 1 | 1  | 0   | 0.0  | 0  | 0  | 0 | 0  | 0  |
| Greg Polis     | 37 | 8  | 12 | 20 | 122 | 6.5   | 0  | 1  | 1 | 3  | 0  | Glen Patrick     | 1  | 0 | 0 | 0  | 0   | 0.0  | 0  | 0  | 0 | 0  | 0  |
| Nick Harbaruk  | 56 | 5  | 14 | 19 | 49  | 10.2  | 1  | 1  | 1 | 0  | 1  | Brent Hughes     | 2  | 0 | 0 | 0  | 1   | 0.0  | 0  | 0  | 0 | 0  | 0  |
| Bob Kelly      | 37 | 9  | 8  | 17 | 70  | 12.8  | 0  | 0  | 2 | 2  | 0  | Frank Spring     | 2  | 0 | 0 | 0  | 2   | 0.0  | 0  | 0  | 0 | 0  | 0  |
| Gordon Brooks  | 30 | 6  | 8  | 14 | 51  | 11.7  | 1  | 1  | 1 | 0  | 0  | John Wensink     | 3  | 0 | 0 | 0  | 0   | 0.0  | 0  | 0  | 0 | 0  | 0  |
| Butch Williams | 31 | 3  | 10 | 13 | 41  | 7.3   | 0  | 0  | 1 | 0  | 0  | Connie Forey     | 4  | 0 | 0 | 0  | 2   | 0.0  | 0  | 0  | 0 | 0  | 0  |
| Robert Plager  | 61 | 3  | 10 | 13 | 78  | 3.8   | 1  | 0  | 0 | 0  | 1  | Bernie MacNeil   | 4  | 0 | 0 | 0  | 5   | 0.0  | 0  | 0  | 0 | 0  | 0  |
| Ab DeMarco     | 23 | 3  | 9  | 12 | 71  | 4.2   | 0  | 0  | 0 | 1  | 0  |                  |    |   |   |    |     |      |    |    |   |    |    |
| Chris Evans    | 54 | 4  | 7  | 11 | 48  | 8.3   | 0  | 0  | 0 | 0  | 1  |                  |    |   |   |    |     |      |    |    |   |    |    |
| Garnet Bailey  | 22 | 7  | 3  | 10 | 43  | 16.2  | 0  | 0  | 2 | 0  | 0  |                  |    |   |   |    |     |      |    |    |   |    |    |
| Steve Durbano  | 36 | 4  | 5  | 9  | 40  | 10.0  | 0  | 0  | 1 | 2  | 0  |                  |    |   |   |    |     |      |    |    |   |    |    |
| John Wright    | 32 | 3  | 6  | 9  | 43  | 6.9   | 0  | 0  | 2 | 0  | 0  |                  |    |   |   |    |     |      |    |    |   |    |    |
| Dave Gardner   | 15 | 5  | 2  | 7  | 29  | 17.2  | 0  | 0  | 1 | 1  | 0  |                  |    |   |   |    |     |      |    |    |   |    |    |

| GOALTENDER       | GP | MIN  | GA  | ENG | SO | AVG  | W-L-T   |
|------------------|----|------|-----|-----|----|------|---------|
| John Davidson    | 39 | 2300 | 118 | 3   | 0  | 3.08 | 13-19-7 |
| Wayne Stephenson | 40 | 2360 | 123 | 2   | 2  | 3.13 | 13-21-5 |
| Jim Watt         | 1  | 20   | 2   | 0   | 0  | 6.00 | 0-0-0   |

# Team & Individual Results, Records & Stats

1972-1973 (32-34-12, 76 pts, 4th West Division)

| #  | DATE  | VERSUS         | SCORE | RECORD    | #  | DATE | VERSUS         | SCORE | RECORD     |
|----|-------|----------------|-------|-----------|----|------|----------------|-------|------------|
| 1  | 10/7  | PHILADELPHIA   | 4-4   | T 0-0-1   | 40 | 1/9  | @ Vancouver    | 0-3   | L 14-19-7  |
| 2  | 10/11 | PITTSBURGH     | 2-5   | L 0-1-1   | 41 | 1/10 | @ California   | 5-6   | L 14-20-7  |
| 3  | 10/14 | CHICAGO        | 2-4   | L 0-2-1   | 42 | 1/13 | NY RANGERS     | 3-5   | L 14-21-7  |
| 4  | 10/15 | @ Chicago      | 3-1   | W 1-2-1   | 43 | 1/14 | @ NY Islanders | 2-1   | W 15-21-7  |
| 5  | 10/18 | MONTREAL       | 4-4   | T 1-2-2   | 44 | 1/17 | ATLANTA        | 3-3   | T 15-21-8  |
| 6  | 10/21 | BUFFALO        | 1-1   | T 1-2-3   | 45 | 1/19 | @ ATLANTA      | 2-1   | W 16-21-8  |
| 7  | 10/24 | MINNESOTA      | 1-2   | L 1-3-3   | 46 | 1/20 | NY ISLANDERS   | 5-1   | W 17-21-8  |
| 8  | 10/26 | @ Montreal     | 0-7   | L 1-4-3   | 47 | 1/24 | @ Los Angeles  | 7-5   | W 18-21-8  |
| 9  | 10/28 | DETROIT        | 8-3   | W 2-4-3   | 48 | 1/26 | @ California   | 1-1   | T 18-21-9  |
| 10 | 11/1  | @ Minnesota    | 3-3   | T 2-4-4   | 49 | 1/27 | @ Vancouver    | 3-1   | W 19-21-9  |
| 11 | 11/4  | @ Toronto      | 2-4   | L 2-5-4   | 50 | 2/1  | MONTREAL       | 3-3   | T 19-21-10 |
| 12 | 11/5  | @ Buffalo      | 1-1   | T 2-5-5   | 51 | 2/3  | CALIFORNIA     | 6-1   | W 20-21-10 |
| 13 | 11/7  | LOS ANGELES    | 2-3   | L 2-6-5   | 52 | 2/4  | @ Chicago      | 2-5   | L 20-22-10 |
| 14 | 11/11 | TORONTO        | 1-0   | W 3-6-5   | 53 | 2/6  | VANCOUVER      | 5-1   | W 21-22-10 |
| 15 | 11/16 | @ Boston       | 0-4   | L 3-7-5   | 54 | 2/8  | MINNESOTA      | 3-2   | W 22-22-10 |
| 16 | 11/18 | NY RANGERS     | 1-3   | L 3-8-5   | 55 | 2/10 | CALIFORNIA     | 5-2   | W 23-22-10 |
| 17 | 11/21 | VANCOUVER      | 4-2   | W 4-8-5   | 56 | 2/13 | LOS ANGELES    | 4-2   | W 24-22-10 |
| 18 | 11/22 | @ Pittsburgh   | 4-10  | L 4-9-5   | 57 | 2/14 | @ Minnesota    | 2-5   | L 24-23-10 |
| 19 | 11/25 | CHICAGO        | 2-4   | L 4-10-5  | 58 | 2/17 | CHICAGO        | 4-3   | W 25-23-10 |
| 20 | 11/28 | TORONTO        | 4-2   | W 5-10-5  | 59 | 2/20 | PHILADELPHIA   | 3-5   | L 25-24-10 |
| 21 | 11/29 | @ California   | 2-1   | W 6-10-5  | 60 | 2/21 | @ Minnesota    | 5-2   | W 26-24-10 |
| 22 | 12/1  | @ Vancouver    | 6-2   | W 7-10-5  | 61 | 2/24 | @ Toronto      | 2-4   | L 26-25-10 |
| 23 | 12/2  | @ Los Angeles  | 2-3   | L 7-11-5  | 62 | 2/25 | @ Detroit      | 0-5   | L 26-26-10 |
| 24 | 12/5  | DETROIT        | 2-1   | W 8-11-5  | 63 | 2/28 | @ Pittsburgh   | 2-4   | L 26-27-10 |
| 25 | 12/7  | @ Boston       | 0-5   | L 8-12-5  | 64 | 3/1  | @ Boston       | 4-3   | W 27-27-10 |
| 26 | 12/9  | ATLANTA        | 2-1   | W 9-12-5  | 65 | 3/3  | @ Los Angeles  | 0-2   | L 27-28-10 |
| 27 | 12/10 | @ Atlanta      | 5-4   | W 10-12-5 | 66 | 3/7  | BOSTON         | 5-2   | W 28-28-10 |
| 28 | 12/12 | @ NY Islanders | 4-4   | T 10-12-6 | 67 | 3/10 | NY ISLANDERS   | 5-4   | W 29-28-10 |
| 29 | 12/14 | @ Philadelphia | 3-5   | L 10-13-6 | 68 | 3/11 | @ Detroit      | 1-3   | L 29-29-10 |
| 30 | 12/16 | BUFFALO        | 3-4   | L 10-14-6 | 69 | 3/13 | BUFFALO        | 2-0   | W 30-29-10 |
| 31 | 12/20 | NY RANGERS     | 4-5   | L 10-15-6 | 70 | 3/14 | @ Atlanta      | 1-1   | T 30-29-11 |
| 32 | 12/23 | PHILADELPHIA   | 6-1   | W 11-15-6 | 71 | 3/17 | @ NY Islanders | 4-6   | L 30-30-11 |
| 33 | 12/26 | MONTREAL       | 1-4   | L 11-16-6 | 72 | 3/18 | @ NY Rangers   | 1-3   | L 30-31-11 |
| 34 | 12/27 | @ Chicago      | 5-3   | W 12-16-6 | 73 | 3/21 | DETROIT        | 6-3   | W 31-31-11 |
| 35 | 12/30 | @ Toronto      | 4-5   | L 12-17-6 | 74 | 3/24 | @ Montreal     | 4-11  | L 31-32-11 |
| 36 | 12/31 | @ NY Rangers   | 1-6   | L 12-18-6 | 75 | 3/25 | @ Philadelphia | 2-5   | L 31-33-11 |
| 37 | 1/2   | PITTSBURGH     | 5-4   | W 13-18-6 | 76 | 3/28 | MINNESOTA      | 3-3   | T 31-33-12 |
| 38 | 1/4   | BOSTON         | 4-2   | W 14-18-6 | 77 | 3/31 | PITTSBURGH     | 7-2   | W 32-33-12 |
| 39 | 1/6   | ATLANTA        | 2-2   | T 14-18-7 | 78 | 4/1  | @ Buffalo      | 1-3   | L 32-34-12 |

| PLAYER              | GP | G  | A  | TP | S   | PCTG | GW | GT | F | PP | SH | PLAYER           | GP | G | A | TP | S  | PCTG | GW | GT | F | PP | SH |
|---------------------|----|----|----|----|-----|------|----|----|---|----|----|------------------|----|---|---|----|----|------|----|----|---|----|----|
| Garry Unger         | 78 | 41 | 39 | 80 | 342 | 11.9 | 5  | 2  | 6 | 13 | 1  | Kevin O'Shea     | 37 | 3 | 5 | 8  | 39 | 7.6  | 0  | 0  | 2 | 0  | 0  |
| Jack Eggers         | 78 | 24 | 24 | 48 | 240 | 10.0 | 4  | 2  | 4 | 4  | 0  | Andre Dupont     | 25 | 1 | 6 | 7  | 38 | 2.6  | 0  | 0  | 0 | 0  | 0  |
| Gary Sabourin       | 76 | 21 | 27 | 48 | 240 | 8.7  | 2  | 1  | 1 | 1  | 0  | Mike Lampman     | 18 | 2 | 3 | 5  | 18 | 11.1 | 0  | 0  | 1 | 0  | 0  |
| Mike Murphy         | 64 | 18 | 27 | 45 | 182 | 9.8  | 3  | 0  | 2 | 3  | 0  | Paul Curtis      | 29 | 1 | 4 | 5  | 37 | 2.7  | 0  | 0  | 0 | 0  | 0  |
| Phil Roberto        | 77 | 20 | 22 | 42 | 275 | 7.2  | 5  | 0  | 2 | 2  | 0  | Connie Madigan   | 20 | 0 | 3 | 3  | 11 | .0   | 0  | 0  | 0 | 0  | 0  |
| Danny O'Shea        | 75 | 12 | 26 | 38 | 110 | 10.9 | 2  | 1  | 3 | 0  | 2  | Brent Hughes     | 8  | 1 | 1 | 2  | 16 | 6.2  | 0  | 0  | 0 | 0  | 0  |
| Fran Huck           | 58 | 16 | 20 | 36 | 82  | 19.5 | 2  | 1  | 4 | 2  | 0  | Chuck Hamilton   | 3  | 0 | 2 | 2  | .0 | .0   | 0  | 0  | 0 | 0  | 0  |
| Floyd Thomson       | 75 | 14 | 20 | 34 | 98  | 14.2 | 1  | 0  | 4 | 1  | 0  | Noel Picard      | 16 | 1 | 0 | 1  | 19 | 5.2  | 0  | 0  | 0 | 0  | 0  |
| Barclay Plager      | 68 | 8  | 25 | 33 | 131 | 6.1  | 2  | 0  | 0 | 3  | 0  | Joe Noris        | 2  | 0 | 0 | 0  | .0 | .0   | 0  | 0  | 0 | 0  | 0  |
| Robert Plager       | 77 | 2  | 31 | 33 | 117 | 1.7  | 1  | 0  | 0 | 0  | 0  | Roger Lafreniere | 10 | 0 | 0 | 0  | 3  | .0   | 0  | 0  | 0 | 0  | 0  |
| Pierre Plante       | 49 | 12 | 13 | 25 | 90  | 13.3 | 1  | 2  | 2 | 0  | 0  |                  |    |   |   |    |    |      |    |    |   |    |    |
| Frank St. Marseille | 45 | 7  | 18 | 25 | 119 | 5.8  | 0  | 2  | 4 | 3  | 0  |                  |    |   |   |    |    |      |    |    |   |    |    |
| Wayne Merrick       | 50 | 10 | 11 | 21 | 81  | 12.3 | 0  | 1  | 2 | 3  | 0  |                  |    |   |   |    |    |      |    |    |   |    |    |
| Chris Evans         | 77 | 9  | 12 | 21 | 138 | 6.5  | 3  | 0  | 0 | 0  | 2  |                  |    |   |   |    |    |      |    |    |   |    |    |
| Steve Durbano       | 49 | 3  | 18 | 21 | 83  | 3.6  | 0  | 0  | 1 | 0  | 0  |                  |    |   |   |    |    |      |    |    |   |    |    |
| Bob McCord          | 43 | 1  | 13 | 14 | 41  | 2.4  | 0  | 0  | 1 | 0  | 0  |                  |    |   |   |    |    |      |    |    |   |    |    |
| Ab DeMarco          | 14 | 4  | 9  | 13 | 51  | 7.8  | 1  | 0  | 2 | 2  | 1  |                  |    |   |   |    |    |      |    |    |   |    |    |
| Jean Hamel          | 55 | 2  | 7  | 9  | 56  | 3.5  | 0  | 0  | 0 | 0  | 0  |                  |    |   |   |    |    |      |    |    |   |    |    |

| GOALTENDER       | GP | MIN  | GA  | ENG | SO | AVG  | W-L-T   |
|------------------|----|------|-----|-----|----|------|---------|
| Bob Johnson      | 12 | 583  | 26  | 0   | 0  | 2.68 | 6-5-0   |
| Wayne Stephenson | 45 | 2535 | 128 | 2   | 1  | 3.03 | 18-15-7 |
| Jacques Caron    | 30 | 1562 | 92  | 3   | 1  | 3.53 | 8-14-5  |



## 1971-1972 (28-39-11, 67 pts, 3rd West Division)

| #  | DATE  | VERSUS        | SCORE | RECORD    | #  | DATE | VERSUS         | SCORE | RECORD     |
|----|-------|---------------|-------|-----------|----|------|----------------|-------|------------|
| 1  | 10/9  | CHICAGO       | 2-4   | L 0-1-0   | 40 | 1/6  | @ Philadelphia | 3-2   | W 11-22-7  |
| 2  | 10/12 | BUFFALO       | 4-1   | W 1-1-0   | 41 | 1/8  | BOSTON         | 5-3   | W 12-22-7  |
| 3  | 10/13 | @ Chicago     | 0-1   | L 1-2-0   | 42 | 1/11 | MONTREAL       | 7-3   | W 13-22-7  |
| 4  | 10/16 | DETROIT       | 9-2   | W 2-2-0   | 43 | 1/15 | MINNESOTA      | 7-2   | W 14-22-7  |
| 5  | 10/17 | @ Detroit     | 3-5   | L 2-3-0   | 44 | 1/16 | @ Toronto      | 4-3   | W 15-22-7  |
| 6  | 10/19 | VANCOUVER     | 1-3   | L 2-4-0   | 45 | 1/18 | BOSTON         | 0-2   | L 15-23-7  |
| 7  | 10/23 | NY RANGERS    | 3-4   | L 2-5-0   | 46 | 1/22 | PITTSBURGH     | 1-0   | W 16-23-7  |
| 8  | 10/24 | @ Buffalo     | 3-2   | W 3-5-0   | 47 | 1/23 | @ Detroit      | 1-3   | L 16-24-7  |
| 9  | 10/27 | MINNESOTA     | 1-2   | L 3-6-0   | 48 | 1/26 | @ Pittsburgh   | 2-1   | W 17-24-7  |
| 10 | 10/30 | PHILADELPHIA  | 4-4   | T 3-6-1   | 49 | 1/29 | @ Montreal     | 0-4   | L 17-25-7  |
| 11 | 11/3  | @ Montreal    | 1-5   | L 3-7-1   | 50 | 1/30 | @ Boston       | 2-5   | L 17-26-7  |
| 12 | 11/4  | @ Boston      | 1-6   | L 3-8-1   | 51 | 2/1  | MONTREAL       | 1-3   | L 17-27-7  |
| 13 | 11/6  | @ Minnesota   | 1-5   | L 3-9-1   | 52 | 2/3  | PITTSBURGH     | 3-4   | L 17-28-7  |
| 14 | 11/9  | PITTSBURGH    | 1-4   | L 3-10-1  | 53 | 2/5  | NY RANGERS     | 6-5   | W 18-27-7  |
| 15 | 11/13 | CALIFORNIA    | 5-1   | W 4-10-1  | 54 | 2/6  | @ Philadelphia | 2-2   | T 18-28-8  |
| 16 | 11/16 | DETROIT       | 2-2   | T 4-10-2  | 55 | 2/8  | TORONTO        | 1-2   | L 18-29-8  |
| 17 | 11/18 | @ Montreal    | 2-2   | T 4-10-3  | 56 | 2/10 | MINNESOTA      | 1-3   | L 18-30-8  |
| 18 | 11/20 | @ Pittsburgh  | 4-2   | W 5-10-3  | 57 | 2/12 | VANCOUVER      | 5-4   | W 19-30-8  |
| 19 | 11/21 | @ Boston      | 2-6   | L 5-11-3  | 58 | 2/15 | CHICAGO        | 2-3   | L 19-31-8  |
| 20 | 11/23 | LOS ANGELES   | 3-1   | W 6-11-3  | 59 | 2/16 | @ Los Angeles  | 3-1   | W 20-31-8  |
| 21 | 11/24 | @ NY Rangers  | 3-8   | L 6-12-3  | 60 | 2/18 | @ Vancouver    | 2-5   | L 20-32-8  |
| 22 | 11/27 | BOSTON        | 6-6   | T 6-12-4  | 61 | 2/20 | @ California   | 4-4   | T 20-32-9  |
| 23 | 11/30 | CALIFORNIA    | 5-2   | W 7-12-4  | 62 | 2/23 | @ Los Angeles  | 2-0   | W 21-32-9  |
| 24 | 12/1  | @ Toronto     | 2-4   | L 7-13-4  | 63 | 2/26 | @ Minnesota    | 3-2   | W 22-32-9  |
| 25 | 12/4  | BUFFALO       | 5-1   | W 8-13-4  | 64 | 2/27 | @ NY Rangers   | 0-2   | L 22-33-9  |
| 26 | 12/5  | @ Detroit     | 2-1   | W 9-13-4  | 65 | 3/1  | TORONTO        | 1-3   | L 22-34-9  |
| 27 | 12/7  | @ Vancouver   | 1-2   | L 9-14-4  | 66 | 3/4  | @ Philadelphia | 2-6   | L 22-35-9  |
| 28 | 12/10 | @ California  | 4-4   | T 9-14-5  | 67 | 3/5  | @ Buffalo      | 6-2   | W 23-35-9  |
| 29 | 12/11 | @ Los Angeles | 1-4   | L 9-15-5  | 68 | 3/7  | LOS ANGELES    | 4-2   | W 24-35-9  |
| 30 | 12/14 | TORONTO       | 2-4   | L 9-16-5  | 69 | 3/9  | MONTREAL       | 1-5   | L 24-36-9  |
| 31 | 12/15 | @ Minnesota   | 1-4   | L 9-17-5  | 70 | 3/11 | PHILADELPHIA   | 4-2   | W 25-36-9  |
| 32 | 12/18 | NY RANGERS    | 2-5   | L 9-18-5  | 71 | 3/17 | @ California   | 2-2   | T 25-36-10 |
| 33 | 12/19 | @ Chicago     | 0-2   | L 9-19-5  | 72 | 3/19 | @ Vancouver    | 3-3   | T 25-36-11 |
| 34 | 12/22 | LOS ANGELES   | 1-2   | L 9-20-5  | 73 | 3/22 | CALIFORNIA     | 4-1   | W 26-36-11 |
| 35 | 12/25 | BUFFALO       | 4-4   | T 9-20-6  | 74 | 3/25 | DETROIT        | 5-3   | W 27-36-11 |
| 36 | 12/26 | @ Buffalo     | 3-6   | L 9-21-6  | 75 | 3/26 | @ Chicago      | 0-4   | L 27-37-11 |
| 37 | 12/29 | @ Toronto     | 6-3   | W 10-21-6 | 76 | 3/28 | VANCOUVER      | 2-1   | W 28-37-11 |
| 38 | 1/1   | PHILADELPHIA  | 4-4   | T 10-21-7 | 77 | 4/1  | CHICAGO        | 0-2   | L 28-38-11 |
| 39 | 1/5   | @ NY Rangers  | 1-9   | L 10-22-7 | 78 | 4/2  | @ Pittsburgh   | 2-6   | L 28-39-11 |

| PLAYER              | GP | G  | A  | TP | S   | PCTG | GW | GT | F | PP | SH | PLAYER              | GP | G | A | TP | S  | PCTG | GW | GT | F | PP | SH |
|---------------------|----|----|----|----|-----|------|----|----|---|----|----|---------------------|----|---|---|----|----|------|----|----|---|----|----|
| Garry Unger         | 78 | 36 | 34 | 70 | 321 | 11.2 | 4  | 2  | 7 | 14 | 1  | Mike Parizeau       | 21 | 1 | 2 | 3  | 14 | 7.1  | 0  | 0  | 0 | 1  | 0  |
| Frank St. Marseille | 78 | 16 | 36 | 52 | 228 | 7.0  | 1  | 1  | 2 | 1  | 0  | Gerry Odrowski      | 55 | 1 | 2 | 3  | 30 | 3.3  | 0  | 0  | 0 | 0  | 1  |
| Jack Eggers         | 63 | 21 | 25 | 46 | 210 | 10.0 | 2  | 0  | 5 | 5  | 0  | Jim Shires          | 18 | 0 | 3 | 3  | 14 | 0.0  | 0  | 0  | 0 | 0  | 0  |
| Gary Sabourin       | 77 | 28 | 17 | 45 | 236 | 11.8 | 7  | 3  | 5 | 4  | 0  | Jim Lorentz         | 12 | 0 | 1 | 1  | 16 | 0.0  | 0  | 0  | 0 | 0  | 0  |
| Mike Murphy         | 63 | 20 | 23 | 43 | 172 | 11.6 | 3  | 1  | 4 | 5  | 0  | Jim McLeod          | 16 | 0 | 1 | 1  | 0  | 0.0  | 0  | 0  | 0 | 0  | 0  |
| Terry Crisp         | 75 | 13 | 31 | 94 | 138 | 3    | 0  | 1  | 1 | 6  |    | Jacques Caron       | 28 | 0 | 1 | 1  | 0  | 0.0  | 0  | 0  | 0 | 0  | 0  |
| Barclay Plager      | 78 | 7  | 22 | 29 | 128 | 5.4  | 0  | 0  | 0 | 1  | 2  | Ernie Wakely        | 30 | 0 | 1 | 1  | 0  | 0.0  | 0  | 0  | 0 | 0  | 0  |
| Phil Roberto        | 49 | 12 | 13 | 25 | 170 | 7.0  | 0  | 1  | 2 | 0  | 0  | Norm Dennis         | 1  | 0 | 0 | 0  | 10 | 0.0  | 0  | 0  | 0 | 0  | 0  |
| Carl Brewer         | 42 | 2  | 16 | 18 | 58  | 3.4  | 1  | 0  | 0 | 0  | 0  | Gordon Brooks       | 2  | 0 | 0 | 0  | 2  | 0.0  | 0  | 0  | 0 | 0  | 0  |
| Chris Bordeleau     | 26 | 5  | 7  | 12 | 46  | 10.8 | 0  | 0  | 1 | 1  | 2  | Gary Veneruzzo      | 2  | 0 | 0 | 0  | 1  | 0.0  | 0  | 0  | 0 | 0  | 0  |
| Brian Lavender      | 46 | 5  | 11 | 16 | 68  | 7.3  | 1  | 0  | 1 | 0  | 0  | Chris Evans         | 2  | 0 | 0 | 0  | 0  | 0.0  | 0  | 0  | 0 | 0  | 0  |
| Andre Dupont        | 60 | 3  | 10 | 13 | 133 | 2.2  | 0  | 1  | 0 | 0  | 0  | Kevin O'Shea        | 4  | 0 | 0 | 0  | 3  | 0.0  | 0  | 0  | 0 | 0  | 0  |
| George Morrison     | 42 | 2  | 11 | 13 | 34  | 5.8  | 1  | 0  | 0 | 2  | 0  | Gordon Kannegiesser | 4  | 0 | 0 | 0  | 4  | 0.0  | 0  | 0  | 0 | 0  | 0  |
| Jim Roberts         | 26 | 5  | 7  | 12 | 46  | 10.8 | 0  | 0  | 1 | 1  | 2  | Brit Selby          | 6  | 0 | 0 | 0  | 7  | 0.0  | 0  | 0  | 0 | 0  | 0  |
| Bill Plager         | 65 | 1  | 11 | 12 | 63  | 1.5  | 1  | 0  | 1 | 0  | 0  | John Arbour         | 17 | 0 | 0 | 0  | 15 | 0.0  | 0  | 0  | 0 | 0  | 0  |
| Robert Plager       | 50 | 4  | 7  | 11 | 59  | 6.7  | 2  | 0  | 0 | 0  | 0  |                     |    |   |   |    |    |      |    |    |   |    |    |
| Larry Hornung       | 47 | 2  | 9  | 10 | 60  | 3.3  | 0  | 1  | 0 | 0  | 0  |                     |    |   |   |    |    |      |    |    |   |    |    |
| Wayne Connelly      | 15 | 5  | 5  | 11 | 48  | 10.4 | 0  | 1  | 1 | 2  | 0  |                     |    |   |   |    |    |      |    |    |   |    |    |
| Floyd Thomson       | 49 | 4  | 6  | 10 | 69  | 5.7  | 2  | 0  | 0 | 0  | 0  |                     |    |   |   |    |    |      |    |    |   |    |    |
| Curt Bennett        | 31 | 3  | 5  | 8  | 32  | 9.3  | 0  | 1  | 0 | 0  | 0  |                     |    |   |   |    |    |      |    |    |   |    |    |
| Danny O'Shea        | 20 | 3  | 3  | 6  | 25  | 12.0 | 0  | 0  | 3 | 0  | 0  |                     |    |   |   |    |    |      |    |    |   |    |    |
| Noel Picard         | 15 | 1  | 5  | 6  | 34  | 2.9  | 0  | 0  | 0 | 0  | 0  |                     |    |   |   |    |    |      |    |    |   |    |    |
| Gene Carr           | 14 | 3  | 2  | 5  | 29  | 10.3 | 0  | 0  | 0 | 0  | 0  |                     |    |   |   |    |    |      |    |    |   |    |    |
| Bill Sutherland     | 9  | 2  | 3  | 5  | 7   | 28.5 | 0  | 0  | 0 | 0  | 0  |                     |    |   |   |    |    |      |    |    |   |    |    |

| GOALTENDER       | GP | MIN  | GA | ENG | SO | AVG  | W-L-T  |
|------------------|----|------|----|-----|----|------|--------|
| Jacques Caron    | 28 | 1619 | 68 | 2   | 1  | 2.52 | 14-8-5 |
| Jim McLeod       | 16 | 880  | 44 | 1   | 0  | 3.00 | 6-6-4  |
| Ernie Wakely     | 30 | 1614 | 92 | 2   | 1  | 3.42 | 8-18-2 |
| Pete McDuffe     | 10 | 467  | 29 | 0   | 0  | 3.72 | 0-6-0  |
| Wayne Stephenson | 2  | 100  | 9  | 0   | 0  | 5.40 | 0-1-0  |

# Team & Individual Results, Records & Stats

1970-1971 (34-25-19, 87 pts, 2nd West Division)

| #  | DATE  | VERSUS         | SCORE | RECORD  | #  | DATE | VERSUS         | SCORE | RECORD   |
|----|-------|----------------|-------|---------|----|------|----------------|-------|----------|
| 1  | 10/10 | NY RANGERS     | 3-1 W | 1-0-0   | 40 | 1/10 | NY RANGERS     | 2-4 L | 18-10-12 |
| 2  | 10/12 | VANCOUVER      | 4-1 W | 2-0-0   | 41 | 1/12 | California     | 8-2 W | 19-10-12 |
| 3  | 10/14 | @ Toronto      | 3-7 L | 2-1-0   | 42 | 1/14 | @ Buffalo      | 1-2 L | 19-11-12 |
| 4  | 10/17 | BUFFALO        | 4-1 W | 3-1-0   | 43 | 1/16 | CHICAGO        | 3-2 W | 20-11-12 |
| 5  | 10/18 | @ Chicago      | 2-2 T | 3-1-1   | 44 | 1/21 | @ Minnesota    | 3-5 L | 20-12-12 |
| 6  | 10/21 | @ California   | 2-2 T | 3-1-2   | 45 | 1/23 | BUFFALO        | 7-1 W | 21-12-12 |
| 7  | 10/23 | @ Vancouver    | 1-1 T | 3-1-3   | 46 | 1/27 | MONTREAL       | 2-4 L | 21-13-12 |
| 8  | 10/24 | @ Los Angeles  | 1-3 L | 3-2-3   | 47 | 1/28 | @ Detroit      | 1-1 T | 21-13-12 |
| 9  | 10/28 | California     | 3-2 W | 4-2-3   | 48 | 1/31 | @ Boston       | 0-6 L | 21-14-13 |
| 10 | 10/31 | LOS ANGELES    | 3-0 W | 5-2-3   | 49 | 2/3  | @ Toronto      | 2-6 L | 21-15-13 |
| 11 | 11/5  | @ Boston       | 2-0 W | 6-2-3   | 50 | 2/5  | PITTSBURGH     | 2-2 T | 21-15-14 |
| 12 | 11/7  | @ Minnesota    | 1-1 T | 6-2-4   | 51 | 2/7  | @ Philadelphia | 6-2 W | 22-15-14 |
| 13 | 11/12 | DETROIT        | 2-1 W | 7-2-4   | 52 | 2/9  | TORONTO        | 3-3 T | 22-15-15 |
| 14 | 11/14 | MONTREAL       | 1-1 T | 7-2-5   | 53 | 2/11 | BOSTON         | 3-5 L | 22-16-15 |
| 15 | 11/15 | @ Philadelphia | 2-1 W | 8-2-5   | 54 | 2/13 | NY RANGERS     | 2-1 W | 23-16-15 |
| 16 | 11/17 | MINNESOTA      | 3-5 L | 8-3-5   | 55 | 2/14 | @ NY Rangers   | 1-2 L | 23-17-15 |
| 17 | 11/19 | @ Pittsburgh   | 1-0 W | 9-3-5   | 56 | 2/16 | California     | 5-1 W | 24-17-15 |
| 18 | 11/21 | CHICAGO        | 3-3 T | 9-3-6   | 57 | 2/20 | @ Toronto      | 1-3 L | 24-18-15 |
| 19 | 11/24 | BOSTON         | 5-5 T | 9-3-7   | 58 | 2/21 | @ Buffalo      | 3-1 W | 25-18-15 |
| 20 | 11/26 | TORONTO        | 1-0 W | 10-3-7  | 59 | 2/24 | @ Pittsburgh   | 5-5 T | 25-18-16 |
| 21 | 11/28 | VANCOUVER      | 5-1 W | 11-3-7  | 60 | 2/25 | @ Detroit      | 3-1 W | 26-18-16 |
| 22 | 12/2  | @ NY Rangers   | 2-4 L | 11-4-7  | 61 | 2/27 | @ Montreal     | 2-3 L | 26-19-16 |
| 23 | 12/3  | @ Montreal     | 3-6 L | 11-5-7  | 62 | 3/3  | CHICAGO        | 1-5 L | 26-20-16 |
| 24 | 12/5  | DETROIT        | 3-0 W | 12-5-7  | 63 | 3/5  | TORONTO        | 3-1 W | 27-20-16 |
| 25 | 12/6  | @ Detroit      | 4-2 W | 13-5-7  | 64 | 3/7  | @ Boston       | 1-4 L | 27-21-16 |
| 26 | 12/9  | PHILADELPHIA   | 2-5 L | 13-6-7  | 65 | 3/9  | LOS ANGELES    | 0-4 L | 27-22-16 |
| 27 | 12/11 | PITTSBURGH     | 3-2 W | 14-6-7  | 66 | 3/10 | @ Minnesota    | 0-4 L | 27-23-16 |
| 28 | 12/13 | @ Philadelphia | 2-2 T | 14-6-8  | 67 | 3/13 | BUFFALO        | 9-0 W | 28-23-16 |
| 29 | 12/15 | MINNESOTA      | 2-1 W | 15-6-8  | 68 | 3/14 | @ Chicago      | 4-4 T | 28-23-17 |
| 30 | 12/16 | @ Chicago      | 3-8 L | 15-7-8  | 69 | 3/16 | MONTREAL       | 6-2 W | 29-23-17 |
| 31 | 12/19 | BOSTON         | 1-7 L | 15-8-8  | 70 | 3/18 | @ Buffalo      | 3-5 L | 29-24-17 |
| 32 | 12/23 | MONTREAL       | 2-2 T | 15-8-9  | 71 | 3/20 | DETROIT        | 2-1 W | 30-24-17 |
| 33 | 12/26 | MINNESOTA      | 1-1 T | 15-8-10 | 72 | 3/23 | @ Vancouver    | 1-4 L | 30-25-17 |
| 34 | 12/27 | @ NY Rangers   | 4-4 T | 15-8-11 | 73 | 3/26 | @ California   | 8-5 W | 31-25-17 |
| 35 | 12/30 | PHILADELPHIA   | 5-2 W | 16-8-11 | 74 | 3/27 | @ Los Angeles  | 6-3 W | 32-25-17 |
| 36 | 1/2   | @ Vancouver    | 3-1 W | 17-8-11 | 75 | 3/30 | LOS ANGELES    | 4-3 W | 33-25-17 |
| 37 | 1/3   | @ Los Angeles  | 7-3 W | 18-8-11 | 76 | 4/1  | PHILADELPHIA   | 1-1 T | 33-25-18 |
| 38 | 1/6   | @ California   | 3-6 L | 18-9-11 | 77 | 4/3  | PITTSBURGH     | 4-3 W | 34-25-18 |
| 39 | 1/9   | VANCOUVER      | 2-2 T | 18-9-12 | 78 | 4/4  | @ Pittsburgh   | 1-1 T | 34-25-19 |

| PLAYER              | GP | G  | A  | TP | S   | PCTG | GW | GT | F | PP | SH | PLAYER          | GP | G | A | TP | S  | PCTG | GW | GT | F | PP | SH |
|---------------------|----|----|----|----|-----|------|----|----|---|----|----|-----------------|----|---|---|----|----|------|----|----|---|----|----|
| Chris Bordeleau     | 78 | 21 | 32 | 53 | 187 | 11.2 | 7  | 3  | 7 | 3  | 2  | Bob Wall        | 25 | 2 | 4 | 6  | 29 | 6.9  | 0  | 0  | 1 | 1  | 0  |
| Frank St. Marseille | 77 | 19 | 32 | 51 | 217 | 8.8  | 5  | 2  | 4 | 3  | 0  | Brit Selby      | 53 | 1 | 4 | 5  | 33 | 3.0  | 0  | 0  | 0 | 0  | 0  |
| Red Berenson        | 45 | 16 | 26 | 42 | 174 | 9.2  | 1  | 4  | 4 | 6  | 1  | Ab McDonald     | 20 | 0 | 5 | 5  | 31 | 0.0  | 0  | 0  | 0 | 0  | 0  |
| Jim Lorentz         | 76 | 19 | 21 | 40 | 160 | 11.9 | 2  | 0  | 4 | 6  | 0  | Larry Keenan    | 9  | 1 | 3 | 4  | 24 | 4.2  | 0  | 0  | 1 | 0  | 0  |
| Bill Sutherland     | 68 | 19 | 20 | 39 | 106 | 17.9 | 3  | 0  | 4 | 11 | 0  | Bill Plager     | 36 | 0 | 3 | 3  | 24 | 0.0  | 0  | 0  | 0 | 0  | 0  |
| Tim Ecclestone      | 47 | 15 | 24 | 39 | 143 | 10.5 | 4  | 3  | 1 | 6  | 0  | Curt Bennett    | 4  | 2 | 0 | 2  | 4  | 50.0 | 1  | 0  | 0 | 0  | 0  |
| Gary Sabourin       | 59 | 14 | 17 | 31 | 160 | 8.7  | 2  | 0  | 2 | 2  | 0  | Al Arbour       | 22 | 0 | 2 | 2  | 3  | 0.0  | 0  | 0  | 0 | 0  | 0  |
| Jim Roberts         | 72 | 13 | 18 | 31 | 123 | 10.6 | 0  | 2  | 0 | 2  | 1  | Ernie Wakely    | 51 | 0 | 2 | 2  | 0  | 0.0  | 0  | 0  | 0 | 0  | 0  |
| Gary Unger          | 28 | 15 | 14 | 29 | 122 | 12.3 | 3  | 1  | 4 | 7  | 0  | Glenn Hall      | 32 | 0 | 1 | 1  | 0  | 0.0  | 0  | 0  | 0 | 0  | 0  |
| George Morrison     | 73 | 15 | 10 | 25 | 122 | 12.3 | 1  | 2  | 3 | 3  | 0  | Larry Hornung   | 1  | 0 | 0 | 0  | 1  | 0.0  | 0  | 0  | 0 | 0  | 0  |
| Barclay Plager      | 69 | 4  | 20 | 24 | 87  | 4.6  | 0  | 0  | 1 | 1  | 0  | Norm Dennis     | 4  | 0 | 0 | 0  | 0  | 0.0  | 0  | 0  | 0 | 0  | 0  |
| Wayne Connelly      | 28 | 5  | 16 | 21 | 102 | 4.9  | 0  | 0  | 0 | 3  | 0  | Jean-Guy Talbot | 5  | 0 | 0 | 0  | 3  | 0.0  | 0  | 0  | 0 | 0  | 0  |
| Craig Cameron       | 78 | 14 | 6  | 20 | 86  | 16.3 | 2  | 1  | 1 | 0  | 1  |                 |    |   |   |    |    |      |    |    |   |    |    |
| Robert Plager       | 70 | 1  | 19 | 20 | 70  | 1.4  | 1  | 0  | 1 | 0  | 0  |                 |    |   |   |    |    |      |    |    |   |    |    |
| Bill McCreary       | 68 | 9  | 10 | 19 | 90  | 10.0 | 0  | 1  | 1 | 0  | 3  |                 |    |   |   |    |    |      |    |    |   |    |    |
| Terry Crisp         | 54 | 5  | 11 | 16 | 47  | 10.6 | 0  | 0  | 1 | 1  | 1  |                 |    |   |   |    |    |      |    |    |   |    |    |
| Fran Huck           | 29 | 7  | 8  | 15 | 43  | 16.3 | 1  | 0  | 2 | 2  | 0  |                 |    |   |   |    |    |      |    |    |   |    |    |
| Noel Picard         | 75 | 3  | 9  | 11 | 128 | 2.3  | 1  | 0  | 0 | 0  | 0  |                 |    |   |   |    |    |      |    |    |   |    |    |
| Carl Brewer         | 19 | 2  | 8  | 11 | 35  | 5.7  | 0  | 0  | 0 | 0  | 0  |                 |    |   |   |    |    |      |    |    |   |    |    |
| John Arbour         | 53 | 1  | 6  | 7  | 57  | 1.8  | 0  | 0  | 0 | 0  | 0  |                 |    |   |   |    |    |      |    |    |   |    |    |

| GOALTENDER    | GP | MIN  | GA  | ENG | SO | AVG  | W-L-T    |
|---------------|----|------|-----|-----|----|------|----------|
| Glenn Hall    | 32 | 1761 | 71  | 1   | 2* | 2.41 | 13-11-8  |
| Ernie Wakely  | 51 | 2859 | 133 | 0   | 3* | 2.79 | 20-14-11 |
| Michel Plasse | 1  | 60   | 3   | 0   | 0  | 3.00 | 1-0-0    |

\*Hall and Wakely shared shutout which is not reflected in personal records.



## 1969-1970 (37-27-12, 86 pts, 1st West Division)

| #  | DATE  | VERSUS         | SCORE | RECORD    | #  | DATE | VERSUS         | SCORE | RECORD     |
|----|-------|----------------|-------|-----------|----|------|----------------|-------|------------|
| 1  | 10/11 | CHICAGO        | 7-2   | W 1-0-0   | 39 | 1/14 | @ Minnesota    | 2-5   | L 19-13-7  |
| 2  | 10/15 | LOS ANGELES    | 4-1   | W 2-0-0   | 40 | 1/15 | TORONTO        | 2-0   | W 20-13-7  |
| 3  | 10/18 | MINNESOTA      | 4-2   | W 3-0-0   | 41 | 1/17 | LOS ANGELES    | 3-1   | W 21-13-7  |
| 4  | 10/19 | @ Detroit      | 2-4   | L 3-1-0   | 42 | 1/22 | NEW YORK       | 4-3   | W 22-13-7  |
| 5  | 10/22 | @ Montreal     | 3-3   | T 3-1-1   | 43 | 1/24 | DETROIT        | 2-5   | L 22-14-7  |
| 6  | 10/25 | @ Toronto      | 2-4   | L 3-2-1   | 44 | 1/25 | @ Philadelphia | 0-2   | L 22-15-7  |
| 7  | 10/26 | @ Philadelphia | 0-0   | T 3-2-2   | 45 | 1/28 | @ Oakland      | 6-1   | W 23-15-7  |
| 8  | 10/30 | MONTREAL       | 2-2   | T 3-2-3   | 46 | 1/29 | @ Los Angeles  | 3-2   | W 24-15-7  |
| 9  | 11/1  | PHILADELPHIA   | 8-0   | W 4-2-3   | 47 | 1/31 | @ Pittsburgh   | 1-2   | L 24-16-7  |
| 10 | 11/2  | @ New York     | 4-6   | L 4-3-3   | 48 | 2/4  | @ Toronto      | 0-1   | L 24-17-7  |
| 11 | 11/5  | @ Boston       | 4-4   | T 4-3-4   | 49 | 2/6  | OAKLAND        | 1-2   | L 24-18-7  |
| 12 | 11/6  | @ Detroit      | 5-2   | W 5-3-4   | 50 | 2/8  | @ Boston       | 1-7   | L 24-19-7  |
| 13 | 11/8  | @ Minnesota    | 2-5   | L 5-4-4   | 51 | 2/11 | BOSTON         | 2-3   | L 24-20-7  |
| 14 | 11/13 | PITTSBURGH     | 4-0   | W 6-4-4   | 52 | 2/12 | @ Detroit      | 2-5   | L 24-21-7  |
| 15 | 11/15 | MONTREAL       | 2-3   | L 6-5-4   | 53 | 2/14 | LOS ANGELES    | 2-1   | W 25-21-7  |
| 16 | 11/16 | @ New York     | 2-4   | L 6-6-4   | 54 | 2/15 | @ Minnesota    | 3-3   | T 25-21-8  |
| 17 | 11/19 | @ Pittsburgh   | 4-0   | W 7-6-4   | 55 | 2/18 | CHICAGO        | 5-2   | W 26-21-8  |
| 18 | 11/20 | MINNESOTA      | 3-1   | W 8-6-4   | 56 | 2/20 | @ Oakland      | 3-1   | W 27-21-8  |
| 19 | 11/22 | NEW YORK       | 0-5   | L 8-7-4   | 57 | 2/21 | @ Los Angeles  | 4-2   | W 28-21-8  |
| 20 | 11/26 | OAKLAND        | 4-1   | W 9-7-4   | 58 | 2/25 | @ New York     | 1-2   | L 28-22-8  |
| 21 | 11/29 | LOS ANGELES    | 3-1   | W 10-7-4  | 59 | 2/28 | @ Montreal     | 3-2   | W 29-22-8  |
| 22 | 11/30 | @ Chicago      | 1-3   | L 10-8-4  | 60 | 3/1  | @ Boston       | 1-3   | L 29-23-8  |
| 23 | 12/3  | OAKLAND        | 3-1   | W 11-8-4  | 61 | 3/4  | BOSTON         | 3-1   | W 30-23-8  |
| 24 | 12/6  | DETROIT        | 1-5   | L 11-9-4  | 62 | 3/6  | NEW YORK       | 3-1   | W 31-23-8  |
| 25 | 12/7  | @ Philadelphia | 4-1   | W 12-9-4  | 63 | 3/7  | @ Pittsburgh   | 2-2   | T 31-23-9  |
| 26 | 12/10 | @ Oakland      | 3-3   | T 12-9-5  | 64 | 3/11 | @ Minnesota    | 9-1   | W 32-23-9  |
| 27 | 12/13 | @ Los Angeles  | 8-1   | W 13-9-5  | 65 | 3/12 | PHILADELPHIA   | 4-2   | W 33-23-9  |
| 28 | 12/16 | DETROIT        | 6-4   | W 14-9-5  | 66 | 3/14 | MONTREAL       | 2-6   | L 33-24-9  |
| 29 | 12/18 | BOSTON         | 3-3   | T 14-9-6  | 67 | 3/17 | MINNESOTA      | 5-5   | T 33-24-10 |
| 30 | 12/20 | PHILADELPHIA   | 3-0   | W 15-9-6  | 68 | 3/19 | PITTSBURGH     | 3-1   | W 34-24-10 |
| 31 | 12/21 | @ Chicago      | 0-4   | L 15-10-6 | 69 | 3/21 | TORONTO        | 0-2   | L 34-25-10 |
| 32 | 12/23 | MINNESOTA      | 5-3   | W 16-10-6 | 70 | 3/22 | @ Chicago      | 0-1   | L 34-26-10 |
| 33 | 12/26 | TORONTO        | 3-1   | W 17-10-6 | 71 | 3/24 | @ Los Angeles  | 4-0   | W 35-26-10 |
| 34 | 12/27 | @ Toronto      | 1-4   | L 17-11-6 | 72 | 3/27 | @ Oakland      | 2-3   | L 35-27-10 |
| 35 | 12/30 | @ Montreal     | 5-0   | W 18-11-6 | 73 | 3/29 | @ Pittsburgh   | 5-5   | T 35-27-11 |
| 36 | 1/3   | PITTSBURGH     | 6-0   | W 19-11-6 | 74 | 4/1  | OAKLAND        | 2-2   | T 35-27-12 |
| 37 | 1/7   | PHILADELPHIA   | 2-2   | T 19-11-7 | 75 | 4/2  | @ Philadelphia | 1-0   | W 36-27-12 |
| 38 | 1/10  | CHICAGO        | 2-6   | L 19-12-7 | 76 | 4/4  | PITTSBURGH     | 3-1   | W 37-27-12 |

| PLAYER              | GP | G  | A  | TP | S   | PCTG | GW | GT | F | PP | SH | PLAYER            | GP        | G           | A         | TP         | S         | PCTG       | GW           | GT | F | PP | SH |
|---------------------|----|----|----|----|-----|------|----|----|---|----|----|-------------------|-----------|-------------|-----------|------------|-----------|------------|--------------|----|---|----|----|
| Phil Goyette        | 72 | 29 | 49 | 78 | 152 | 19.1 | 5  | 0  | 6 | 13 | 0  | Noel Picard       | 39        | 1           | 4         | 5          | 31        | 3.2        | 0            | 0  | 0 | 1  | 0  |
| Red Berenson        | 67 | 33 | 39 | 72 | 282 | 11.7 | 8  | 1  | 3 | 16 | 0  | Ray Fortin        | 57        | 1           | 4         | 5          | 66        | 1.5        | 0            | 0  | 1 | 0  | 0  |
| Frank St. Marseille | 74 | 16 | 43 | 59 | 166 | 9.6  | 1  | 1  | 0 | 3  | 0  | Norm Dennis       | 5         | 3           | 0         | 3          | 8         | 37.5       | 0            | 0  | 0 | 1  | 0  |
| Ab McDonald         | 64 | 25 | 30 | 55 | 170 | 14.7 | 4  | 2  | 7 | 11 | 0  | Wayne Maki        | 16        | 2           | 1         | 3          | 35        | 5.7        | 1            | 0  | 1 | 0  | 0  |
| Gary Sabourin       | 72 | 28 | 14 | 42 | 246 | 11.4 | 5  | 0  | 4 | 11 | 0  | Camille Henry     | 4         | 1           | 2         | 3          | 5         | 20.0       | 0            | 0  | 0 | 1  | 0  |
| Tim Ecclestone      | 65 | 16 | 21 | 37 | 166 | 9.6  | 2  | 1  | 2 | 5  | 0  | Al Arbour         | 68        | 0           | 3         | 3          | 30        | 0.0        | 0            | 0  | 0 | 0  | 0  |
| Larry Keenan        | 56 | 10 | 23 | 33 | 113 | 8.9  | 0  | 1  | 0 | 3  | 0  | Ron Buchanan      | 2         | 0           | 0         | 0          | 4         | 0.0        | 0            | 0  | 0 | 0  | 0  |
| Bill McCreary       | 73 | 15 | 17 | 32 | 174 | 8.6  | 1  | 1  | 2 | 2  | 1  | Jiroslav Jirik    | 3         | 0           | 0         | 0          | 4         | 0.0        | 0            | 0  | 0 | 0  | 0  |
| Barclay Plager      | 75 | 6  | 26 | 32 | 97  | 6.2  | 1  | 0  | 2 | 1  | 1  |                   |           |             |           |            |           |            |              |    |   |    |    |
| Jim Roberts         | 76 | 13 | 17 | 30 | 165 | 7.9  | 4  | 1  | 2 | 2  | 2  |                   |           |             |           |            |           |            |              |    |   |    |    |
| Ron Anderson        | 59 | 9  | 9  | 18 | 107 | 8.4  | 0  | 1  | 1 | 1  | 0  | <b>GOALTENDER</b> | <b>GP</b> | <b>MINS</b> | <b>GA</b> | <b>ENG</b> | <b>SO</b> | <b>AVG</b> | <b>W-L-T</b> |    |   |    |    |
| Andre Boudrais      | 50 | 3  | 14 | 17 | 95  | 3.2  | 2  | 1  | 1 | 1  | 0  | Ernie Wakely      | 30        | 1651        | 58        | 0          | 4         | 2.11       | 12-9-4       |    |   |    |    |
| Jean-Guy Talbot     | 75 | 2  | 15 | 17 | 60  | 3.3  | 0  | 0  | 0 | 0  | 1  | Jacques Plante    | 32        | 1839        | 67        | 1          | 5         | 2.19       | 18-9-5       |    |   |    |    |
| Bob Plager          | 64 | 3  | 11 | 14 | 83  | 3.6  | 0  | 0  | 1 | 0  | 0  | Glenn Hall        | 18        | 1010        | 49        | 0          | 1         | 2.91       | 7-8-3        |    |   |    |    |
| Terry Crisp         | 26 | 5  | 6  | 11 | 44  | 11.4 | 1  | 1  | 1 | 0  | 0  | Gary Edwards      | 1         | 60          | 4         | 0          | 0         | 4.00       | 0-1-0        |    |   |    |    |
| Terry Gray          | 28 | 2  | 5  | 7  | 63  | 3.1  | 2  | 0  | 0 | 0  | 0  |                   |           |             |           |            |           |            |              |    |   |    |    |
| Billy Plager        | 24 | 1  | 4  | 5  | 23  | 4.3  | 0  | 0  | 0 | 0  | 0  |                   |           |             |           |            |           |            |              |    |   |    |    |

# Team & Individual Results, Records & Stats

1968-1969 (37-25-14, 88 pts, 1st West Division)

| #  | DATE  | VERSUS         | SCORE | RECORD     | #  | DATE | VERSUS         | SCORE | RECORD     |
|----|-------|----------------|-------|------------|----|------|----------------|-------|------------|
| 1  | 10/11 | @ Chicago      | 3-4   | L 0-1-0    | 39 | 1/8  | @ Chicago      | 1-3   | L 18-11-10 |
| 2  | 10/12 | LOS ANGELES    | 6-0   | W 1-1-0    | 40 | 1/11 | CHICAGO        | 6-1   | W 19-11-10 |
| 3  | 10/16 | MONTREAL       | 2-4   | L 1-2-0    | 41 | 1/12 | @ Minnesota    | 2-0   | W 20-11-10 |
| 4  | 10/19 | OAKLAND        | 4-1   | W 2-2-0    | 42 | 1/15 | PHILADELPHIA   | 4-3   | W 21-11-10 |
| 5  | 10/23 | @ Toronto      | 4-6   | L 2-3-0    | 43 | 1/18 | NY RANGERS     | 2-2   | T 21-11-11 |
| 6  | 10/24 | @ Boston       | 2-1   | W 3-3-0    | 44 | 1/19 | @ Minnesota    | 3-1   | W 22-11-11 |
| 7  | 10/26 | @ Pittsburgh   | 2-4   | L 3-4-0    | 45 | 1/23 | TORONTO        | 2-3   | L 22-12-11 |
| 8  | 10/30 | PHILADELPHIA   | 4-1   | W 4-4-0    | 46 | 1/25 | @ Boston       | 0-4   | L 22-13-11 |
| 9  | 11/2  | MINNESOTA      | 0-2   | L 4-5-0    | 47 | 1/26 | OAKLAND        | 3-1   | W 23-13-11 |
| 10 | 11/3  | @ Detroit      | 4-4   | T 4-5-1    | 48 | 1/29 | @ Pittsburgh   | 2-1   | W 24-13-11 |
| 11 | 11/6  | @ Pittsburgh   | 3-1   | W 5-5-1    | 49 | 1/30 | NY RANGERS     | 3-4   | L 24-14-11 |
| 12 | 11/7  | @ Philadelphia | 8-0   | W 6-5-1    | 50 | 2/1  | @ Detroit      | 2-0   | W 25-14-11 |
| 13 | 11/9  | @ Montreal     | 1-4   | L 6-6-1    | 51 | 2/2  | TORONTO        | 5-3   | W 26-14-11 |
| 14 | 11/10 | @ Boston       | 1-1   | T 6-6-2    | 52 | 2/4  | @ Los Angeles  | 2-4   | L 26-15-11 |
| 15 | 11/13 | @ NY Rangers   | 3-1   | W 7-6-2    | 53 | 2/6  | BOSTON         | 3-1   | W 27-15-11 |
| 16 | 11/16 | DETROIT        | 1-1   | T 7-6-3    | 54 | 2/8  | @ NY Rangers   | 0-2   | L 27-16-11 |
| 17 | 11/17 | MINNESOTA      | 3-3   | T 7-6-4    | 55 | 2/9  | MONTREAL       | 4-4   | T 27-16-12 |
| 18 | 11/20 | OAKLAND        | 7-0   | W 8-6-4    | 56 | 2/12 | PITTSBURGH     | 2-0   | W 28-16-12 |
| 19 | 11/23 | CHICAGO        | 1-0   | W 9-6-4    | 57 | 2/13 | @ Philadelphia | 2-1   | W 29-16-12 |
| 20 | 11/27 | BOSTON         | 4-4   | T 9-6-5    | 58 | 2/15 | LOS ANGELES    | 4-1   | W 30-16-12 |
| 21 | 11/28 | @ Detroit      | 3-1   | W 10-6-5   | 59 | 2/16 | MINNESOTA      | 6-0   | W 31-16-12 |
| 22 | 11/30 | PHILADELPHIA   | 1-0   | W 11-6-5   | 60 | 2/19 | PHILADELPHIA   | 3-1   | W 32-16-12 |
| 23 | 12/4  | CHICAGO        | 3-3   | T 11-6-6   | 61 | 2/21 | @ Oakland      | 2-3   | L 32-17-12 |
| 24 | 12/7  | PITTSBURGH     | 1-1   | T 11-6-7   | 62 | 2/22 | @ Los Angeles  | 3-1   | W 33-17-12 |
| 25 | 12/8  | @ Philadelphia | 4-4   | T 11-6-8   | 63 | 2/26 | @ Toronto      | 2-3   | L 33-18-12 |
| 26 | 12/11 | @ Chicago      | 3-6   | L 11-7-8   | 64 | 3/1  | @ Montreal     | 0-3   | L 33-19-12 |
| 27 | 12/12 | @ Montreal     | 4-5   | L 11-8-8   | 65 | 3/2  | @ NY Rangers   | 1-2   | L 33-20-12 |
| 28 | 12/14 | @ Toronto      | 2-3   | L 11-9-8   | 66 | 3/5  | @ Pittsburgh   | 2-4   | L 33-21-12 |
| 29 | 12/15 | LOS ANGELES    | 3-1   | W 12-9-8   | 67 | 3/8  | OAKLAND        | 5-2   | W 34-21-12 |
| 30 | 12/20 | @ Oakland      | 1-0   | W 13-9-8   | 68 | 3/9  | @ Minnesota    | 2-2   | T 34-21-12 |
| 31 | 12/21 | NY RANGERS     | 2-2   | T 13-9-9   | 69 | 3/11 | MONTREAL       | 0-3   | L 34-22-13 |
| 32 | 12/25 | @ Minnesota    | 2-0   | W 14-9-9   | 70 | 3/15 | DETROIT        | 3-2   | W 35-22-13 |
| 33 | 12/26 | PITTSBURGH     | 3-2   | W 15-9-9   | 71 | 3/16 | MINNESOTA      | 2-3   | L 35-23-13 |
| 34 | 12/28 | BOSTON         | 2-6   | L 15-10-9  | 72 | 3/19 | TORONTO        | 1-1   | T 35-23-14 |
| 35 | 1/1   | @ Los Angeles  | 0-0   | T 15-10-10 | 73 | 3/22 | PITTSBURGH     | 1-2   | L 35-24-14 |
| 36 | 1/3   | @ Oakland      | 3-1   | W 16-10-10 | 74 | 3/23 | @ Philadelphia | 3-4   | L 35-25-14 |
| 37 | 1/4   | DETROIT        | 3-1   | W 17-10-10 | 75 | 3/26 | @ Oakland      | 5-3   | W 36-25-14 |
| 38 | 1/7   | LOS ANGELES    | 5-0   | W 18-10-10 | 76 | 3/29 | @ Los Angeles  | 3-1   | W 37-25-1  |

| PLAYER              | GP | G  | A  | TP | S   | PCTG | GW | GT | F | PP | SH | PLAYER            | GP        | G           | A         | TP         | S         | PCTG       | GW           | GT | F | PP | SH |
|---------------------|----|----|----|----|-----|------|----|----|---|----|----|-------------------|-----------|-------------|-----------|------------|-----------|------------|--------------|----|---|----|----|
| Red Berenson        | 76 | 35 | 47 | 82 | 288 | 12.2 | 6  | 4  | 7 | 7  | 1  | Al Arbour         | 67        | 1           | 6         | 7          | 69        | 4.0        | 1            | 0  | 0 | 0  | 0  |
| Gary Sabourin       | 75 | 25 | 23 | 48 | 228 | 11.0 | 3  | 2  | 5 | 3  | 0  | Robert Plager     | 32        | 0           | 7         | 7          | 46        | 0.0        | 0            | 0  | 0 | 0  | 0  |
| Ab McDonald         | 68 | 21 | 21 | 42 | 138 | 15.7 | 4  | 2  | 2 | 2  | 0  | Terry Gray        | 8         | 4           | 0         | 4          | 19        | 21.1       | 1            | 0  | 1 | 2  | 0  |
| Camille Henry       | 64 | 17 | 22 | 39 | 94  | 18.1 | 1  | 1  | 3 | 7  | 0  | Myron Stankiewicz | 16        | 0           | 2         | 2          | 17        | 0.0        | 0            | 0  | 0 | 0  | 0  |
| Ron Schock          | 67 | 12 | 27 | 39 | 157 | 7.6  | 3  | 1  | 3 | 4  | 0  | Ray Fortin        | 11        | 1           | 0         | 1          | 10        | 10.0       | 0            | 0  | 0 | 0  | 0  |
| Frank St. Marseille | 72 | 12 | 26 | 38 | 169 | 7.1  | 3  | 0  | 0 | 3  | 0  | William Plager    | 2         | 0           | 0         | 0          | 3         | 0.0        | 0            | 0  | 0 | 0  | 0  |
| Tim Ecclestone      | 68 | 11 | 23 | 34 | 151 | 7.3  | 4  | 0  | 2 | 1  | 0  | Norm Dennis       | 2         | 0           | 0         | 0          | 4         | 0.0        | 0            | 0  | 0 | 0  | 0  |
| Jim Roberts         | 72 | 14 | 19 | 33 | 129 | 10.9 | 1  | 2  | 2 | 2  | 1  | <b>GOALTENDER</b> | <b>GP</b> | <b>MINS</b> | <b>GA</b> | <b>ENG</b> | <b>SO</b> | <b>AVG</b> | <b>W-L-T</b> |    |   |    |    |
| Bill McCreary       | 71 | 13 | 17 | 30 | 130 | 10.0 | 4  | 0  | 6 | 3  | 1  | Jacques Plante    | 37        | 2139        | 70        | 0          | 5         | 1.96       | 18-12-6      |    |   |    |    |
| Barclay Plager      | 61 | 4  | 26 | 30 | 88  | 4.5  | 1  | 0  | 1 | 0  | 0  | Glenn Hall        | 41        | 2354        | 85        | 0          | 8         | 2.17       | 19-12-8      |    |   |    |    |
| Noel Picard         | 67 | 5  | 19 | 24 | 136 | 3.7  | 1  | 1  | 0 | 0  | 0  | Ted Ouimet        | 1         | 60          | 2         | 0          | 0         | 2.00       | 0-1-0        |    |   |    |    |
| Doug Harvey         | 70 | 2  | 20 | 22 | 46  | 4.3  | 0  | 0  | 2 | 1  | 0  | Gary Edwards      | 1         | 4           | 0         | 0          | 0         | 0.00       | 0-0-0        |    |   |    |    |
| Craig Cameron       | 72 | 11 | 5  | 16 | 123 | 8.9  | 1  | 0  | 1 | 2  | 0  | Robbie Irons      | 1         | 3           | 0         | 0          | 0         | 0.00       | 0-0-0        |    |   |    |    |
| Terry Crisp         | 57 | 6  | 9  | 15 | 40  | 15.0 | 0  | 0  | 0 | 1  | 1  |                   |           |             |           |            |           |            |              |    |   |    |    |
| Larry Keenan        | 47 | 5  | 9  | 14 | 73  | 6.9  | 2  | 0  | 2 | 0  | 0  |                   |           |             |           |            |           |            |              |    |   |    |    |
| Jean-Guy Talbot     | 69 | 5  | 4  | 9  | 67  | 7.5  | 1  | 0  | 1 | 0  | 0  |                   |           |             |           |            |           |            |              |    |   |    |    |



## 1967-1968 (27-31-16, 70 pts, 3rd West Division)

| #  | DATE  | VERSUS         | SCORE | RECORD    | #  | DATE | VERSUS         | SCORE | RECORD     |
|----|-------|----------------|-------|-----------|----|------|----------------|-------|------------|
| 1  | 10/11 | MINNESOTA      | 2-2   | T 0-0-1   | 38 | 1/10 | @ Oakland      | 2-2   | T 14-20-4  |
| 2  | 10/13 | PITTSBURGH     | 1-3   | L 0-1-1   | 39 | 1/11 | @ Los Angeles  | 2-2   | T 14-20-5  |
| 3  | 10/14 | @ Pittsburgh   | 4-2   | W 1-1-1   | 40 | 1/13 | NY RANGERS     | 1-3   | L 14-21-5  |
| 4  | 10/18 | PHILADELPHIA   | 1-2   | L 1-2-1   | 41 | 1/14 | @ Chicago      | 2-2   | T 14-21-6  |
| 5  | 10/21 | LOS ANGELES    | 3-3   | T 1-2-2   | 42 | 1/17 | MINNESOTA      | 5-0   | W 15-21-6  |
| 6  | 10/22 | @ Detroit      | 0-1   | L 1-3-2   | 43 | 1/21 | @ Philadelphia | 2-2   | T 15-21-7  |
| 7  | 10/25 | @ Minnesota    | 2-3   | L 1-4-2   | 44 | 1/24 | MINNESOTA      | 5-2   | W 16-21-7  |
| 8  | 10/28 | @ Montreal     | 1-4   | L 1-5-2   | 45 | 1/25 | @ Detroit      | 4-4   | T 16-21-8  |
| 9  | 11/1  | BOSTON         | 5-1   | W 2-5-2   | 46 | 1/27 | NY RANGERS     | 4-3   | W 17-21-8  |
| 10 | 11/4  | DETROIT        | 3-2   | W 3-5-2   | 47 | 1/31 | PITTSBURGH     | 9-4   | W 18-21-8  |
| 11 | 11/8  | @ Minnesota    | 1-5   | L 3-6-2   | 48 | 2/1  | @ Pittsburgh   | 0-2   | L 18-22-8  |
| 12 | 11/11 | @ Pittsburgh   | 5-1   | W 4-6-2   | 49 | 2/3  | OAKLAND        | 4-1   | W 19-22-8  |
| 13 | 11/12 | @ Chicago      | 2-5   | L 4-7-2   | 50 | 2/7  | BOSTON         | 4-6   | L 19-23-8  |
| 14 | 11/15 | CHICAGO        | 1-4   | L 4-8-2   | 51 | 2/10 | PHILADELPHIA   | 1-2   | L 19-24-8  |
| 15 | 11/18 | PITTSBURGH     | 3-5   | L 4-9-2   | 52 | 2/11 | @ Boston       | 3-3   | T 19-24-9  |
| 16 | 11/19 | @ Philadelphia | 2-3   | L 4-10-2  | 53 | 2/14 | LOS ANGELES    | 2-2   | T 19-24-10 |
| 17 | 11/22 | MONTREAL       | 1-3   | L 4-11-2  | 54 | 2/16 | @ Pittsburgh   | 3-1   | W 20-24-10 |
| 18 | 11/25 | PHILADELPHIA   | 1-2   | L 4-12-2  | 55 | 2/17 | @ Minnesota    | 2-2   | T 20-24-11 |
| 19 | 11/26 | @ NY Rangers   | 0-1   | L 4-13-2  | 56 | 2/21 | @ Toronto      | 5-1   | W 21-24-11 |
| 20 | 11/29 | LOS ANGELES    | 3-2   | W 5-13-2  | 57 | 2/22 | @ Montreal     | 1-2   | L 21-25-11 |
| 21 | 12/2  | MINNESOTA      | 1-5   | L 5-14-2  | 58 | 2/25 | @ Los Angeles  | 2-4   | L 21-26-11 |
| 22 | 12/3  | @ Philadelphia | 2-4   | L 5-15-2  | 59 | 2/28 | MONTREAL       | 3-3   | T 21-26-12 |
| 23 | 12/6  | @ Los Angeles  | 2-3   | L 5-16-2  | 60 | 3/2  | CHICAGO        | 3-3   | T 21-26-13 |
| 24 | 12/9  | @ Oakland      | 1-0   | W 6-16-2  | 61 | 3/3  | @ Boston       | 3-9   | L 21-27-13 |
| 25 | 12/10 | TORONTO        | 2-1   | W 7-16-2  | 62 | 3/6  | PITTSBURGH     | 4-2   | W 22-27-13 |
| 26 | 12/13 | OAKLAND        | 3-1   | W 8-16-2  | 63 | 3/9  | OAKLAND        | 3-1   | W 23-27-13 |
| 27 | 12/14 | @ Philadelphia | 2-2   | T 8-16-3  | 64 | 3/10 | @ Oakland      | 1-0   | W 24-27-13 |
| 28 | 12/16 | PHILADELPHIA   | 0-1   | L 8-17-3  | 65 | 3/13 | TORONTO        | 3-3   | T 24-27-14 |
| 29 | 12/17 | @ NY Rangers   | 3-5   | L 8-18-3  | 66 | 3/15 | OAKLAND        | 1-1   | T 24-27-15 |
| 30 | 12/20 | @ Oakland      | 2-1   | W 9-18-3  | 67 | 3/16 | DETROIT        | 3-6   | L 24-28-15 |
| 31 | 12/23 | @ Los Angeles  | 0-4   | L 9-19-3  | 68 | 3/20 | @ Pittsburgh   | 2-4   | L 24-29-15 |
| 32 | 12/25 | @ Minnesota    | 1-0   | W 10-19-3 | 69 | 3/22 | @ Los Angeles  | 1-6   | L 24-30-15 |
| 33 | 12/27 | LOS ANGELES    | 4-2   | W 11-19-3 | 70 | 3/23 | @ Oakland      | 3-3   | T 24-30-16 |
| 34 | 12/29 | PITTSBURGH     | 2-1   | W 12-19-3 | 71 | 3/27 | PHILADELPHIA   | 3-0   | W 25-30-16 |
| 35 | 12/30 | @ Toronto      | 1-8   | L 12-20-3 | 72 | 3/28 | @ Philadelphia | 0-2   | L 25-31-16 |
| 36 | 1/3   | OAKLAND        | 4-0   | W 13-20-3 | 73 | 3/30 | MINNESOTA      | 3-2   | W 26-31-16 |
| 37 | 1/6   | LOS ANGELES    | 2-1   | W 14-20-3 | 74 | 3/31 | @ Minnesota    | 5-3   | W 27-31-16 |

| PLAYER              | GP | G  | A  | TP | S   | PCTG | GW | GT | PP | SH | PLAYER              | GP | G | A | TP | S  | PCTG | GW | GT | PP | SH |   |
|---------------------|----|----|----|----|-----|------|----|----|----|----|---------------------|----|---|---|----|----|------|----|----|----|----|---|
| Red Berenson        | 55 | 22 | 29 | 51 | 219 | 10.0 | 7  | 3  | 5  | 7  | Dickie Moore        | 27 | 5 | 3 | 8  | 37 | 13.5 | 1  | 0  | 1  | 1  | 0 |
| Gerry Melnyk        | 73 | 15 | 35 | 50 | 144 | 10.4 | 3  | 0  | 3  | 3  | Wayne Rivers        | 22 | 4 | 4 | 8  | 53 | 7.5  | 0  | 1  | 0  | 1  | 0 |
| Jim Roberts         | 74 | 14 | 23 | 37 | 164 | 8.5  | 1  | 2  | 3  | 3  | Ron Attwell         | 18 | 1 | 7 | 8  | 31 | 3.2  | 0  | 0  | 0  | 1  | 0 |
| Frank St. Marseille | 57 | 16 | 16 | 32 | 147 | 10.9 | 1  | 2  | 1  | 1  | Robert Plager       | 53 | 2 | 5 | 7  | 52 | 3.8  | 0  | 0  | 0  | 0  | 0 |
| Don McKenney        | 39 | 9  | 20 | 29 | 93  | 9.7  | 1  | 1  | 2  | 1  | Roger Picard        | 15 | 2 | 2 | 4  | 45 | 4.4  | 0  | 0  | 1  | 0  | 0 |
| Terry Crisp         | 74 | 9  | 20 | 29 | 135 | 6.7  | 1  | 1  | 3  | 0  | Jean-Guy Talbot     | 23 | 0 | 4 | 4  | 29 | 0.0  | 0  | 0  | 0  | 0  | 0 |
| Bill McCreary       | 70 | 13 | 13 | 26 | 154 | 8.4  | 2  | 0  | 1  | 2  | Gary Veneruzzo      | 5  | 1 | 1 | 2  | 8  | 12.5 | 0  | 0  | 0  | 0  | 0 |
| Gary Sabourin       | 50 | 13 | 10 | 23 | 121 | 10.7 | 2  | 1  | 2  | 1  | Norm Beaudin        | 13 | 1 | 1 | 2  | 9  | 11.1 | 0  | 0  | 0  | 1  | 0 |
| Larry Keenan        | 40 | 12 | 8  | 20 | 102 | 11.8 | 2  | 2  | 2  | 4  | Ray Fortin          | 24 | 0 | 2 | 2  | 25 | 0.0  | 0  | 0  | 0  | 0  | 0 |
| Barclay Plager      | 49 | 5  | 15 | 20 | 61  | 8.2  | 1  | 0  | 1  | 2  | Gordon Kannegeisser | 19 | 0 | 1 | 1  | 12 | 0.0  | 0  | 0  | 0  | 0  | 0 |
| Ron Schock          | 55 | 9  | 9  | 18 | 116 | 7.8  | 1  | 0  | 1  | 4  | Claude Cardin       | 1  | 0 | 0 | 0  | 1  | 0.0  | 0  | 0  | 0  | 0  | 0 |
| Fred Hucl           | 43 | 2  | 13 | 15 | 85  | 2.4  | 0  | 0  | 1  | 1  | Darryl Edstrand     | 12 | 0 | 0 | 0  | 12 | 0.0  | 0  | 0  | 0  | 0  | 0 |
| Tim Ecclestone      | 50 | 6  | 8  | 14 | 97  | 6.2  | 0  | 1  | 0  | 3  |                     |    |   |   |    |    |      |    |    |    |    |   |
| Ron Stewart         | 19 | 7  | 5  | 12 | 69  | 10.1 | 2  | 1  | 2  | 1  |                     |    |   |   |    |    |      |    |    |    |    |   |
| Noel Picard         | 66 | 1  | 10 | 11 | 120 | 0.8  | 1  | 0  | 1  | 0  |                     |    |   |   |    |    |      |    |    |    |    |   |
| Al Arbour           | 74 | 1  | 10 | 11 | 39  | 2.6  | 0  | 0  | 0  | 1  |                     |    |   |   |    |    |      |    |    |    |    |   |
| Craig Cameron       | 32 | 7  | 2  | 9  | 43  | 16.3 | 1  | 1  | 2  | 0  |                     |    |   |   |    |    |      |    |    |    |    |   |

# Team & Individual Results, Records & Stats

## All-Time Year-By-Year Records

| SEASON        | GP           | W            | L            | OTL/T      | SOL/OTL   | GF            | GA            | TP           | FINISHED                 | PLAYOFF RESULT               |
|---------------|--------------|--------------|--------------|------------|-----------|---------------|---------------|--------------|--------------------------|------------------------------|
| 2008-09       | 82           | 41           | 31           | 4          | 6         | 233           | 233           | 92           | 3rd Central Division     | Lost Conference Quarterfinal |
| 2007-08       | 82           | 33           | 36           | 8          | 5         | 205           | 237           | 79           | 5th Central Division     | Did Not Qualify              |
| 2006-07       | 82           | 34           | 35           | 7          | 6         | 214           | 254           | 81           | 3rd Central Division     | Did Not Qualify              |
| 2005-06       | 82           | 21           | 46           | 7          | 8         | 197           | 292           | 57           | 5th Central Division     | Did Not Qualify              |
| 2003-04       | 82           | 39           | 30           | 11         | 2         | 191           | 198           | 91           | 2nd Central Division     | Lost Conference Quarterfinal |
| 2002-03       | 82           | 41           | 24           | 11         | 6         | 253           | 222           | 99           | 2nd Central Division     | Lost Conference Quarterfinal |
| 2001-02       | 82           | 43           | 27           | 8          | 4         | 227           | 188           | 98           | 2nd Central Division     | Lost Conference Semifinal    |
| 2000-01       | 82           | 43           | 22           | 12         | 5         | 249           | 195           | 103          | 2nd Central Division     | Lost Conference Final        |
| 1999-00       | 82           | 51           | 19           | 11         | 1         | 248           | 165           | 114          | 1st Central Division     | Lost Conference Quarterfinal |
| 1998-99       | 82           | 37           | 32           | 13         | -         | 237           | 209           | 87           | 2nd Central Division     | Lost Conference Semifinals   |
| 1997-98       | 82           | 45           | 29           | 8          | -         | 256           | 204           | 98           | 3rd Central Division     | Lost Conference Semifinals   |
| 1996-97       | 82           | 36           | 35           | 11         | -         | 236           | 239           | 83           | 4th Central Division     | Lost Conference Quarterfinal |
| 1995-96       | 82           | 32           | 34           | 16         | -         | 219           | 248           | 80           | 4th Central Division     | Lost Conference Semifinal    |
| 1994-95       | 48           | 28           | 15           | 5          | -         | 178           | 135           | 61           | 2nd Central Division     | Lost Conference Quarterfinal |
| 1993-94       | 84           | 40           | 33           | 11         | -         | 270           | 283           | 91           | 4th Central Division     | Lost Conference Quarterfinal |
| 1992-93       | 84           | 37           | 36           | 11         | -         | 282           | 278           | 85           | 4th Norris Division      | Lost Division Final          |
| 1991-92       | 80           | 36           | 33           | 11         | -         | 279           | 266           | 83           | 3rd Norris Division      | Lost Division Semifinal      |
| 1990-91       | 80           | 47           | 22           | 11         | -         | 310           | 250           | 105          | 2nd Norris Division      | Lost Division Final          |
| 1989-90       | 80           | 37           | 34           | 9          | -         | 295           | 279           | 83           | 2nd Norris Division      | Lost Division Final          |
| 1988-89       | 80           | 33           | 35           | 12         | -         | 275           | 285           | 78           | 2nd Norris Division      | Lost Division Final          |
| 1987-88       | 80           | 34           | 38           | 8          | -         | 278           | 294           | 76           | 2nd Norris Division      | Lost Division Final          |
| 1986-87       | 80           | 32           | 33           | 15         | -         | 281           | 293           | 79           | 1st Norris Division      | Lost Division Semifinal      |
| 1985-86       | 80           | 37           | 34           | 9          | -         | 302           | 291           | 83           | 3rd Norris Division      | Lost Conference Final        |
| 1984-85       | 80           | 37           | 31           | 12         | -         | 299           | 288           | 86           | 1st Norris Division      | Lost Division Semifinal      |
| 1983-84       | 80           | 32           | 41           | 7          | -         | 293           | 316           | 71           | 2nd Norris Division      | Lost Division Final          |
| 1982-83       | 80           | 25           | 40           | 15         | -         | 285           | 316           | 65           | 4th Norris Division      | Lost Division Semifinal      |
| 1981-82       | 80           | 32           | 40           | 8          | -         | 315           | 349           | 72           | 3rd Norris Division      | Lost Division Final          |
| 1980-81       | 80           | 45           | 18           | 17         | -         | 352           | 281           | 107          | 1st Smythe Division      | Lost Quarterfinal            |
| 1979-80       | 80           | 34           | 34           | 12         | -         | 266           | 278           | 80           | 2nd Smythe Division      | Lost Preliminary             |
| 1978-79       | 80           | 18           | 50           | 12         | -         | 249           | 348           | 48           | 3rd Smythe Division      | Did Not Qualify              |
| 1977-78       | 80           | 20           | 47           | 13         | -         | 195           | 304           | 53           | 4th Smythe Division      | Did Not Qualify              |
| 1976-77       | 80           | 32           | 39           | 9          | -         | 239           | 276           | 73           | 1st Smythe Division      | Lost Quarterfinal            |
| 1975-76       | 80           | 29           | 37           | 14         | -         | 249           | 290           | 72           | 3rd Smythe Division      | Lost Preliminary             |
| 1974-75       | 80           | 35           | 31           | 14         | -         | 269           | 267           | 84           | 2nd Smythe Division      | Lost Preliminary             |
| 1973-74       | 78           | 26           | 40           | 12         | -         | 206           | 248           | 64           | 6th West Division        | Did Not Qualify              |
| 1972-73       | 78           | 32           | 34           | 12         | -         | 233           | 251           | 76           | 4th West Division        | Lost Quarterfinal            |
| 1971-72       | 78           | 28           | 39           | 11         | -         | 208           | 247           | 67           | 3rd West Division        | Lost Semifinal               |
| 1970-71       | 78           | 34           | 25           | 19         | -         | 223           | 208           | 87           | 2nd West Division        | Lost Quarterfinal            |
| 1969-70       | 76           | 37           | 27           | 12         | -         | 224           | 179           | 86           | 1st West Division        | Lost Final                   |
| 1968-69       | 76           | 37           | 25           | 14         | -         | 204           | 157           | 88           | 1st West Division        | Lost Final                   |
| 1967-68       | 74           | 27           | 31           | 16         | -         | 177           | 191           | 70           | 3rd West Division        | Lost Final                   |
| <b>Totals</b> | <b>3,260</b> | <b>1,417</b> | <b>1,342</b> | <b>458</b> | <b>43</b> | <b>10,201</b> | <b>10,332</b> | <b>3,335</b> | <b>7 Division Titles</b> |                              |

\* The NHL adopted the Shootout for the 2005-06 season

## All-Time Home & Road Records

| SEASON        | GP           | HOME       |            |            |           |              | ROAD       |            |            |           |              |
|---------------|--------------|------------|------------|------------|-----------|--------------|------------|------------|------------|-----------|--------------|
|               |              | W          | L          | OTL/T      | SOL/OTL   | PTS          | W          | L          | OTL/T      | SOL/OTL   | PTS          |
| 2008-09       | 82           | 23         | 13         | 3          | 2         | 51           | 18         | 18         | 1          | 4         | 41           |
| 2007-08       | 82           | 20         | 15         | 3          | 3         | 46           | 13         | 21         | 5          | 2         | 33           |
| 2006-07       | 82           | 18         | 19         | 3          | 1         | 40           | 16         | 16         | 4          | 5         | 41           |
| 2005-06       | 82           | 12         | 23         | 3          | 3         | 30           | 9          | 23         | 4          | 5         | 27           |
| 2003-04       | 82           | 23         | 11         | 7          | 0         | 53           | 16         | 19         | 4          | 2         | 38           |
| 2002-03       | 82           | 23         | 11         | 4          | 3         | 53           | 18         | 13         | 7          | 3         | 46           |
| 2001-02       | 82           | 27         | 12         | 1          | 1         | 56           | 16         | 15         | 7          | 3         | 42           |
| 2000-01       | 82           | 28         | 5          | 5          | 3         | 64           | 15         | 17         | 7          | 2         | 39           |
| 1999-00       | 82           | 24         | 9          | 7          | 1         | 56           | 27         | 10         | 4          | 0         | 58           |
| 1998-99       | 82           | 18         | 17         | 6          | -         | 42           | 19         | 15         | 7          | -         | 45           |
| 1997-98       | 82           | 26         | 10         | 5          | -         | 57           | 19         | 19         | 3          | -         | 41           |
| 1996-97       | 82           | 17         | 20         | 4          | -         | 38           | 19         | 15         | 7          | -         | 45           |
| 1995-96       | 82           | 15         | 17         | 9          | -         | 39           | 17         | 17         | 7          | -         | 41           |
| 1994-95       | 48           | 16         | 6          | 2          | -         | 34           | 12         | 9          | 3          | -         | 27           |
| 1993-94       | 84           | 23         | 11         | 8          | -         | 54           | 17         | 22         | 3          | -         | 37           |
| 1992-93       | 84           | 22         | 13         | 7          | -         | 51           | 15         | 23         | 4          | -         | 34           |
| 1991-92       | 80           | 25         | 12         | 3          | -         | 53           | 11         | 21         | 8          | -         | 30           |
| 1990-91       | 80           | 24         | 9          | 7          | -         | 55           | 23         | 13         | 4          | -         | 50           |
| 1989-90       | 80           | 20         | 15         | 5          | -         | 45           | 17         | 19         | 4          | -         | 38           |
| 1988-89       | 80           | 22         | 11         | 7          | -         | 51           | 11         | 24         | 5          | -         | 27           |
| 1987-88       | 80           | 18         | 17         | 5          | -         | 41           | 16         | 21         | 3          | -         | 35           |
| 1986-87       | 80           | 21         | 12         | 7          | -         | 49           | 11         | 21         | 8          | -         | 30           |
| 1985-86       | 80           | 23         | 11         | 6          | -         | 52           | 14         | 23         | 3          | -         | 31           |
| 1984-85       | 80           | 21         | 12         | 7          | -         | 49           | 16         | 19         | 5          | -         | 3            |
| 1983-84       | 80           | 23         | 14         | 3          | -         | 49           | 9          | 27         | 4          | -         | 22           |
| 1982-83       | 80           | 16         | 16         | 8          | -         | 40           | 9          | 24         | 7          | -         | 25           |
| 1981-82       | 80           | 22         | 14         | 4          | -         | 48           | 10         | 26         | 4          | -         | 24           |
| 1980-81       | 80           | 29         | 7          | 4          | -         | 62           | 16         | 11         | 13         | -         | 45           |
| 1979-80       | 80           | 20         | 13         | 7          | -         | 47           | 14         | 21         | 5          | -         | 33           |
| 1978-79       | 80           | 14         | 20         | 6          | -         | 34           | 4          | 30         | 6          | -         | 14           |
| 1977-78       | 80           | 12         | 20         | 8          | -         | 32           | 8          | 27         | 5          | -         | 21           |
| 1976-77       | 80           | 22         | 13         | 5          | -         | 49           | 10         | 26         | 4          | -         | 24           |
| 1975-76       | 80           | 20         | 12         | 8          | -         | 48           | 9          | 25         | 6          | -         | 24           |
| 1974-75       | 80           | 23         | 13         | 4          | -         | 50           | 12         | 18         | 10         | -         | 34           |
| 1973-74       | 78           | 16         | 16         | 7          | -         | 39           | 10         | 24         | 5          | -         | 25           |
| 1972-73       | 78           | 21         | 11         | 7          | -         | 49           | 11         | 23         | 5          | -         | 27           |
| 1971-72       | 78           | 17         | 17         | 5          | -         | 39           | 11         | 22         | 6          | -         | 28           |
| 1970-71       | 78           | 23         | 7          | 9          | -         | 55           | 11         | 18         | 10         | -         | 32           |
| 1969-70       | 76           | 24         | 9          | 5          | -         | 53           | 13         | 18         | 7          | -         | 33           |
| 1968-69       | 76           | 21         | 8          | 9          | -         | 51           | 16         | 17         | 5          | -         | 37           |
| 1967-68       | 74           | 18         | 12         | 7          | -         | 43           | 9          | 19         | 9          | -         | 27           |
| <b>TOTALS</b> | <b>3,260</b> | <b>850</b> | <b>533</b> | <b>230</b> | <b>17</b> | <b>1,947</b> | <b>567</b> | <b>809</b> | <b>228</b> | <b>26</b> | <b>1,354</b> |

\*The NHL adopted the shootout for the 2005-06 season

# Team & Individual Results, Records & Stats

## All-Time Overtime Records

### BLUES VS. NHL IN OVERTIME

| TEAM        | GP | W | L | T  | TEAM           | GP         | W         | L         | T          |
|-------------|----|---|---|----|----------------|------------|-----------|-----------|------------|
| Anaheim     | 13 | 5 | 3 | 5  | Montreal       | 12         | 1         | 3         | 8          |
| Atlanta     | 2  | 0 | 1 | 1  | Nashville      | 13         | 4         | 5         | 4          |
| Boston      | 12 | 4 | 3 | 5  | New Jersey     | 11         | 4         | 2         | 5          |
| Buffalo     | 9  | 4 | 1 | 4  | N.Y. Islanders | 14         | 2         | 3         | 9          |
| Calgary     | 17 | 5 | 4 | 8  | N.Y. Rangers   | 9          | 0         | 2         | 7          |
| Carolina    | 6  | 2 | 0 | 4  | Ottawa         | 2          | 0         | 0         | 2          |
| Chicago     | 34 | 5 | 9 | 20 | Philadelphia   | 7          | 2         | 3         | 2          |
| Colorado    | 13 | 3 | 1 | 9  | Phoenix        | 19         | 4         | 3         | 12         |
| Columbus    | 7  | 3 | 1 | 3  | Pittsburgh     | 9          | 2         | 1         | 6          |
| Dallas      | 32 | 5 | 6 | 21 | San Jose       | 6          | 2         | 2         | 2          |
| Detroit     | 39 | 9 | 5 | 25 | Tampa Bay      | 6          | 2         | 1         | 3          |
| Edmonton    | 18 | 5 | 5 | 8  | Toronto        | 28         | 7         | 8         | 13         |
| Florida     | 5  | 1 | 1 | 3  | Vancouver      | 16         | 1         | 7         | 8          |
| Los Angeles | 15 | 2 | 0 | 13 | Washington     | 8          | 0         | 1         | 7          |
| Minnesota   | 10 | 3 | 2 | 5  | <b>TOTALS</b>  | <b>392</b> | <b>87</b> | <b>83</b> | <b>222</b> |

Overtime was adopted for the 1983-84 season

The four-on-four overtime format was adopted for the 1999-2000 season

NHL adopted shootout starting in the 2005-06 season

### YEAR-BY-YEAR OVERTIME RECORDS

| SEASON     | GP | W  | L | T  | TP | SEASON  | GP         | W         | L         | T          | TP         |
|------------|----|----|---|----|----|---|------------|-----------|-----------|------------|------------|
| 2008-09**  | 20 | 4  | 4 | -- | 8  | 1993-94   | 17         | 4         | 2         | 11         | 19         |
| 2007-08**  | 17 | 1  | 8 | -- | 10 | 1992-93   | 17         | 2         | 4         | 11         | 15         |
| 2006-07**  | 23 | 4  | 7 | -- | 15 | 1991-92   | 15         | 2         | 2         | 11         | 15         |
| 2005-06**  | 22 | 3  | 7 | -- | 13 | 1990-91   | 18         | 3         | 4         | 11         | 17         |
| 2003-04    | 24 | 11 | 2 | 11 | 35 | 1989-90   | 15         | 2         | 4         | 9          | 13         |
| 2002-03    | 23 | 6  | 6 | 11 | 29 | 1988-89   | 16         | 3         | 1         | 12         | 18         |
| 2001-02    | 18 | 6  | 4 | 8  | 24 | 1987-88   | 14         | 2         | 4         | 8          | 12         |
| 2000-01    | 23 | 6  | 5 | 12 | 29 | 1986-87   | 21         | 4         | 2         | 15         | 23         |
| 1999-2000* | 17 | 5  | 1 | 11 | 22 | 1985-86   | 17         | 5         | 3         | 9          | 19         |
| 1998-99    | 15 | 1  | 1 | 13 | 15 | 1984-85   | 15         | 2         | 1         | 12         | 16         |
| 1997-98    | 12 | 2  | 2 | 8  | 12 | 1983-84   | 11         | 3         | 1         | 7          | 13         |
| 1996-97    | 13 | 1  | 1 | 11 | 13 | <b>TOTALS</b>   | <b>428</b> | <b>84</b> | <b>78</b> | <b>222</b> | <b>430</b> |
| 1995-96    | 18 | 1  | 1 | 16 | 18 | *NHL adopted overtime loss starting in the 1999-2000 season; teams earn one point for overtime loss |            |           |           |            |            |
| 1994-95    | 7  | 1  | 1 | 5  | 7  | **NHL adopted shootout starting in the 2005-06 season   |            |           |           |            |            |

## All-Time Overtime Wins

| DATE     | OPPONENT       | SCORE | GOAL SCORER   | TIME | DATE     | OPPONENT       | SCORE | GOAL SCORER  | TIME |
|----------|----------------|-------|---------------|------|----------|----------------|-------|--------------|------|
| 3/7/09   | @ Tampa Bay    | 4-3   | Boyes         | 0:27 | 11/22/99 | Nashville      | 3-2   | Eastwood     | 2:39 |
| 2/19/09  | @ Nashville    | 2-1   | Tkachuk       | 2:52 | 10/30/99 | Detroit        | 5-4   | Demitra      | :56  |
| 11/21/08 | Anaheim        | 3-2   | Stempniak     | 2:39 | 10/21/99 | Edmonton       | 3-2   | Finley       | :19  |
| 11/14/08 | @ Chicago      | 4-3   | McDonald      | 2:15 | 2/1/99   | @ Edmonton     | 4-3   | Turgeon      | :35  |
| 3/28/08  | @ Detroit      | 4-3   | Boyes         | 2:43 | 12/6/97  | Calgary        | 4-3   | Courtnall    | 4:38 |
| 3/17/07  | @Edmonton      | 3-2   | Brewer        | 2:04 | 10/9/97  | Los Angeles    | 3-2   | Hull         | 3:16 |
| 3/1/07   | @ NY Islanders | 3-2   | Stempniak     | :25  | 11/21/96 | Phoenix        | 4-3   | York         | :57  |
| 1/26/07  | Detroit        | 2-1   | Guerin        | 1:09 | 2/22/96  | @ Chicago      | 4-3   | Noonan       | 3:14 |
| 12/23/07 | Buffalo        | 3-2   | Guerin        | 1:35 | 2/2/95   | @ Winnipeg     | 5-4   | Hull         | 3:32 |
| 3/13/06  | Columbus       | 3-2   | Backman       | 3:49 | 3/20/94  | @ Chicago      | 4-3   | Stastny      | :33  |
| 3/10/06  | Minnesota      | 2-1   | Stempniak     | :25  | 1/24/94  | @ Anaheim      | 3-2   | Miller       | 1:10 |
| 2/4/06   | Dallas         | 4-3   | Jackman       | 2:16 | 1/2/94   | Calgary        | 4-3   | Janney       | 3:52 |
| 3/27/04  | Chicago        | 4-3   | Salvador      | 1:50 | 11/6/93  | Edmonton       | 6-5   | Ron Sutter   | :15  |
| 3/9/04   | NY Islanders   | 3-2   | Demitra       | 1:01 | 1/7/93   | Calgary        | 3-2   | Shanahan     | 2:58 |
| 2/19/04  | Tampa Bay      | 4-3   | Weight        | 1:06 | 12/26/92 | @ Chicago      | 3-2   | Baron        | 1:35 |
| 2/14/04  | Pittsburgh     | 3-2   | Boguniecki    | 2:06 | 11/14/91 | Winnipeg       | 2-1   | Norwood      | 2:31 |
| 1/19/04  | @ Florida      | 2-1   | Demitra       | :48  | 10/10/91 | Edmonton       | 3-2   | Hull         | 4:31 |
| 12/16/03 | Columbus       | 2-1   | Tkachuk       | 4:17 | 2/6/91   | @ Buffalo      | 5-4   | Hull         | 4:15 |
| 12/12/03 | @ Columbus     | 3-2   | Weight        | 4:51 | 1/31/91  | Hartford       | 4-3   | Brind'Amour  | :55  |
| 12/9/03  | @ Toronto      | 3-2   | Pronger       | :30  | 1/26/91  | Detroit        | 5-4   | Courtnall    | 2:12 |
| 11/25/03 | Boston         | 4-3   | Weight        | 4:18 | 2/13/90  | @ Minnesota    | 2-1   | Meagher      | 2:49 |
| 11/13/03 | @ San Jose     | 4-3   | Cajane        | 4:45 | 1/4/90   | Philadelphia   | 5-4   | G. Cavallini | 2:44 |
| 11/4/03  | Anaheim        | 2-1   | Tkachuk       | 4:29 | 4/1/89   | Toronto        | 4-3   | G. Cavallini | 4:10 |
| 3/20/03  | Anaheim        | 3-2   | Demitra       | 2:22 | 3/30/89  | Quebec         | 4-3   | Paslawski    | 1:39 |
| 3/4/03   | Nashville      | 2-1   | Papineau      | 1:45 | 3/16/89  | @ Philadelphia | 4-3   | Hull         | 3:21 |
| 1/30/03  | Buffalo        | 2-1   | Tkachuk       | 3:26 | 3/26/88  | Toronto        | 3-2   | Paslawski    | 2:07 |
| 11/21/02 | Los Angeles    | 3-2   | Khavanov      | 1:02 | 11/25/87 | @ Minnesota    | 4-3   | Meagher      | 1:19 |
| 10/26/02 | Calgary        | 4-3   | Boguniecki    | 4:35 | 4/5/87   | @ Detroit      | 3-2   | Ramage       | 3:49 |
| 10/15/02 | Carolina       | 2-1   | Koivisto      | 3:49 | 3/9/87   | Toronto        | 3-2   | Paslawski    | 4:01 |
| 4/13/02  | Detroit        | 3-2   | Pronger       | 3:51 | 2/21/87  | Quebec         | 4-3   | Paslawski    | 1:23 |
| 4/3/02   | @ Dallas       | 2-1   | Demitra       | 2:29 | 11/28/86 | @ Detroit      | 2-1   | Hunter       | 4:10 |
| 1/21/02  | @ Boston       | 4-3   | Salvador      | 2:48 | 3/20/86  | @ Detroit      | 3-2   | Norwood      | 2:49 |
| 1/19/02  | Boston         | 2-1   | Tkachuk       | 3:29 | 3/11/86  | Buffalo        | 3-2   | Bourgeois    | 2:06 |
| 1/20/02  | Pittsburgh     | 2-1   | Demitra       | 3:35 | 11/16/85 | Vancouver      | 6-5   | Mullen       | 2:09 |
| 1/19/01  | @ Minnesota    | 3-2   | Tkachuk       | :46  | 11/12/85 | Toronto        | 4-3   | Mullen       | 2:57 |
| 2/24/01  | Boston         | 3-2   | Turgeon (PPG) | 1:20 | 11/3/85  | @ Winnipeg     | 4-3   | Gilmour      | 3:55 |
| 2/10/01  | @ Colorado     | 4-3   | Corso         | :50  | 4/7/85   | Detroit        | 6-5   | Mullen       | 1:35 |
| 1/25/01  | New Jersey     | 4-3   | Turgeon       | 3:17 | 10/31/84 | Toronto        | 6-5   | Sutter       | 1:08 |
| 11/29/00 | @ Toronto      | 6-5   | Hecht         | :18  | 3/10/84  | New Jersey     | 6-5   | Ramage (PPG) | 3:09 |
| 10/28/00 | Dallas         | 4-3   | MacInnis      | :15  | 1/20/84  | @ New Jersey   | 4-3   | Mullen       | 1:22 |
| 2/1/00   | @ Calgary      | 5-4   | Demitra       | 2:02 | 12/27/83 | @ New Jersey   | 5-4   | Sutter       | 1:25 |
| 12/30/99 | San Jose       | 2-1   | MacInnis      | 3:40 |          |                |       |              |      |

# Team & Individual Results, Records & Stats

## All-Time Shootout Results

### REGULAR SEASON SHOOTOUT WINS

| Date     | Opponent    | Shootout Score | GW Shootout Goal | Date     | Opponent   | Shootout Score | GW Shootout Goal |
|----------|-------------|----------------|------------------|----------|------------|----------------|------------------|
| 3/28/09  | Columbus    | 2-1            | Perron           | 2/20/07  | Columbus   | 2-0            | Stempniak        |
| 1/19/09  | Boston      | 2-0            | Boyes            | 1/9/07   | @ Columbus | 3-2            | Stempniak        |
| 12/27/08 | San Jose    | 2-1            | Winchester       | 11/24/06 | @ Detroit  | 2-0            | Rucinsky         |
| 11/25/08 | Nashville   | 2-0            | Perron           | 11/22/06 | @ Columbus | 1-0            | Guerin           |
| 10/18/08 | Chicago     | 2-1            | Oshie            | 10/12/06 | Boston     | 2-1            | Stempniak        |
| 10/13/08 | Toronto     | 2-1            | Boyes            | 2/12/06  | Edmonton   | 1-0            | Wideman          |
| 3/18/08  | @Montreal   | 1-0            | Boyes            | 2/2/06   | Chicago    | 2-1            | Stempniak        |
| 2/1/08   | Anaheim     | 2-0            | McDonald         | 1/30/06  | Calgary    | 3-2            | Stempniak        |
| 11/17/07 | @ Nashville | 1-0            | Boyes            | 12/23/05 | @ San Jose | 2-1            | CajaneK          |
| 3/24/07  | @ Detroit   | 1-0            | Weight           |          |            |                |                  |

### BLUES ALL-TIME INDIVIDUAL SHOOTOUT STATS

| Player          | Goals | Attempts | Percentage | GW Shootout Goals | Goaltender       | Saves | Attempts | Percentage | W-L  |
|-----------------|-------|----------|------------|-------------------|------------------|-------|----------|------------|------|
| Brad Boyes      | 10    | 21       | 47.6%      | 3                 | Manny Legace     | 40    | 55       | 72.7%      | 10-7 |
| Doug Weight     | 7     | 17       | 41.2%      | 1                 | Curtis Sanford   | 16    | 31       | 51.6%      | 3-7  |
| Lee Stempniak   | 6     | 13       | 46.2%      | 5                 | Chris Mason      | 11    | 18       | 61.1%      | 3-4  |
| Andy McDonald   | 3     | 9        | 33.3%      | 1                 | Jason Bacashihua | 7     | 10       | 70.0%      | 2-1  |
| David Perron    | 3     | 11       | 27.3%      | 2                 | Hannu Toivonen   | 7     | 9        | 77.8%      | 1-2  |
| Jay McClement   | 2     | 4        | 50.0%      | 0                 | Patrick Lalime   | 2     | 5        | 40.0%      | 0-2  |
| Martin Rucinsky | 2     | 7        | 28.6%      | 1                 | Ben Bishop       | 2     | 4        | 50.0%      | 0-1  |
| Keith Tkachuk   | 2     | 10       | 20.0%      | 0                 | Reinhard Divis   | 1     | 3        | 33.3%      | 0-1  |
| Dennis Wideman  | 2     | 7        | 28.6%      | 1                 |                  |       |          |            |      |
| T.J. Oshie      | 2     | 6        | 33.3%      | 2                 |                  |       |          |            |      |
| Petr CajaneK    | 1     | 6        | 16.7%      | 1                 |                  |       |          |            |      |
| Bill Guerin     | 1     | 2        | 50.0%      | 1                 |                  |       |          |            |      |
| Dean McAmmond   | 1     | 6        | 16.7%      | 0                 |                  |       |          |            |      |
| Brad Winchester | 1     | 1        | 100.0%     | 1                 |                  |       |          |            |      |
| Paul Kariya     | 0     | 7        | 0.0%       | 0                 |                  |       |          |            |      |
| Glen Metropolit | 0     | 1        | 0.0%       | 0                 |                  |       |          |            |      |
| Peter Sejna     | 0     | 1        | 0.0%       | 0                 |                  |       |          |            |      |
| Mike Sillinger  | 0     | 4        | 0.0%       | 0                 |                  |       |          |            |      |
| Scott Young     | 0     | 1        | 0.0%       | 0                 |                  |       |          |            |      |
| Patrik Berglund | 0     | 1        | 0.0%       | 0                 |                  |       |          |            |      |
| David Backes    | 0     | 1        | 0.0%       | 0                 |                  |       |          |            |      |

### YEAR BY YEAR SHOOTOUT RECORDS

| SEASON        | SO        | W         | L         |
|---------------|-----------|-----------|-----------|
| 2008-09       | 12        | 6         | 6         |
| 2007-08       | 8         | 3         | 5         |
| 2006-07       | 12        | 6         | 6         |
| 2005-06       | 12        | 4         | 8         |
| <b>TOTALS</b> | <b>44</b> | <b>19</b> | <b>25</b> |

NHL adopts shootouts starting in the 2005-06 season



## All-Time Shootout Results

### BLUES ALL-TIME SHOOTOUT RESULTS

| Date     | Opponent     | W/L | SO Score | Winning SO Scorer | Winning/Losing Goalie |
|----------|--------------|-----|----------|-------------------|-----------------------|
| 3/28/09  | Columbus     | W   | 2-1      | David Perron      | C. Mason/S. Mason     |
| 3/17/09  | @ Edmonton   | L   | 0-1      | Alex Kotalik      | Rolosen/Mason         |
| 2/12/09  | @ Nashville  | L   | 0-1      | Steve Sullivan    | Rinne/Mason           |
| 2/5/09   | Edmonton     | L   | 0-2      | Robert Nilsson    | Rolosen/Mason         |
| 2/2/09   | @ Detroit    | L   | 1-2      | Marian Hossa      | Osgood/Mason          |
| 1/19/09  | @ Boston     | W   | 2-0      | Brad Boyes        | Mason/Thomas          |
| 12/27/08 | San Jose     | W   | 2-1      | Brad Winchester   | Legace/Nabokov        |
| 11/25/08 | @ Nashville  | W   | 2-0      | David Perron      | Mason/Ellis           |
| 11/16/08 | Montreal     | L   | 0-1      | Alex Kovalev      | Price/Legace          |
| 11/6/08  | @ San Jose   | L   | 1-2      | Ryane Clowe       | Nabokov/Bishop        |
| 10/18/08 | Chicago      | W   | 2-1      | T.J. Oshie        | Legace/Khabibulin     |
| 10/13/08 | @ Toronto    | W   | 2-1      | Brad Boyes        | Legace/Toskala        |
| 3/18/08  | @ Montreal   | W   | 1-0      | Brad Boyes        | Legace/Halak          |
| 2/10/08  | Minnesota    | L   | 1-2      | Brent Burns       | Harding/Legace        |
| 2/1/08   | Anaheim      | W   | 2-0      | Andy McDonald     | Legace/Giguere        |
| 1/23/08  | @ Vancouver  | L   | 0-1      | Daniel Sedin      | Luongo/Legace         |
| 1/13/08  | Vancouver    | L   | 0-1      | Alexander Edler   | Luongo/Legace         |
| 12/29/07 | @ Dallas     | L   | 0-1      | Mike Modano       | Smith/Toivonen        |
| 12/11/07 | Edmonton     | L   | 0-1      | Shawn Horcoff     | Garon/Toivonen        |
| 11/17/07 | @ Nashville  | W   | 1-0      | Brad Boyes        | Toivonen/Mason        |
| 3/24/07  | @ Detroit    | W   | 1-0      | Doug Weight       | Bacashihua/Hasek      |
| 3/12/07  | @ Calgary    | L   | 0-2      | Alex Tanguay      | Kiprusoff/Bacashihua  |
| 3/3/07   | @ NY Rangers | L   | 2-3      | Marcel Hossa      | Valiquette/Sanford    |
| 2/20/07  | Columbus     | W   | 2-0      | Lee Stempniak     | Legace/Norrena        |
| 1/15/07  | @ Phoenix    | L   | 1-2      | Ladislav Nagy     | Tellqvist/Legace      |
| 1/9/07   | @ Columbus   | W   | 3-2      | Lee Stempniak     | Legace/Norrena        |
| 12/26/06 | @ Nashville  | L   | 0-1      | Alexander Radulov | Mason/Legace          |
| 12/16/06 | @ Nashville  | L   | 0-1      | Paul Kariya       | Mason/Legace          |
| 11/24/06 | @ Detroit    | W   | 2-0      | Martin Rucinsky   | Legace/Hasek          |
| 11/22/06 | @ Columbus   | W   | 1-0      | Bill Guerin       | Legace/Leclaire       |
| 10/30/06 | Anaheim      | L   | 0-2      | Ryan Getzlaf      | Giguere/Sanford       |
| 10/12/06 | Boston       | W   | 2-1      | Lee Stempniak     | Legace/Thomas         |
| 4/4/06   | @ Minnesota  | L   | 1-2      | Brian Rolston     | Harding/Divis         |
| 3/11/06  | Los Angeles  | L   | 0-1      | Luc Robitaille    | Garon/Lalime          |
| 3/7/06   | Colorado     | L   | 0-1      | Milan Hejduk      | Aebischer/Sanford     |
| 2/12/06  | @ Edmonton   | W   | 1-0      | Dennis Wideman    | Sanford/Morrison      |
| 2/2/06   | Chicago      | W   | 2-1      | Lee Stempniak     | Sanford/Crawford      |
| 1/30/06  | Calgary      | W   | 3-2      | Lee Stempniak     | Sanford/Kiprusoff     |
| 1/25/06  | @ Dallas     | L   | 0-2      | Sergei Zubov      | Turco/Sanford         |
| 1/20/06  | @ Columbus   | L   | 0-1      | Rick Nash         | Denis/Sanford         |
| 1/19/06  | @ Washington | L   | 1-2      | Matt Pettinger    | Kolzig/Sanford        |
| 12/31/05 | Anaheim      | L   | 0-1      | Chris Kunitz      | Giguere/Sanford       |
| 12/23/05 | @ San Jose   | W   | 2-1      | Petr Cajanek      | Bacashihua/Nabokov    |
| 10/20/05 | @ Nashville  | L   | 0-2      | Steve Sullivan    | Vokoun/Lalime         |

### BLUES vs. NHL in SHOOTOUTS

| Team          | SO        | W         | L         |
|---------------|-----------|-----------|-----------|
| Anaheim       | 3         | 1         | 2         |
| Boston        | 2         | 2         | 0         |
| Calgary       | 2         | 1         | 1         |
| Chicago       | 2         | 2         | 0         |
| Colorado      | 1         | 0         | 1         |
| Columbus      | 5         | 4         | 1         |
| Dallas        | 2         | 0         | 2         |
| Detroit       | 3         | 2         | 1         |
| Edmonton      | 4         | 1         | 3         |
| Los Angeles   | 1         | 0         | 1         |
| Minnesota     | 2         | 0         | 2         |
| Montreal      | 2         | 1         | 1         |
| Nashville     | 6         | 2         | 4         |
| NY Rangers    | 1         | 0         | 1         |
| Phoenix       | 1         | 0         | 1         |
| San Jose      | 3         | 2         | 1         |
| Toronto       | 1         | 1         | 0         |
| Vancouver     | 2         | 0         | 2         |
| Washington    | 1         | 0         | 1         |
| <b>TOTALS</b> | <b>44</b> | <b>19</b> | <b>25</b> |

NHL adopts shootouts starting in the 2005-06 season

# Team & Individual Results, Records & Stats

## All-Time Regular-Season Special Teams

| SEASON        | GP           | PENALTY MINUTES |            |           | POWER PLAY    |              |              | PENALTY KILLING |              |              | SHORTHANDED |            |
|---------------|--------------|-----------------|------------|-----------|---------------|--------------|--------------|-----------------|--------------|--------------|-------------|------------|
|               |              | PIM             | BMI        | AVG       | ADV           | PPG          | PCTG         | TSH             | PPGA         | PCTG         | GF          | GA         |
| 2008-09       | 82           | 1226            | 22         | 15.2      | 351           | 72           | 20.5         | 357             | 58           | 83.8         | 10          | 8          |
| 2007-08       | 82           | 1137            | 16         | 14.1      | 334           | 47           | 14.1%        | 359             | 56           | 84.4%        | 3           | 13         |
| 2006-07       | 82           | 1203            | 20         | 14.9      | 381           | 46           | 12.1%        | 414             | 83           | 80.0%        | 7           | 10         |
| 2005-06       | 82           | 1355            | 18         | 16.7      | 512           | 75           | 14.6%        | 461             | 82           | 82.2%        | 6           | 8          |
| 2003-04       | 82           | 1246            | 14         | 15.5      | 341           | 61           | 17.9%        | 369             | 57           | 84.6%        | 11          | 7          |
| 2002-03       | 82           | 1618            | 16         | 19.7      | 391           | 80           | 20.5%        | 389             | 71           | 81.7%        | 11          | 7          |
| 2001-02       | 82           | 1343            | 26         | 16.4      | 356           | 62           | 17.4%        | 379             | 56           | 85.2%        | 5           | 7          |
| 2000-01       | 82           | 1345            | 14         | 16.4      | 385           | 72           | 18.7%        | 389             | 57           | 85.3%        | 15          | 7          |
| 1999-2000     | 82           | 1139            | 22         | 13.9      | 342           | 61           | 17.8%        | 345             | 42           | 87.8%        | 13          | 3          |
| 1998-99       | 82           | 1308            | 6          | 16        | 301           | 61           | 20.3%        | 387             | 47           | 87.9%        | 7           | 4          |
| 1997-98       | 82           | 1414            | 8          | 17.2      | 368           | 62           | 16.8%        | 367             | 49           | 86.6%        | 12          | 4          |
| 1996-97       | 82           | 1336            | 24         | 16.3      | 327           | 50           | 15.3%        | 332             | 55           | 83.4%        | 9           | 8          |
| 1995-96       | 82           | 1823            | 26         | 22.2      | 448           | 74           | 16.5%        | 482             | 82           | 83.0%        | 11          | 8          |
| 1994-95       | 48           | 1077            | 16         | 22.4      | 220           | 36           | 16.4%        | 233             | 46           | 80.3%        | 7           | 2          |
| 1993-94       | 84           | 1659            | 20         | 19.8      | 420           | 86           | 20.5%        | 388             | 73           | 81.2%        | 17          | 14         |
| 1992-93       | 84           | 1889            | 30         | 22.5      | 425           | 93           | 21.9%        | 429             | 70           | 83.7%        | 14          | 15         |
| 1991-92       | 80           | 2041            | 12         | 25.5      | 359           | 69           | 19.2%        | 389             | 64           | 83.5%        | 16          | 12         |
| 1990-91       | 80           | 1987            | 20         | 24.8      | 348           | 70           | 20.1%        | 339             | 55           | 83.8%        | 10          | 18         |
| 1989-90       | 80           | 1809            | 12         | 22.6      | 351           | 79           | 22.5%        | 351             | 67           | 80.9%        | 9           | 12         |
| 1988-89       | 80           | 1675            | 14         | 20.9      | 370           | 74           | 20.0%        | 356             | 83           | 76.7%        | 5           | 12         |
| 1987-88       | 80           | 1919            | 22         | 24        | 413           | 82           | 19.9%        | 402             | 83           | 79.4%        | 13          | 5          |
| 1986-87       | 80           | 1572            | 6          | 19.7      | 324           | 79           | 24.4%        | 303             | 58           | 80.9%        | 6           | 11         |
| 1985-86       | 80           | 1478            | 10         | 18.5      | 362           | 78           | 21.5%        | 324             | 74           | 77.2%        | 9           | 14         |
| 1984-85       | 80           | 1303            | 14         | 16.3      | 300           | 66           | 22.0%        | 306             | 73           | 76.1%        | 7           | 9          |
| 1983-84       | 80           | 1612            | 20         | 20.2      | 347           | 79           | 22.8%        | 363             | 91           | 74.9%        | 4           | 16         |
| 1982-83       | 80           | 1281            | 12         | 16        | 316           | 68           | 21.5%        | 336             | 63           | 81.3%        | 9           | 12         |
| 1981-82       | 80           | 1579            | 8          | 19.7      | 344           | 76           | 22.1%        | 357             | 83           | 76.8%        | 10          | 13         |
| 1980-81       | 80           | 1657            | 34         | 20.7      | 359           | 85           | 23.7%        | 338             | 61           | 82.0%        | 16          | 12         |
| 1979-80       | 80           | 1037            | 14         | 13        | 289           | 53           | 18.3%        | 263             | 40           | 84.8%        | 5           | 4          |
| 1978-79       | 80           | 1055            | 10         | 13.2      | 281           | 48           | 17.1%        | 244             | 63           | 74.2%        | 3           | 8          |
| 1977-78       | 80           | 845             | 10         | 10.6      | 264           | 44           | 16.7%        | 194             | 52           | 73.2%        | 2           | 3          |
| 1976-77       | 80           | 877             | 10         | 11        | 249           | 47           | 18.9%        | 259             | 47           | 81.9%        | 4           | 7          |
| 1975-76       | 80           | 1274            | 16         | 15.9      | 298           | 55           | 18.5%        | 376             | 98           | 73.9%        | 21          | 3          |
| 1974-75       | 80           | 1275            | 14         | 15.9      | 286           | 50           | 17.5%        | 328             | 77           | 76.5%        | 6           | 5          |
| 1973-74       | 78           | 1147            | 10         | 14.7      | 275           | 39           | 14.2%        | 313             | 56           | 82.1%        | 4           | 9          |
| 1972-73       | 78           | 1195            | 4          | 15.3      | 251           | 37           | 14.7%        | 272             | 51           | 81.3%        | 6           | 1          |
| 1971-72       | 78           | 1138            | 12         | 14.7      | 270           | 38           | 14.1%        | 280             | 65           | 76.8%        | 13          | 11         |
| 1970-71       | 78           | 1068            | 24         | 14        | 312           | 56           | 17.9%        | 285             | 49           | 82.8%        | 9           | 8          |
| 1969-70       | 76           | 862             | 14         | 11.5      | 287           | 72           | 25.1%        | 265             | 41           | 84.5%        | 5           | 9          |
| 1968-69       | 76           | 838             | 0          | 11        | 250           | 38           | 15.2%        | 242             | 45           | 81.4%        | 4           | 6          |
| 1967-68       | 74           | 792             | 0          | 10.7      | 223           | 38           | 17.0%        | 245             | 39           | 84.1%        | 10          | 7          |
| <b>Totals</b> | <b>3,260</b> | <b>55,434</b>   | <b>620</b> | <b>17</b> | <b>13,630</b> | <b>2,558</b> | <b>18.8%</b> | <b>13,810</b>   | <b>2,562</b> | <b>81.4%</b> | <b>364</b>  | <b>352</b> |

## Career Regular-Season Hat Tricks

| SEASON    | PLAYER           | DATE  | #           | OPPONENT       | SEASON  | PLAYER            | DATE  | #      | OPPONENT       |
|-----------|------------------|-------|-------------|----------------|---------|-------------------|-------|--------|----------------|
| 2008-09   | David Backes     | 4/2   | 1 (4g)      | @ Detroit      | 1985-86 | Doug Gilmour      | 2/23  | 1      | @ Hartford     |
|           | B.J. Crombeen    | 12/8  | 1           | Nashville      |         | Mark Hunter       | 2/23  | 2      | @ Hartford     |
| 2007-08   | Paul Kariya      | 12/29 | 1           | @ Dallas       |         | Greg Paslawski    | 12/26 | 2      | Chicago        |
| 2006-07   | Bill Guerin      | 2/13  | 1           | San Jose       |         | Greg Paslawski    | 12/10 | 1      | Edmonton       |
| 2005-06   | NONE             |       |             |                |         | Mark Hunter       | 11/26 | 1      | Toronto        |
| 2003-04   | Doug Weight      | 10/29 | 1           | @ Detroit      | 1984-85 | Doug Wickenheiser | 3/10  | 1      | Detroit        |
| 2002-03   | Scott Mellanby   | 3/6   | 1 (4 ppg's) | Phoenix        |         | Jorgen Pettersson | 2/14  | 5      | Toronto        |
|           | Pavol Demitra    | 11/29 | 3           | Calgary        |         | Brian Sutter      | 1/18  | 7      | @ Winnipeg     |
| 2001-02   | Cory Stillman    | 1/5   | 1           | Dallas         |         | Alain Lemieux     | 11/27 | 1      | @ Vancouver    |
| 2000-01   | Michal Handzus   | 12/23 | 1           | Anaheim        |         | Mark Reedies      | 11/20 | 1      | @ Vancouver    |
|           | Pavol Demitra    | 12/20 | 2           | @ NY Rangers   |         | Joe Mullen        | 11/16 | 2      | Quebec         |
|           | Pierre Turgeon   | 12/15 | 3           | @ Atlanta      |         | Jorgen Pettersson | 11/8  | 4      | @ Pittsburgh   |
| 1999-2000 | Stephane Richer  | 2/25  | 1           | Colorado       |         | Dave Barr         | 10/20 | 1      | New Jersey     |
|           | Pavol Demitra    | 2/12  | 1           | Anaheim        |         | Kevin LaVallee    | 10/20 | 1      | New Jersey     |
|           | Mike Eastwood    | 12/21 | 1           | @ Phoenix      | 1983-84 | Bernie Federko    | 3/24  | 9      | @ Edmonton     |
|           | Pierre Turgeon   | 12/2  | 2           | Nashville      |         | Joe Mullen        | 3/20  | 1      | Winnipeg       |
| 1998-99   | Craig Conroy     | 2/26  | 1           | @ Calgary      |         | Bernie Federko    | 2/1   | 8      | @ Minnesota    |
|           | Pierre Turgeon   | 11/10 | 1           | Chicago        |         | Wayne Babych      | 12/6  | 3      | Buffalo        |
|           | Al MacInnis      | 10/12 | 2           | @ NY Rangers   |         | Bernie Federko    | 11/29 | 7      | NY Islanders   |
| 1997-98   | Geoff Courtnall  | 3/22  | 2           | @ Calgary      | 1982-83 | Perry Turnbull    | 1/22  | 2      | Calgary        |
|           | Brett Hull       | 10/9  | 27          | Los Angeles    |         | Brian Sutter      | 11/16 | 6      | New Jersey     |
| 1996-97   | Brett Hull       | 2/6   | 26          | Dallas         |         | Brian Sutter      | 10/30 | 5      | Washington     |
|           | Brett Hull       | 12/22 | 25          | Los Angeles    | 1981-82 | Bernie Federko    | 3/26  | 6      | @ Winnipeg     |
|           | Al MacInnis      | 12/11 | 1           | @ Dallas       |         | Bernie Federko    | 2/27  | 5      | Detroit        |
| 1995-96   | Brett Hull       | 3/15  | 24          | @ San Jose     |         | Blake Dunlop      | 2/2   | 1      | @ NY Rangers   |
|           | Geoff Courtnall  | 11/11 | 1           | @ NY Islanders |         | Brian Sutter      | 1/9   | 4      | Washington     |
|           | Brett Hull       | 10/10 | 23 (4g)     | Edmonton       | 1980-81 | Jorgen Pettersson | 2/8   | 3      | Washington     |
| 1994-95   | Brett Hull       | 4/16  | 22 (4g)     | Detroit        |         | Jorgen Pettersson | 2/7   | 2      | Vancouver      |
|           | Brett Hull       | 2/4   | 21          | Dallas         |         | Perry Turnbull    | 2/5   | 1 (4g) | Toronto        |
| 1993-94   | Brendan Shanahan | 4/12  | 5           | @ Dallas       |         | Wayne Babych      | 12/30 | 2      | Toronto        |
|           | Brett Hull       | 3/25  | 20          | Dallas         |         | Brian Sutter      | 12/6  | 3      | Winnipeg       |
|           | Steve Duchesne   | 3/7   | 1           | @ Toronto      |         | Tony Currie       | 11/22 | 1      | Detroit        |
|           | Brendan Shanahan | 2/26  | 4           | @ Ottawa       |         | Larry Patey       | 11/2  | 1      | @ Chicago      |
|           | Brett Hull       | 2/1   | 19          | Toronto        |         | Jorgen Pettersson | 10/28 | 1      | NY Rangers     |
|           | Brendan Shanahan | 12/26 | 3           | Chicago        | 1979-80 | Bernie Federko    | 2/9   | 4      | Buffalo        |
|           | Brett Hull       | 12/19 | 18          | @ Edmonton     |         | Wayne Babych      | 10/23 | 1      | Boston         |
|           | Kevin Miller     | 10/21 | 2           | San Jose       | 1978-79 | Brian Sutter      | 2/21  | 2      | @ NY Rangers   |
|           | Brendan Shanahan | 10/7  | 2           | Florida        |         | Brian Sutter      | 10/13 | 1      | @ Vancouver    |
| 1992-93   | Craig Janney     | 4/4   | 2           | @ Chicago      | 1977-78 | Red Berenson      | 2/28  | 5      | Minnesota      |
|           | Brendan Shanahan | 12/17 | 1           | NY Rangers     |         | Garry Unger       | 11/1  | 7      | Los Angeles    |
|           | Kevin Miller     | 12/1  | 1           | Hartford       | 1976-77 | Bernie Federko    | 4/2   | 3      | Cleveland      |
|           | Vitali Prokhorov | 10/31 | 1           | Philadelphia   |         | Bernie Federko    | 2/19  | 2      | Washington     |
| 1991-92   | Brett Hull       | 3/2   | 17          | @ Vancouver    |         | Claude Larose     | 2/15  | 2      | Chicago        |
|           | Brett Hull       | 2/27  | 16          | Washington     |         | Claude Larose     | 2/8   | 1      | Pittsburgh     |
|           | Craig Janney     | 2/15  | 1           | Calgary        |         | Bernie Federko    | 2/5   | 1      | Buffalo        |
|           | Brett Hull       | 1/16  | 15          | Montreal       | 1975-76 | Red Berenson      | 3/27  | 4      | Minnesota      |
|           | Brett Hull       | 1/8   | 14          | @ NY Rangers   |         | Ted Irvine        | 2/1   | 1      | @ Pittsburgh   |
|           | Brett Hull       | 12/13 | 13          | NY Islanders   |         | Chuck Leffley     | 1/17  | 1      | Boston         |
|           | Brett Hull       | 12/10 | 12          | @ NY Islanders |         | Garry Unger       | 11/26 | 6      | Kansas City    |
|           | Brett Hull       | 11/30 | 11          | Detroit        | 1974-75 | Pierre Plante     | 3/14  | 3      | Kansas City    |
|           | Brett Hull       | 11/9  | 10          | Hartford       |         | Pierre Plante     | 12/17 | 2      | NY Islanders   |
| 1990-91   | Brett Hull       | 3/7   | 9           | @ Boston       |         | Pierre Plante     | 11/2  | 1      | Atlanta        |
|           | Brett Hull       | 2/23  | 8           | Boston         |         | Lawrence Sacharuk | 10/12 | 1      | @ Vancouver    |
|           | Brett Hull       | 10/25 | 7           | Toronto        | 1973-74 | Garry Unger       | 1/30  | 5      | California     |
|           | Brett Hull       | 10/24 | 6           | @ Toronto      |         | Garry Unger       | 12/11 | 4      | Toronto        |
| 1989-90   | Paul MacLean     | 3/24  | 1           | @ Los Angeles  |         | Garry Unger       | 11/13 | 3      | Vancouver      |
|           | Brett Hull       | 2/25  | 5           | @ Montreal     | 1972-73 | NONE              |       |        |                |
|           | Brett Hull       | 2/15  | 4           | Quebec         | 1971-72 | Mike Murphy       | 3/25  | 1      | Detroit        |
|           | Gino Cavallini   | 2/10  | 1           | New Jersey     |         | Jack Egers        | 2/5   | 1      | NY Rangers     |
|           | Brett Hull       | 1/14  | 3           | @ Winnipeg     |         | Garry Unger       | 10/30 | 2      | Philadelphia   |
|           | Brett Hull       | 12/20 | 2           | @ Chicago      | 1970-71 | Garry Unger       | 3/13  | 1      | Buffalo        |
|           | Brett Hull       | 10/18 | 1           | @ Pittsburgh   | 1969-70 | Gary Sabourin     | 3/11  | 1      | @ Minnesota    |
| 1988-89   | Bernie Federko   | 2/27  | 11          | @ Toronto      |         | Ab McDonald       | 11/19 | 1      | @ Pittsburgh   |
|           | Tony McKegney    | 10/14 | 2           | @ Detroit      |         | Red Berenson      | 11/1  | 3      | Philadelphia   |
| 1987-88   | Bernie Federko   | 3/13  | 10          | @ Los Angeles  | 1968-69 | Red Berenson      | 11/7  | 1-2    | @ Philadelphia |
|           | Doug Gilmour     | 1/28  | 2           | Minnesota      |         | Camille Henry     | 11/3  | 1      | @ Detroit      |
|           | Tony McKegney    | 1/23  | 1           | @ Quebec       | 1967-68 | NONE              |       |        |                |
| 1986-87   | Mark Hunter      | 2/21  | 3           | Quebec         |         |                   |       |        |                |
|           | Cliff Ronning    | 1/12  | 1           | @ Minnesota    |         |                   |       |        |                |
|           | Rick Meagher     | 12/26 | 1           | @ Chicago      |         |                   |       |        |                |

# = Indicates number of hat tricks with St. Louis

# Team & Individual Results, Records & Stats

## All-Time Regular-Season Penalty Shots

| Penalty Shots For<br>SEASON | DATE    | PLAYER           | GOALTENDER         | TEAM             | RESULT       |
|-----------------------------|---------|------------------|--------------------|------------------|--------------|
| 2007-08                     | Dec. 9  | Jay McClement    | Jose Theodore      | @ Colorado       | successful   |
|                             | Oct. 30 | Lee Stempniak    | Mikael Tellqvist   | Phoenix          | unsuccessful |
| 2005-06                     | Mar. 11 | Keith Tkachuk    | Mathieu Garon      | Los Angeles      | unsuccessful |
|                             | Jan. 19 | Mike Sillinger   | Olaf Kolzig        | @ Washington     | unsuccessful |
|                             | Dec. 16 | Doug Weight      | Nikolai Khabibulin | @ Chicago        | unsuccessful |
|                             | Oct. 11 | Jay McClement    | Nikolai Khabibulin | Chicago          | successful   |
| 2003-04                     | Feb. 28 | Pavol Demitra    | Johan Hedberg      | @ Vancouver      | unsuccessful |
|                             | Dec. 16 | Pavol Demitra    | Marc Denis         | Columbus         | unsuccessful |
|                             | Nov. 22 | Keith Tkachuk    | Marty Turco        | Dallas           | unsuccessful |
|                             | Nov. 6  | Eric Nickulas    | Dan Cloutier       | Vancouver        | unsuccessful |
| 2002-03                     | Oct. 30 | Cory Stillman    | Mike Dunham        | vs. Nashville    | unsuccessful |
| 2001-02                     | Apr. 9  | Keith Tkachuk    | Jan Lasek          | vs. Nashville    | unsuccessful |
|                             | Jan. 8  | Sergei Varlamov  | Evgeni Nabokov     | @ San Jose       | unsuccessful |
| 2000-01                     | Feb. 26 | Marty Reasoner   | Evgeni Nabokov     | vs. San Jose     | successful   |
| 1999-2000                   | Dec. 30 | Pierre Turgeon   | Steve Shields      | vs. San Jose     | unsuccessful |
|                             | Nov. 18 | Terry Yake       | Sean Burke         | vs. Florida      | unsuccessful |
| 1998-99                     | Jan. 26 | Terry Yake       | Steve Shields      | @ San Jose       | unsuccessful |
|                             | Oct. 29 | Geoff Courttnall | Chris Osgood       | vs. Detroit      | successful   |
| 1997-98                     | Mar. 22 | Darren Turcotte  | Rick Tabaracci     | @ Calgary        | unsuccessful |
| 1996-97                     | Dec. 13 | Geoff Courttnall | Jeff Hackett       | vs. Chicago      | successful   |
| 1995-96                     | Jan. 4  | Brett Hull       | Jeff Hackett       | @ Chicago        | unsuccessful |
| 1994-95                     | Mar. 26 | Brett Hull       | Bill Ranford       | vs. Edmonton     | unsuccessful |
| 1993-94                     | Dec. 17 | Kevin Miller     | Mike Vernon        | @ Calgary        | unsuccessful |
|                             | Nov. 3  | Phillippe Bozon  | Bob Essensa        | @ Winnipeg       | unsuccessful |
| 1992-93                     | Apr. 3  | Phillippe Bozon  | Ed Belfour         | vs. Chicago      | successful   |
|                             | Mar. 20 | Craig Jannet     | Robb Stauber       | @ Los Angeles    | unsuccessful |
|                             | Dec. 31 | Brett Hull       | Glenn Healy        | vs. NY Islanders | unsuccessful |
|                             | Dec. 27 | Brendan Shanahan | Grant Fuhr         | vs. Toronto      | unsuccessful |
| 1990-91                     | Nov. 23 | Rich Sutter      | Tim Cheveldae      | @ Detroit        | unsuccessful |
| 1988-89                     | Feb. 14 | Greg Paslawski   | Clint Malarchuk    | vs. Washington   | unsuccessful |
|                             | Feb. 5  | Steve Tuttle     | Alain Chevrier     | @ Chicago        | unsuccessful |
|                             | Jan. 31 | Doug Evans       | Daniel Berthiaume  | vs. Winnipeg     | successful   |
| 1986-87                     | Mar. 1  | Doug Gilmour     | Gilles Meloche     | @ Pittsburgh     | unsuccessful |
|                             | Dec. 7  | Rick Meagher     | Ken Wregget        | vs. Toronto      | successful   |
| 1984-85                     | Feb. 16 | Joe Mullen       | Roland Melanson    | vs. Minnesota    | successful   |
|                             | Feb. 3  | Rob Ramage       | Murray Bannerman   | @ Chicago        | unsuccessful |
| 1983-84                     | Dec. 10 | Alain Lemieux    | Greg Stefan        | vs. Detroit      | successful   |
| 1982-83                     | Mar. 2  | Alain Lemieux    | Gilles Meloche     | @ Minnesota      | unsuccessful |
|                             | Oct. 23 | Perry Turnbull   | Murray Bannerman   | vs. Chicago      | unsuccessful |
| 1980-81                     | Mar. 14 | Bernie Federko   | Larry Lozinski     | vs. Detroit      | successful   |
| 1978-79                     | Dec. 17 | Bernie Federko   | Tony Esposito      | vs. Chicago      | unsuccessful |
| 1973-74                     | Apr. 6  | Greg Polis       | Mike Veisor        | vs. Chicago      | successful   |
| 1970-71                     | Dec. 26 | Red Berenson     | Cesare Maniago     | vs. Minnesota    | successful   |
| 1969-70                     | Dec. 6  | Andre Boudrias   | Roger Crozier      | vs. Detroit      | unsuccessful |

| Penalty Shots Against<br>SEASON | DATE    | PLAYER             | GOALTENDER      | TEAM            | RESULT       |
|---------------------------------|---------|--------------------|-----------------|-----------------|--------------|
| 2007-08                         | Mar. 14 | Patrick Marleau    | Hannu Toivonen  | @ San Jose      | successful   |
|                                 | Dec. 28 | Christian Ehrhoff  | Manny Legace    | San Jose        | unsuccessful |
| 2005-06                         | Jan. 13 | Marian Hossa       | Curtis Sanford  | @ Atlanta       | unsuccessful |
|                                 | Nov. 4  | Ryan Smyth         | Patrick Lalime  | Edmonton        | successful   |
|                                 | Oct. 8  | Patrick Marleau    | Patrick Lalime  | San Jose        | successful   |
| 2003-04                         | Apr. 4  | Marian Gaborik     | Reinhard Divis  | Minnesota       | unsuccessful |
|                                 | Mar. 4  | Ryan Smyth         | Chris Osgood    | Edmonton        | unsuccessful |
|                                 | Feb. 2  | Wes Walz           | Reinhard Divis  | Minnesota       | successful   |
|                                 | Jan. 23 | Mike Modano        | Chris Osgood    | Dallas          | unsuccessful |
| 2001-02                         | Mar. 26 | Antti Laaksonen    | Brent Johnson   | vs. Minnesota   | successful   |
|                                 | Oct. 6  | Vladimir Orszagh   | Fred Brathwaite | @ Nashville     | unsuccessful |
| 1999-2000                       | Jan. 19 | Martin Straka      | Roman Turek     | @ Pittsburgh    | successful   |
|                                 | Jan. 11 | Alexander Korolyuk | Roman Turek     | @ San Jose      | successful   |
|                                 | Dec. 30 | Jeff Friesen       | Roman Turek     | vs. San Jose    | unsuccessful |
| 1996-97                         | Dec. 6  | Peter Forsberg     | Grant Fuhr      | @ Colorado      | unsuccessful |
| 1995-96                         | Oct. 22 | Dave Hannan        | Grant Fuhr      | @ Buffalo       | unsuccessful |
| 1993-94                         | Apr. 7  | Mike Donnelly      | Curtis Joseph   | vs. Los Angeles | unsuccessful |
| 1992-93                         | Dec. 19 | Phil Housley       | Curtis Joseph   | vs. Winnipeg    | unsuccessful |
| 1991-92                         | Apr. 16 | Todd Elik          | Curtis Joseph   | vs. Minnesota   | unsuccessful |
|                                 | Jan. 25 | Greg Adams         | Curtis Joseph   | vs. Vancouver   | unsuccessful |
| 1990-91                         | Feb. 26 | Michel Goulet      | Pat Jablonski   | vs. Chicago     | unsuccessful |
|                                 | Jan. 25 | Brent Fedyk        | Vince Riendeau  | @ Detroit       | unsuccessful |
| 1988-89                         | Apr. 8  | Neal Broten        | Greg Millen     | @ Minnesota     | successful   |
| 1987-88                         | Mar. 24 | Aaron Broten       | Greg Millen     | vs. New Jersey  | successful   |
| 1986-87                         | Mar. 21 | Kirk Muller        | Greg Millen     | vs. New Jersey  | successful   |
| 1984-85                         | Feb. 7  | Dwight Foster      | Rick Wamsley    | @ Detroit       | successful   |
| 1983-84                         | Dec. 17 | Steve Shutt        | Mike Liut       | @ Montreal      | unsuccessful |
| 1982-83                         | Jan. 4  | Denis Savard       | Mike Liut       | vs. Chicago     | successful   |
| 1980-81                         | Jan. 14 | Gregg Sheppard     | Ed Staniowski   | @ Pittsburgh    | unsuccessful |
|                                 | Oct. 28 | Ron Greschner      | Mike Liut       | vs. NY Rangers  | successful   |
| 1979-80                         | Dec. 18 | Mario Tremblay     | Mike Liut       | vs. Montreal    | unsuccessful |
| 1976-77                         | Oct. 24 | Cliff Korol        | Eddie Johnston  | @ Chicago       | successful   |
| 1970-71                         | Feb. 24 | Greg Polis         | Ernie Wakely    | @ Pittsburgh    | unsuccessful |
| 1967-68                         | Jan. 31 | George Konik       | Glenn Hall      | vs. Pittsburgh  | successful   |



## All-Time Regular-Season Shutouts

| SHUTOUTS FOR |       |               |          |                |         |              |                |            |            |
|--------------|-------|---------------|----------|----------------|---------|--------------|----------------|------------|------------|
| SEASON       | DATE  | OPPONENT      | SCORE    | GOALTENDER     |         |              |                |            |            |
| 2008-09      | 4/12  | @ Colorado    | 1-0      | Mason          | 1/4     | Vancouver    | 4-0            | McLennan   |            |
|              | 3/24  | Los Angeles   | 2-0      | Mason          | 12/14   | @ Colorado   | 0-0            | Fuhr       |            |
|              | 2/13  | Chicago       | 1-0      | Mason          | 11/24   | Nashville    | 4-0            | McLennan   |            |
|              | 1/31  | Philadelphia  | 4-0      | Mason          | 3/9     | @ Vancouver  | 4-0            | McLennan   |            |
|              | 1/21  | @ Chicago     | 2-0      | Mason          | 3/5     | Montreal     | 4-0            | McLennan   |            |
| 2007-08      | 11/25 | @ Nashville   | 1-0      | Mason          | 1/29    | Toronto      | 2-0            | Fuhr       |            |
|              | 10/25 | Florida       | 4-0      | Bishop/Schwarz | 11/1    | San Jose     | 2-0            | Fuhr       |            |
|              | 4/5   | Columbus      | 3-0      | Legace         | 10/17   | @ Chicago    | 2-0            | Fuhr       |            |
|              | 2/1   | Anaheim       | 1-0      | Legace         | 4/9     | @ Chicago    | 1-0            | Fuhr       |            |
|              | 1/5   | Carolina      | 1-0      | Legace         | 1/29    | @ Toronto    | 4-0            | Fuhr       |            |
| 2006-07      | 12/31 | @ Detroit     | 2-0      | Legace         | 11/16   | Calgary      | 2-0            | Fuhr       |            |
|              | 11/25 | Calgary       | 3-0      | Legace         | 1995-96 | 3/5          | Florida        | 2-0        | Fuhr       |
|              | 2/16  | Nashville     | 1-0      | Legace         | 2/18    | Winnipeg     | 3-0            | Fuhr       |            |
|              | 2/8   | Detroit       | 1-0      | Legace/Sanford | 1/31    | Toronto      | 4-0            | Fuhr       |            |
|              | 2/3   | Dallas        | 2-0      | Legace         | 1994-95 | 2/20         | Edmonton       | 4-0        | Joseph     |
| 2005-06      | 1/20  | @ San Jose    | 1-0      | Legace         | 1993-94 | 11/3         | @ Winnipeg     | 3-0        | Joseph     |
|              | 1/4   | Chicago       | 2-0      | Legace         | 1992-93 | 2/25         | Los Angeles    | 3-0        | Joseph     |
|              | 12/30 | Colorado      | 2-0      | Legace         | 1/11    | @ Detroit    | 1-0            | Hebert     |            |
|              | 1/23  | Vancouver     | 4-0      | Sanford        | 1991-92 | 2/13         | Boston         | 4-0        | Joseph     |
|              | 12/13 | Pittsburgh    | 3-0      | Sanford        | 12/19   | San Jose     | 4-0            | Joseph     |            |
| 2003-04      | 11/16 | @ Columbus    | 2-0      | Sanford        | 3/28    | NY Islanders | 3-0            | Riendeau   |            |
|              | 3/30  | Edmonton      | 1-0      | Osgood         | 12/22   | Chicago      | 5-0            | Riendeau   |            |
|              | 11/8  | Florida       | 2-0      | Osgood         | 10/27   | Montreal     | 3-0            | Riendeau   |            |
|              | 10/28 | Nashville     | 1-0      | Johnson        | 1989-90 | 2/10         | New Jersey     | 7-0        | Riendeau   |
|              | 3/26  | @ Minnesota   | 1-0      | Osgood         | 10/28   | Washington   | 1-0            | Millen     |            |
| 2002-03      | 3/15  | @ Nashville   | 1-0      | Osgood         | 2/11    | NY Islanders | 5-0            | Millen     |            |
|              | 3/1   | Minnesota     | 2-0      | Sanford        | 12/17   | Chicago      | 4-0            | Millen     |            |
|              | 12/23 | Los Angeles   | 5-0      | Johnson        | 12/6    | Minnesota    | 3-0            | Millen     |            |
|              | 12/14 | Atlanta       | 4-0      | Johnson        | 12/3    | Toronto      | 3-0            | Millen     |            |
|              | 12/3  | @ Boston      | 4-0      | Brathwaite     | 12/1    | NY Islanders | 8-0            | Millen     |            |
| 2001-02      | 11/16 | @ Calgary     | 1-0      | Barrasso       | 10/20   | Chicago      | 2-0            | Millen     |            |
|              | 10/30 | Nashville     | 7-0      | Brathwaite     | 1987-88 | 2/3          | @ Minnesota    | 2-0        | Millen     |
|              | 3/13  | @ San Jose    | 2-0      | Johnson        | 12/17   | @ Hartford   | 2-0            | Wamsley    |            |
|              | 2/12  | Atlanta       | 2-0      | Johnson        | 10/24   | Boston       | 4-0            | Wamsley    |            |
|              | 12/28 | Montreal      | 3-0      | Brathwaite     | 1985-86 | 3/25         | @ NY Islanders | 2-0        | Millen     |
| 2000-01      | 12/22 | @ Florida     | 2-0      | Johnson        | 2/18    | Detroit      | 5-0            | Wamsley    |            |
|              | 12/15 | Calgary       | 4-0      | Johnson        | 1984-85 | 2/6          | Vancouver      | 4-0        | Liut       |
|              | 12/8  | Los Angeles   | 2-0      | Brathwaite     | 1983-84 | 3/13         | Hartford       | 2-0        | Liut       |
|              | 10/31 | @ Colorado    | 1-0      | Johnson        | 1/10    | Vancouver    | 2-0            | Liut       |            |
|              | 4/7   | Nashville     | 1-0      | Turek          | 12/31   | Pittsburgh   | 2-0            | Liut       |            |
| 1999-2000    | 3/14  | @ Minnesota   | 1-0 (OT) | Johnson        | 1982-83 | 3/8          | NY Islanders   | 6-0        | Heinz      |
|              | 1/20  | Vancouver     | 3-0      | Turek          | 10/16   | Detroit      | 6-0            | Liut       |            |
|              | 12/26 | Columbus      | 5-0      | Johnson        | 12/19   | Vancouver    | 5-0            | Liut       |            |
|              | 12/5  | Anaheim       | 1-0      | Turek          | 11/10   | @ Calgary    | 7-0            | Liut       |            |
|              | 11/24 | @ Nashville   | 4-0      | Turek          | 1980-81 | 3/8          | @ Colorado     | 7-0        | Liut       |
| 1998-99      | 11/4  | Toronto       | 0-0      | Turek          | 1979-80 | 4/5          | Winnipeg       | 6-0        | Liut       |
|              | 11/2  | Washington    | 2-0      | Johnson        | 12/29   | Hartford     | 3-0            | Liut       |            |
|              | 10/21 | Chicago       | 1-0      | Turek          | 11/25   | Detroit      | 4-0            | Myre       |            |
|              | 10/13 | Minnesota     | 2-0      | Johnson        | 1977-78 | 1/7          | Chicago        | 0-0        | Myre       |
|              | 4/1   | Detroit       | 0-0      | Turek          | 1976-77 | 2/21         | @ Vancouver    | 4-0        | Johnston   |
| 1997-98      | 3/7   | Phoenix       | 4-0      | Turek          | 1/15    | Detroit      | 4-0            | Grant      |            |
|              | 3/17  | @ Los Angeles | 4-0      | Turek          | 1975-76 | 2/13         | @ Washington   | 2-0        | Johnston   |
|              | 1/21  | @ Chicago     | 3-0      | Turek          | 1974-75 | 3/11         | Atlanta        | 5-0        | Belanger   |
|              | 12/21 | @ Phoenix     | 6-0      | Turek          | 2/7     | Kansas City  | 5-0            | Johnston   |            |
|              | 12/18 | Boston        | 4-0      | Turek          | 11/2    | Atlanta      | 9-0            | Johnston   |            |
| 1996-97      | 11/29 | Colorado      | 4-0      | McLennan       | 1973-74 | 11/17        | NY Islanders   | 4-0        | Stephenson |
|              | 11/26 | @ Buffalo     | 2-0      | McLennan       | 11/10   | @ Montreal   | 5-0            | Stephenson |            |
|              | 11/18 | Florida       | 3-0      | Turek          | 1972-73 | 3/13         | Buffalo        | 2-0        | Caron      |
|              | 2/18  | Florida       | 0-0      | McLennan       | 11/11   | Toronto      | 1-0            | Stephenson |            |
|              | 1/26  | @ San Jose    | 3-0      | Parent         | 1971-72 | 2/23         | @ Los Angeles  | 2-0        | Caron      |
| 1995-96      | 1/26  | @ San Jose    | 3-0      | Parent         | 1/22    | Pittsburgh   | 1-0            | Wakely     |            |
|              | 1/22  | Pittsburgh    | 1-0      | Parent         | 3/13    | @ Buffalo    | 9-0            | Hall       |            |
|              | 1/12  | Atlanta       | 9-0      | Johnston       | 12/5    | @ Detroit    | 3-0            | Wakely     |            |
|              | 11/17 | NY Islanders  | 4-0      | Stephenson     | 11/26   | Toronto      | 1-0            | Wakely     |            |
|              | 11/10 | @ Montreal    | 5-0      | Stephenson     |         |              |                |            |            |

# Team & Individual Results, Records & Stats

## All-Time Regular-Season Shutouts

| 1969-70                 | 11/19 | @ Pittsburgh   | 1-0   | Wakely      | 2/12         | Colorado       | 0-4        | Aebischer     |                  |
|-------------------------|-------|----------------|-------|-------------|--------------|----------------|------------|---------------|------------------|
|                         | 11/5  | @ Boston       | 2-0   | Hall/Wakely | 2/2          | @ Minnesota    | 0-4        | Rolosen       |                  |
|                         | 10/31 | Los Angeles    | 3-0   | Hall        | 1/23         | @ Dallas       | 0-2        | Turco         |                  |
|                         | 4/2   | @ Philadelphia | 1-0   | Wakely      | 1/6          | @ Carolina     | 0-2        | Weekes        |                  |
|                         | 3/25  | Los Angeles    | 4-0   | Plante      | 12/23        | @ Chicago      | 0-3        | Leighton      |                  |
|                         | 1/15  | Toronto        | 2-0   | Wakely      | 12/10        | @ New Jersey   | 0-2        | Brodeur       |                  |
|                         | 1/3   | Pittsburgh     | 6-0   | Wakely      | 11/15        | @ Edmonton     | 0-5        | Salo          |                  |
|                         | 12/30 | @ Montreal     | 5-0   | Hall        | 2001-02      | 3/7            | Minnesota  | 0-3           | Rolosen          |
|                         | 12/20 | Philadelphia   | 3-0   | Plante      | 2/9          | Philadelphia   | 0-5        | Cechmanek     |                  |
|                         | 11/19 | @ Pittsburgh   | 4-0   | Plante      | 1/28         | Anaheim        | 0-1        | Giguere       |                  |
|                         | 11/13 | Pittsburgh     | 4-0   | Wakely      | 12/5         | @ Phoenix      | 0-3        | Burke         |                  |
|                         | 11/1  | Philadelphia   | 8-0   | Plante      | 11/20        | @ Edmonton     | 0-2        | Salo          |                  |
|                         | 10/26 | @ Philadelphia | 0-0   | Plante      | 11/17        | @ Calgary      | 0-2        | Turek         |                  |
| 1968-69                 | 2/16  | Minnesota      | 6-0   | Hall        | 2000-01      | 2/19           | @ Florida  | 0-3           | Luongo           |
|                         | 2/12  | Pittsburgh     | 2-0   | Hall        | 11/14        | @ Edmonton     | 0-3        | Salo          |                  |
|                         | 2/1   | @ Detroit      | 2-0   | Hall        | 11/4         | Toronto        | 0-0        | Joseph        |                  |
|                         | 1/12  | @ Minnesota    | 2-0   | Hall        | 1999-2000    | 4/1            | Detroit    | 0-0           | Osgood           |
|                         | 1/7   | Los Angeles    | 5-0   | Hall        | 2/10         | Detroit        | 0-2        | Osgood        |                  |
|                         | 1/1   | @ Los Angeles  | 0-0   | Plante      | 11/3         | @ Colorado     | 0-5        | Denis         |                  |
|                         | 12/25 | @ Minnesota    | 2-0   | Hall        | 1998-99      | 3/11           | Montreal   | 0-3           | Hackett          |
|                         | 12/20 | @ Oakland      | 1-0   | Plante      | 3/4          | Toronto        | 0-4        | Joseph        |                  |
|                         | 11/30 | Philadelphia   | 1-0   | Hall        | 2/18         | Florida        | 0-0        | Burke         |                  |
|                         | 11/23 | Chicago        | 1-0   | Plante      | 2/4          | New Jersey     | 0-2        | Terreri       |                  |
|                         | 11/20 | Oakland        | 7-0   | Hall        | 1/16         | @ Colorado     | 0-2        | Roy           |                  |
|                         | 11/17 | @ Philadelphia | 8-0   | Plante      | 1/2          | NY Rangers     | 0-1        | Richter       |                  |
|                         | 10/12 | Los Angeles    | 6-0   | Plante      | 12/14        | @ Colorado     | 0-0        | Roy           |                  |
| 1967-68                 | 3/27  | Philadelphia   | 3-0   | Hall        | 12/4         | @ Colorado     | 0-2        | Roy           |                  |
|                         | 3/10  | @ Oakland      | 1-0   | Hall        | 10/17        | NY Islanders   | 0-1        | Salo          |                  |
|                         | 1/17  | Minnesota      | 5-0   | Hall        | 1997-98      | 3/21           | Edmonton   | 0-2           | Joseph           |
|                         | 1/3   | Oakland        | 4-0   | Hall        | 3/14         | Phoenix        | 0-2        | Waite         |                  |
|                         | 12/25 | @ Minnesota    | 1-0   | Martin      | 11/22        | Anaheim        | 0-2        | Hebert        |                  |
|                         | 12/9  | @ Oakland      | 1-0   | Hall        | 11/20        | Edmonton       | 0-3        | Joseph        |                  |
|                         |       |                |       |             | 1996-97      | 4/6            | New Jersey | 0-2           | Dunham           |
|                         |       |                |       |             | 12/21        | @ Philadelphia | 0-4        | Hextall       |                  |
|                         |       |                |       |             | 12/19        | Pittsburgh     | 0-4        | Wregget       |                  |
|                         |       |                |       |             | 12/15        | Vancouver      | 0-8        | Hirsch        |                  |
|                         |       |                |       |             | 12/5         | Phoenix        | 0-3        | Wakaluk       |                  |
|                         |       |                |       |             | 1995-96      | 12/3           | @ Toronto  | 0-2           | Potvin/Cousineau |
|                         |       |                |       |             | 11/27        | Buffalo        | 0-2        | Hasek         |                  |
|                         |       |                |       | 11/7        | Los Angeles  | 0-1            | Dafoe      |               |                  |
|                         |       |                |       | 11/1        | @ Anaheim    | 0-3            | Hebert     |               |                  |
|                         |       |                |       | 1994-95     | 2/9          | Chicago        | 0-5        | Belfour       |                  |
|                         |       |                |       | 1993-94     | 3/16         | @ Winnipeg     | 0-4        | Cheveldae     |                  |
|                         |       |                |       | 3/3         | Vancouver    | 0-4            | McLean     |               |                  |
|                         |       |                |       | 2/24        | @ Quebec     | 0-6            | Fiset      |               |                  |
|                         |       |                |       | 11/16       | @ Vancouver  | 0-3            | McLean     |               |                  |
|                         |       |                |       | 10/16       | @ Dallas     | 0-4            | Moog       |               |                  |
|                         |       |                |       | 1992-93     | 12/19        | Winnipeg       | 0-1        | Essensa       |                  |
|                         |       |                |       | 11/12       | @ Chicago    | 0-1            | Belfour    |               |                  |
|                         |       |                |       | 10/10       | Chicago      | 0-3            | Waite      |               |                  |
|                         |       |                |       | 1991-92     | 3/14         | NY Rangers     | 0-6        | Vanbiesbroeck |                  |
|                         |       |                |       | 1/25        | Vancouver    | 0-1 (OT)       | McLean     |               |                  |
|                         |       |                |       | 11/23       | NY Rangers   | 0-3            | Richter    |               |                  |
|                         |       |                |       | 10/7        | @ Toronto    | 0-3            | Fuhr       |               |                  |
|                         |       |                |       | 1990-91     | 10/12        | @ Vancouver    | 0-4        | Gamble        |                  |
|                         |       |                |       | 1989-90     | 3/27         | Boston         | 0-3        | Lemelin       |                  |
|                         |       |                |       | 11/21       | @ Minnesota  | 0-3            | Casey      |               |                  |
|                         |       |                |       | 10/12       | @ Minnesota  | 0-3            | Casey      |               |                  |
|                         |       |                |       | 1988-89     | 3/25         | @ Hartford     | 0-4        | Sidorkiewicz  |                  |
|                         |       |                |       | 2/21        | @ Vancouver  | 0-2            | McLean     |               |                  |
|                         |       |                |       | 1/19        | @ NY Rangers | 0-5            | Froese     |               |                  |
|                         |       |                |       | 11/21       | @ Toronto    | 0-4            | Bester     |               |                  |
|                         |       |                |       | 1987-88     | 3/1          | @ NY Islanders | 0-2        | Smith         |                  |
|                         |       |                |       | 2/16        | Buffalo      | 0-3            | Barrasso   |               |                  |
| SHUTOUTS AGAINST SEASON | DATE  | OPPONENT       | SCORE | GOALTENDER  |              |                |            |               |                  |
| 2008-09                 | 3/19  | @ Vancouver    | 0-3   | Luongo      |              |                |            |               |                  |
|                         | 3/3   | Detroit        | 0-5   | Osgood      |              |                |            |               |                  |
|                         | 2/21  | Nashville      | 0-1   | Rinne       |              |                |            |               |                  |
| 2007-08                 | 12/3  | @ Minnesota    | 0-4   | Backstrom   |              |                |            |               |                  |
|                         | 10/30 | Carolina       | 0-1   | Ward        |              |                |            |               |                  |
|                         | 10/24 | Los Angeles    | 0-4   | LaBarbera   |              |                |            |               |                  |
|                         | 3/1   | San Jose       | 0-2   | Boucher     |              |                |            |               |                  |
|                         | 2/24  | @ Phoenix      | 0-2   | Bryzgalov   |              |                |            |               |                  |
|                         | 12/28 | San Jose       | 0-1   | Nabokov     |              |                |            |               |                  |
|                         | 12/26 | Detroit        | 0-5   | Osgood      |              |                |            |               |                  |
|                         | 12/13 | Florida        | 0-1   | Vokoun      |              |                |            |               |                  |
|                         | 11/21 | @ Detroit      | 0-3   | Osgood      |              |                |            |               |                  |
|                         | 11/4  | @ Columbus     | 0-3   | Leclaire    |              |                |            |               |                  |
| 2006-07                 | 10/25 | @ Columbus     | 0-3   | Leclaire    |              |                |            |               |                  |
|                         | 11/28 | San Jose       | 0-2   | Toskala     |              |                |            |               |                  |
|                         | 11/14 | @ Calgary      | 0-3   | Kiprusoff   |              |                |            |               |                  |
|                         | 10/9  | @ Anaheim      | 0-2   | Giguere     |              |                |            |               |                  |
| 2005-06                 | 4/16  | Phoenix        | 0-3   | Joseph      |              |                |            |               |                  |
|                         | 4/11  | Nashville      | 0-2   | Mason       |              |                |            |               |                  |
|                         | 4/6   | @ Nashville    | 0-3   | Mason       |              |                |            |               |                  |
|                         | 3/21  | San Jose       | 0-6   | Toskala     |              |                |            |               |                  |
|                         | 1/13  | @ Atlanta      | 0-2   | Lehtonen    |              |                |            |               |                  |
| 2003-04                 | 1/5   | @ Detroit      | 0-3   | Legace      |              |                |            |               |                  |
|                         | 12/29 | @ Dallas       | 0-3   | Turco       |              |                |            |               |                  |
|                         | 4/4   | @ Minnesota    | 0-3   | Rolosen     |              |                |            |               |                  |
|                         | 3/14  | Calgary        | 0-3   | Turek       |              |                |            |               |                  |
|                         | 2/29  | @ San Jose     | 0-1   | Nabokov     |              |                |            |               |                  |
|                         | 2/28  | @ Vancouver    | 0-2   | Hedberg     |              |                |            |               |                  |

## All-Time Regular-Season Shutouts

|         |       |                |     |             |         |       |                |     |            |
|---------|-------|----------------|-----|-------------|---------|-------|----------------|-----|------------|
|         | 1/19  | @ Winnipeg     | 0-3 | Berthiaume  | 1973-74 | 3/21  | @ Boston       | 0-7 | Gilbert    |
|         | 11/27 | @ Detroit      | 0-6 | Hanlon      |         | 3/6   | Boston         | 0-8 | Gilbert    |
| 1986-87 | 11/21 | @ Hartford     | 0-4 | Liut        |         | 2/3   | @ Chicago      | 0-3 | Esposito   |
|         | 11/7  | @ Winnipeg     | 0-2 | Berthiaume  | 1985-   | 1/22  | Boston         | 0-1 | Gilbert    |
| 86      | 3/27  | @ New Jersey   | 0-1 | St. Laurent |         | 1/13  | @ Buffalo      | 0-1 | Dryden     |
|         | 1/25  | Philadelphia   | 0-1 | Jensen      |         | 11/24 | Philadelphia   | 0-1 | Parent     |
| 1984-85 | 3/16  | Hartford       | 0-5 | Weeks       |         | 10/17 | @ NY Rangers   | 0-4 | Giacomin   |
|         | 11/9  | @ Philadelphia | 0-6 | Lindbergh   |         | 10/13 | Atlanta        | 0-1 | Bouchard   |
| 1983-84 | 2/26  | @ Quebec       | 0-5 | Gosselin    | 1972-73 | 3/3   | @ Los Angeles  | 0-2 | Vachon     |
|         | 1/7   | @ Montreal     | 0-5 | Wamsley     |         | 2/25  | @ Detroit      | 0-5 | DeJordy    |
|         | 11/23 | @ Detroit      | 0-3 | Mio         |         | 1/9   | @ Vancouver    | 0-3 | Wilson     |
| 1982-83 | 2/1   | Chicago        | 0-5 | Bannerman   |         | 12/7  | @ Boston       | 0-5 | Johnston   |
|         | 12/28 | Boston         | 0-3 | Peeters     |         | 11/16 | @ Boston       | 0-4 | Johnston   |
| 1980-81 | 4/4   | Minnesota      | 0-5 | Meloche     |         | 10/26 | @ Montreal     | 0-7 | Dryden     |
| 1979-80 | 2/2   | Detroit        | 0-3 | Vachon      | 1971-72 | 4/1   | Chicago        | 0-2 | Smith      |
|         | 2/1   | @ Hartford     | 0-3 | Smith       |         | 3/26  | @ Chicago      | 0-4 | Esposito   |
|         | 12/1  | NY Rangers     | 0-2 | Baker       |         | 2/27  | @ NY Rangers   | 0-2 | Giacomin   |
|         | 10/27 | Atlanta        | 0-3 | Bouchard    |         | 1/29  | @ Montreal     | 0-4 | Dryden     |
| 1978-79 | 1/18  | @ Boston       | 0-4 | Cheevers    |         | 1/18  | Boston         | 0-2 | Cheevers   |
|         | 12/13 | @ Pittsburgh   | 0-3 | Millen      |         | 12/19 | @ Chicago      | 0-2 | Smith      |
|         | 12/12 | Montreal       | 0-6 | Dryden      |         | 10/13 | @ Chicago      | 0-1 | Esposito   |
|         | 11/30 | @ Philadelphia | 0-3 | Stephenson  | 1970-71 | 3/10  | @ Minnesota    | 0-4 | Maniago    |
|         | 11/7  | Toronto        | 0-5 | Harrison    |         | 3/9   | Los Angeles    | 0-4 | DeJordy    |
| 1977-78 | 2/6   | @ Philadelphia | 0-2 | Parent      |         | 1/31  | @ Boston       | 0-6 | Johnston   |
|         | 1/19  | NY Islanders   | 0-3 | Smith       | 1969-70 | 3/22  | @ Chicago      | 0-1 | Esposito   |
|         | 1/7   | Chicago        | 0-0 | Esposito    |         | 3/21  | Toronto        | 0-2 | Edwards    |
|         | 1/3   | Montreal       | 0-2 | Dryden      |         | 2/4   | @ Toronto      | 0-1 | Gamble     |
|         | 12/27 | @ Minnesota    | 0-1 | Lopresti    |         | 1/25  | @ Philadelphia | 0-4 | Parent     |
|         | 11/30 | NY Rangers     | 0-4 | Thomas      |         | 12/21 | @ Chicago      | 0-4 | Esposito   |
|         | 10/23 | @ Chicago      | 0-2 | Esposito    |         | 11/22 | NY Rangers     | 0-5 | Giacomin   |
| 1976-77 | 10/16 | @ Philadelphia | 0-7 | Stephenson  |         | 10/26 | @ Philadelphia | 0-0 | Parent     |
|         | 2/22  | @ Los Angeles  | 0-4 | Vachon      | 1968-69 | 3/11  | Montreal       | 0-3 | Worsley    |
|         | 1/27  | Philadelphia   | 0-2 | Stephenson  |         | 3/1   | @ Montreal     | 0-1 | Worsley    |
|         | 12/18 | Philadelphia   | 0-2 | Parent      |         | 2/8   | @ NY Rangers   | 0-2 | Giacomin   |
|         | 12/4  | Atlanta        | 0-1 | Bouchard    |         | 1/25  | @ Boston       | 0-4 | Cheevers   |
|         | 11/10 | @ Buffalo      | 0-5 | Desjardins  |         | 1/1   | @ Los Angeles  | 0-0 | Desjardins |
| 1975-76 | 3/9   | @ NY Islanders | 0-4 | Resch       |         | 11/2  | Minnesota      | 0-2 | Maniago    |
|         | 1/10  | @ Minnesota    | 0-2 | Maniago     | 1967-68 | 3/28  | @ Philadelphia | 0-2 | Favelli    |
|         | 12/10 | @ Los Angeles  | 0-5 | Vachon      |         | 2/1   | @ Pittsburgh   | 0-2 | Binkley    |
| 1974-75 | 2/25  | @ NY Islanders | 0-3 | Resch       |         | 12/23 | @ Los Angeles  | 0-4 | Rutledge   |
|         | 10/26 | Buffalo        | 0-2 | Bromley     |         | 12/16 | Philadelphia   | 0-1 | Parent     |
|         |       |                |     |             |         | 11/26 | @ NY Rangers   | 0-1 | Villemure  |
|         |       |                |     |             |         | 10/22 | @ Detroit      | 0-1 | Crozier    |

### ALL TIME SHUTOUTS VS. NHL

| TEAM                   | FOR | AGAINST | TEAM                            | FOR        | AGAINST    |
|------------------------|-----|---------|---------------------------------|------------|------------|
| Anaheim                | 2   | 4       | Minnesota                       | 4          | 4          |
| Atlanta                | 2   | 1       | Montreal                        | 5          | 8          |
| Boston                 | 5   | 11      | Nashville                       | 9          | 3          |
| Buffalo                | 3   | 5       | New Jersey (Colorado-Kan. City) | 3          | 4          |
| Calgary (Atlanta)      | 7   | 6       | New York Islanders              | 6          | 5          |
| Carolina (Hartford)    | 4   | 6       | New York Rangers                | 0          | 11         |
| Chicago                | 12  | 14      | Ottawa                          | 0          | 0          |
| Cleveland (California) | 5   | 0       | Philadelphia                    | 8          | 14         |
| Colorado (Quebec)      | 5   | 7       | Phoenix (Winnipeg)              | 5          | 9          |
| Columbus               | 3   | 2       | Pittsburgh                      | 8          | 3          |
| Dallas (Minnesota)     | 8   | 10      | San Jose                        | 5          | 5          |
| Detroit                | 10  | 11      | Tampa Bay                       | 1          | 0          |
| Edmonton               | 2   | 5       | Toronto                         | 8          | 8          |
| Florida                | 6   | 3       | Vancouver                       | 8          | 9          |
| Los Angeles            | 11  | 8       | Washington                      | 3          | 0          |
|                        |     |         | <b>TOTALS</b>                   | <b>158</b> | <b>176</b> |

# Team & Individual Results, Records & Stats

## All-Time Roster

| NO.           | NAME AND POSITION                        | REGULAR SEASON |           |           |            |            | PLAYOFFS |          |          |          |           |
|---------------|--|----------------|-----------|-----------|------------|------------|----------|----------|----------|----------|-----------|
|               |  | GP             | G         | A         | TP         | PIM        | GP       | G        | A        | TP       | PIM       |
| 4             | Bruce Affleck (D), 1974-79               | 274            | 14        | 65        | 79         | 86         | 8        | 0        | 0        | 0        | 0         |
| 9, 36         | Glenn Anderson (RW), 1994-96             | 51             | 14        | 16        | 30         | 43         | 17       | 2        | 5        | 7        | 55        |
| 12            | Perry Anderson (LW), 1981-85             | 144            | 22        | 18        | 40         | 355        | 22       | 2        | 0        | 2        | 38        |
| 16            | Ron Anderson (RW), 1969-70               | 59             | 9         | 9         | 18         | 36         | 1        | 0        | 0        | 0        | 0         |
| 14            | Lou Angotti (C/RW), 1973-74              | 51             | 12        | 23        | 35         | 9          | --       | --       | --       | --       | --        |
| 3             | Al Arbour (D), 1967-71                   | 231            | 2         | 21        | 23         | 191        | 46       | 0        | 4        | 4        | 42        |
| 17, 24        | John Arbour (D), 1970-72                 | 70             | 1         | 6         | 7          | 91         | 5        | 0        | 0        | 0        | 0         |
| 23            | Blair Atcheynum (RW), 1997-99            | 73             | 13        | 17        | 30         | 12         | 23       | 1        | 3        | 4        | 8         |
| 8             | Ron Attwell (RW), 1967-68                | 18             | 1         | 7         | 8          | 6          | --       | --       | --       | --       | --        |
| 26            | Don Awrey (D), 1973-75                   | 95             | 5         | 24        | 29         | 55         | --       | --       | --       | --       | --        |
| 15            | Mitch Babin (C), 1975-76                 | 8              | 0         | 0         | 0          | 0          | --       | --       | --       | --       | --        |
| 30            | Jason Bacashihua (G), 2005-07            | 38             | 0         | 1         | 1          | 2          | --       | --       | --       | --       | --        |
| <b>42</b>     | <b>David Backes (C), 2006-Present</b>    | <b>203</b>     | <b>54</b> | <b>54</b> | <b>108</b> | <b>301</b> | <b>4</b> | <b>1</b> | <b>2</b> | <b>3</b> | <b>10</b> |
| 55            | Christian Backman (D), 2002-08           | 228            | 19        | 45        | 64         | 130        | 5        | 0        | 2        | 2        | 4         |
| 10            | Wayne Babych (RW), 1978-84               | 396            | 155       | 190       | 345        | 382        | 31       | 7        | 8        | 15       | 22        |
| 24            | Garnet (Ace) Bailey (RW), 1973-75        | 71             | 22        | 29        | 51         | 133        | --       | --       | --       | --       | --        |
| 25            | Bill Baker (D), 1981-82                  | 35             | 3         | 5         | 8          | 50         | 4        | 0        | 0        | 0        | 0         |
| 6, 23, 34     | Murray Baron (D), 1991-97, 2003-04       | 409            | 13        | 40        | 53         | 631        | 42       | 2        | 1        | 3        | 52        |
| 21            | Normand Baron (LW), 1985-86              | 23             | 2         | 0         | 2          | 39         | --       | --       | --       | --       | --        |
| 6             | David Barr (RW), 1983-87                 | 150            | 29        | 56        | 85         | 102        | 13       | 1        | 1        | 2        | 16        |
| 30            | Tom Barrasso (G), 2002-03                | 6              | 0         | 0         | 0          | 0          | --       | --       | --       | --       | --        |
| 23, 56        | Lubos Bartecko (LW), 1998-2001           | 149            | 26        | 42        | 68         | 69         | 12       | 1        | 1        | 2        | 2         |
| 28, 41        | Bob Bassen (C), 1990-94, 1999-2000       | 284            | 35        | 63        | 98         | 483        | 30       | 1        | 5        | 6        | 38        |
| 5, 37, 43     | Jeff Batters (D), 1993-95                | 16             | 0         | 0         | 0          | 28         | --       | --       | --       | --       | --        |
| 21            | Norm Beaudin (RW), 1967-68               | 13             | 1         | 1         | 2          | 4          | --       | --       | --       | --       | --        |
| 45            | Chris Beckford-Tseu (G), 2007-08         | 1              | 0         | 0         | 0          | 0          | --       | --       | --       | --       | --        |
| 19            | Eddy Beers (LW), 1985-86                 | 24             | 7         | 11        | 18         | 24         | 19       | 3        | 4        | 7        | 8         |
| 46            | Derek Bekar (LW), 1999-2000              | 1              | 0         | 0         | 0          | 0          | --       | --       | --       | --       | --        |
| 29, 30        | Yves Belanger (G), 1974-78               | 48             | 0         | 4         | 4          | 4          | --       | --       | --       | --       | --        |
| 10            | Bruce Bell (D), 1985-87                  | 120            | 5         | 31        | 36         | 61         | 18       | 1        | 3        | 4        | 20        |
| 19, 24, 25    | Curt Bennett (LW), 1970-72, 1977-79      | 159            | 26        | 41        | 67         | 146        | 12       | 0        | 0        | 0        | 12        |
| 18            | Harvey Bennett (C), 1978-79              | 52             | 3         | 9         | 12         | 63         | --       | --       | --       | --       | --        |
| 2             | Brian Benning (D), 1984-85, 1986-90      | 232            | 30        | 94        | 124        | 321        | 29       | 3        | 13       | 16       | 58        |
| 7, 9          | Red Berenson (C), 1967-71, 1974-78       | 519            | 172       | 240       | 412        | 194        | 55       | 21       | 12       | 33       | 41        |
| 4             | Marc Bergevin (D), 1996-2002             | 328            | 5         | 23        | 28         | 319        | 30       | 1        | 2        | 3        | 26        |
| <b>21</b>     | <b>Patrik Berglund (C), 2008-Present</b> | <b>76</b>      | <b>21</b> | <b>26</b> | <b>47</b>  | <b>16</b>  | <b>4</b> | <b>0</b> | <b>0</b> | <b>0</b> | <b>2</b>  |
| <b>30</b>     | <b>Ben Bishop (G), 2008-Present</b>      | <b>6</b>       | <b>0</b>  | <b>0</b>  | <b>0</b>   | <b>0</b>   | --       | --       | --       | --       | --        |
| 14, 33        | Eric Boguniecki (C), 2000-05             | 125            | 29        | 36        | 65         | 66         | 9        | 1        | 3        | 4        | 2         |
| 21            | Chris Bordeleau (C), 1970-72             | 119            | 29        | 41        | 70         | 54         | 5        | 0        | 1        | 1        | 17        |
| 12            | Jack Borotsik (C), 1974-75               | 5              | 0         | 0         | 0          | 0          | --       | --       | --       | --       | --        |
| 6, 25         | Tim Bothwell (D), 1982-85, 1986-89       | 374            | 21        | 75        | 96         | 297        | 30       | 0        | 3        | 3        | 40        |
| 19            | Andre Boudrias (LW), 1969-70             | 50             | 3         | 14        | 17         | 20         | 14       | 2        | 4        | 6        | 4         |
| 36            | Jesse Boulerice (RW), 2005-06            | 12             | 0         | 0         | 0          | 13         | --       | --       | --       | --       | --        |
| 6, 10, 28     | Rick Bourbonnais (RW), 1975-78           | 71             | 9         | 15        | 24         | 29         | 4        | 0        | 1        | 1        | 0         |
| 4             | Charlie Bourgeois (D), 1985-88           | 127            | 4         | 20        | 24         | 358        | 25       | 2        | 2        | 4        | 143       |
| 8, 12         | Rick Bowness (RW), 1978-80               | 34             | 2         | 5         | 7          | 41         | --       | --       | --       | --       | --        |
| <b>22, 38</b> | <b>Brad Boyes (RW), 2006-Present</b>     | <b>183</b>     | <b>80</b> | <b>69</b> | <b>149</b> | <b>50</b>  | <b>4</b> | <b>2</b> | <b>1</b> | <b>3</b> | <b>0</b>  |
| 26            | Steve Bozek (LW), 1987-88                | 7              | 0         | 0         | 0          | 2          | 7        | 1        | 1        | 2        | 6         |

## All-Time Roster

| NO.        | NAME AND POSITION                         | REGULAR SEASON |           |           |           |            | PLAYOFFS |          |          |          |          |
|------------|---|----------------|-----------|-----------|-----------|------------|----------|----------|----------|----------|----------|
|            |   | GP             | G         | A         | TP        | PIM        | GP       | G        | A        | TP       | PIM      |
| 36         | Philippe Bozon (LW), 1991-95              | 144            | 16        | 25        | 41        | 101        | 19       | 2        | 0        | 2        | 31       |
| 29         | Curt Brackenbury (RW), 1982-83            | 6              | 1         | 0         | 1         | 6          | --       | --       | --       | --       | --       |
| 40         | Fred Brathwaite (G), 2001-03              | 55             | 0         | 0         | 0         | 0          | 1        | 0        | 0        | 0        | 0        |
| 2          | Carl Brewer (D), 1970-72                  | 61             | 4         | 25        | 29        | 69         | 5        | 0        | 2        | 2        | 8        |
| <b>4</b>   | <b>Eric Brewer (D), 2005-Present</b>      | <b>219</b>     | <b>14</b> | <b>52</b> | <b>66</b> | <b>229</b> | --       | --       | --       | --       | --       |
| 32         | Aris Brimanis (D), 2003-04                | 13             | 0         | 0         | 0         | 4          | --       | --       | --       | --       | --       |
| 19         | Rod Brind'Amour (C), 1989-91              | 157            | 43        | 67        | 110       | 139        | 30       | 9        | 13       | 22       | 20       |
| 12, 19, 24 | Gordon Brooks (RW), 1971-72, 1973-74      | 32             | 6         | 8         | 14        | 12         | --       | --       | --       | --       | --       |
| 21         | Paul Broten (RW), 1995-96                 | 17             | 0         | 1         | 1         | 4          | --       | --       | --       | --       | --       |
| 21         | Jeff Brown (D), 1989-94                   | 329            | 80        | 214       | 294       | 218        | 42       | 10       | 28       | 38       | 18       |
| 10, 16     | Jack Brownschilde (D), 1977-84            | 455            | 36        | 156       | 192       | 132        | 26       | 0        | 5        | 5        | 18       |
| 26         | David Bruce (LW), 1990-91                 | 12             | 1         | 2         | 3         | 14         | 2        | 0        | 0        | 0        | 2        |
| 22         | Ron Buchanan (C), 1969-70                 | 68             | 26        | 48        | 74        | 41         | --       | --       | --       | --       | --       |
| 9          | Mike Bullard (C), 1988-89                 | 20             | 4         | 12        | 16        | 46         | --       | --       | --       | --       | --       |
| 13         | Valeri Bure (RW), 2002-03                 | 5              | 0         | 2         | 2         | 0          | 6        | 0        | 2        | 2        | 8        |
| 5, 6       | Garth Butcher (D), 1990-94                | 208            | 11        | 35        | 46        | 508        | 29       | 4        | 4        | 8        | 90       |
| 17         | Jerry Butler (RW), 1975-78                | 155            | 29        | 46        | 75        | 145        | 7        | 0        | 0        | 0        | 14       |
| 4          | Gordon Buynak (D), 1974-75                | 4              | 0         | 0         | 0         | 2          | --       | --       | --       | --       | --       |
| 26         | Petr Cajanek (RW), 2002-07                | 269            | 46        | 107       | 153       | 90         | 7        | 0        | 2        | 2        | 4        |
| 1          | Don Caley (G), 1967-68                    | 1              | 0         | 0         | 0         | 0          | --       | --       | --       | --       | --       |
| 16, 19, 21 | Craig Cameron (RW), 1967-69, 1970-71      | 182            | 32        | 13        | 45        | 80         | 22       | 3        | 0        | 3        | 15       |
| 10         | Jim Campbell (RW), 1996-2000              | 201            | 49        | 60        | 109       | 173        | 14       | 8        | 3        | 11       | 18       |
| 4          | Scott Campbell (D), 1981-82               | 3              | 0         | 0         | 0         | 52         | --       | --       | --       | --       | --       |
| 21         | Guy Carbonneau (C), 1994-95               | 42             | 5         | 11        | 16        | 16         | 7        | 1        | 2        | 3        | 6        |
| 21         | Claude Cardin (LW), 1967-68               | 63             | 17        | 35        | 52        | 193        | --       | --       | --       | --       | --       |
| 35         | Jim Carey (G), 1998-99                    | 4              | 0         | 0         | 0         | 0          | --       | --       | --       | --       | --       |
| 20         | Jack Carlson (LW), 1982-84                | 112            | 12        | 9         | 21        | 153        | --       | --       | --       | --       | --       |
| 33         | Kent Carlson (D), 1985-86                 | 26             | 2         | 3         | 5         | 42         | 8        | 0        | 0        | 0        | 13       |
| 30         | Jacques Caron (G), 1971-73                | 58             | 0         | 1         | 1         | 0          | 12       | 0        | 0        | 0        | 2        |
| 15         | Gene Carr (C), 1971-72                    | 14             | 3         | 2         | 5         | 9          | --       | --       | --       | --       | --       |
| 30         | Jon Casey (G), 1994-97                    | 43             | 0         | 0         | 0         | 0          | 14       | 0        | 2        | 2        | 8        |
| 17         | Gino Cavallini (LW), 1985-92              | 454            | 91        | 120       | 211       | 429        | 67       | 14       | 19       | 33       | 62       |
| 14         | Paul Cavallini (D), 1987-93               | 337            | 37        | 120       | 157       | 514        | 49       | 7        | 15       | 22       | 86       |
| 14         | Blair Chapman (RW), 1979-83               | 175            | 58        | 74        | 132       | 87         | 15       | 2        | 5        | 7        | 6        |
| 39         | Kelly Chase (RW), 1989-94, 1997-2000      | 345            | 14        | 26        | 40        | 1497       | 27       | 1        | 1        | 2        | 100      |
| 27         | Denis Chasse (RW), 1993-96                | 92             | 10        | 10        | 20        | 256        | 7        | 1        | 7        | 8        | 23       |
| 55         | Vladimir Chebaturkin (D), 2000-01         | 22             | 1         | 2         | 3         | 26         | --       | --       | --       | --       | --       |
| 17         | Guy Chouinard (C), 1983-84                | 64             | 12        | 34        | 46        | 10         | 5        | 0        | 2        | 2        | 0        |
| 27         | Dave Christian (RW), 1991-92              | 78             | 20        | 24        | 44        | 41         | 4        | 3        | 0        | 3        | 0        |
| 49         | Dale Clarke (D), 2000-01                  | 3              | 0         | 0         | 0         | 0          | --       | --       | --       | --       | --       |
| 21         | Bill Collins (RW), 1973-75                | 82             | 24        | 17        | 41        | 48         | 2        | 1        | 0        | 1        | 0        |
| 12         | Bob Collyard (C), 1973-74                 | 10             | 1         | 3         | 4         | 4          | --       | --       | --       | --       | --       |
| <b>28</b>  | <b>Carlo Colaiacovo (D), 2008-Present</b> | <b>63</b>      | <b>3</b>  | <b>26</b> | <b>29</b> | <b>29</b>  | <b>4</b> | <b>0</b> | <b>0</b> | <b>0</b> | <b>2</b> |
| 14         | Wayne Connelly (C), 1970-72               | 43             | 10        | 21        | 31        | 11         | 6        | 2        | 1        | 3        | 0        |
| 22         | Craig Conroy (C), 1996-2001               | 359            | 57        | 94        | 151       | 209        | 36       | 3        | 5        | 8        | 24       |
| 15, 18     | Daniel Corso (C), 2000-03                 | 70             | 14        | 10        | 24        | 20         | 14       | 0        | 1        | 1        | 0        |
| 9          | Shayne Corson (LW), 1995-97               | 88             | 20        | 29        | 49        | 216        | 13       | 8        | 6        | 14       | 229,     |
| 14         | Geoff Courtnall (LW), 1990-91, 1995-2000  | 326            | 106       | 126       | 232       | 371        | 42       | 7        | 16       | 23       | 65       |

# Team & Individual Results, Records & Stats

## All-Time Roster

| NO.        | NAME AND POSITION                       | REGULAR SEASON |           |          |           |            | PLAYOFFS |          |          |          |           |
|------------|---|----------------|-----------|----------|-----------|------------|----------|----------|----------|----------|-----------|
|            |   | GP             | G         | A        | TP        | PIM        | GP       | G        | A        | TP       | PIM       |
| 10         | Bruce Cowick (LW), 1975-76              | 5              | 0         | 0        | 0         | 2          | --       | --       | --       | --       | --        |
| 15         | Craig Coxe (LW), 1988-89                | 41             | 0         | 7        | 7         | 127        | --       | --       | --       | --       | --        |
| 18, 27     | Bobby Crawford (RW), 1979-80, 1981-83   | 38             | 6         | 10       | 16        | 4          | 4        | 0        | 0        | 0        | 0         |
| 20         | Adam Creighton (C), 1994-96             | 109            | 25        | 30       | 55        | 152        | 20       | 3        | 1        | 4        | 24        |
| 12, 19     | Terry Crisp (C), 1967-72                | 285            | 38        | 64       | 102       | 51         | 63       | 8        | 15       | 23       | 32        |
| <b>26</b>  | <b>B.J. Crombeen (RW), 2008-Present</b> | <b>66</b>      | <b>11</b> | <b>6</b> | <b>17</b> | <b>122</b> | <b>4</b> | <b>0</b> | <b>0</b> | <b>0</b> | <b>12</b> |
| 26         | Mike Crombeen (RW), 1978-83             | 325            | 47        | 53       | 100       | 164        | 27       | 6        | 2        | 8        | 32        |
| 6, 32      | Doug Crossman (D), 1992-94              | 69             | 4         | 14       | 18        | 20         | --       | --       | --       | --       | --        |
| 15         | Tony Currie (RW), 1977-82               | 207            | 68        | 88       | 156       | 63         | 13       | 4        | 12       | 16       | 4         |
| 4          | Paul Curtis (D), 1972-73                | 29             | 1         | 4        | 5         | 6          | 5        | 0        | 0        | 0        | 2         |
| 17         | Denis Cyr (LW), 1984-86                 | 40             | 8         | 7        | 15        | 2          | 3        | 0        | 0        | 0        | 0         |
| 36         | J.J. Daigneault (D), 1995-96            | 37             | 1         | 3        | 4         | 24         | --       | --       | --       | --       | --        |
| 38         | Kevin Dallman (D), 2005-06              | 67             | 4         | 10       | 14        | 29         | --       | --       | --       | --       | --        |
| 22         | Mike Danton (C), 2003-04                | 68             | 7         | 5        | 12        | 141        | 5        | 1        | 0        | 1        | 2         |
| 26         | Michael Dark (D), 1986-88               | 43             | 5         | 6        | 11        | 14         | --       | --       | --       | --       | --        |
| 30         | John Davidson (G), 1973-75              | 79             | 0         | 2        | 2         | 18         | 1        | 0        | 0        | 0        | 0         |
| 27         | Gilbert Delorme (D), 1983-85            | 118            | 2         | 17       | 19        | 94         | 14       | 1        | 3        | 4        | 11        |
| 9          | Ab DeMarco (D), 1972-74                 | 37             | 7         | 18       | 25        | 13         | 4        | 1        | 1        | 2        | 2         |
| 38         | Pavol Demitra (LW), 1996-2004           | 494            | 204       | 289      | 493       | 160        | 66       | 18       | 25       | 43       | 26        |
| 14, 22, 25 | Norm Dennis (C), 1968-72                | 12             | 3         | 0        | 3         | 11         | 5        | 0        | 0        | 0        | 2         |
| 34, 37     | Robert Dirk (D), 1987-91                | 94             | 2         | 6        | 8         | 255        | 9        | 0        | 1        | 1        | 2         |
| 62         | Jon Disalvatore (RW), 2005-06           | 5              | 0         | 0        | 0         | 2          | --       | --       | --       | --       | --        |
| 30, 50     | Reinhard Divis (G), 2001-06             | 28             | 0         | 0        | 0         | 2          | 1        | 0        | 0        | 0        | 0         |
| 6          | Ted Donato (LW), 2001-02                | 2              | 0         | 0        | 0         | 2          | --       | --       | --       | --       | --        |
| 2          | Andre Dore (D), 1982-84                 | 93             | 5         | 27       | 32        | 83         | 4        | 0        | 1        | 1        | 8         |
| 47         | Aaron Downey (RW), 2005-06              | 17             | 2         | 0        | 2         | 45         | --       | --       | --       | --       | --        |
| 10         | Dallas Drake (RW), 2000-07              | 443            | 64        | 106      | 170       | 386        | 35       | 6        | 7        | 13       | 49        |
| 18         | Steve Dubinsky (C), 2002-03             | 28             | 0         | 6        | 6         | 4          | --       | --       | --       | --       | --        |
| 28         | Steve Duchesne (D), 1993-95, 1997-98    | 163            | 38        | 87       | 125       | 82         | 21       | 0        | 10       | 10       | 10        |
| 23         | Luc Dufour (LW), 1984-85                | 23             | 1         | 3        | 4         | 18         | 1        | 0        | 0        | 0        | 2         |
| 32         | Donald Dufresne (D), 1994-96            | 25             | 0         | 3        | 3         | 14         | 3        | 0        | 0        | 0        | 4         |
| 19         | Blake Dunlop (C), 1979-84               | 324            | 86        | 201      | 287       | 118        | 28       | 3        | 8        | 11       | 10        |
| 19         | Denis Dupere (LW), 1974-75              | 22             | 3         | 6        | 9         | 8          | --       | --       | --       | --       | --        |
| 3          | Andre Dupont (D), 1971-73               | 85             | 4         | 16       | 20        | 198        | 11       | 1        | 0        | 1        | 20        |
| 36         | Micki Dupont (D), 2007-08               | 2              | 0         | 0        | 0         | 2          | --       | --       | --       | --       | --        |
| 2, 8       | Steve Durbano (D), 1972-74, 1978-79     | 98             | 8         | 24       | 32        | 480        | 5        | 0        | 2        | 2        | 8         |
| 18         | Radek Dvorak (RW), 2006-07              | 82             | 10        | 27       | 37        | 48         | --       | --       | --       | --       | --        |
| 4          | Dallas Eakins (D), 1995-96              | 16             | 0         | 1        | 1         | 34         | --       | --       | --       | --       | --        |
| 32         | Mike Eastwood (C), 1997-2003            | 336            | 43        | 66       | 109       | 151        | 48       | 3        | 4        | 7        | 20        |
| 14         | Tim Ecclestone (LW), 1967-71            | 230            | 48        | 76       | 124       | 140        | 40       | 6        | 8        | 14       | 70        |
| 8, 20, 23  | Darryl Edestrand (D), 1967-68           | 65             | 2         | 32       | 34        | 86         | --       | --       | --       | --       | --        |
| 1, 29, 30  | Gary Edwards (G), 1968-70, 1981-82      | 12             | 0         | 1        | 1         | 0          | --       | --       | --       | --       | --        |
| 15         | Jack Egers (RW), 1971-74                | 147            | 45        | 50       | 95        | 66         | 16       | 1        | 5        | 6        | 16        |
| 14         | Todd Elik (C), 1994-95                  | 13             | 2         | 4        | 6         | 4          | 7        | 4        | 3        | 7        | 2         |
| 6          | Dave Ellett (D), 1999-2000              | 52             | 2         | 8        | 10        | 12         | 7        | 0        | 1        | 1        | 2         |
| 4          | Kari Eloranta (D), 1981-82              | 12             | 1         | 7        | 8         | 6          | 5        | 0        | 0        | 0        | 0         |
| 7, 32      | Nelson Emerson (RW), 1990-93            | 165            | 45        | 90       | 135       | 130        | 17       | 4        | 9        | 13       | 27        |
| 6          | Chris Evans (D), 1971-75                | 153            | 13        | 20       | 33        | 41         | 12       | 1        | 1        | 2        | 8         |

## All-Time Roster

| NO.        | NAME AND POSITION                      | REGULAR SEASON |     |     |      |     | PLAYOFFS |    |    |     |     |
|------------|--|----------------|-----|-----|------|-----|----------|----|----|-----|-----|
|            |  | GP             | G   | A   | TP   | PIM | GP       | G  | A  | TP  | PIM |
| 18, 19, 32 | Doug Evans (LW), 1985-90               | 163            | 16  | 32  | 48   | 223 | 14       | 1  | 2  | 3   | 26  |
| 2          | Shawn Evans (D), 1985-86               | 7              | 0   | 0   | 0    | 2   | --       | -- | -- | --  | --  |
| 21         | Todd Ewen (RW), 1986-90                | 124            | 10  | 7   | 17   | 493 | 12       | 0  | 0  | 0   | 0   |
| 14         | Bill Fairbairn (RW), 1977-79           | 65             | 15  | 16  | 31   | 10  | --       | -- | -- | --  | --  |
| 36         | Glen Featherstone (D), 1988-91         | 144            | 5   | 29  | 34   | 371 | 27       | 0  | 2  | 2   | 78  |
| 24         | Bernie Federko (C), 1976-89            | 927            | 352 | 721 | 1073 | 463 | 91       | 35 | 66 | 101 | 83  |
| 9, 17      | Denny Felsner (LW), 1991-95            | 18             | 1   | 4   | 5    | 6   | 10       | 2  | 3  | 5   | 2   |
| 13         | Ray Ferraro (C), 2001-02               | 15             | 6   | 4   | 10   | 8   | --       | -- | -- | --  | --  |
| 37         | Jeff Finley (D), 1998-2004             | 371            | 6   | 28  | 34   | 206 | 39       | 1  | 4  | 5   | 28  |
| 42         | Rory Fitzpatrick (D), 1996-97, 1998-99 | 3              | 0   | 0   | 0    | 4   | --       | -- | -- | --  | --  |
| 12         | Ron Flockhart (C), 1985-88             | 160            | 43  | 68  | 111  | 42  | 8        | 1  | 3  | 4   | 6   |
| 19         | Connie Forey (LW), 1973-74             | 4              | 0   | 0   | 0    | 2   | --       | -- | -- | --  | --  |
| 2, 19, 20  | Ray Fortin (D), 1967-70                | 92             | 2   | 6   | 8    | 33  | 6        | 0  | 0  | 0   | 0   |
| 2, 5       | Len Frig (D), 1977-78, 1979-80         | 37             | 1   | 5   | 6    | 49  | 3        | 0  | 0  | 0   | 0   |
| 31         | Grant Fuhr (G), 1995-99                | 249            | 0   | 5   | 5    | 32  | 31       | 0  | 2  | 2   | 8   |
| 20         | Simon Gamache (C), 2005-06             | 15             | 3   | 4   | 7    | 10  | --       | -- | -- | --  | --  |
| 19         | Perry Ganchar (RW), 1983-85            | 8              | 0   | 2   | 2    | 0   | 7        | 3  | 1  | 4   | 0   |
| 6, 27      | Dave Gardner (C), 1973-75              | 23             | 5   | 4   | 9    | 6   | --       | -- | -- | --  | --  |
| 3, 4       | Bob Gassoff (D), 1973-77               | 245            | 11  | 47  | 58   | 866 | 9        | 0  | 1  | 1   | 16  |
| 22         | Barry Gibbs (D), 1977-79               | 126            | 8   | 39  | 47   | 91  | --       | -- | -- | --  | --  |
| 7          | Greg Gilbert (LW), 1994-96             | 63             | 11  | 15  | 26   | 19  | 7        | 0  | 3  | 3   | 6   |
| 19         | Stan Gilbertson (LW), 1974-75          | 22             | 1   | 4   | 5    | 4   | --       | -- | -- | --  | --  |
| 2          | Curt Giles (D), 1991-93                | 61             | 1   | 5   | 6    | 48  | 6        | 1  | 1  | 2   | 2   |
| 5          | Todd Gill (D), 1997-99                 | 39             | 7   | 7   | 14   | 26  | 10       | 2  | 2  | 4   | 10  |
| 9, 18      | Doug Gilmour (C), 1983-88              | 384            | 149 | 205 | 354  | 264 | 49       | 17 | 38 | 55  | 71  |
| 23         | Gaston Gingras (D), 1987-89            | 120            | 10  | 32  | 42   | 24  | 17       | 1  | 4  | 5   | 6   |
| 5, 25      | Larry Giroux (D), 1973-74, 1978-80     | 150            | 10  | 39  | 49   | 174 | --       | -- | -- | --  | --  |
| 15, 37, 54 | Mike Glumac (C) 2005-08                | 40             | 7   | 6   | 13   | 38  | --       | -- | -- | --  | --  |
| 10         | Phil Goyette (C), 1969-70              | 72             | 29  | 49  | 78   | 16  | 16       | 3  | 11 | 14  | 6   |
| 29, 30, 33 | Doug Grant (G), 1976-80                | 37             | 0   | 0   | 0    | 0   | --       | -- | -- | --  | --  |
| 33         | Gilles Gratton (G), 1975-76            | 6              | 0   | 0   | 0    | 2   | --       | -- | -- | --  | --  |
| 22         | Terry Gray (RW), 1968-71               | 36             | 6   | 5   | 11   | 21  | --       | -- | -- | --  | --  |
| 99         | Wayne Gretzky (C), 1995-96             | 18             | 8   | 13  | 21   | 2   | 13       | 2  | 14 | 16  | 0   |
| 13         | Bill Guerin (RW), 2006-07              | 61             | 28  | 19  | 47   | 52  | --       | -- | -- | --  | --  |
| 5          | Alexei Gusarov (D), 2000-01            | 16             | 0   | 4   | 4    | 6   | 13       | 0  | 0  | 0   | 4   |
| 1          | Glenn Hall (G), 1967-71                | 140            | 0   | 3   | 3    | 20  | 31       | 0  | 0  | 0   | 0   |
| 23         | Jean Hamel (D), 1972-74                | 78             | 3   | 8   | 11   | 30  | 2        | 0  | 0  | 0   | 0   |
| 20         | Chuck Hamilton (LW), 1972-73           | 3              | 0   | 2   | 2    | 2   | --       | -- | -- | --  | --  |
| 17         | Inge Hammarstrom (LW), 1977-79         | 135            | 31  | 41  | 72   | 12  | --       | -- | -- | --  | --  |
| 15         | Ron Handy (LW), 1987-88                | 4              | 0   | 1   | 1    | 0   | --       | -- | -- | --  | --  |
| 26         | Michal Handzus (C), 1998-2001          | 183            | 39  | 54  | 93   | 86  | 18       | 0  | 5  | 5   | 14  |
| 29, 31     | Glen Hanlon (G), 1981-83               | 16             | 0   | 0   | 0    | 0   | --       | -- | -- | --  | --  |
| 12         | Richie Hansen (C), 1981-83             | 2              | 0   | 2   | 2    | 0   | --       | -- | -- | --  | --  |
| 22         | Nick Harbaruk (RW), 1973-74            | 56             | 5   | 14  | 19   | 16  | --       | -- | -- | --  | --  |
| 37         | Scott Harlow (LW), 1987-88             | 1              | 0   | 1   | 1    | 0   | --       | -- | -- | --  | --  |
| 2          | Terry Harper (D), 1979-80              | 11             | 1   | 5   | 6    | 6   | 3        | 0  | 0  | 0   | 2   |
| 2          | Ted Harris (D), 1973-74                | 24             | 0   | 4   | 4    | 16  | --       | -- | -- | --  | --  |
| 2, 29      | Gerry Hart (D), 1980-83                | 106            | 4   | 12  | 16   | 236 | 20       | 0  | 3  | 3   | 60  |

# Team & Individual Results, Records & Stats

## All-Time Roster

| NO.        | NAME AND POSITION                       | REGULAR SEASON |           |           |           |            | PLAYOFFS  |           |           |           |           |
|------------|---|----------------|-----------|-----------|-----------|------------|-----------|-----------|-----------|-----------|-----------|
|            |   | GP             | G         | A         | TP        | PIM        | GP        | G         | A         | TP        | PIM       |
| 2          | Doug Harvey (D), 1968-69                | 70             | 2         | 20        | 22        | 30         | 8         | 0         | 4         | 4         | 12        |
| 10, 12     | Dale Hawerchuk (C), 1995-96             | 66             | 13        | 28        | 41        | 22         | --        | --        | --        | --        | --        |
| 29, 40     | Guy Hebert (G), 1991-93                 | 37             | 0         | 1         | 1         | 2          | 1         | 0         | 0         | 0         | 0         |
| 17, 55     | Jochen Hecht (LW), 1998-2001            | 138            | 32        | 46        | 78        | 76         | 27        | 8         | 10        | 18        | 6         |
| 44         | Bret Hedican (D), 1991-94               | 107            | 1         | 19        | 20        | 94         | 15        | 0         | 0         | 0         | 14        |
| 9          | Jeff Heerema (RW), 2003-04              | 22             | 1         | 2         | 3         | 4          | --        | --        | --        | --        | --        |
| 30, 31     | Rick Heinz (G), 1980-85                 | 46             | 0         | 1         | 1         | 6          | 1         | 0         | 0         | 0         | 0         |
| 36         | Bryan Helmer (D), 1998-2000             | 44             | 1         | 5         | 6         | 29         | --        | --        | --        | --        | --        |
| 53         | Colin Hemingway (LW), 2005-06           | 3              | 0         | 0         | 0         | 0          | --        | --        | --        | --        | --        |
| 21         | Camille Henry (C), 1968-70              | 68             | 18        | 24        | 42        | 8          | 11        | 2         | 5         | 7         | 0         |
| 23, 34     | Bob Hess (D), 1974-79, 1980-81          | 293            | 27        | 87        | 114       | 164        | 3         | 0         | 1         | 1         | 2         |
| 18, 61     | Pat Hickey (LW), 1982-85                | 125            | 19        | 24        | 43        | 56         | 14        | 1         | 1         | 2         | 8         |
| 6          | Sean Hill (D), 2000-02                  | 71             | 1         | 13        | 14        | 79         | 15        | 0         | 1         | 1         | 12        |
| 13, 58     | Dan Hinote (RW), 2006-2009              | 150            | 11        | 14        | 25        | 129        | 3         | 0         | 0         | 0         | 4         |
| 22, 59     | Jeff Hoggan (RW), 2005-06               | 52             | 2         | 6         | 8         | 34         | --        | --        | --        | --        | --        |
| 44         | Terry Hollinger (D), 1993-95            | 7              | 0         | 0         | 0         | 2          | --        | --        | --        | --        | --        |
| 35         | Chris Holt (G), 2008-09                 | 1              | 0         | 0         | 0         | 0          | --        | --        | --        | --        | --        |
| 21         | Gary Holt (LW), 1977-78                 | 49             | 7         | 4         | 11        | 81         | --        | --        | --        | --        | --        |
| 25         | Ron Hoover (C), 1991-92                 | 1              | 0         | 0         | 0         | 0          | --        | --        | --        | --        | --        |
| 17, 24, 25 | Larry Hornung (D), 1970-72              | 48             | 2         | 9         | 11        | 10         | 11        | 0         | 2         | 2         | 2         |
| 33         | Bill Houlder (D), 1994-95               | 41             | 5         | 13        | 18        | 20         | 4         | 1         | 1         | 2         | 0         |
| 6          | Phil Housley (D), 1993-94               | 26             | 7         | 15        | 22        | 12         | 4         | 2         | 1         | 3         | 4         |
| 26         | Dave Hrechkosy (LW), 1975-77            | 28             | 4         | 5         | 9         | 2          | 3         | 1         | 0         | 1         | 2         |
| 29         | Jim Hrivnak (G), 1993-94                | 23             | 0         | 1         | 1         | 2          | --        | --        | --        | --        | --        |
| 18         | Tony Hrkac (C), 1986-90, 1993-94        | 201            | 39        | 82        | 121       | 46         | 21        | 7         | 2         | 9         | 4         |
| 3, 12, 26  | Fran Huck (C), 1970-71, 1972-73         | 87             | 23        | 28        | 51        | 38         | 11        | 3         | 4         | 7         | 2         |
| 2          | Fred Hucul (D), 1967-68                 | 43             | 2         | 13        | 15        | 30         | --        | --        | --        | --        | --        |
| 22         | Charlie Huddy (D), 1995-96              | 12             | 0         | 0         | 0         | 6          | 13        | 1         | 0         | 1         | 8         |
| 15         | Mike Hudson (C/LW), 1995-96             | 32             | 3         | 12        | 15        | 26         | 2         | 0         | 1         | 1         | 4         |
| 3          | Brent Hughes (LW), 1972-74              | 10             | 1         | 1         | 2         | 0          | --        | --        | --        | --        | --        |
| 18         | Pat Hughes (RW), 1986-87                | 43             | 1         | 5         | 6         | 26         | --        | --        | --        | --        | --        |
| 16         | Brett Hull (RW), 1987-98                | 744            | 527       | 409       | 936       | 286        | 102       | 67        | 50        | 117       | 51        |
| 20         | Mark Hunter (RW), 1985-88               | 218            | 112       | 94        | 206       | 476        | 29        | 9         | 13        | 22        | 82        |
| 1, 22, 30  | Robbie Irons (G), 1968-69               | 1              | 0         | 0         | 0         | 0          | --        | --        | --        | --        | --        |
| 27         | Ted Irvine (LW), 1975-77                | 138            | 24        | 27        | 51        | 118        | 6         | 0         | 2         | 2         | 4         |
| 1          | Pat Jablonski (G), 1989-92, 1995-96     | 23             | 0         | 1         | 1         | 4          | 3         | 0         | 0         | 0         | 0         |
| <b>5</b>   | <b>Barret Jackman (D), 2001-Present</b> | <b>391</b>     | <b>17</b> | <b>79</b> | <b>96</b> | <b>648</b> | <b>12</b> | <b>0</b>  | <b>1</b>  | <b>1</b>  | <b>21</b> |
| 15         | Craig Janney (C), 1991-95               | 186            | 48        | 185       | 233       | 38         | 21        | 3         | 18        | 21        | 0         |
| <b>55</b>  | <b>Cam Janssen (RW), 2007-Present</b>   | <b>68</b>      | <b>1</b>  | <b>4</b>  | <b>5</b>  | <b>149</b> | <b>1</b>  | <b>0</b>  | <b>0</b>  | <b>0</b>  | <b>0</b>  |
| 12         | Jaroslav Jirik (LW), 1969-70            | 3              | 0         | 0         | 0         | 0          | --        | --        | --        | --        | --        |
| 31         | Bob Johnson (G), 1972-73                | 12             | 0         | 0         | 0         | 17         | --        | --        | --        | --        | --        |
| 1, 35      | Brent Johnson (G), 1998-99, 2000-04     | 143            | 0         | 5         | 5         | 6          | 12        | 0         | 0         | 0         | 4         |
| 23         | Craig Johnson (LW), 1994-96             | 64             | 11        | 10        | 21        | 36         | 1         | 0         | 0         | 0         | 2         |
| <b>6</b>   | <b>Erik Johnson (D), 2007-Present</b>   | <b>69</b>      | <b>5</b>  | <b>28</b> | <b>33</b> | <b>28</b>  | <b>--</b> | <b>--</b> | <b>--</b> | <b>--</b> | <b>--</b> |
| 10         | Mark Johnson (C), 1984-85               | 17             | 4         | 6         | 10        | 2          | 3         | 0         | 1         | 1         | 0         |
| 20         | Mike Johnson (RW), 2007-08              | 21             | 2         | 3         | 5         | 8          | --        | --        | --        | --        | --        |
| 17         | Ryan Johnson (C), 2002-08               | 289            | 19        | 30        | 49        | 122        | 9         | 0         | 2         | 2         | 6         |
| 26         | Terry Johnson (D), 1983-86              | 188            | 2         | 17        | 19        | 350        | 14        | 0         | 1         | 1         | 44        |

## All-Time Roster

| NO.        | NAME AND POSITION                      | REGULAR SEASON |           |           |           |            | PLAYOFFS |    |    |    |     |
|------------|--|----------------|-----------|-----------|-----------|------------|----------|----|----|----|-----|
|            |  | GP             | G         | A         | TP        | PIM        | GP       | G  | A  | TP | PIM |
| 1          | Eddie Johnston (G), 1974-78            | 118            | 0         | 0         | 0         | 0          | 4        | 0  | 0  | 0  | 0   |
| 31         | Curtis Joseph (G), 1989-95             | 280            | 0         | 17        | 17        | 24         | 34       | 0  | 2  | 2  | 4   |
| <b>53</b>  | <b>Jonas Junland (D), 2008-Present</b> | <b>1</b>       | <b>0</b>  | <b>0</b>  | <b>0</b>  | <b>2</b>   | --       | -- | -- | -- | --  |
| 17, 22, 24 | Gordon Kannegiesser (D), 1967-72       | 23             | 0         | 1         | 1         | 15         | --       | -- | -- | -- | --  |
| 12         | Vitali Karamnov (LW), 1992-95          | 92             | 12        | 20        | 32        | 65         | 2        | 0  | 0  | 0  | 2   |
| <b>9</b>   | <b>Paul Kariya (LW), 2007-Present</b>  | <b>93</b>      | <b>18</b> | <b>62</b> | <b>80</b> | <b>52</b>  | --       | -- | -- | -- | --  |
| 7          | Alexei Kasatonov (D), 1993-94          | 8              | 0         | 2         | 2         | 19         | 4        | 2  | 0  | 2  | 2   |
| 17         | Ed Kea (D), 1979-83                    | 267            | 8         | 53        | 61        | 225        | 24       | 2  | 3  | 5  | 30  |
| 12, 25     | Mike Keane (RW), 2001-02               | 56             | 4         | 6         | 10        | 22         | --       | -- | -- | -- | --  |
| 18, 21     | Larry Keenan (LW), 1967-71             | 152            | 28        | 43        | 71        | 18         | 46       | 15 | 16 | 31 | 12  |
| 24         | J. Bob Kelly (LW), 1973-74             | 37             | 9         | 8         | 17        | 45         | --       | -- | -- | -- | --  |
| 12         | Chris Kenady (RW), 1997-98             | 5              | 0         | 2         | 2         | 0          | --       | -- | -- | -- | --  |
| 29         | Alexander Khavanov (D), 2000-04        | 284            | 21        | 69        | 90        | 173        | 26       | 5  | 5  | 10 | 18  |
| 13         | Yuri Khmylev (LW), 1995-97             | 9              | 1         | 1         | 2         | 2          | 6        | 1  | 1  | 2  | 4   |
| 29         | Darin Kimble (RW), 1990-92             | 72             | 2         | 4         | 6         | 294        | 18       | 0  | 0  | 0  | 45  |
| 12         | Derek King (LW), 1999-2000             | 19             | 2         | 7         | 9         | 6          | --       | -- | -- | -- | --  |
| <b>19</b>  | <b>D.J. King (LW), 2006-Present</b>    | <b>89</b>      | <b>4</b>  | <b>1</b>  | <b>5</b>  | <b>152</b> | --       | -- | -- | -- | --  |
| 28         | Ralph Klassen (C), 1979-84             | 225            | 18        | 37        | 55        | 45         | 24       | 4  | 2  | 6  | 12  |
| 33         | Fred Knipscheer (C), 1995-96           | 1              | 0         | 0         | 0         | 2          | --       | -- | -- | -- | --  |
| 33         | David Koci (LW), 2008-09               | 4              | 0         | 0         | 0         | 9          | --       | -- | -- | -- | --  |
| 6          | Tom Koivisto (D), 2002-03              | 22             | 2         | 4         | 6         | 10         | --       | -- | -- | -- | --  |
| 20         | Neil Komadoski (D), 1977-80            | 124            | 3         | 22        | 25        | 155        | --       | -- | -- | -- | --  |
| 38         | Igor Korolev (C), 1992-94              | 147            | 10        | 33        | 43        | 60         | 5        | 0  | 0  | 0  | 0   |
| 5          | Igor Kravchuk (D), 1995-97             | 122            | 7         | 36        | 43        | 59         | 12       | 1  | 5  | 6  | 6   |
| 9          | Murry Kuntz (LW), 1974-75              | 7              | 1         | 2         | 3         | 0          | --       | -- | -- | -- | --  |
| 9, 36      | Neil Labatte (C/D), 1978-79, 1981-82   | 26             | 0         | 2         | 2         | 19         | --       | -- | -- | -- | --  |
| 40         | Nathan LaFayette (C), 1993-94          | 38             | 2         | 3         | 5         | 14         | --       | -- | -- | -- | --  |
| 46         | Christian Laflamme (D), 2001-04        | 71             | 0         | 11        | 11        | 69         | 5        | 0  | 0  | 0  | 4   |
| 16         | Roger Lafreniere (LW), 1972-73         | 10             | 0         | 0         | 0         | 0          | --       | -- | -- | -- | --  |
| 40         | Patrick Lalime (G), 2005-06            | 31             | 0         | 0         | 0         | 0          | --       | -- | -- | -- | --  |
| 26         | Mike Lalor (D), 1988-90                | 114            | 1         | 30        | 31        | 135        | 22       | 1  | 3  | 4  | 45  |
| 4, 33      | Dick Lamby (D), 1978-81                | 22             | 0         | 5         | 5         | 22         | --       | -- | -- | -- | --  |
| 10, 19     | Mike Lampman (LW), 1972-74             | 33             | 3         | 3         | 6         | 2          | --       | -- | -- | -- | --  |
| 41         | Dan Laperriere (D), 1992-95            | 29             | 1         | 4         | 5         | 23         | --       | -- | -- | -- | --  |
| 22         | Ian Laperriere (C/RW), 1993-96         | 71             | 16        | 20        | 36        | 172        | 7        | 0  | 4  | 4  | 21  |
| 4, 5       | Guy Lapointe (D), 1981-83              | 62             | 3         | 29        | 32        | 47         | 11       | 1  | 1  | 2  | 17  |
| 18         | Rick Lapointe (D), 1979-82             | 231            | 16        | 64        | 80        | 338        | 14       | 2  | 3  | 5  | 24  |
| 30         | Michel Larocque (G), 1983-84           | 6              | 0         | 0         | 0         | 2          | --       | -- | -- | -- | --  |
| 12         | Claude Larose (RW), 1974-78            | 272            | 60        | 74        | 134       | 128        | 9        | 2  | 1  | 3  | 0   |
| 7          | Don (Red) Laurence (C), 1979-80        | 20             | 1         | 2         | 3         | 8          | --       | -- | -- | -- | --  |
| 16         | Kevin LaVallee (LW), 1984-86           | 102            | 33        | 37        | 70        | 16         | 13       | 2  | 2  | 4  | 6   |
| 16         | Brian Lavender (LW), 1971-72           | 46             | 5         | 11        | 16        | 54         | 3        | 0  | 0  | 0  | 2   |
| 34, 38     | Dominic Lavoie (D), 1988-92            | 26             | 2         | 4         | 6         | 28         | --       | -- | -- | -- | --  |
| 27         | Steve Leach (RW), 1995-97              | 31             | 4         | 5         | 9         | 46         | 17       | 3  | 2  | 5  | 43  |
| 38         | Gary Leeman (RW), 1996-97              | 2              | 0         | 1         | 1         | 0          | --       | -- | -- | -- | --  |
| 25         | Chuck Lefley (LW), 1974-77, 1979-81    | 233            | 83        | 104       | 187       | 77         | 5        | 2  | 2  | 4  | 4   |
| 34         | Manny Legace (G), 2006-2009            | 140            | 0         | 2         | 2         | 6          | --       | -- | -- | -- | --  |
| 23         | Alain Lemieux (C), 1981-85             | 81             | 17        | 33        | 50        | 24         | 4        | 0  | 1  | 1  | 0   |

# Team & Individual Results, Records & Stats

## All-Time Roster

| NO.          | NAME AND POSITION                      | REGULAR SEASON |           |           |            |            | PLAYOFFS |          |          |          |          |
|--------------|--|----------------|-----------|-----------|------------|------------|----------|----------|----------|----------|----------|
|              |  | GP             | G         | A         | TP         | PIM        | GP       | G        | A        | TP       | PIM      |
| 15, 16       | Jocelyn Lemieux (RW), 1986-88          | 76             | 11        | 8         | 19         | 136        | 10       | 0        | 1        | 1        | 21       |
| 2            | Craig Levie (D), 1984-85               | 61             | 6         | 23        | 29         | 33         | 1        | 0        | 0        | 0        | 0        |
| 6            | Doug Lidster (D), 1994-95              | 37             | 2         | 7         | 9          | 12         | 4        | 0        | 0        | 0        | 2        |
| 1            | Mike Liut (G), 1979-85                 | 347            | 0         | 7         | 7          | 10         | 39       | 0        | 0        | 0        | 0        |
| 19           | Jim Lorentz (C/RW), 1970-72            | 88             | 19        | 22        | 41         | 46         | 6        | 0        | 1        | 1        | 4        |
| 34           | Reed Low (RW), 2000-04                 | 250            | 3         | 16        | 19         | 694        | --       | --       | --       | --       | --       |
| 10, 12       | Dave Lowry (LW), 1988-93               | 311            | 53        | 51        | 104        | 432        | 52       | 5        | 11       | 16       | 112      |
| 17           | Bernie Lukowich (D), 1974-75           | 26             | 4         | 5         | 9          | 2          | 2        | 0        | 0        | 0        | 0        |
| 15           | Shane MacEachern (C), 1987-88          | 1              | 0         | 0         | 0          | 0          | --       | --       | --       | --       | --       |
| 2            | Al MacInnis (D), 1994-2004             | 613            | 127       | 325       | 452        | 551        | 82       | 14       | 44       | 58       | 102      |
| 23, 26       | Dave Mackey (LW), 1991-94              | 64             | 4         | 7         | 11         | 128        | 3        | 0        | 0        | 0        | 2        |
| 15, 25       | Paul MacLean (RW), 1980-81, 1989-91    | 116            | 40        | 44        | 84         | 124        | 13       | 4        | 3        | 7        | 20       |
| 21           | Bob MacMillan (RW), 1975-78            | 188            | 46        | 83        | 129        | 75         | 7        | 0        | 2        | 2        | 0        |
| 21           | Bernie MacNeil (LW), 1973-74           | 4              | 0         | 0         | 0          | 0          | --       | --       | --       | --       | --       |
| 22, 23       | Craig MacTavish (C), 1995-97           | 63             | 2         | 6         | 8          | 41         | 14       | 0        | 2        | 2        | 8        |
| 25           | Connie Madigan (D), 1972-73            | 20             | 0         | 3         | 3          | 25         | 5        | 0        | 0        | 0        | 4        |
| 12           | Wayne Maki (LW), 1969-70               | 16             | 2         | 1         | 3          | 4          | --       | --       | --       | --       | --       |
| 19           | John Markell (LW), 1983-84             | 2              | 0         | 0         | 0          | 0          | --       | --       | --       | --       | --       |
| 44           | Mario Marios (D), 1990-92              | 81             | 2         | 15        | 17         | 119        | 9        | 0        | 0        | 0        | 37       |
| 15           | Gilles Marotte (D), 1976-77            | 47             | 3         | 4         | 7          | 26         | --       | --       | --       | --       | --       |
| 25           | Jason Marshall (D), 1991-92            | 2              | 1         | 0         | 1          | 4          | --       | --       | --       | --       | --       |
| 30           | Seth Martin (G), 1967-68               | 30             | 0         | 1         | 1          | 0          | 2        | 0        | 0        | 0        | 0        |
| 12           | Steve Martins (C), 2002-04             | 53             | 4         | 3         | 7          | 40         | 3        | 0        | 1        | 1        | 0        |
| <b>50</b>    | <b>Chris Mason (G), 2008-Present</b>   | <b>57</b>      | <b>0</b>  | <b>1</b>  | <b>1</b>   | <b>0</b>   | <b>4</b> | <b>0</b> | <b>0</b> | <b>0</b> | <b>0</b> |
| 24, 26, 27   | Jamie Masters (D), 1975-77, 1978-79    | 33             | 1         | 13        | 14         | 2          | 2        | 0        | 0        | 0        | 0        |
| 32, 33       | Stephane Matteau (LW), 1995-97         | 120            | 23        | 33        | 56         | 115        | 16       | 0        | 2        | 2        | 8        |
| 4            | Bryan Maxwell (D), 1979-81             | 97             | 4         | 21        | 25         | 249        | 12       | 0        | 1        | 1        | 63       |
| 1            | Darrell May (G), 1985-86, 1987-88      | 6              | 0         | 1         | 1          | 2          | --       | --       | --       | --       | --       |
| 21           | Jamal Mayers (RW), 1996-2008           | 595            | 71        | 87        | 158        | 756        | 48       | 5        | 8        | 13       | 20       |
| 37           | Dean McAmmond, (C) 2005-06             | 78             | 15        | 22        | 37         | 32         | --       | --       | --       | --       | --       |
| 19           | Chris McApline (D), 1996-2000          | 141            | 5         | 9         | 14         | 124        | 27       | 0        | 1        | 1        | 18       |
| <b>18, 9</b> | <b>Jay McClement (C), 2005-Present</b> | <b>311</b>     | <b>35</b> | <b>76</b> | <b>111</b> | <b>140</b> | <b>4</b> | <b>0</b> | <b>0</b> | <b>0</b> | <b>4</b> |
| 24           | Bob McCord (D), 1972-73                | 43             | 1         | 13        | 14         | 33         | --       | --       | --       | --       | --       |
| 15           | Bill McCreary (LW), 1967-71            | 282            | 50        | 57        | 107        | 104        | 48       | 6        | 16       | 22       | 14       |
| 24           | Jim McCrimmon (D), 1974-75             | 2              | 0         | 0         | 0          | 0          | --       | --       | --       | --       | --       |
| 20           | Ab McDonald (LW), 1968-71              | 152            | 46        | 56        | 102        | 26         | 28       | 7        | 11       | 18       | 23       |
| <b>10</b>    | <b>Andy McDonald (C), 2007-Present</b> | <b>95</b>      | <b>29</b> | <b>51</b> | <b>80</b>  | <b>56</b>  | <b>4</b> | <b>1</b> | <b>3</b> | <b>4</b> | <b>0</b> |
| 30           | Peter McDuffe (G), 1971-72             | 10             | 0         | 0         | 0          | 0          | 1        | 0        | 0        | 0        | 0        |
| 77, 74       | Jay McKee (D), 2006-2009               | 158            | 3         | 14        | 17         | 98         | 4        | 0        | 0        | 0        | 4        |
| 10           | Tony McKegney (LW), 1987-89            | 151            | 65        | 55        | 120        | 140        | 12       | 3        | 7        | 10       | 8        |
| 17           | Don McKenney (C), 1967-68              | 39             | 9         | 20        | 29         | 4          | 6        | 1        | 1        | 2        | 2        |
| 80           | Steve McLaren (LW), 2003-04            | 6              | 0         | 0         | 0          | 25         | --       | --       | --       | --       | --       |
| 29           | Jamie McLennan (G), 1997-2000          | 82             | 0         | 0         | 0          | 6          | 2        | 0        | 0        | 0        | 6        |
| 1            | Jim McLeod (G), 1971-72                | 16             | 0         | 1         | 1          | 0          | --       | --       | --       | --       | --       |
| 29           | Gord McTavish (C), 1978-79             | 1              | 0         | 0         | 0          | 0          | --       | --       | --       | --       | --       |
| 17           | Basil McRae (LW), 1992-96              | 112            | 3         | 11        | 14         | 313        | 22       | 2        | 2        | 4        | 40       |
| 22           | Rick Meagher (C), 1985-91              | 413            | 73        | 88        | 161        | 264        | 62       | 8        | 7        | 15       | 41       |
| 19           | Scott Mellanby (RW), 2000-04           | 235            | 62        | 75        | 137        | 370        | 35       | 10       | 8        | 18       | 47       |

## All-Time Roster

| NO.                | NAME AND POSITION                     | REGULAR SEASON |           |           |           |           | PLAYOFFS |          |          |          |          |
|--------------------|---------------------------------------|----------------|-----------|-----------|-----------|-----------|----------|----------|----------|----------|----------|
|                    |                                       | GP             | G         | A         | TP        | PIM       | GP       | G        | A        | TP       | PIM      |
| 16                 | Gerry Melnyk (C), 1967-68             | 73             | 15        | 35        | 50        | 14        | --       | --       | --       | --       | --       |
| 10, 19, 20         | Wayne Merrick (C), 1972-76            | 209            | 65        | 79        | 144       | 99        | 7        | 1        | 2        | 3        | 2        |
| 22                 | Glen Metropolit (C), 2006-07          | 20             | 2         | 3         | 5         | 14        | --       | --       | --       | --       | --       |
| 12                 | Joe Micheletti (D), 1979-82           | 137            | 9         | 54        | 63        | 110       | 11       | 1        | 11       | 12       | 10       |
| 37                 | Kevin Miehm (C), 1992-94              | 22             | 1         | 4         | 5         | 8         | 2        | 0        | 1        | 1        | 0        |
| 29                 | Greg Millen (G), 1984-90              | 209            | 0         | 3         | 3         | 28        | 35       | 0        | 0        | 0        | 4        |
| 14                 | Kevin Miller (C), 1992-95             | 162            | 49        | 52        | 101       | 148       | 13       | 1        | 3        | 4        | 15       |
| 54                 | Tomas Mojzis (D), 2006-07             | 6              | 1         | 0         | 1         | 0         | --       | --       | --       | --       | --       |
| 26, 27             | Sergio Momesso (LW), 1988-91, 1996-97 | 222            | 44        | 70        | 114       | 506       | 25       | 5        | 7        | 12       | 93       |
| 23                 | Hartland Monahan (RW), 1979-81        | 97             | 9         | 14        | 23        | 40        | --       | --       | --       | --       | --       |
| 41                 | Michel Mongeau (C), 1989-92           | 50             | 5         | 18        | 23        | 8         | 2        | 0        | 1        | 1        | 0        |
| 10                 | Jim Montgomery (C), 1993-94           | 67             | 6         | 14        | 20        | 44        | --       | --       | --       | --       | --       |
| 12                 | Dickie Moore (LW), 1967-68            | 27             | 5         | 3         | 8         | 9         | 18       | 7        | 7        | 14       | 15       |
| 10                 | George Morrison (LW), 1970-72         | 115            | 17        | 21        | 38        | 13        | 3        | 0        | 0        | 0        | 0        |
| 7                  | Joe Mullen (RW), 1979-86              | 301            | 151       | 184       | 335       | 45        | 20       | 9        | 11       | 20       | 4        |
| 25                 | Bob Murdoch (D), 1978-79              | 54             | 13        | 13        | 26        | 17        | --       | --       | --       | --       | --       |
| 17, 21             | Joe Murphy (RW), 1996-98              | 102            | 24        | 34        | 58        | 91        | 6        | 1        | 1        | 2        | 10       |
| 14                 | Mike Murphy (RW), 1971-73             | 127            | 38        | 50        | 88        | 67        | 11       | 2        | 3        | 5        | 6        |
| 1, 30              | Phil Myre (G), 1977-79                | 83             | 0         | 2         | 2         | 16        | --       | --       | --       | --       | --       |
| 12, 47             | Ladislav Nagy (LW), 1999-2001         | 51             | 10        | 12        | 22        | 22        | 6        | 1        | 1        | 2        | 0        |
| 9                  | Tyson Nash (LW), 1998-2003            | 255            | 24        | 26        | 50        | 479       | 23       | 3        | 2        | 5        | 52       |
| 27                 | Ric Nattress (D), 1985-87             | 151            | 10        | 42        | 52        | 76        | 24       | 1        | 4        | 5        | 26       |
| 27                 | Vaclav Nedomansky (RW), 1982-83       | 22             | 2         | 9         | 11        | 2         | --       | --       | --       | --       | --       |
| 93                 | Petr Nedved (C), 1993-94              | 19             | 6         | 14        | 20        | 8         | 4        | 0        | 1        | 1        | 4        |
| 20, 68             | Eric Nickulas (RW), 2002-04           | 52             | 7         | 12        | 19        | 50        | --       | --       | --       | --       | --       |
| 32                 | Ville Nieminen (LW), 2006-07          | 14             | 0         | 0         | 0         | 29        | --       | --       | --       | --       | --       |
| 32                 | Jim Nill (RW), 1981-82                | 61             | 9         | 12        | 21        | 127       | --       | --       | --       | --       | --       |
| 28                 | Brian Noonan (RW), 1995-97            | 94             | 15        | 27        | 42        | 84        | 13       | 4        | 1        | 5        | 10       |
| 27                 | Robert Nordmark (D), 1987-88          | 67             | 3         | 18        | 21        | 60        | --       | --       | --       | --       | --       |
| 20                 | Joe Noris (C/D), 1972-73              | 2              | 0         | 0         | 0         | 0         | --       | --       | --       | --       | --       |
| 5                  | Jeff Norton (D), 1994-96              | 64             | 6         | 25        | 31        | 59        | 7        | 1        | 1        | 2        | 11       |
| 5                  | Craig Norwich (D), 1980-81            | 23             | 4         | 12        | 16        | 14        | --       | --       | --       | --       | --       |
| 20, 23             | Lee Norwood (D), 1985-86, 1991-93     | 147            | 11        | 42        | 53        | 291       | 20       | 2        | 8        | 10       | 64       |
| 12                 | Adam Oates (C), 1989-92               | 195            | 58        | 228       | 286       | 71        | 25       | 9        | 25       | 34       | 14       |
| 43                 | Jaroslav Obsut (D), 2000-01           | 4              | 0         | 0         | 0         | 0         | --       | --       | --       | --       | --       |
| 20                 | Gerry Odrowski (D), 1971-72           | 55             | 1         | 2         | 3         | 8         | 11       | 0        | 0        | 0        | 8        |
| 10, 22, 25, 26, 35 | Brian Ogilvie (C), 1974-79            | 78             | 14        | 19        | 33        | 25        | --       | --       | --       | --       | --       |
| 35                 | Christer Olsson (D), 1995-97          | 31             | 2         | 9         | 11        | 14        | 3        | 0        | 0        | 0        | 0        |
| 32                 | Vladimir Orszagh (RW), 2005-06        | 16             | 4         | 5         | 9         | 14        | --       | --       | --       | --       | --       |
| 28                 | Keith Osborne (RW), 1989-90           | 5              | 0         | 2         | 2         | 8         | --       | --       | --       | --       | --       |
| 30                 | Chris Osgood (G), 2002-04             | 76             | 0         | 0         | 0         | 10        | 12       | 0        | 1        | 1        | 4        |
| 22                 | Danny O'Shea (C), 1971-73             | 95             | 15        | 29        | 44        | 41        | 15       | 0        | 2        | 2        | 38       |
| 21                 | Kevin O'Shea (RW), 1971-73            | 41             | 3         | 5         | 8         | 33        | 12       | 2        | 1        | 3        | 10       |
| <b>74</b>          | <b>T.J. Oshie (C), 2008-Present</b>   | <b>57</b>      | <b>14</b> | <b>25</b> | <b>39</b> | <b>30</b> | <b>4</b> | <b>0</b> | <b>0</b> | <b>0</b> | <b>2</b> |
| 1, 30              | Ted Ouimet (G), 1968-69               | 1              | 0         | 0         | 0         | 0         | --       | --       | --       | --       | --       |
| <b>65</b>          | <b>Cam Paddock (C), 2008-Present</b>  | <b>16</b>      | <b>2</b>  | <b>1</b>  | <b>3</b>  | <b>0</b>  | --       | --       | --       | --       | --       |
| 14, 19, 24, 27     | Doug Palazzari (C), 1974-75, 1976-79  | 108            | 18        | 20        | 38        | 23        | 2        | 0        | 0        | 0        | 0        |
| 26, 63             | Justin Papineau (C), 2001-03          | 12             | 2         | 1         | 3         | 0         | --       | --       | --       | --       | --       |

# Team & Individual Results, Records & Stats

## All-Time Roster

| NO.            | NAME AND POSITION                         | REGULAR SEASON |           |           |           |           | PLAYOFFS |          |          |          |          |
|----------------|---|----------------|-----------|-----------|-----------|-----------|----------|----------|----------|----------|----------|
|                |   | GP             | G         | A         | TP        | PIM       | GP       | G        | A        | TP       | PIM      |
| 30             | Rich Parent (G), 1997-99                  | 11             | 0         | 0         | 0         | 2         | --       | --       | --       | --       | --       |
| 24             | Michel Parizeau (C), 1971-72              | 21             | 1         | 2         | 3         | 8         | --       | --       | --       | --       | --       |
| 28             | Greg Paslawski (RW), 1983-89              | 330            | 109       | 99        | 208       | 105       | 47       | 15       | 10       | 25       | 25       |
| 6              | Larry Patey (C), 1975-84                  | 603            | 123       | 136       | 259       | 524       | 35       | 8        | 9        | 17       | 51       |
| 27             | Craig Patrick (RW), 1974-75               | 43             | 6         | 9         | 15        | 6         | 2        | 0        | 1        | 1        | 0        |
| 3              | Glenn Patrick (D), 1973-74                | 1              | 0         | 0         | 0         | 2         | --       | --       | --       | --       | --       |
| 35             | Jim Pavese (D), 1981-88                   | 263            | 10        | 34        | 44        | 487       | 29       | 0        | 5        | 5        | 66       |
| 12, 27         | Rob Pearson (RW), 1995-97                 | 45             | 7         | 6         | 13        | 91        | 2        | 0        | 0        | 0        | 14       |
| 18, 33, 36, 39 | Scott Pellerin (LW), 1996-2000, 2003-04   | 296            | 44        | 67        | 111       | 189       | 31       | 1        | 2        | 3        | 22       |
| 20             | Mike Peluso (LW), 1996-97                 | 44             | 2         | 3         | 5         | 158       | 5        | 0        | 0        | 0        | 25       |
| 22             | Joel Perrault (C), 2006-07                | 11             | 0         | 0         | 0         | 0         | --       | --       | --       | --       | --       |
| <b>57</b>      | <b>David Perron (C), 2007-Present</b>     | <b>143</b>     | <b>28</b> | <b>49</b> | <b>77</b> | <b>88</b> | <b>4</b> | <b>1</b> | <b>1</b> | <b>2</b> | <b>4</b> |
| 7, 28          | Ricard Persson (D), 1996-2000             | 149            | 5         | 28        | 33        | 177       | 22       | 1        | 3        | 4        | 44       |
| 36             | Robert Petrovicky (C), 1996-97            | 44             | 7         | 12        | 19        | 10        | 2        | 0        | 0        | 0        | 0        |
| 22             | Jorgen Pettersson (LW), 1980-85           | 365            | 161       | 171       | 332       | 105       | 36       | 14       | 10       | 24       | 2        |
| 34             | Michel Picard (LW), 1997-99               | 61             | 12        | 19        | 31        | 45        | 5        | 0        | 0        | 0        | 0        |
| 4, 12          | Noel Picard (D), 1967-73                  | 278            | 12        | 46        | 58        | 540       | 47       | 2        | 10       | 12       | 167      |
| 9              | Roger Picard (RW), 1967-68                | 15             | 2         | 2         | 4         | 21        | --       | --       | --       | --       | --       |
| 2              | Dave Pichette (D), 1983-84                | 23             | 0         | 11        | 11        | 6         | 9        | 1        | 2        | 3        | 18       |
| <b>27</b>      | <b>Alex Pietrangelo (D), 2008-Present</b> | <b>8</b>       | <b>0</b>  | <b>1</b>  | <b>1</b>  | <b>2</b>  | --       | --       | --       | --       | --       |
| 47             | Rich Pilon (D), 2001-02                   | 8              | 0         | 2         | 2         | 9         | --       | --       | --       | --       | --       |
| 8              | Barclay Plager (D), 1967-77               | 614            | 44        | 187       | 231       | 1115      | 68       | 3        | 20       | 23       | 182      |
| 22, 23         | Billy Plager (D), 1968-72                 | 127            | 2         | 18        | 20        | 141       | 19       | 0        | 0        | 0        | 18       |
| 5              | Bob Plager (D), 1967-78                   | 615            | 20        | 121       | 141       | 762       | 74       | 2        | 17       | 19       | 195      |
| 1, 30          | Jacques Plante (G), 1968-70               | 69             | 0         | 2         | 2         | 2         | 16       | 0        | 1        | 1        | 2        |
| 16             | Pierre Plante (RW), 1972-77               | 357            | 104       | 112       | 216       | 420       | 14       | 2        | 0        | 2        | 31       |
| 30             | Michel Plasse (G), 1970-71                | 1              | 0         | 0         | 0         | 0         | --       | --       | --       | --       | --       |
| 23             | Adrien Plavsic (D), 1989-90               | 4              | 0         | 1         | 1         | 2         | --       | --       | --       | --       | --       |
| 33             | Steve Poapst (D), 2005-06                 | 41             | 0         | 1         | 1         | 37        | --       | --       | --       | --       | --       |
| 25             | Shjon Podein (LW), 2001-03                | 91             | 6         | 10        | 16        | 30        | 17       | 0        | 1        | 1        | 12       |
| 20             | Rudy Poeschek (D), 1997-2000              | 78             | 1         | 7         | 8         | 121       | 2        | 0        | 0        | 0        | 6        |
| 25             | Johnny Pohl (C), 2003-04                  | 1              | 0         | 0         | 0         | 0         | --       | --       | --       | --       | --       |
| <b>46</b>      | <b>Roman Polak (D), 2006-Present</b>      | <b>94</b>      | <b>1</b>  | <b>15</b> | <b>16</b> | <b>51</b> | <b>4</b> | <b>0</b> | <b>0</b> | <b>0</b> | <b>0</b> |
| 9              | Greg Polis (LW), 1973-74                  | 37             | 8         | 12        | 20        | 24        | --       | --       | --       | --       | --       |
| 9              | Jame Pollock (D), 2003-04                 | 9              | 0         | 0         | 0         | 6         | --       | --       | --       | --       | --       |
| <b>32</b>      | <b>Chris Porter (C), 2008-Present</b>     | <b>6</b>       | <b>1</b>  | <b>1</b>  | <b>2</b>  | <b>0</b>  | --       | --       | --       | --       | --       |
| 25, 34         | Mike Posavad (D), 1985-87                 | 8              | 0         | 0         | 0         | 0         | --       | --       | --       | --       | --       |
| 25             | Vitali Prokhorov (LW), 1992-95            | 83             | 19        | 11        | 30        | 35        | 4        | 0        | 0        | 0        | 0        |
| 44             | Chris Pronger (D), 1995-2004              | 598            | 84        | 272       | 356       | 931       | 85       | 10       | 41       | 51       | 210      |
| 7              | Dan Quinn (C), 1990-91                    | 14             | 4         | 7         | 11        | 20        | 13       | 4        | 7        | 11       | 32       |
| 33             | Stephane Quintal (D), 1991-93             | 101            | 1         | 16        | 17        | 132       | 13       | 1        | 2        | 3        | 14       |
| 29             | Bruce Racine (G), 1995-96                 | 11             | 0         | 0         | 0         | 2         | 1        | 0        | 0        | 0        | 0        |
| 25             | Herb Raglan (RW), 1985-91                 | 235            | 26        | 39        | 65        | 571       | 32       | 3        | 6        | 9        | 50       |
| 5              | Rob Ramage (D), 1982-88                   | 441            | 67        | 229       | 296       | 898       | 43       | 5        | 26       | 31       | 147      |
| 15             | Marty Reasoner (C), 1998-2001             | 95             | 17        | 30        | 47        | 47        | 17       | 5        | 2        | 7        | 4        |
| 22             | Dick Redmond (D), 1977-78                 | 28             | 4         | 11        | 15        | 16        | --       | --       | --       | --       | --       |
| 15, 33         | Mark Reeds (RW), 1981-87                  | 320            | 45        | 105       | 150       | 98        | 53       | 8        | 9        | 17       | 23       |
| 41             | Steve Regier (LW), 2008-09                | 8              | 3         | 1         | 4         | 4         | --       | --       | --       | --       | --       |

## All-Time Roster

| NO.            | NAME AND POSITION                    | REGULAR SEASON |     |     |     |     | PLAYOFFS |    |    |    |     |
|----------------|--------------------------------------|----------------|-----|-----|-----|-----|----------|----|----|----|-----|
|                |                                      | GP             | G   | A   | TP  | PIM | GP       | G  | A  | TP | PIM |
| 28             | Todd Reirden (D), 1999-2001          | 94             | 6   | 25  | 31  | 75  | 5        | 0  | 1  | 1  | 0   |
| 25             | Pascal Rheaume (C), 1997-2001, 03-04 | 148            | 19  | 31  | 50  | 74  | 21       | 2  | 4  | 6  | 14  |
| 15, 25, 36     | Ken Richardson (C), 1974-75, 1977-79 | 49             | 8   | 13  | 21  | 16  | --       | -- | -- | -- | --  |
| 40             | Terry Richardson (G), 1978-79        | 1              | 0   | 0   | 0   | 0   | --       | -- | -- | -- | --  |
| 30             | Vincent Riendeau (G), 1988-92        | 122            | 0   | 3   | 3   | 10  | 21       | 0  | 0  | 0  | 0   |
| 19             | Stephane Richer (RW), 1999-2000      | 36             | 8   | 17  | 25  | 14  | 3        | 1  | 0  | 1  | 0   |
| 5              | Dave Richter (D), 1988-90            | 68             | 1   | 5   | 6   | 99  | --       | -- | -- | -- | --  |
| 6, 20          | Jamie Rivers (D), 1995-99, 2006-07   | 184            | 7   | 17  | 24  | 127 | 9        | 1  | 1  | 2  | 2   |
| 11             | Wayne Rivers (RW), 1967-68           | 22             | 4   | 4   | 8   | 8   | --       | -- | -- | -- | --  |
| 20             | Andy Roach (D), 2005-06              | 5              | 1   | 2   | 3   | 10  | --       | -- | -- | -- | --  |
| 17             | Phil Roberto (RW), 1971-75           | 148            | 33  | 38  | 71  | 187 | 16       | 9  | 7  | 16 | 33  |
| 12,15,21,22,37 | David Roberts (LW), 1993-96          | 48             | 7   | 11  | 18  | 24  | 9        | 0  | 0  | 0  | 16  |
| 4, 44          | Gordie Roberts (D), 1987-91          | 166            | 6   | 42  | 48  | 263 | 30       | 2  | 11 | 13 | 67  |
| 6, 26          | Jim Roberts (D/RW), 1967-72, 1977-78 | 395            | 63  | 94  | 157 | 322 | 52       | 9  | 9  | 18 | 70  |
| 4              | Rob Robinson (D), 1991-92            | 22             | 0   | 1   | 1   | 8   | --       | -- | -- | -- | --  |
| 7              | Cliff Ronning (C), 1986-89, 1990-91  | 180            | 54  | 71  | 125 | 46  | 16       | 2  | 5  | 7  | 2   |
| 14             | Bill Root (D), 1987-88               | 9              | 0   | 0   | 0   | 6   | --       | -- | -- | -- | --  |
| 26, 62, 22     | Martin Rucinsky (LW), 2002-03, 06-08 | 153            | 33  | 46  | 79  | 126 | 7        | 4  | 2  | 6  | 4   |
| 45             | Cody Rudkowsky (G), 2002-03          | 1              | 0   | 0   | 0   | 0   | --       | -- | -- | -- | --  |
| 9              | Jason Ruff (LW), 1992-93             | 7              | 2   | 1   | 3   | 8   | --       | -- | -- | -- | --  |
| 47             | Darren Rumble (D), 2000-01           | 12             | 0   | 4   | 4   | 27  | --       | -- | -- | -- | --  |
| 42             | Mark Rycroft (RW), 2001-02, 2003-06  | 160            | 15  | 19  | 34  | 82  | 3        | 0  | 0  | 0  | 2   |
| 11, 20         | Gary Sabourin (RW), 1967-74          | 463            | 136 | 131 | 267 | 334 | 62       | 19 | 11 | 30 | 58  |
| 2              | Lawrence Sacharuk (D), 1974-75       | 76             | 20  | 22  | 42  | 24  | 2        | 1  | 1  | 2  | 2   |
| 9              | Frank St. Marseille (RW), 1967-73    | 403            | 86  | 171 | 257 | 118 | 62       | 19 | 24 | 43 | 16  |
| 27             | Bryce Salvador (D), 2000-08          | 447            | 16  | 47  | 63  | 413 | 36       | 2  | 1  | 3  | 26  |
| 19             | Derek Sanderson (C), 1975-77         | 97             | 32  | 56  | 88  | 85  | 3        | 1  | 0  | 1  | 0   |
| 1              | Curtis Sanford (G), 2002-07          | 73             | 0   | 0   | 0   | 0   | --       | -- | -- | -- | --  |
| 29             | Geoff Sarjeant (G), 1994-95          | 4              | 0   | 1   | 1   | 2   | --       | -- | -- | -- | --  |
| 15             | Glen Sather (LW), 1973-74            | 69             | 15  | 29  | 44  | 82  | --       | -- | -- | -- | --  |
| 49             | Brian Savage (LW), 2003-04           | 13             | 4   | 3   | 7   | 2   | 5        | 1  | 1  | 2  | 0   |
| 12, 36         | Kevin Sawyer (LW), 1995-96           | 6              | 0   | 0   | 0   | 23  | --       | -- | -- | -- | --  |
| 8, 10          | Ron Schock (C), 1967-69              | 122            | 21  | 36  | 57  | 31  | 24       | 2  | 4  | 6  | 6   |
| 21             | Dwight Schofield (D), 1983-85        | 113            | 5   | 14  | 19  | 403 | --       | -- | -- | -- | --  |
| 40             | Marek Schwarz (G), 2006-2009         | 6              | 0   | 0   | 0   | 0   | --       | -- | -- | -- | --  |
| 10, 16         | Rod Seiling (D), 1976-79             | 160            | 4   | 38  | 42  | 80  | --       | -- | -- | -- | --  |
| 15             | Peter Sejna (LW), 2002-07            | 49             | 7   | 4   | 11  | 12  | --       | -- | -- | -- | --  |
| 18             | Brit Selby (LW), 1970-72             | 59             | 1   | 4   | 5   | 31  | 1        | 0  | 0  | 0  | 0   |
| 26             | Konstantin Shafranov (RW), 1996-97   | 5              | 2   | 1   | 3   | 0   | --       | -- | -- | -- | --  |
| 19             | Brendan Shanahan (LW), 1991-95       | 277            | 156 | 150 | 306 | 692 | 26       | 12 | 16 | 28 | 50  |
| 28             | Brad Shaw (D), 1998-99               | 12             | 0   | 0   | 0   | 4   | 4        | 0  | 0  | 0  | 0   |
| 14             | Rick Shinske (C), 1978-79            | 11             | 0   | 4   | 4   | 2   | --       | -- | -- | -- | --  |
| 16, 20, 22     | Jim Shires (LW), 1971-72             | 18             | 0   | 3   | 3   | 8   | --       | -- | -- | -- | --  |
| 20             | Timofei Shishkanov (LW) 2005-06      | 22             | 3   | 2   | 5   | 6   | --       | -- | -- | -- | --  |
| 18             | Mike Sillinger (C), 2003-06          | 64             | 27  | 24  | 51  | 63  | 5        | 3  | 1  | 4  | 6   |
| 22             | Bobby Simpson (LW), 1979-80          | 18             | 2   | 2   | 4   | 0   | --       | -- | -- | -- | --  |
| 33             | Reid Simpson (LW), 2000-01           | 38             | 2   | 1   | 3   | 96  | 5        | 0  | 0  | 0  | 2   |
| 34             | Randy Skarda (D), 1989-90, 1991-92   | 26             | 0   | 5   | 5   | 11  | --       | -- | -- | -- | --  |

# Team & Individual Results, Records & Stats

## All-Time Roster

| NO.            | NAME AND POSITION                              | REGULAR SEASON |            |            |            |            | PLAYOFFS  |          |           |           |           |
|----------------|--|----------------|------------|------------|------------|------------|-----------|----------|-----------|-----------|-----------|
|                |  | GP             | G          | A          | TP         | PIM        | GP        | G        | A         | TP        | PIM       |
| 30             | Paul Skidmore (G), 1981-82                     | 2              | 0          | 0          | 0          | 0          | --        | --       | --        | --        | --        |
| 2              | Rick Smith (D), 1975-77                        | 42             | 1          | 8          | 9          | 24         | 3         | 0        | 1         | 1         | 4         |
| 20             | Peter Smrek (D), 2000-01                       | 6              | 2          | 0          | 2          | 2          | --        | --       | --        | --        | --        |
| 27             | John Smrke (LW), 1977-79                       | 73             | 8          | 12         | 20         | 31         | --        | --       | --        | --        | --        |
| 5, 27          | Harold Snepsts (D), 1989-91                    | 61             | 1          | 5          | 6          | 60         | 19        | 0        | 3         | 3         | 50        |
| 19, 28         | Frank Spring (RW), 1973-75                     | 5              | 0          | 0          | 0          | 0          | --        | --       | --        | --        | --        |
| 31             | Ed Staniowski (G), 1975-81                     | 137            | 0          | 3          | 3          | 4          | 6         | 0        | 0         | 0         | 0         |
| 22             | Myron Stankiewicz (LW), 1968-69                | 16             | 0          | 2          | 2          | 11         | --        | --       | --        | --        | --        |
| 26             | Peter Stastny (C), 1993-95                     | 23             | 6          | 12         | 18         | 4          | 4         | 0        | 0         | 0         | 2         |
| <b>25</b>      | <b>Yan Stastny (C), 2007-Present</b>           | <b>46</b>      | <b>4</b>   | <b>5</b>   | <b>9</b>   | <b>29</b>  | --        | --       | --        | --        | --        |
| <b>20</b>      | <b>Alex Steen (C), 2008-Present</b>            | <b>61</b>      | <b>6</b>   | <b>18</b>  | <b>24</b>  | <b>24</b>  | <b>4</b>  | <b>0</b> | <b>1</b>  | <b>1</b>  | <b>0</b>  |
| 12             | Lee Stempniak (RW), 2005-09                    | 233            | 57         | 73         | 130        | 97         | --        | --       | --        | --        | --        |
| 1, 25, 30      | Wayne Stephenson (G), 1971-74                  | 87             | 0          | 1          | 1          | 2          | 3         | 0        | 0         | 0         | 0         |
| 2              | Scott Stevens (D), 1990-91                     | 78             | 5          | 44         | 49         | 150        | 13        | 0        | 3         | 3         | 36        |
| 20, 33         | Bill Stewart (D), 1980-83                      | 89             | 2          | 26         | 28         | 147        | 4         | 1        | 0         | 1         | 11        |
| 2              | Bob Stewart (D), 1978-80                       | 88             | 5          | 14         | 19         | 51         | --        | --       | --        | --        | --        |
| 12             | Ron Stewart (RW), 1967-68                      | 19             | 7          | 5          | 12         | 11         | --        | --       | --        | --        | --        |
| 12, 61         | Cory Stillman (LW), 2000-03                    | 171            | 50         | 69         | 119        | 98         | 30        | 5        | 9         | 14        | 12        |
| <b>62</b>      | <b>Tyson Strachan (D), 2008-Present</b>        | <b>30</b>      | <b>0</b>   | <b>3</b>   | <b>3</b>   | <b>39</b>  | --        | --       | --        | --        | --        |
| 43             | Mike Stuart, 2003-06                           | 3              | 0          | 0          | 0          | 0          | --        | --       | --        | --        | --        |
| 3              | Bob Stumpf (RW/D), 1974-75                     | 7              | 1          | 1          | 2          | 16         | --        | --       | --        | --        | --        |
| 22             | Bill Sutherland (C), 1970-72                   | 77             | 21         | 23         | 44         | 43         | 1         | 0        | 0         | 0         | 0         |
| 11             | Brian Sutter (LW), 1976-88                     | 779            | 303        | 333        | 636        | 1786       | 65        | 21       | 21        | 42        | 249       |
| 23             | Rich Sutter (RW), 1989-93                      | 250            | 40         | 41         | 81         | 351        | 42        | 6        | 4         | 10        | 73        |
| 22             | Ron Sutter (C), 1991-94                        | 163            | 37         | 54         | 91         | 236        | 6         | 1        | 3         | 4         | 8         |
| 33             | Ken Sutton (D), 1995-96                        | 6              | 0          | 0          | 0          | 4          | 1         | 1        | 10        | 11        | 30        |
| 17, 22         | Jean-Guy Talbot (D), 1967-71                   | 172            | 7          | 23         | 30         | 72         | 45        | 1        | 10        | 11        | 30        |
| 21, 25, 37, 40 | Patrice Tardif (C), 1995-96                    | 50             | 6          | 10         | 16         | 41         | --        | --       | --        | --        | --        |
| 40             | Dave Thomlinson (LW), 1989-91                  | 22             | 1          | 2          | 3          | 12         | 9         | 3        | 1         | 4         | 4         |
| 15, 18         | Floyd Thomson (LW), 1971-78, 1979-80           | 411            | 56         | 97         | 153        | 341        | 10        | 0        | 2         | 2         | 6         |
| 10             | Esa Tikkanen (LW), 1994-96                     | 54             | 13         | 27         | 40         | 40         | 7         | 2        | 2         | 4         | 20        |
| 20             | Tom Tilley (D), 1988-91, 1993-94               | 174            | 4          | 38         | 42         | 89         | 14        | 1        | 3         | 4         | 19        |
| <b>7</b>       | <b>Keith Tkachuk (LW), 2000-07, 07-Present</b> | <b>476</b>     | <b>195</b> | <b>200</b> | <b>395</b> | <b>621</b> | <b>41</b> | <b>8</b> | <b>17</b> | <b>25</b> | <b>64</b> |
| 35             | Hannu Toivonen (G), 2007-08                    | 23             | 0          | 0          | 0          | 2          | --        | --       | --        | --        | --        |
| 23             | Larry Trader (D), 1986-87                      | 5              | 0          | 0          | 0          | 8          | --        | --       | --        | --        | --        |
| 36             | Dan Trebil (D), 2000-01                        | 10             | 0          | 0          | 0          | 0          | --        | --       | --        | --        | --        |
| 36             | Rob Tudor (RW/C), 1982-83                      | 2              | 0          | 0          | 0          | 0          | --        | --       | --        | --        | --        |
| 9              | Darren Turcotte (C), 1997-98                   | 62             | 12         | 6          | 18         | 26         | 10        | 0        | 0         | 0         | 2         |
| 1              | Roman Turek (G), 1999-2001                     | 121            | 0          | 2          | 2          | 10         | 21        | 0        | 0         | 0         | 2         |
| 77             | Pierre Turgeon (C), 1996-2001                  | 327            | 134        | 221        | 355        | 117        | 50        | 14       | 31        | 45        | 12        |
| 9, 19          | Perry Turnbull (C), 1979-84, 1987-88           | 396            | 139        | 99         | 238        | 829        | 13        | 5        | 3         | 8         | 29        |
| 35             | Steve Tuttle (RW), 1988-91                     | 144            | 28         | 28         | 56         | 12         | 17        | 1        | 6         | 7         | 2         |
| 18, 6          | Tony Twist (LW), 1989-90, 1994-99              | 294            | 10         | 11         | 21         | 688        | 18        | 1        | 1         | 2         | 22        |
| 7              | Garry Unger (C), 1970-79                       | 662            | 292        | 283        | 575        | 744        | 31        | 11       | 14        | 25        | 72        |
| 7, 43          | Mike Van Ryn (D), 2000-03                      | 69             | 2          | 11         | 13         | 26         | 9         | 0        | 0         | 0         | 0         |
| 17, 36         | Sergei Varlamov (LW), 2001-03                  | 55             | 5          | 7          | 12         | 26         | 1         | 0        | 0         | 0         | 2         |
| 15, 41         | Alex Vasilevski (RW), 1995-97                  | 3              | 0          | 0          | 0          | 2          | --        | --       | --        | --        | --        |
| 12, 16, 20, 26 | Gary Veneruzzo (W), 1967-68, 1971-72           | 7              | 1          | 1          | 2          | 0          | 9         | 0        | 2         | 2         | 2         |

## All-Time Roster

| NO.       | NAME AND POSITION                         | REGULAR SEASON |           |          |           |           | PLAYOFFS |          |          |          |           |
|-----------|---|----------------|-----------|----------|-----------|-----------|----------|----------|----------|----------|-----------|
|           |   | GP             | G         | A        | TP        | PIM       | GP       | G        | A        | TP       | PIM       |
| 33        | Jim Vesey (C/RW), 1988-90                 | 11             | 1         | 2        | 3         | 7         | --       | --       | --       | --       | --        |
| 5, 32     | Alain Vigneault (D), 1981-83              | 42             | 2         | 5        | 7         | 82        | 4        | 0        | 1        | 1        | 26        |
| 37        | Roman Vopat (D), 1995-96                  | 25             | 2         | 3        | 5         | 48        | --       | --       | --       | --       | --        |
| <b>49</b> | <b>Steve Wagner (D), 2007-Present</b>     | <b>46</b>      | <b>4</b>  | <b>8</b> | <b>12</b> | <b>26</b> | --       | --       | --       | --       | --        |
| 1, 31     | Ernie Wakely (G), 1969-72                 | 111            | 0         | 3        | 3         | 2         | 10       | 0        | 0        | 0        | 0         |
| 28        | Matt Walker (D), 2002-08                  | 175            | 1         | 10       | 11        | 275       | 4        | 0        | 0        | 0        | 0         |
| 2         | Bob Wall (D), 1970-71                     | 25             | 2         | 4        | 6         | 4         | --       | --       | --       | --       | --        |
| 9         | Mike Walton (C), 1978-79                  | 22             | 7         | 11       | 18        | 6         | --       | --       | --       | --       | --        |
| 30        | Rick Wamsley (G), 1984-88                 | 154            | 0         | 1        | 1         | 26        | 14       | 0        | 0        | 0        | 0         |
| 2         | Bryan Watson (D), 1973-74                 | 11             | 0         | 1        | 1         | 19        | --       | --       | --       | --       | --        |
| 31        | Jim Watt (G), 1973-74                     | 1              | 0         | 0        | 0         | 0         | --       | --       | --       | --       | --        |
| <b>43</b> | <b>Mike Weaver (D), 2008-Present</b>      | <b>58</b>      | <b>0</b>  | <b>7</b> | <b>7</b>  | <b>12</b> | <b>4</b> | <b>0</b> | <b>0</b> | <b>0</b> | <b>0</b>  |
| 39        | Doug Weight (C), 2001-06, 06-07           | 364            | 75        | 220      | 295       | 247       | 22       | 8        | 10       | 18       | 12        |
| 6         | Eric Weinrich (D), 2003-06                | 85             | 3         | 24       | 27        | 58        | 5        | 0        | 1        | 1        | 0         |
| 26        | Jay Wells (D), 1995-96                    | 76             | 0         | 3        | 3         | 67        | 12       | 0        | 1        | 1        | 2         |
| 21        | John Wensink (LW), 1973-74                | 3              | 0         | 0        | 0         | 0         | --       | --       | --       | --       | --        |
| 25        | Don Wheldon (D), 1974-75                  | 2              | 0         | 0        | 0         | 0         | --       | --       | --       | --       | --        |
| 36        | Rob Whistle (D), 1987-88                  | 19             | 3         | 3        | 6         | 6         | 1        | 0        | 0        | 0        | 0         |
| 23        | Trent Whitfield (C), 2005-06, 2008-09     | 33             | 2         | 6        | 8         | 14        | --       | --       | --       | --       | --        |
| 14        | Doug Wickenheiser (C), 1983-87            | 230            | 51        | 67       | 118       | 108       | 36       | 4        | 7        | 11       | 16        |
| 25        | Dennis Wideman (D), 2005-07               | 122            | 13        | 33       | 46        | 127       | --       | --       | --       | --       | --        |
| 19        | Butch Williams (RW), 1973-74              | 31             | 3         | 10       | 13        | 6         | --       | --       | --       | --       | --        |
| 11        | Bert Wilson (LW), 1975-76                 | 45             | 2         | 3        | 5         | 47        | --       | --       | --       | --       | --        |
| 22        | Richard G. Wilson (D), 1974-76            | 141            | 3         | 11       | 14        | 103       | 3        | 0        | 0        | 0        | 0         |
| 4, 34     | Rik Wilson (D), 1981-86                   | 235            | 21        | 60       | 81        | 214       | 22       | 0        | 4        | 4        | 23        |
| 18        | Ron Wilson (C), 1989-93                   | 248            | 33        | 72       | 105       | 167       | 36       | 3        | 6        | 9        | 58        |
| <b>15</b> | <b>Brad Winchester (LW), 2008-Present</b> | <b>64</b>      | <b>13</b> | <b>8</b> | <b>21</b> | <b>89</b> | <b>4</b> | <b>0</b> | <b>0</b> | <b>0</b> | <b>10</b> |
| 29        | Jeff Woywitka (D) 2005-2009               | 152            | 6         | 29       | 35        | 106       | 4        | 0        | 0        | 0        | 0         |
| 33        | Andy Wozniwski (D), 2008-09               | 1              | 0         | 0        | 0         | 0         | --       | --       | --       | --       | --        |
| 10        | John Wright (C), 1973-74                  | 32             | 3         | 6        | 9         | 22        | --       | --       | --       | --       | --        |
| 70        | Jeremy Yablonski (RW), 2003-04            | 1              | 0         | 0        | 0         | 5         | --       | --       | --       | --       | --        |
| 27        | Terry Yake (C), 1997-2000                 | 151            | 23        | 42       | 65        | 94        | 23       | 3        | 3        | 6        | 20        |
| 33        | Trent Yawney (D), 1996-97                 | 39             | 0         | 2        | 2         | 17        | --       | --       | --       | --       | --        |
| 37        | Harry York (C), 1996-98                   | 132            | 18        | 24       | 42        | 55        | 5        | 0        | 0        | 0        | 2         |
| 48        | Scott Young (RW), 1998-2002, 2005-06      | 377            | 125       | 129      | 254       | 153       | 44       | 19       | 16       | 35       | 22        |
| 43        | Libor Zabransky (D), 1996-98              | 40             | 1         | 6        | 7         | 50        | --       | --       | --       | --       | --        |
| 2         | Joe Zanussi (D), 1976-77                  | 11             | 0         | 3        | 3         | 4         | --       | --       | --       | --       | --        |
| 9, 25     | Peter Zedel (C), 1988-90, 1995-97         | 217            | 54        | 105      | 159       | 81        | 32       | 10       | 13       | 23       | 10        |
| 41        | Michael Zigomanis (C), 2005-06            | 2              | 0         | 0        | 0         | 0         | --       | --       | --       | --       | --        |
| 2, 4      | Rick Zombo (D), 1991-95                   | 231            | 6         | 42       | 48        | 233       | 24       | 0        | 3        | 3        | 37        |
| 21        | Mike Zuke (C), 1978-83                    | 296            | 76        | 159      | 235       | 160       | 26       | 6        | 6        | 12       | 12        |

# Team & Individual Results, Records & Stats

## All-Time Roster - Goaltenders

| NO.        | NAME                             | REGULAR SEASON |       |        |       |      |    |       |       | PLAYOFFS |       |      |      |    |    |  |  |
|------------|----------------------------------|----------------|-------|--------|-------|------|----|-------|-------|----------|-------|------|------|----|----|--|--|
|            |                                  | W-L-T          | GP    | MINS   | GA    | AVG  | SO | EN    | W-L   | GP       | MINS  | GA   | AVG  | SO | EN |  |  |
| 30         | Jason Bacashihua 2005-07         | 7-17-4         | 38    | 1,859  | 99    | 3.19 | 0  | 6     | --    | --       | --    | --   | --   | -- | -- |  |  |
| 30         | Tom Barrasso, 2002-03            | 1-4-0          | 6     | 293    | 16    | 3.28 | 1  | 0     | --    | --       | --    | --   | --   | -- | -- |  |  |
| 45         | Chris Beckford-Tseu, 2007-08     | 0-0-0          | 1     | 27     | 1     | 2.22 | 0  | 0     | --    | --       | --    | --   | --   | -- | -- |  |  |
| 29, 30     | Yves Belanger, 1974-78           | 19-23-3        | 48    | 2,687  | 164   | 3.66 | 1  | 2     | --    | --       | --    | --   | --   | -- | -- |  |  |
| 30         | <b>Ben Bishop, 2008-Present</b>  | 1-1-1          | 6     | 245    | 12    | 2.94 | 0  | 1     | --    | --       | --    | --   | --   | -- | -- |  |  |
| 40         | Fred Brathwaite, 2001-03         | 21-20-8        | 55    | 3,061  | 128   | 2.51 | 4  | 5     | 0-0   | 1        | 1     | 0    | 0    | 0  | 0  |  |  |
| 1          | Don Caley, 1967-68               | 0-0-0          | 1     | 30     | 3     | 6    | 0  | 0     | --    | --       | --    | --   | --   | -- | -- |  |  |
| 35         | Jim Carey, 1998-99               | 1-2-0          | 4     | 202    | 13    | 3.86 | 0  | 0     | --    | --       | --    | --   | --   | -- | -- |  |  |
| 30         | Jacques Caron, 1971-73           | 22-22-10       | 58    | 3,181  | 160   | 3.02 | 2  | 5     | 4-7   | 12       | 639   | 34   | 3.19 | 0  | 1  |  |  |
| 30         | Jon Casey, 1994-97               | 12-16-4        | 43    | 1,974  | 105   | 3.19 | 0  | 2     | 6-7   | 14       | 777   | 38   | 2.93 | 1  | 0  |  |  |
| 30         | John Davidson, 1973-75           | 30-34-14       | 79    | 4,660  | 262   | 3.37 | 0  | 4     | 0-1   | 1        | 60    | 4    | 4    | 0  | 0  |  |  |
| 30, 50     | Reinhard Divis, 2001-06          | 6-9-3          | 28    | 1,212  | 67    | 3.32 | 0  | 2     | 0-0   | 1        | 18    | 0    | 0    | 0  | 0  |  |  |
| 1, 29, 30  | Gary Edwards, 1968-70, 1981-82   | 1-6-1          | 12    | 544    | 49    | 5.4  | 0  | 0     | --    | --       | --    | --   | --   | -- | -- |  |  |
| 31         | Grant Fuhr, 1995-99              | 108-87-41      | 249   | 14,094 | 629   | 2.68 | 11 | 11    | 15-14 | 31       | 1,832 | 73   | 2.39 | 3  | 3  |  |  |
| 29, 30, 33 | Doug Grant, 1976-80              | 10-12-6        | 31    | 1,681  | 98    | 3.5  | 1  | 3     | --    | --       | --    | --   | --   | -- | -- |  |  |
| 33         | Gilles Gratton, 1975-76          | 2-0-2          | 6     | 265    | 11    | 2.49 | 0  | 0     | --    | --       | --    | --   | --   | -- | -- |  |  |
| 1          | Glenn Hall, 1967-71              | 140            | 7,983 | 323    | 2.43  | 16   | 3  | 12-18 | 31    | 1,843    | 80    | 2.60 | 1    | 0  | -- |  |  |
| 29, 31     | Glen Hanlon, 1981-83             | 3-9-1          | 16    | 747    | 58    | 4.66 | 0  | 2     | 0-2   | 3        | 109   | 9    | 4.95 | 0  | 0  |  |  |
| 29, 40     | Guy Hebert, 1991-93              | 13-13-3        | 37    | 1,948  | 110   | 3.39 | 1  | 1     | 0-0   | 1        | 2     | 0    | 0    | 0  | 0  |  |  |
| 30, 31     | Rick Heinz, 1980-85              | 12-18-5        | 46    | 2,176  | 150   | 4.14 | 1  | 4     | 0-0   | 1        | 8     | 1    | 7.5  | 0  | 0  |  |  |
| 35         | Chris Holt, 2008-09              | 0-0-0          | 1     | 19     | 0     | 0    | 0  | 0     | --    | --       | --    | --   | --   | -- | -- |  |  |
| 29         | Jim Hrivnak, 1993-94             | 4-10-0         | 23    | 970    | 69    | 4.27 | 0  | 1     | --    | --       | --    | --   | --   | -- | -- |  |  |
| 1, 22, 30  | Robbie Irons, 1968-69            | 0-0-0          | 1     | 3      | 0     | 0    | 0  | 0     | --    | --       | --    | --   | --   | -- | -- |  |  |
| 1          | Pat Jablonski, 1989-92, 1995-96  | 5-12-3         | 23    | 1,174  | 81    | 4.14 | 0  | 2     | 0-0   | 3        | 90    | 5    | 3.33 | 0  | 0  |  |  |
| 31         | Bob Johnson, 1972-73             | 6-5-0          | 12    | 583    | 26    | 2.68 | 0  | 0     | --    | --       | --    | --   | --   | -- | -- |  |  |
| 1, 35      | Brent Johnson, 1998-99, 2000-04  | 76-47-12       | 143   | 8,055  | 304   | 2.26 | 12 | 9     | 5-6   | 12       | 652   | 20   | 1.84 | 3  | 1  |  |  |
| 1          | Eddie Johnston, 1974-78          | 41-52-20       | 118   | 6,713  | 376   | 3.36 | 4  | 2     | 0-3   | 4        | 198   | 14   | 4.24 | 0  | 0  |  |  |
| 31         | Curtis Joseph, 1989-95           | 137-96-34      | 280   | 15,987 | 810   | 3.04 | 5  | 12    | 16-16 | 34       | 2,059 | 107  | 3.12 | 2  | 4  |  |  |
| 40         | Patrick Lalime, 2005-06          | 4-18-8         | 31    | 1,699  | 103   | 3.64 | 0  | 0     | --    | --       | --    | --   | --   | -- | -- |  |  |
| 30         | Michel Larocque, 1983-84         | 0-5-0          | 5     | 300    | 31    | 6.2  | 0  | 1     | --    | --       | --    | --   | --   | -- | -- |  |  |
| 34         | Manny Legace, 2006-09            | 63-49-15       | 140   | 7,638  | 333   | 2.62 | 10 | 13    | --    | --       | --    | --   | --   | -- | -- |  |  |
| 1          | Mike Liut, 1979-85               | 151-133-52     | 347   | 20,010 | 1,194 | 3.58 | 10 | 16    | 17-20 | 39       | 2,326 | 133  | 3.43 | 1  | 2  |  |  |
| 30         | Seth Martin, 1967-68             | 8-10-7         | 30    | 1,552  | 67    | 2.59 | 1  | 1     | 0-0   | 2        | 73    | 5    | 4.11 | 0  | 0  |  |  |
| 50         | <b>Chris Mason, 2008-Present</b> | 27-21-7        | 57    | 3,215  | 129   | 2.41 | 6  | 7     | 0-4   | 4        | 256   | 10   | 2.34 | 0  | 1  |  |  |
| 1          | Darrell May, 1985-88             | 6              | 364   | 31     | 5.11  | 0    | 1  | --    | --    | --       | --    | --   | --   | -- | -- |  |  |
| 30         | Peter McDuffie, 1971-72          | 0-6-0          | 10    | 467    | 29    | 3.73 | 0  | 0     | 0-1   | 1        | 60    | 7    | 7    | 0  | 0  |  |  |
| 29         | Jamie McLennan, 1997-2000        | 38-27-8        | 82    | 4,430  | 163   | 2.21 | 7  | 4     | 0-1   | 1        | 51    | 1    | 1.18 | 0  | 1  |  |  |
| 1          | Jim McLeod, 1971-72              | 6-4-4          | 16    | 880    | 44    | 3    | 0  | 1     | --    | --       | --    | --   | --   | -- | -- |  |  |
| 29         | Greg Millen, 1984-90             | 85-87-33       | 209   | 12,375 | 708   | 3.43 | 9  | 16    | 17-17 | 35       | 2,145 | 113  | 3.16 | 0  | 3  |  |  |
| 1, 30      | Phil Myre, 1977-79               | 20-47-16       | 83    | 4,879  | 322   | 3.96 | 2  | 4     | --    | --       | --    | --   | --   | -- | -- |  |  |
| 30         | Chris Osgood, 2002-04            | 35-28-10       | 76    | 4,393  | 171   | 2.34 | 5  | 4     | 4-8   | 12       | 704   | 29   | 2.47 | 1  | 0  |  |  |
| 1, 30      | Ted Quimet, 1968-69              | 0-1-0          | 1     | 60     | 2     | 2    | 0  | 0     | --    | --       | --    | --   | --   | -- | -- |  |  |
| 30         | Rich Parent, 1997-99             | 4-3-1          | 11    | 531    | 22    | 2.49 | 1  | 1     | --    | --       | --    | --   | --   | -- | -- |  |  |
| 1, 30      | Jacques Plante, 1968-70          | 36-21-11       | 69    | 3,978  | 137   | 2.07 | 10 | 1     | 12-3  | 16       | 913   | 22   | 1.45 | 4  | 1  |  |  |
| 29         | Michel Plasse, 1970-71           | 1-0-0          | 1     | 60     | 3     | 3    | 0  | 0     | --    | --       | --    | --   | --   | -- | -- |  |  |
| 30         | Bruce Racine, 1995-96            | 0-3-0          | 11    | 230    | 12    | 3.13 | 0  | 0     | 0-0   | 1        | 1     | 0    | 0    | 0  | 0  |  |  |
| 40         | Terry Richardson, 1978-79        | 0-1-0          | 1     | 60     | 9     | 9    | 0  | 0     | --    | --       | --    | --   | --   | -- | -- |  |  |
| 30         | Vincent Riendeau, 1988-92        | 58-45-16       | 122   | 7,221  | 402   | 3.34 | 4  | 7     | 9-11  | 21       | 1,084 | 59   | 3.27 | 1  | 3  |  |  |
| 40         | Cody Rudkowsky, 2002-03          | 1-0-0          | 1     | 30     | 0     | 0    | 0  | 0     | --    | --       | --    | --   | --   | -- | -- |  |  |
| 1          | Curtis Sanford, 2002-2003, 05-07 | 26-26-10       | 73    | 3,719  | 173   | 2.79 | 4  | 7     | --    | --       | --    | --   | --   | -- | -- |  |  |
| 29         | Geoff Sarjeant, 1994-95          | 1-0-0          | 4     | 120    | 6     | 3    | 0  | 0     | --    | --       | --    | --   | --   | -- | -- |  |  |
| 40         | Marek Schwarz, 2006-2009         | 0-2-0          | 6     | 225    | 9     | 2.40 | 0  | 1     | --    | --       | --    | --   | --   | -- | -- |  |  |
| 30         | Paul Skidmore, 1981-82           | 1-1-0          | 2     | 120    | 6     | 3    | 0  | 0     | --    | --       | --    | --   | --   | -- | -- |  |  |
| 31         | Ed Staniowski, 1975-81           | 37-68-14       | 137   | 7,504  | 496   | 3.97 | 0  | 8     | 1-4   | 6        | 308   | 16   | 3.12 | 0  | 1  |  |  |
| 1, 25, 30  | Wayne Stephenson, 1971-74        | 31-37-12       | 87    | 4,995  | 260   | 3.12 | 3  | 4     | 1-2   | 3        | 160   | 14   | 5.25 | 0  | 0  |  |  |
| 35         | Hannu Toivonen, 2007-08          | 6-10-5         | 23    | 1,202  | 69    | 3.44 | 0  | 2     | --    | --       | --    | --   | --   | -- | -- |  |  |
| 1          | Roman Turek, 1999-2001           | 66-33-19       | 121   | 7,192  | 252   | 2.1  | 13 | 10    | 12-9  | 21       | 1,323 | 50   | 2.27 | 0  | 2  |  |  |
| 1, 31      | Eddie Wakely, 1969-72            | 40-41-17       | 111   | 6,124  | 283   | 2.77 | 8  | 2     | 2-6   | 10       | 509   | 37   | 4.36 | 1  | 0  |  |  |
| 30         | Rick Wamsley, 1984-88            | 75-59-15       | 154   | 9,064  | 515   | 3.41 | 3  | 9     | 5-9   | 14       | 809   | 49   | 3.63 | 0  | 1  |  |  |
| 31         | Jim Watt, 1973-74                | 0-0-0          | 1     | 20     | 2     | 6    | 0  | 0     | --    | --       | --    | --   | --   | -- | -- |  |  |

## Offensive Leaders By Season

### GOALS

| SEASON    | GOALS           | 1994-95 | Brett Hull                 | 29 | 1980-81 | Wayne Babych    | 54 |
|-----------|-----------------|---------|----------------------------|----|---------|-----------------|----|
| 2008-09   | Brad Boyes      | 1993-94 | Brett Hull                 | 57 | 1979-80 | Bernie Federko  | 38 |
| 2007-08   | Brad Boyes      | 1992-93 | Brett Hull                 | 54 | 1978-79 | Brian Sutter    | 41 |
| 2006-07   | Bill Guerin     | 1991-92 | Brett Hull                 | 70 | 1977-78 | Garry Unger     | 32 |
| 2005-06   | Mike Sillinger  | 1990-91 | Brett Hull                 | 86 | 1976-77 | Garry Unger     | 30 |
| 2003-04   | Keith Tkachuk   | 1989-90 | Brett Hull                 | 72 | 1975-76 | Chuck Lefley    | 43 |
| 2002-03   | Pavol Demitra   | 1988-89 | Brett Hull                 | 41 | 1974-75 | Garry Unger     | 36 |
| 2001-02   | Keith Tkachuk   | 1987-88 | Tony McKegney              | 40 | 1973-74 | Garry Unger     | 33 |
| 2000-01   | Scott Young     | 1986-87 | Doug Gilmour               | 42 | 1972-73 | Garry Unger     | 41 |
| 1999-2000 | Pavol Demitra   | 1985-86 | Mark Hunter                | 44 | 1971-72 | Garry Unger     | 36 |
| 1998-99   | Pavol Demitra   | 1984-85 | Joe Mullen                 | 40 | 1970-71 | Chris Bordeleau | 21 |
| 1997-98   | Geoff Courtnall | 1983-84 | Bernie Federko, Joe Mullen | 41 | 1969-70 | Red Berenson    | 33 |
| 1996-97   | Brett Hull      | 1982-83 | Brian Sutter               | 46 | 1968-69 | Red Berenson    | 35 |
| 1995-96   | Brett Hull      | 1981-82 | Brian Sutter               | 39 | 1967-68 | Red Berenson    | 22 |

### ASSISTS

| SEASON    | ASSISTS        | 1993-94   | Craig Janney   | 68 | 1979-80                                     | Bernie Federko      | 56 |
|-----------|----------------|---|----------------|----|---|---------------------|----|
| 2008-09   | Brad Boyes     | 1992-93 <td>Craig Janney</td> <td>82</td> <td>1978-79 <td>Bernie Federko</td> <td>64</td> </td>       | Craig Janney   | 82 | 1978-79 <td>Bernie Federko</td> <td>64</td> | Bernie Federko      | 64 |
| 2007-08   | Paul Kariya    | 1991-92 <td>Adam Oates</td> <td>59</td> <td>1977-78 <td>Red Berenson</td> <td>25</td> </td>           | Adam Oates     | 59 | 1977-78 <td>Red Berenson</td> <td>25</td>   | Red Berenson        | 25 |
| 2006-07   | Doug Weight    | 1990-91 <td>Adam Oates</td> <td>90</td> <td>1976-77 <td>Bob MacMillan</td> <td>39</td> </td>          | Adam Oates     | 90 | 1976-77 <td>Bob MacMillan</td> <td>39</td>  | Bob MacMillan       | 39 |
| 2005-06   | Doug Weight    | 1989-90 <td>Adam Oates</td> <td>79</td> <td>1975-76</td> <td>Garry Unger</td> <td>44</td>             | Adam Oates     | 79 | 1975-76                                     | Garry Unger         | 44 |
| 2003-04   | Doug Weight    | 1988-89 <td>Bernie Federko</td> <td>45</td> <td>1974-75</td> <td>Garry Unger</td> <td>44</td>         | Bernie Federko | 45 | 1974-75                                     | Garry Unger         | 44 |
| 2002-03   | Pavol Demitra  | 1987-88 <td>Bernie Federko</td> <td>69</td> <td>1973-74</td> <td>Garry Unger</td> <td>35</td>         | Bernie Federko | 69 | 1973-74                                     | Garry Unger         | 35 |
| 2001-02   | Pavol Demitra  | 1986-87   | Doug Gilmour   | 63 | 1972-73                                     | Garry Unger         | 39 |
| 2000-01   | Pierre Turgeon | 1985-86 <td>Bernie Federko</td> <td>68</td> <td>1971-72</td> <td>Frank St. Marseille</td> <td>36</td> | Bernie Federko | 68 | 1971-72                                     | Frank St. Marseille | 36 |
| 1999-2000 | Chris Pronger  | 1984-85 <td>Bernie Federko</td> <td>73</td> <td>1970-71</td> <td>Chris Bordeleau,</td> <td></td>      | Bernie Federko | 73 | 1970-71                                     | Chris Bordeleau,    |    |
| 1998-99   | Pavol Demitra  | 1983-84 <td>Bernie Federko</td> <td>66</td> <td></td> <td>Frank St. Marseille</td> <td>32</td>        | Bernie Federko | 66 |   | Frank St. Marseille | 32 |
| 1997-98   | Pierre Turgeon | 1982-83 <td>Bernie Federko</td> <td>60</td> <td>1969-70</td> <td>Phil Goyette</td> <td>49</td>        | Bernie Federko | 60 | 1969-70                                     | Phil Goyette        | 49 |
| 1996-97   | Pierre Turgeon | 1981-82 <td>Bernie Federko</td> <td>62</td> <td>1968-69</td> <td>Red Berenson</td> <td>47</td>        | Bernie Federko | 62 | 1968-69                                     | Red Berenson        | 47 |
| 1995-96   | Al MacInnis    | 1980-81 <td>Bernie Federko</td> <td>73</td> <td>1967-68</td> <td>Gerry Melnyk</td> <td>35</td>        | Bernie Federko | 73 | 1967-68                                     | Gerry Melnyk        | 35 |
| 1994-95   | Steve Duchesne |   |                |    |   |                     |    |

### POINTS

| SEASON    | POINTS                  | 1994-95 | Brett Hull       | 50  | 1980-81 | Bernie Federko  | 104 |
|-----------|-------------------------|---------|------------------|-----|---------|-----------------|-----|
| 2008-09   | Brad Boyes              | 1993-94 | Brendan Shanahan | 102 | 1979-80 | Bernie Federko  | 94  |
| 2007-08   | Brad Boyes, Paul Kariya | 1992-93 | Craig Janney     | 106 | 1978-79 | Bernie Federko  | 95  |
| 2006-07   | Doug Weight             | 1991-92 | Brett Hull       | 109 | 1977-78 | Garry Unger     | 52  |
| 2005-06   | Scott Young             | 1990-91 | Brett Hull       | 131 | 1976-77 | Bob MacMillan   | 58  |
| 2003-04   | Keith Tkachuk           | 1989-90 | Brett Hull       | 113 | 1975-76 | Chuck Lefley    | 85  |
| 2002-03   | Pavol Demitra           | 1988-89 | Brett Hull       | 84  | 1974-75 | Garry Unger     | 80  |
| 2001-02   | Pavol Demitra           | 1987-88 | Bernie Federko   | 89  | 1973-74 | Garry Unger     | 68  |
| 2000-01   | Pierre Turgeon          | 1986-87 | Doug Gilmour     | 105 | 1972-73 | Garry Unger     | 80  |
| 1999-2000 | Pavol Demitra           | 1985-86 | Bernie Federko   | 102 | 1971-72 | Garry Unger     | 70  |
| 1998-99   | Pavol Demitra           | 1984-85 | Bernie Federko   | 103 | 1970-71 | Chris Bordeleau | 53  |
| 1997-98   | Brett Hull              | 1983-84 | Bernie Federko   | 107 | 1969-70 | Phil Goyette    | 78  |
| 1996-97   | Brett Hull              | 1982-83 | Bernie Federko   | 84  | 1968-69 | Red Berenson    | 82  |
| 1995-96   | Brett Hull              | 1981-82 | Bernie Federko   | 92  | 1967-68 | Red Berenson    | 51  |

### PENALTY MINUTES

| SEASON    | PENALTY MINUTES       | 1994-95 | Brendan Shanahan        | 136 | 1980-81 | Brian Sutter   | 232 |
|-----------|-----------------------|---------|-------------------------|-----|---------|----------------|-----|
| 2008-09   | David Backes          | 1993-94 | Kelly Chase             | 278 | 1979-80 | Brian Sutter   | 156 |
| 2007-08   | D.J. King             | 1992-93 | Garth Butcher           | 211 | 1978-79 | Brian Sutter   | 165 |
| 2006-07   | Keith Tkachuk         | 1991-92 | Kelly Chase             | 264 | 1977-78 | Brian Sutter   | 123 |
| 2005-06   | Barret Jackman        | 1990-91 | Glen Featherstone       | 204 | 1976-77 | Bob Gassoff    | 254 |
| 2003-04   | Reed Low, Mike Danton | 1989-90 | Kelly Chase             | 244 | 1975-76 | Bob Gassoff    | 306 |
| 2002-03   | Reed Low              | 1988-89 | Todd Ewen               | 171 | 1974-75 | Bob Gassoff    | 222 |
| 2001-02   | Reed Low              | 1987-88 | Todd Ewen               | 227 | 1973-74 | Steve Durbano  | 144 |
| 2000-01   | Reed Low              | 1986-87 | Mark Hunter             | 169 | 1972-73 | Steve Durbano  | 231 |
| 1999-2000 | Tyson Nash            | 1985-86 | Mark Hunter, Rob Ramage | 171 | 1971-72 | Barclay Plager | 176 |
| 1998-99   | Tony Twist            | 1984-85 | Dwight Schofield        | 184 | 1970-71 | Barclay Plager | 172 |
| 1997-98   | Kelly Chase           | 1983-84 | Dwight Schofield        | 254 | 1969-70 | Barclay Plager | 128 |
| 1996-97   | Mike Peluso           | 1982-83 | Brian Sutter            | 254 | 1968-69 | Noel Picard    | 131 |
| 1995-96   | Shayne Corson         | 1981-82 | Brian Sutter            | 239 | 1967-68 | Barclay Plager | 153 |

# Team & Individual Results, Records & Stats

## Offensive Leaders By Season

### GAME WINNING GOALS

| SEASON    | Player          | Goals | Player  | Goals             | Player | Goals          |                 |   |
|-----------|-----------------|-------|---------|-------------------|--------|----------------|-----------------|---|
| 2008-09   | Brad Boyes      | 11    | 1996-97 | Brett Hull        | 6      | Brian Sutter   | 4               |   |
| 2007-08   | Brad Boyes      | 9     | 1995-96 | Pierre Turgeon    | 7      | Bernie Federko | 6               |   |
| 2006-07   | Lee Stempniak   | 4     | 1994-95 | Brett Hull        | 6      | 1980-81        | Wayne Babych    | 7 |
| 2005-06   | Barret Jackman  | 2     |         | Brian Noonan      | 6      | 1979-80        | Blair Chapman   | 6 |
|           | Mark Rycroft    |       |         | Brendan Shanahan  | 6      | 1978-79        | Bob Murdoch     | 3 |
|           | Lee Stempniak   |       | 1993-94 | Brendan Shanahan  | 8      | 1977-78        | Brian Sutter    | 3 |
|           | Jay McClement   |       | 1992-93 | Brendan Shanahan  | 8      | 1976-77        | Garry Unger     | 5 |
| 2003-04   | Keith Tkachuk   | 8     | 1991-92 | Brett Hull        | 9      | 1975-76        | Chuck Leffley   | 9 |
| 2002-03   | Keith Tkachuk   | 5     | 1990-91 | Brett Hull        | 11     | 1974-75        | Garry Unger     | 8 |
|           | Eric Boguniecki | 5     | 1989-90 | Brett Hull        | 12     | 1973-74        | Lou Angotti     | 5 |
| 2001-02   | Pavol Demitra   | 10    | 1988-89 | Brett Hull        | 6      |                | Glen Sather     | 5 |
| 2000-01   | Scott Young     | 7     | 1987-88 | Brian Benning     | 5      | 1972-73        | Garry Unger     | 5 |
| 1999-2000 | Al MacInnis     | 7     | 1986-87 | Greg Paslawski    | 7      | 1971-72        | Gary Sabourin   | 7 |
|           | Scott Young     | 7     | 1985-86 | Doug Gilmour      | 5      | 1970-71        | Chris Bordeleau | 7 |
| 1998-99   | Pavol Demitra   | 10    | 1984-85 | Brian Sutter      | 7      | 1969-70        | Red Berenson    | 8 |
| 1997-98   | Jim Campbell    | 6     | 1983-84 | Jorgen Pettersson | 7      | 1968-69        | Red Berenson    | 6 |
|           | Pavol Demitra   | 6     | 1982-83 | Jorgen Pettersson | 4      | 1967-68        | Red Berenson    | 7 |

### POWER PLAY GOALS

| SEASON    | Player             | Goals | Player  | Goals          | Player | Goals   |                   |    |
|-----------|--------------------|-------|---------|----------------|--------|---------|-------------------|----|
| 2008-09   | Brad Boyes         | 16    | 1994-95 | Brett Hull     | 9      | 1980-81 | Brian Sutter      | 17 |
| 2007-08   | Keith Tkachuk      | 12    | 1993-94 | Brett Hull     | 25     | 1979-80 | Blake Dunlop      | 8  |
| 2006-07   | Lee Stempniak      | 8     | 1992-93 | Brett Hull     | 29     | 1978-79 | Brian Sutter      | 12 |
| 2005-06   | Scott Young        | 10    | 1991-92 | Brett Hull     | 20     | 1977-78 | Garry Unger       | 10 |
|           | Keith Tkachuk      |       | 1990-91 | Brett Hull     | 29     | 1976-77 | Bob MacMillan     | 10 |
| 2003-04   | Keith Tkachuk      | 18    | 1989-90 | Brett Hull     | 27     | 1975-76 | Garry Unger       | 13 |
| 2002-03   | Keith Tkachuk      | 14    | 1988-89 | Brett Hull     | 16     | 1974-75 | Lawrence Sacharuk | 11 |
| 2001-02   | Keith Tkachuk      | 13    | 1987-88 | Doug Gilmour   | 19     | 1973-74 | Garry Unger       | 10 |
| 2000-01   | Keith Tkachuk      | 17    | 1986-87 | Doug Gilmour   | 17     | 1972-73 | Garry Unger       | 10 |
| 1999-2000 | Three players tied | 8     | 1985-86 | Bernie Federko | 16     | 1971-72 | Garry Unger       | 14 |
| 1998-99   | Pavol Demitra      | 14    | 1984-85 | Brian Sutter   | 14     | 1970-71 | Bill Sutherland   | 11 |
| 1997-98   | Brett Hull         | 10    | 1983-84 | Brian Sutter   | 14     | 1969-70 | Red Berenson      | 16 |
| 1996-97   | Brett Hull         | 12    | 1982-83 | Brian Sutter   | 11     | 1968-69 | Red Berenson      | 7  |
| 1995-96   | Brett Hull         | 16    | 1981-82 | Brian Sutter   | 14     | 1967-68 | Camille Henry     | 7  |
|           |                    |       |         |                |        |         | Red Berenson      | 7  |

### SHOTS ON GOAL

| SEASON    | Player           | Shots | Player  | Shots               |     |
|-----------|------------------|-------|---------|---------------------|-----|
| 2008-09   | Brad Boyes       | 220   | 1987-88 | Tony McKegney       | 241 |
| 2007-08   | Paul Kariya      | 223   | 1986-87 | Doug Gilmour        | 207 |
| 2006-07   | Bill Guerin      | 189   | 1985-86 | Rob Ramage          | 227 |
| 2005-06   | Scott Young      | 284   | 1984-85 | Rob Ramage          | 285 |
| 2003-04   | Keith Tkachuk    | 233   | 1983-84 | Rob Ramage          | 267 |
| 2002-03   | Al MacInnis      | 299   | 1982-83 | Rob Ramage          | 279 |
| 2001-02   | Keith Tkachuk    | 244   | 1981-82 | Jorgen Pettersson   | 227 |
| 2000-01   | Scott Young      | 321   | 1980-81 | Perry Turnbull      | 209 |
| 1999-2000 | Al MacInnis      | 245   | 1979-80 | Bernie Federko      | 184 |
| 1998-99   | Al MacInnis      | 314   | 1978-79 | Wayne Babych        | 196 |
| 1997-98   | Al MacInnis      | 227   | 1977-78 | Garry Unger         | 238 |
| 1996-97   | Brett Hull       | 302   | 1976-77 | Garry Unger         | 235 |
| 1995-96   | Brett Hull       | 327   | 1975-76 | Garry Unger         | 357 |
| 1994-95   | Brett Hull       | 200   | 1974-75 | Garry Unger         | 349 |
| 1993-94   | Brendan Shanahan | 397   | 1973-74 | Garry Unger         | 327 |
| 1992-93   | Brett Hull       | 390   | 1972-73 | Garry Unger         | 342 |
| 1991-92   | Brett Hull       | 408   | 1971-72 | Garry Unger         | 321 |
| 1990-91   | Brett Hull       | 389   | 1970-71 | Frank St. Marseille | 217 |
| 1989-90   | Brett Hull       | 385   | 1969-70 | Red Berenson        | 282 |
| 1988-89   | Brett Hull       | 305   | 1968-69 | Red Berenson        | 288 |
|           |                  |       | 1967-68 | Red Berenson        | 219 |

### PLUS/MINUS

| SEASON    | Player                      | Plus/Minus | Player  | Plus/Minus                  |    |
|-----------|-----------------------------|------------|---------|-----------------------------|----|
| 2008-09   | Patrik Berglund             | 19         | 1995-96 | Dale Hawerchuk, Al MacInnis | 5  |
| 2007-08   | David Perron                | 16         | 1994-95 | Steve Duchesne              | 29 |
| 2006-07   | Barret Jackman              | 0          | 1993-94 | Kevin Miller                | 6  |
| 2005-06   | Trent Whitfield             | -3         | 1992-93 | Brendan Shanahan            | 10 |
| 2003-04   | Petr Cajanek, Eric Weinrich | 12         | 1991-92 | Lee Norwood                 | 14 |
| 2002-03   | Barret Jackman              | 23         | 1990-91 | Brett Hull, Scott Stevens   | 23 |
| 2001-02   | Chris Pronger               | 23         | 1989-90 | Paul Cavallini              | 38 |
| 2000-01   | Pavol Demitra               | 27         | 1988-89 | Paul Cavallini              | 25 |
| 1999-2000 | Chris Pronger               | 52         | 1987-88 | Tony McKegney               | 10 |
| 1998-99   | Al MacInnis                 | 33         | 1986-87 | Charlie Bourgeois           | 16 |
| 1997-98   | Chris Pronger               | 47         | 1985-86 | Rob Ramage                  | 18 |
| 1996-97   | Chris Pronger               | 15         | 1984-85 | Tim Bothwell                | 27 |
|           |                             |            | 1983-84 | Tim Bothwell                | 22 |
|           |                             |            | 1982-83 | Andre Dore                  | 9  |

## All-Time Offensive Leaders

### GAMES PLAYED

|    |                |      |
|----|----------------|------|
| 1  | Bernie Federko | .927 |
| 2  | Brian Sutter   | .779 |
| 3  | Brett Hull     | .744 |
| 4  | Garry Unger    | .662 |
| 5  | Bob Plager     | .615 |
| 6  | Barclay Plager | .614 |
| 7  | Al MacInnis    | .613 |
| 8  | Larry Patey    | .603 |
| 9  | Chris Pronger  | .598 |
| 10 | Red Berenson   | .519 |

### ASSISTS

|    |                |      |
|----|----------------|------|
| 1  | Bernie Federko | .721 |
| 2  | Brett Hull     | .409 |
| 3  | Brian Sutter   | .333 |
| 4  | Al MacInnis    | .325 |
| 5  | Pavol Demitra  | .289 |
| 6  | Garry Unger    | .283 |
| 7  | Chris Pronger  | .272 |
| 8  | Red Berenson   | .240 |
| 9  | Rob Ramage     | .229 |
| 10 | Adam Oates     | .228 |

### POINTS

|          |                      |             |
|----------|----------------------|-------------|
| 1        | Bernie Federko       | 1,073       |
| 2        | Brett Hull           | .936        |
| 3        | Brian Sutter         | .636        |
| 4        | Garry Unger          | .575        |
| 5        | Pavol Demitra        | .493        |
| 6        | Al MacInnis          | .452        |
| 7        | Red Berenson         | .412        |
| <b>8</b> | <b>Keith Tkachuk</b> | <b>.395</b> |
| 9        | Chris Pronger        | .356        |
| 10       | Pierre Turgeon       | .355        |

### PENALTY MINUTES

|    |                |       |
|----|----------------|-------|
| 1  | Brian Sutter   | 1,786 |
| 2  | Kelly Chase    | 1,497 |
| 3  | Barclay Plager | 1,115 |
| 4  | Chris Pronger  | .931  |
| 5  | Rob Ramage     | .898  |
| 6  | Bob Gassoff    | .866  |
| 7  | Perry Turnbull | .829  |
| 8  | Bob Plager     | .762  |
| 9  | Garry Unger    | .744  |
| 10 | Reed Low       | .694  |

### GOALS

|          |                      |             |
|----------|----------------------|-------------|
| 1        | Brett Hull           | .527        |
| 2        | Bernie Federko       | .352        |
| 3        | Brian Sutter         | .303        |
| 4        | Garry Unger          | .292        |
| 5        | Pavol Demitra        | .204        |
| <b>6</b> | <b>Keith Tkachuk</b> | <b>.195</b> |
| 7        | Red Berenson         | .172        |
| 8        | Jorgen Pettersson    | .161        |
| 9        | Brendan Shanahan     | .156        |
| 10       | Wayne Babych         | .155        |

### HAT TRICKS

|   |                   |     |
|---|-------------------|-----|
| 1 | Brett Hull        | .27 |
| 2 | Bernie Federko    | .11 |
| 3 | Garry Unger       | .7  |
|   | Brian Sutter      | .7  |
| 5 | Jorgen Pettersson | .6  |
|   | Brendan Shanahan  | .6  |
| 7 | Red Berenson      | .5  |
| 8 | Pavol Demitra     | .3  |
|   | Mark Hunter       | .3  |
|   | Pierre Plante     | .3  |
|   | Wayne Babych      | .3  |
|   | Pierre Turgeon    | .3  |

# Team & Individual Results, Records & Stats

## All-Time Offensive Leaders

### GAME-WINNING GOALS

|    |                      |            |
|----|----------------------|------------|
| 1  | Brett Hull           | .70        |
| 2  | Pavol Demitra        | .45        |
| 3  | Garry Unger          | .40        |
| 4  | Bernie Federko       | .39        |
| 5  | Red Berenson         | .29        |
|    | Brian Sutter         | .29        |
| 7  | <b>Keith Tkachuk</b> | <b>.28</b> |
| 8  | Pierre Turgeon       | .25        |
| 9  | Brendan Shanahan     | .24        |
| 10 | Al MacInnis          | .22        |

### GAME-TYING GOALS

|    |                     |     |
|----|---------------------|-----|
| 1  | Garry Unger         | .19 |
| 2  | Red Berenson        | .15 |
|    | Bernie Federko      | .15 |
| 4  | Brian Sutter        | .11 |
| 5  | Wayne Babych        | .9  |
| 6  | Pierre Plante       | .8  |
|    | Frank St. Marseille | .8  |
|    | Gary Sabourin       | .8  |
| 9  | Jorgen Pettersson   | .7  |
| 10 | Jim Roberts         | .7  |
|    | Brett Hull          | .7  |

### POWER-PLAY GOALS

|    |                      |            |
|----|----------------------|------------|
| 1  | Brett Hull           | .195       |
| 2  | Bernie Federko       | .116       |
| 3  | Brian Sutter         | .107       |
| 4  | <b>Keith Tkachuk</b> | <b>.91</b> |
| 5  | Garry Unger          | .86        |
| 6  | Pavol Demitra        | .63        |
| 7  | Al MacInnis          | .55        |
| 8  | Red Berenson         | .53        |
| 9  | Brendan Shanahan     | .52        |
| 10 | Joe Mullen           | .51        |

### SHORT-HANDED GOALS

|    |                  |     |
|----|------------------|-----|
| 1  | Larry Patey      | .23 |
| 2  | Brett Hull       | .18 |
| 3  | Rick Meagher     | .13 |
| 4  | Chuck Lefley     | .10 |
|    | Scott Pellerin   | .10 |
| 6  | Bill McCreary    | .9  |
|    | Brendan Shanahan | .9  |
|    | Craig Conroy     | .9  |
| 9  | Terry Crisp      | .8  |
| 10 | Jim Roberts      | .7  |
|    | Ron Wilson       | .7  |

### SHOTS ON GOAL

|    |                |       |
|----|----------------|-------|
| 1  | Brett Hull     | 3,367 |
| 2  | Garry Unger    | 2,473 |
| 3  | Al MacInnis    | 2,266 |
| 4  | Bernie Federko | 1,969 |
| 5  | Brian Sutter   | 1,686 |
| 6  | Red Berenson   | 1,563 |
| 7  | Rob Ramage     | 1,421 |
| 8  | Gary Sabourin  | 1,357 |
| 9  | Chris Pronger  | 1,333 |
| 10 | Scott Young    | 1,264 |

## All-Time Goaltending Leaders

| GAMES PLAYED |                      | WINS |                     | SHUTOUTS |                   |
|--------------|----------------------|------|---------------------|----------|-------------------|
| 1            | Mike Liut 347        | 1    | Mike Liut 151       | 1        | Glenn Hall 16     |
| 2            | Curtis Joseph 280    | 2    | Curtis Joseph 137   | 2        | Roman Turek 13    |
| 3            | Grant Fuhr 249       | 3    | Grant Fuhr 108      | 3        | Brent Johnson 12  |
| 4            | Greg Millen 209      | 4    | Greg Millen 85      | 4        | Grant Fuhr 11     |
| 5            | Rick Wamsley 154     | 5    | Brent Johnson 76    | 5        | Manny Legace 10   |
| 6            | Brent Johnson 143    | 6    | Rick Wamsley 75     |          | Jacques Plante 10 |
| 7            | Glenn Hall 140       | 7    | Roman Turek 66      |          | Mike Liut 10      |
| 8            | Manny Legace 140     | 8    | Manny Legace 63     | 8        | Greg Millen 9     |
| 9            | Ed Staniowski 137    | 9    | Vincent Riendeau 58 | 9        | Ernie Wakely 8    |
| 10           | Vincent Riendeau 122 |      | Glenn Hall 58       | 10       | Jamie McLennan 7  |

| ASSISTS |                    | MINUTES PLAYED |                      | GOALS-AGAINST AVERAGE |                         |
|---------|--------------------|----------------|----------------------|-----------------------|-------------------------|
| 1       | Curtis Joseph 17   | 1              | Mike Liut 20,010     | 1                     | Jacques Plante 2.07     |
| 2       | Mike Liut 7        | 2              | Curtis Joseph 15,987 | 2                     | Roman Turek 2.10        |
| 3       | Brent Johnson 5    | 3              | Grant Fuhr 14,094    | 3                     | Jamie McLennan 2.21     |
|         | Grant Fuhr 5       | 4              | Greg Millen 12,375   | 4                     | Brent Johnson 2.26      |
| 5       | Yves Belanger 4    | 5              | Rick Wamsley 9,064   | 5                     | Chris Osgood 2.34       |
| 6       | Ernie Wakely 3     | 6              | Brent Johnson 8,056  | <b>6</b>              | <b>Chris Mason 2.41</b> |
|         | Vincent Riendeau 3 | 7              | Manny Legace 7,638   | 7                     | Glenn Hall 2.43         |
|         | Greg Millen 3      | 8              | Glenn Hall 7,983     | 8                     | Fred Brathwaite 2.51    |
| 9       | Manny Legace 2     | 9              | Ed Staniowski 7,504  | 9                     | Seth Martin 2.59        |
|         | Jacques Plante 2   | 10             | Vince Riendeau 7,221 | 10                    | Manny Legace 2.62       |
|         | John Davidson 2    |                |                      |                       |                         |
|         | Phil Myre 2        |                |                      |                       |                         |
|         | Roman Turek 2      |                |                      |                       |                         |

\*Minimum 25 games played

# Team & Individual Results, Records & Stats

## All-Time Team Records

### SEASON HIGHS

|   |  |
|---|--|
| <b>POINTS, ONE SEASON:</b> 114 - 1999-2000 (51-20-11)                                 | <b>20-OR-MORE GOAL SCORERS, ONE SEASON:</b> 10 - 1980-81                               |
| <b>HOME POINTS, ONE SEASON:</b> 64 - 2000-01 (28-5-5-3)                               | <b>30-OR-MORE GOAL SCORERS, ONE SEASON:</b> 5 - 1980-81                                |
| <b>ROAD POINTS, ONE SEASON:</b> 58 - 1999-2000 (27-10-4)                              | <b>40-OR-MORE GOAL SCORERS, ONE SEASON:</b> 2 - (2x) (last 1993-94)                    |
| <b>WINS, ONE SEASON:</b> 51 - 1999-2000   | <b>50-OR-MORE GOAL SCORERS, ONE SEASON:</b> 2 - (2x) (last 1993-94)                    |
| <b>HOME WINS, ONE SEASON:</b> 29 - 1980-81  | <b>60-OR-MORE GOAL SCORERS, ONE SEASON:</b> 1 - 1989-90, 1990-91, 1991-92              |
| <b>ROAD WINS, ONE SEASON:</b> 27 - 1999-2000  | <b>70-OR-MORE GOAL SCORERS, ONE SEASON:</b> 1 - 1989-90, 1990-91, 1991-92              |
| <b>OVERTIME WINS, ONE SEASON:</b> 11 - 2003-04  | <b>80-OR-MORE GOAL SCORERS, ONE SEASON:</b> 1 - 1990-91                                |
| <b>LOSSES, ONE SEASON:</b> 50 - 1978-79   | <b>POWER PLAY GOALS, ONE SEASON:</b> 86 - 1993-94                                      |
| <b>HOME LOSSES, ONE SEASON:</b> 23 - 2005-06  | <b>POWER PLAY GOALS AGAINST, ONE SEASON:</b> 98 - 1975-76                              |
| <b>ROAD LOSSES, ONE SEASON:</b> 30 - 1978-79  | <b>SHORT HAND GOALS, ONE SEASON:</b> 21 - 1975-76                                      |
| <b>OVERTIME LOSSES, ONE SEASON:</b> 8 - 2007-08                                       | <b>SHORT HAND GOALS AGAINST, ONE SEASON:</b> 18 - 1990-91                              |
| <b>TIES, ONE SEASON:</b> 19 - 1970-71   | <b>ASSISTS, ONE SEASON:</b> 577 - 1980-81  |
| <b>SHOOTOUT WINS ONE SEASON:</b> 6 - 2006-07 and 2008-09                              | <b>PENALTY MINUTES, ONE SEASON:</b> 2,041 - 1991-92                                    |
| <b>SHOOTOUT LOSSES ONE SEASON:</b> 8 - 2005-06  | <b>PENALTIES, ONE SEASON:</b> 707 - 1987-88<br>(582 minors, 99 majors, 26 misconducts) |
| <b>HOME TIES, ONE SEASON:</b> 9 - (3x) (last 1995-96)                                 | <b>MINORS, ONE SEASON:</b> 582 - 1987-88, 1995-96                                      |
| <b>ROAD TIES, ONE SEASON:</b> 14 - 1980-81  | <b>MAJORS, ONE SEASON:</b> 99 - 1987-88  |
| <b>SHUTOUTS, ONE SEASON:</b> 13 - 1968-69   | <b>MISCONDUCTS, ONE SEASON:</b> 50 - 1991-92   |
| <b>TIMES SHUTOUT, ONE SEASON:</b> 9 - (2x) (last 2003-04)                             |  |
| <b>CONSECUTIVE SHUTOUT GAMES, FOR:</b> 3 - Dec. 1-Dec. 6, 1988-89                     |  |
| <b>CONSECUTIVE SHUTOUT GAMES, AGAINST:</b> 2 - (9x)<br>(last Dec. 26 and 28, 2007-08) |  |
| <b>POINTS SCORED, ONE SEASON:</b> 929 - 1980-81                                       |  |
| <b>GOALS, ONE SEASON:</b> 352 - 1980-81   |  |
| <b>GOALS AGAINST, ONE SEASON:</b> 349 - 1980-81                                       |  |

### SEASON LOWS

|   |   |
|---|---|
| <b>POINTS, ONE SEASON:</b> 48 - 1978-79 (18-50-12)                    | <b>TIMES SHUTOUT, ONE SEASON:</b> none - 1981-82                                    |
| <b>HOME POINTS, ONE SEASON:</b> 30 - 2005-06 (12-23-6)                | <b>SCORING POINTS, ONE SEASON:</b> 454 - 1967-68                                    |
| <b>ROAD POINTS, ONE SEASON:</b> 14 - 1978-79 (4-30-6)                 | <b>GOALS, ONE SEASON:</b> 177 - 1967-68   |
| <b>WINS, ONE SEASON:</b> 18 - 1978-79                                 | <b>GOALS AGAINST, ONE SEASON:</b> 157 - 1968-69 (135 - 1994-95*)                    |
| <b>HOME WINS, ONE SEASON:</b> 12 - (2x) (last 2005-06)                | <b>POWER PLAY GOALS, ONE SEASON:</b> 39 - 1972-73 (36 - 1994-95*)                   |
| <b>ROAD WINS, ONE SEASON:</b> 4 - 1978-79                             | <b>POWER PLAY GOALS AGAINST, ONE SEASON:</b> 37 - 1967-68                           |
| <b>LOSSES, ONE SEASON:</b> 18 - 1980-81 (15 - 1994-95*)               | <b>SHORT HAND GOALS, ONE SEASON:</b> 2 - 1977-78                                    |
| <b>HOME LOSSES, ONE SEASON:</b> 7 - 1970-71, 1980-81 (6 - 1994-95*)   | <b>SHORT HAND GOALS AGAINST, ONE SEASON:</b> 1 - 1972-73                            |
| <b>ROAD LOSSES, ONE SEASON:</b> 10 - 1999-2000, (9 - 1994-95*)        | <b>ASSISTS, ONE SEASON:</b> 277 - 1967-68   |
| <b>TIES, ONE SEASON:</b> 7 - 1983-84 (5 - 1994-95*)                   | <b>PENALTY MINUTES, ONE SEASON:</b> 792 - 1967-68                                   |
| <b>HOME TIES, ONE SEASON:</b> 1 - 2001-02                             | <b>PENALTIES, ONE SEASON:</b> 324 - 1967-68 (297 minors, 16 majors, 12 misconducts) |
| <b>ROAD TIES, ONE SEASON:</b> 3 - 1985-86, 1993-94 (1994-95*) 1997-98 | <b>MINORS, ONE SEASON:</b> 250 - 1977-78  |
| <b>SHOOTOUT WINS ONE SEASON:</b> 3 - 2007-08                          | <b>MAJORS, ONE SEASON:</b> 16 - (2x) (last 1968-69)                                 |
| <b>SHOOTOUT LOSSES ONE SEASON:</b> 5 - 2007-08                        | <b>MISCONDUCTS, ONE SEASON:</b> 8 - 1979-80   |
| <b>SHUTOUTS, ONE SEASON:</b> none - 1986-87                           | <i>*Denotes Lock-Out Season</i>   |

### STREAKS

|   |  |
|---|--|
| <b>LONGEST WINNING STREAK, REGULAR SEASON:</b> 10 games 2001-02<br>(Jan. 3 - Jan. 23)   | <b>LONGEST HOME WINLESS STREAK:</b> 7 games - (2x), 2005-06<br>(Oct. 22 - Nov. 26) 1982-83 (Dec. 28 - Jan. 25) (0-5-2) |
| <b>LONGEST WINNING STREAK, INCLUDING PLAYOFFS:</b> 10 games -<br>1968-69 (March 26 - Apr. 21) 2 regular season, 8 playoff games | <b>LONGEST ROAD WINLESS STREAK:</b> 17 games - 1973-74<br>(Jan. 23 - Apr. 7) (0-14-3)                                  |
| <b>LONGEST HOME WINNING STREAK:</b> 9 games - 1990-91 (Jan. 26 - Feb. 26)   | <b>LONGEST STREAK OF GAMES TIED:</b> 3 games - (8x)<br>(last 1995-96, Jan. 11 - Jan. 14)                               |
| <b>LONGEST ROAD WINNING STREAK:</b> 10 games - 1999-2000<br>(Jan. 1 - March 2)  | <b>LONGEST STREAK OF HOME GAMES TIED:</b> 3 games - (2x)<br>(last 1984-85, Dec. 4 - 11)                                |
| <b>LONGEST UNDEFEATED STREAK:</b> 12 games - (2x)<br>(last 2000-01, Nov. 24 - Dec. 26) (11-0-1)                                 | <b>LONGEST STREAK OF ROAD GAMES TIED:</b> 5 games - 1967-68<br>(Jan. 10 - 25)  |
| <b>LONGEST HOME UNDEFEATED STREAK:</b> 11 games - (4x)<br>(last 1993-94, Oct. 7 - Nov. 26) (7-0-4)                              | <b>LONGEST STREAK OF SHOOTOUT GAMES:</b> 2 games - Jan. 19-20  |
| <b>LONGEST ROAD UNDEFEATED STREAK:</b> 11 games - 1999-2000<br>(Jan. 1 - March 4) (10-0-1)                                      | <b>LONGEST NON-SHUTOUT STREAK:</b> 119 games - April 5, 1981 -<br>Dec. 28, 1982  |
| <b>LONGEST LOSING STREAK:</b> 13 games - 2005-06 (March 16-April 8)   | <b>LONGEST SEQUENCE BLUES SHUTOUT OPPONENT:</b><br>186:15 consecutive minutes, Manny Legace, Dec. 28-Jan. 8, 2007-08   |
| <b>LONGEST HOME LOSING STREAK:</b> 7 games - 2005-06 (Oct. 22 - Nov. 26)  | <b>LONGEST SEQUENCE OPPONENTS SHUTOUT BLUES:</b><br>179:54 consecutive minutes, March 7-13, 1971                       |
| <b>LONGEST ROAD LOSING STREAK:</b> 10 games - (3x)<br>(last 2007-08, Feb. 16-March 15)  |  |
| <b>LONGEST WINLESS STREAK:</b> 13 games - 2005-06<br>(March 16-April 8) (0-10-3)  |  |



## All-Time Team Records

### HIGHS

**GOALS, BLUES, ONE GAME:** 11 - St. Louis 11 at Ottawa 1 - Feb. 26, 1994  
**GOALS AGAINST, ONE GAME:** 11 - (2x) (last, Nov. 25, 1992 at Detroit)  
**GOALS, BOTH TEAMS, ONE GAME:** 18 - Jan. 27, 1984 vs. Minnesota  
**GOALS, BOTH TEAMS, ONE PERIOD:** 10 - March 15, 1988 vs. Chicago, (3rd period)  
**GOALS, BLUES, ONE PERIOD:** 6 - (3x) (last, Feb. 23, 1991 vs. Boston) (3rd period)  
**GOALS AGAINST, ONE PERIOD:** 7 - Nov. 22, 1972 at Pittsburgh, (3rd period)  
**POWER PLAY GOALS, BLUES, ONE GAME:** 5 - Jan. 25, 1991 at Detroit  
**POWER PLAY GOALS AGAINST, ONE GAME:** 5 - (2x) (last, Dec. 30, 2003 vs. Philadelphia)  
**MOST SHORT HAND GOALS, ONE GAME:** 3 - Dec. 22, 1990 vs. Chicago

**SHOTS, BLUES, ONE GAME:** 61 - Feb. 14, 1970 vs. Los Angeles  
**SHOTS, OPPONENTS, ONE GAME:** 54 - (3x) (last, March 2, 1992 at Vancouver)  
**SHOTS, BLUES, ONE PERIOD:** 27 - Dec. 29, 1984 vs. N.Y. Islanders, (3rd period)  
**SHOTS, OPPONENTS, ONE PERIOD:** 27 - March 2, 1992 at Vancouver (3rd period)  
**SHOTS, BOTH TEAMS, ONE GAME:** 96 - Washington (42) at St. Louis (54), Feb. 27, 1992  
**SHOTS, BOTH TEAMS, ONE OVERTIME GAME:** 93 - N.Y. Rangers (42) at St. Louis (51), Jan. 12, 1985  
**SHOTS, BOTH TEAMS, ONE PERIOD:** 38 - Atlanta (17) at St. Louis (21), Oct. 25, 1975 (3rd period)  
**PENALTY MINUTES, BOTH TEAMS, ONE GAME:** 278 - Mar. 17, 1991 at Chicago, (24 minors, 12 majors, 17 misconducts)

### FEWEST

**SHOTS, BLUES, ONE GAME:** 10 - Nov. 27, 1977 at Boston  
**SHOTS, OPPONENTS, ONE GAME:** 9 - (2x) (last, Dec. 15, 2001 vs. Calgary)  
**SHOTS, BLUES, ONE PERIOD:** none - (2x) (last, Jan. 22, 2000 vs. NY Rangers) (first period)  
**SHOTS, OPPONENTS, ONE PERIOD:** none - Feb. 26, 1997

at San Jose, (third period)  
**SHOTS, BOTH TEAMS, ONE GAME:** 31 - St. Louis (16) at Philadelphia (15), Nov. 17, 1988  
**SHOTS, BOTH TEAMS, ONE PERIOD:** 5 - (2x) (last, Jan. 12, 1974 St. Louis (3) at Buffalo (2)) (3rd period)

### MISCELLANEOUS

**LARGEST MARGIN OF VICTORY:** 10 - 11-1 at Ottawa, Feb. 26, 1994  
**LARGEST MARGIN OF DEFEAT:** 9 - 1-10 at Detroit, Nov. 16, 1977  
**HIGHEST TIE SCORE:** 8-8 - at Detroit, Oct. 14, 1988

**MOST POINTS, BLUES, ONE GAME:** 29 - vs. Toronto, Jan. 15, 1986  
 10-1 W (10 goals - 19 assists)

## All-Time Individual Records

### GAMES PLAYED

**MOST GAMES:** 927 - Bernie Federko  
**MOST GAMES, INCLUDING PLAYOFFS:** 1,018 - Bernie Federko, 1976-77 through 1987-88, 927 regular season games, 91 playoff games

**MOST CONSECUTIVE GAMES:** 662 - Garry Unger  
**MOST GAMES, ONE SEASON:** 84 - Craig Janney, Rich Sutter, Garth Butcher, 1992-93

### GOALS

**MOST GOALS, CAREER:** 527 - Brett Hull  
**MOST GOALS, ONE SEASON:** 86 - Brett Hull, 1990-91  
**MOST GOALS, ONE SEASON, ROOKIE:** 37 - Jorgen Pettersson, 1980-81  
**MOST GOALS, ONE SEASON, CENTER:** 42 - Doug Gilmour, 1986-87  
**MOST GOALS, ONE SEASON, LEFT WING:** 52 - Brendan Shanahan, 1993-94  
**MOST GOALS, ONE SEASON, RIGHT WING:** 86 - Brett Hull, 1990-91  
**MOST GOALS, ONE SEASON, DEFENSEMAN:** 25 - Jeff Brown, 1992-93  
**MOST GOALS, ONE GAME:** 6 - Red Berenson, Nov. 7, 1968 at Philadelphia  
**MOST GOALS, ONE PERIOD:** 4 - Red Berenson, Nov. 7, 1968 at Philadelphia, (second period)  
**MOST THREE GOAL GAMES, ONE SEASON:** 8 - Brett Hull, 1991-92

**MOST CONSECUTIVE THREE GOAL GAMES:** 2 - Brett Hull, 1990-91 (Oct. 24 @ Toronto & Oct. 25 vs. Toronto)  
**MOST POWER PLAY GOALS, ONE SEASON:** 29 - Brett Hull, 1990-91 & 1992-93  
**MOST POWER PLAY GOALS, ONE SEASON, DEFENSEMAN:** 12 - Jeff Brown, 1992-93  
**MOST POWER PLAY GOALS, ONE GAME:** 4 - Scott Mellanby, March 6, 2003 vs. Phoenix  
**MOST SHORT HAND GOALS, ONE SEASON:** 8 - (2 players) (last, Larry Patey, 1980-81)  
**MOST SHORT HAND GOALS, ONE GAME:** 2 - (2 players) (last, Michal Handzus, Feb. 15, 2000 vs. Atlanta)  
**MOST GAME WINNING GOALS, ONE SEASON:** 12 - Brett Hull, 1989-90  
**MOST OVERTIME GOALS, ONE SEASON:** 3 - Doug Weight (2003-04)  
**MOST OVERTIME GOALS, CAREER:** 7 - Pavol Demitra

# Team & Individual Results, Records & Stats

## All-Time Individual Records

### ASSISTS

**MOST ASSISTS, CAREER:** 721 - Bernie Federko  
**MOST ASSISTS, ONE SEASON:** 90 - Adam Oates, 1990-91  
**MOST ASSISTS, ONE SEASON, ROOKIE:** 37 - Tony Hrkac, 1987-88  
**MOST ASSISTS, ONE SEASON, CENTER:** 90 - Adam Oates, 1990-91  
**MOST ASSISTS, ONE SEASON, LEFT WING:** 51 - Brian Sutter, 1983-84  
**MOST ASSISTS, ONE SEASON, RIGHT WING:** 52 - (2 players)  
(last, Pavol Demitra, 1998-99)  
**MOST ASSISTS, ONE SEASON, DEFENSEMAN:** 56 - Rob Ramage, 1985-86

**MOST ASSISTS, ONE SEASON, GOALTENDER:** 9 - Curtis Joseph, 1991-92  
**MOST ASSISTS, ONE GAME:** 5 - (4 players)  
(last, Dallas Drake, Oct. 29, 2003 at Detroit)  
**MOST ASSISTS, ONE PERIOD:** 4 - (2 players)  
(last, Rik Wilson, Jan. 16, 1982 vs. Chicago)

### POINTS

**MOST POINTS, CAREER:** 1,073 - Bernie Federko  
**MOST POINTS, ONE SEASON:** 131 - Brett Hull, 1990-91  
**MOST POINTS, ONE SEASON, ROOKIE:** 73 - Jorgen Pettersson, 1980-81  
**MOST POINTS, ONE SEASON, CENTER:** 115 - Adam Oates, 1990-91  
**MOST POINTS, ONE SEASON, LEFT WING:** 102 - Brendan Shanahan,  
1993-94

**MOST POINTS, ONE SEASON, RIGHT WING:** 131 - Brett Hull, 1990-91  
**MOST POINTS, ONE SEASON, DEFENSEMAN:** 78 - Jeff Brown, 1992-93  
**MOST POINTS, ONE GAME:** 7 - (2 players) (last, Garry Unger (3g 4a),  
March 13, 1970 vs. Buffalo)

### FASTEST GOALS

**FASTEST GOAL FROM START OF GAME:** 8 seconds - Greg Paslawski, Oct.  
29, 1985 at Washington  
**FASTEST GOAL FROM START OF PERIOD:** 7 seconds - Garry Unger, Dec. 8,  
1974 at Washington, (2nd period)  
**FASTEST WINNING GOAL:** 12 seconds - Nick Harbaruk, Nov. 17, 1973 vs.  
NY Islanders, (1st period)  
**FASTEST TWO GOALS, ONE PLAYER:** 8 seconds - Joe Mullen,  
Jan. 5, 1982 vs. Minnesota

**FASTEST TWO GOALS, TWO DIFFERENT PLAYERS:** 7 seconds -  
Don McKenney and Frank St. Marseille, Jan. 24, 1968 vs. Minnesota  
**FASTEST THREE GOALS, THREE DIFFERENT PLAYERS:** 49 seconds -  
I. Laperriere, E. Tikkanen & A. Creighton, April 3, 1995 vs. Toronto,  
(second period)

### GOALTENDING

**MOST GAMES, CAREER:** 347 - Mike Liut  
**MOST GAMES, ONE SEASON:** 79 - Grant Fuhr, 1995-96  
**MOST CONSECUTIVE STARTS, ONE SEASON:** 76 - Grant Fuhr, 1995-96\*\*  
**MOST MINUTES PLAYED, CAREER:** 20,010 - Mike Liut  
**MOST MINUTES PLAYED, ONE SEASON:** 4,365 - Grant Fuhr, 1995-96  
**MOST GOALS AGAINST, CAREER:** 1,149 - Mike Liut  
**MOST GOALS AGAINST, ONE SEASON:** 250 - Mike Liut, 1981-82  
**MOST SHOTS AGAINST, ONE SEASON:** 2,382 - Curtis Joseph, 1993-94  
**MOST SHOTS SAVED, ONE SEASON:** 2,169 - Curtis Joseph, 1993-94  
**HIGHEST SAVE PERCENTAGE, ONE SEASON (MINIMUM 25 GAMES PLAYED):**  
.916% - Chris Mason, 2008-09  
**MOST WINS, CAREER:** 151 - Mike Liut  
**MOST WINS, ONE SEASON:** 42 - Roman Turek, 1999-2000  
**FASTEST GOALTENDER TO WIN 100 GAMES:** Curtis Joseph - (100 wins in  
209 games)

**LOWEST GOALS AGAINST AVERAGE, ONE SEASON:** 1.95 - Roman Turek,  
1999-2000  
**MOST SHUTOUTS, CAREER:** 16 - Glenn Hall  
**MOST SHUTOUTS, ONE SEASON:** 8 - Glenn Hall, 1968-69  
**MOST CONSECUTIVE SHUTOUT GAMES:** 3 - Greg Millen,  
1988-89 (Dec. 1 - Dec. 6)  
**MOST CONSECUTIVE SHUTOUT MINUTES:** 186:15, Manny Legace,  
2007-08 (Dec. 28-Jan. 8)  
**MOST CONSECUTIVE GAMES WON:** 10 - Brent Johnson, 2001-02  
(Jan. 3 - Jan. 23)  
**MOST CONSECUTIVE GAMES UNBEATEN:** 10 - Brent Johnson,  
2001-02 (Jan. 3 - Jan. 23)  
**MOST CONSECUTIVE GAMES TIED:** 3 - Curtis Joseph, 1991-92  
(Oct. 26 - Oct. 30)

\*\* NHL Record

### PENALTIES

**MOST PENALTY MINUTES, CAREER:** 1,786 - Brian Sutter  
**MOST PENALTY MINUTES, ONE SEASON:** 306 - Bob Gassoff, 1975-76  
**MOST PENALTY MINUTES, ONE SEASON, CENTER:** 183 - Bob Bassen,  
1990-91  
**MOST PENALTY MINUTES, ONE SEASON, LEFT WING:** 254 - Brian Sutter,  
1982-83  
**MOST PENALTY MINUTES, ONE SEASON, RIGHT WING:** 278 - Kelly Chase,  
1993-94  
**MOST PENALTY MINUTES, ONE SEASON, ROOKIE:** 244 - Kelly Chase,  
1989-90

**MOST MINORS, ONE SEASON:** 73 - Bob Gassoff, 1975-76  
**MOST MAJORS, ONE SEASON:** 26 - Brian Sutter, 1980-81  
**MOST MISCONDUCTS, ONE SEASON:** 10 - Steve Durbano, 1972-73  
**MOST PENALTY MINUTES, ONE GAME:** 57 - Reed Low, Feb. 28, 2002 at  
Calgary  
**MOST PENALTY MINUTES, ONE PERIOD:** 57 - Reed Low, Feb. 28, 2002 at  
Calgary (second period)

## All-Time Individual Records

### HIGHS

**MOST SEASONS:** 13 - Bernie Federko, 1976-77 through 1988-89  
**MOST CONSECUTIVE GAMES, SCORING POINTS:** 25 - Brett Hull, 1991-92, Nov. 28 - Jan. 23, (31 goals - 15 assists = 46 points)  
**MOST CONSECUTIVE GAMES, SCORING GOALS:** 10 - (2x) (last, Brett Hull, Dec. 19, 1991 to Jan. 8, 1992)  
**MOST CONSECUTIVE GAMES, RECORDING ASSISTS:** 12 - Pierre Turgeon, Dec. 4 - 30, 1999  
**MOST CONSECUTIVE GAMES SCORING GOALS FROM START OF SEASON:** 6 - Keith Tkachuk, Oct. 10-Oct. 22, 2008 (7 goals total)  
**MOST SHOTS, ONE SEASON:** 408 - Brett Hull, 1991-92  
**MOST SHOTS, ONE GAME:** 13 - (3 players) (last, Al MacInnis, April 3, 1996 vs. NY Islanders)  
**MOST 20-OR-MORE GOAL SEASONS:** 11 - Bernie Federko, 1978-79 through 1988-89  
**MOST CONSECUTIVE 20-OR-MORE GOAL SEASONS:** 11 - Bernie Federko, 1978-79 through 1988-89  
**MOST 30-OR-MORE GOAL SEASONS:** 8 - Brett Hull (1988-94 & 1995-97) Garry Unger (1971-79)  
**MOST CONSECUTIVE 30-OR-MORE GOAL SEASONS:** 8 - Garry Unger (1971-79)

**MOST 40 OR MORE GOAL SEASONS:** 8 - Brett Hull (1988-94 & 1995-97)  
**MOST CONSECUTIVE 40-OR-MORE GOAL SEASONS:** 6 - Brett Hull (1988-94)  
**MOST 50 OR MORE GOAL SEASONS:** 5 - Brett Hull (1989-94)  
**MOST CONSECUTIVE 50-OR-MORE GOAL SEASONS:** 5 - Brett Hull (1989-94)  
**MOST 60-OR-MORE GOAL SEASONS:** 3 - Brett Hull (1989-92)  
**MOST CONSECUTIVE 60-OR-MORE GOAL SEASONS:** 3 - Brett Hull (1989-92)  
**MOST 70-OR-MORE GOAL SEASONS:** 3 - Brett Hull (1989-92)  
**MOST CONSECUTIVE 70-OR-MORE GOAL SEASONS:** 3 - Brett Hull (1989-92)  
**MOST 80-OR-MORE GOAL SEASONS:** 1 - Brett Hull (1990-91)  
**MOST 100 OR MORE POINT SEASONS:** 4 - Brett Hull & Bernie Federko  
**MOST CONSECUTIVE 100-OR-MORE POINT SEASONS:** 4 - Brett Hull (1989-1993)



# BLUES HISTORY



## Management History

### ST. LOUIS BLUES OWNERS

|  |                       |
|--|-----------------------|
| <b>Dave Checketts and SCP Worldwide</b> .....  | <b>2006 - Present</b> |
| Bill Laurie .....                              | 1999 - 2006           |
| Kiel Center Partners .....                     | 1991 - 1999           |
| Mike Shanahan .....                            | 1986 - 1991           |
| Harry Ernest .....                             | 1983 - 1986           |
| Ralston Purina .....                           | 1977 - 1983           |
| Sidney Salomon, Jr. & Sidney Saloman III ..... | 1966 - 1977           |

### ST. LOUIS BLUES GENERAL MANAGERS

|                          |                       |
|--------------------------|-----------------------|
| <b>Larry Pleau</b> ..... | <b>1997 - Present</b> |
| Ronald Caron .....       | 1996 - 1997           |
| Mike Keenan .....        | 1994 - 1996           |
| Ronald Caron .....       | 1983 - 1994           |
| Emile Francis .....      | 1976 - 1983           |
| Denis Ball .....         | 1975 - 1976           |
| Gerry Ehman .....        | 1974 - 1975           |
| Charles Catto .....      | 1973 - 1974           |
| Sid Abel .....           | 1972 - 1973           |
| Lynn Patrick .....       | 1971 - 1972           |
| Scotty Bowman .....      | 1968 - 1971           |
| Lynn Patrick .....       | 1967 - 1968           |

### ST. LOUIS BLUES CAPTAINS

|  |                     |
|--|---------------------|
| <b>Eric Brewer</b> .....                   | <b>2008-Present</b> |
| Dallas Drake .....                         | 2005 - 2007         |
| Al MacInnis .....                          | 2002 - 2004         |
| Chris Pronger .....                        | 1997 - 2002         |
| No captain, three alternate captains ..... | 1996 - 1997         |
| Wayne Gretzky .....                        | 1996 - 1996         |
| Shayne Corson .....                        | 1995 - 1996         |
| Brett Hull .....                           | 1992 - 1995         |
| Garth Butcher .....                        | 1991 - 1992         |
| Scott Stevens .....                        | 1990 - 1991         |
| Rick Meagher .....                         | 1989 - 1990         |
| Bernie Federko .....                       | 1988 - 1989         |
| Brian Sutter .....                         | 1979 - 1988         |
| Barry Gibbs .....                          | 1978 - 1979         |
| Red Berenson .....                         | 1977 - 1978         |
| Appointment game by game basis .....       | 1976 - 1977         |
| Barclay Plager .....                       | 1972 - 1976         |
| Barclay Plager (after trade) .....         | 1970 - 1972         |
| Bob Plager (after trade) .....             | 1970 - 1972         |
| Frank St. Marseille (after trade) .....    | 1970 - 1972         |
| Garry Unger (after trade) .....            | 1970 - 1972         |
| Red Berenson (until trade) .....           | 1970 - 1971         |
| Al Arbour .....                            | 1967 - 1970         |

### ST. LOUIS BLUES PRESIDENTS

|                            |                       |
|----------------------------|-----------------------|
| <b>John Davidson</b> ..... | <b>2006 - Present</b> |
| Mark Sauer .....           | 1996 - 2006           |
| Jack Quinn .....           | 1986 - 1996           |
| Harry Ernest .....         | 1983 - 1986           |
| Emile Francis .....        | 1977 - 1983           |
| Sidney Salomon, III .....  | 1973 - 1977           |
| Sidney Salomon, Jr. ....   | 1967 - 1973           |

### ST. LOUIS BLUES HEAD COACHES

|                          |                                |
|--------------------------|--------------------------------|
| <b>Andy Murray</b> ..... | <b>Dec. 12, 2006 - Present</b> |
| Mike Kitchen .....       | Feb. 24, 2004 - Dec. 11, 2006  |
| Joel Quenneville .....   | Jan. 6, 1997 - Feb. 24, 2004   |
| Jim Roberts .....        | Dec. 19, 1996 - Jan. 6, 1997   |
| Mike Keenan .....        | July 17, 1994 - Dec. 19, 1996  |
| Bob Berry .....          | Oct. 29, 1992 - July 17, 1994  |
| Bob Plager .....         | May 1, 1992 - Oct. 29, 1992    |
| Brian Sutter .....       | June 20, 1988 - May 1, 1992    |
| Jacques Martin .....     | June 26, 1986 - May 17, 1988   |
| Jacques Demers .....     | Aug. 17, 1983 - June 13, 1986  |
| Barclay Plager .....     | Dec. 14, 1982 - April 11, 1983 |
| Emile Francis .....      | Mar. 8, 1982 - Dec. 14, 1982   |
| Red Berenson .....       | Dec. 8, 1979 - Mar. 8, 1982    |
| Barclay Plager .....     | Feb. 16, 1978 - Dec. 8, 1979   |
| Leo Boivin .....         | Aug. 5, 1977 - Feb. 16, 1977   |
| Emile Francis .....      | Sept. 14, 1976 - Aug. 5, 1977  |
| Leo Boivin .....         | Jan. 5, 1976 - Sept. 14, 1976  |
| Lynn Patrick .....       | Dec. 14, 1975 - Jan. 5, 1976   |
| Garry Young .....        | Nov. 4, 1974 - Dec. 14, 1975   |
| Lynn Patrick .....       | Oct. 30, 1974 - Nov. 4, 1974   |
| Lou Angotti .....        | Feb. 16, 1974 - Oct. 30, 1974  |
| Jean-Guy Talbot .....    | Nov. 9, 1972 - Feb. 16, 1974   |
| Al Arbour .....          | Dec. 25, 1971 - Nov. 9, 1972   |
| Bill McCreary .....      | Oct. 31, 1971 - Dec. 25, 1971  |
| Sid Abel .....           | May 7, 1971 - Oct. 31, 1971    |
| Scotty Bowman .....      | Feb. 8, 1971 - May 7, 1971     |
| Al Arbour .....          | June 5, 1970 - Feb. 8, 1971    |
| Scotty Bowman .....      | Nov. 22, 1967 - June 5, 1970   |
| Lynn Patrick .....       | Oct. 11, 1967 - Nov. 22, 1967  |

# Blues History

## All-Time Coaching Register

| COACH            | YEAR    | W  | L  | T  | OTL | PTS | PCTG. |
|------------------|---------|----|----|----|-----|-----|-------|
| Andy Murray      | 2008-09 | 41 | 31 | -  | 10  | 92  | .561  |
| Andy Murray      | 2007-08 | 33 | 36 | -  | 13  | 79  | .482  |
| Andy Murray      | 2006-07 | 27 | 18 | -  | 9   | 63  | .583  |
| Mike Kitchen     | 2006-07 | 7  | 17 | -  | 4   | 18  | .321  |
| Mike Kitchen     | 2005-06 | 21 | 46 | -  | 15  | 57  | .348  |
| Mike Kitchen     | 2003-04 | 10 | 7  | 4  | 0   | 24  | .571  |
| Joel Quenneville | 2003-04 | 29 | 23 | 7  | 2   | 67  | .532  |
| Joel Quenneville | 2002-03 | 41 | 24 | 11 | 6   | 99  | .604  |
| Joel Quenneville | 2001-02 | 43 | 27 | 8  | 4   | 98  | .598  |
| Joel Quenneville | 2000-01 | 43 | 22 | 12 | 5   | 103 | .628  |
| Joel Quenneville | 1999-00 | 51 | 19 | 11 | 1   | 114 | .695  |
| Joel Quenneville | 1998-99 | 37 | 32 | 13 | -   | 87  | .530  |
| Joel Quenneville | 1997-98 | 45 | 29 | 8  | -   | 98  | .598  |
| Joel Quenneville | 1996-97 | 18 | 15 | 7  | -   | 43  | .538  |
| Jim Roberts      | 1996-97 | 3  | 3  | 3  | -   | 9   | .500  |
| Mike Keenan      | 1996-97 | 15 | 17 | 1  | -   | 31  | .470  |
| Mike Keenan      | 1995-96 | 32 | 34 | 16 | -   | 80  | .488  |
| Mike Keenan      | 1994-95 | 28 | 15 | 5  | -   | 61  | .635  |
| Bob Berry        | 1993-94 | 40 | 33 | 11 | -   | 91  | .542  |
| Bob Plager       | 1992-93 | 4  | 6  | 1  | -   | 9   | .409  |
| Bob Berry        | 1992-93 | 33 | 30 | 10 | -   | 76  | .521  |
| Brian Sutter     | 1991-92 | 36 | 33 | 11 | -   | 83  | .519  |
| Brian Sutter     | 1990-91 | 47 | 22 | 11 | -   | 105 | .656  |
| Brian Sutter     | 1989-90 | 37 | 34 | 9  | -   | 83  | .519  |
| Brian Sutter     | 1988-89 | 33 | 35 | 12 | -   | 78  | .488  |
| Jacques Martin   | 1987-88 | 34 | 38 | 8  | -   | 76  | .475  |
| Jacques Martin   | 1986-87 | 32 | 33 | 15 | -   | 79  | .494  |
| Jacques Demers   | 1985-86 | 37 | 34 | 9  | -   | 83  | .519  |
| Jacques Demers   | 1984-85 | 37 | 31 | 12 | -   | 86  | .538  |
| Jacques Demers   | 1983-84 | 32 | 41 | 7  | -   | 71  | .444  |
| Emile Francis    | 1982-83 | 10 | 19 | 3  | -   | 23  | .359  |
| Barclay Plager   | 1982-83 | 15 | 21 | 12 | -   | 42  | .438  |
| Red Berenson     | 1981-82 | 28 | 34 | 6  | -   | 62  | .456  |
| Emile Francis    | 1981-82 | 4  | 6  | 2  | -   | 10  | .417  |
| Red Berenson     | 1980-81 | 45 | 18 | 17 | -   | 107 | .669  |
| Red Berenson     | 1979-80 | 27 | 20 | 9  | -   | 63  | .563  |
| Barclay Plager   | 1979-80 | 7  | 14 | 3  | -   | 17  | .354  |
| Barclay Plager   | 1978-79 | 18 | 50 | 12 | -   | 48  | .300  |
| Leo Boivin       | 1977-78 | 11 | 36 | 7  | -   | 29  | .269  |
| Barclay Plager   | 1977-78 | 9  | 11 | 6  | -   | 24  | .462  |
| Emile Francis    | 1976-77 | 32 | 39 | 9  | -   | 73  | .456  |
| Leo Boivin       | 1975-76 | 17 | 17 | 9  | -   | 43  | .500  |
| Garry Young      | 1975-76 | 9  | 15 | 5  | -   | 23  | .397  |
| Lynn Patrick     | 1975-76 | 3  | 5  | 0  | -   | 6   | .375  |
| Garry Young      | 1974-75 | 32 | 26 | 11 | -   | 75  | .543  |
| Lou Angotti      | 1974-75 | 2  | 5  | 2  | -   | 6   | .333  |
| Lynn Patrick     | 1974-75 | 1  | 0  | 1  | -   | 3   | .750  |
| Jean-Guy Talbot  | 1973-74 | 22 | 25 | 8  | -   | 52  | .473  |
| Lou Angotti      | 1973-74 | 4  | 15 | 4  | -   | 12  | .261  |
| Jean-Guy Talbot  | 1972-73 | 30 | 28 | 7  | -   | 67  | .515  |
| Al Arbour        | 1972-73 | 2  | 6  | 5  | -   | 9   | .346  |
| Al Arbour        | 1971-72 | 19 | 19 | 6  | -   | 44  | .500  |
| Sid Abel         | 1971-72 | 3  | 6  | 1  | -   | 7   | .350  |
| Bill McCreary    | 1971-72 | 6  | 14 | 4  | -   | 16  | .333  |
| Al Arbour        | 1970-71 | 21 | 15 | 14 | -   | 56  | .560  |
| Scotty Bowman    | 1970-71 | 13 | 10 | 5  | -   | 31  | .554  |
| Scotty Bowman    | 1969-70 | 37 | 27 | 12 | -   | 86  | .566  |
| Scotty Bowman    | 1968-69 | 37 | 25 | 14 | -   | 88  | .579  |
| Scotty Bowman    | 1967-68 | 23 | 21 | 14 | -   | 60  | .517  |
| Lynn Patrick     | 1967-68 | 4  | 10 | 2  | -   | 10  | .313  |



## Result of Coach's First Game

| COACH            | DATE     | OPPONENT         | SCORE | RESULTS | COACH           | DATE     | OPPONENT        | SCORE | RESULTS |
|------------------|----------|------------------|-------|---------|-----------------|----------|-----------------|-------|---------|
| Andy Murray      | 12/12/06 | vs. Chicago      | 2-3   | L       | Emile Francis   | 10/7/76  | vs. Chicago     | 4-6   | L       |
| Mike Kitchen     | 2/26/04  | @ Colorado       | 2-2   | T       | Leo Boivin      | 1/6/76   | vs. NY Rangers  | 5-2   | W       |
| Joel Quenneville | 1/7/97   | vs. Edmonton     | 2-5   | L       | Lynn Patrick    | 12/14/75 | @ Chicago       | 4-3   | W       |
| Jim Roberts      | 12/19/96 | vs. Pittsburgh   | 0-4   | L       | Garry Young     | 11/5/74  | vs. Los Angeles | 4-3   | L       |
| Mike Keenan      | 1/20/95  | @ San Jose       | 5-2   | W       | Lynn Patrick    | 10/31/74 | @ Los Angeles   | 1-1   | T       |
| Bob Berry        | 10/31/92 | vs. Philadelphia | 6-4   | W       | Lou Angotti     | 2/16/73  | vs. Minnesota   | 4-2   | L       |
| Bob Plager       | 10/6/92  | vs. Minnesota    | 6-4   | W       | Jean-Guy Talbot | 11/11/72 | vs. Toronto     | 1-0   | W       |
| Brian Sutter     | 10/6/88  | @ Minnesota      | 8-3   | W       | Al Arbour       | 12/25/71 | vs. Buffalo     | 5-5   | T       |
| Jacques Martin   | 10/9/86  | @ Los Angeles    | 4-3   | W       | Bill McCreary   | 11/3/71  | @ Montreal      | 5-1   | L       |
| Jacques Demers   | 10/4/83  | vs. Pittsburgh   | 5-3   | W       | Sid Abel        | 10/9/71  | vs. Chicago     | 4-2   | L       |
| Barclay Plager   | 12/14/82 | vs. Winnipeg     | 4-3   | L       | Scotty Bowman   | 2/7/71   | @ Philadelphia  | 6-2   | W       |
| Emile Francis    | 3/9/82   | vs. NY Islanders | 6-4   | L       | Al Arbour       | 10/10/70 | vs. NY Rangers  | 3-1   | W       |
| Red Berenson     | 12/11/79 | vs. Pittsburgh   | 3-3   | T       | Scotty Bowman   | 11/22/67 | vs. Montreal    | 3-1   | L       |
| Barclay Plager   | 2/18/78  | vs. Vancouver    | 4-3   | W       | Lynn Patrick    | 10/11/67 | vs. Minnesota   | 2-2   | T       |

### HOME OPENERS

| DATE                        | OPPONENT         | SCORE        | RESULTS |
|-----------------------------|------------------|--------------|---------|
| 10/10/08                    | Nashville        | 5-2          | W       |
| 10/10/02                    | Anaheim          | 3-4          | L       |
| 10/2/99                     | Phoenix          | 2-1          | L       |
| 10/1/97                     | Buffalo          | 3-1          | L       |
| 10/4/96                     | Colorado         | 4-2          | W       |
| 10/7/93                     | Florida          | 5-3          | W       |
| 10/6/92                     | Minnesota        | 6-4          | W       |
| 10/4/83                     | Pittsburgh       | 5-3          | W       |
| 10/6/81                     | Pittsburgh       | 6-2          | W       |
| 10/9/80                     | Hartford         | 8-6          | W       |
| 10/7/76                     | Chicago          | 6-4          | L       |
| 10/7/72                     | Philadelphia     | 4-4          | T       |
| 10/9/71                     | Chicago          | 4-2          | L       |
| 10/10/70                    | New York Rangers | 3-1          | W       |
| 10/11/69                    | Chicago          | 7-2          | W       |
| 10/11/67                    | Minnesota        | 2-2          | T       |
| <b>Overall Home Record:</b> |                  | <b>9-5-2</b> |         |

### ROAD OPENERS

| DATE                        | OPPONENT    | SCORE         | RESULTS |
|-----------------------------|-------------|---------------|---------|
| 10/4/07                     | Phoenix     | 2-3           | L       |
| 10/5/06                     | San Jose    | 4-5           | OTL     |
| 10/5/05                     | Detroit     | 1-5           | L       |
| 10/10/03                    | Phoenix     | 1-2           | OTL     |
| 10/4/01                     | Columbus    | 4-4           | T       |
| 10/5/00                     | Phoenix     | 4-1           | L       |
| 10/10/98                    | Boston      | 3-3           | T       |
| 10/7/95                     | Washington  | 4-1           | L       |
| 1/10/95                     | San Jose    | 5-2           | W       |
| 10/5/91                     | New Jersey  | 7-2           | L       |
| 10/4/90                     | Minnesota   | 3-2           | W       |
| 10/5/89                     | Chicago     | 8-3           | W       |
| 10/6/88                     | Minnesota   | 8-3           | W       |
| 10/8/87                     | Vancouver   | 8-2           | L       |
| 10/9/86                     | Los Angeles | 4-3           | W       |
| 10/12/85                    | Vancouver   | 4-3           | W       |
| 10/11/84                    | Calgary     | 4-2           | W       |
| 10/6/82                     | Detroit     | 2-1           | W       |
| 10/9/79                     | Vancouver   | 5-2           | W       |
| 10/11/78                    | Detroit     | 5-4           | W       |
| 10/12/77                    | Pittsburgh  | 4-2           | L       |
| 10/8/75                     | Detroit     | 1-1           | T       |
| 10/9/74                     | California  | 4-4           | T       |
| 10/10/73                    | California  | 2-1           | L       |
| 10/11/68                    | Chicago     | 4-3           | L       |
| <b>Overall Road Record:</b> |             | <b>10-9-6</b> |         |

### ALL TIME COACHING RECORD

| COACH              | GAMES      | W          | L         | T        | OTL       | PCTG.       | COACH         | GAMES | W  | L  | T  | OTL | PCTG. |
|--------------------|------------|------------|-----------|----------|-----------|-------------|---------------|-------|----|----|----|-----|-------|
| Joel Quenneville   | 593        | 307        | 191       | 77       | 18        | .582        | Emile Francis | 124   | 46 | 64 | 14 | -   | .427  |
| Brian Sutter       | 320        | 153        | 124       | 43       | -         | .545        | Al Arbour     | 107   | 42 | 40 | 25 | -   | .509  |
| Scotty Bowman      | 239        | 110        | 83        | 45       | -         | .554        | Garry Young   | 98    | 41 | 41 | 16 | -   | .500  |
| Jacques Demers     | 240        | 106        | 106       | 28       | -         | .500        | Mike Kitchen  | 131   | 38 | 70 | 4  | 19  | .377  |
| <b>Andy Murray</b> | <b>218</b> | <b>101</b> | <b>85</b> | <b>-</b> | <b>32</b> | <b>.537</b> | Leo Boivin    | 97    | 28 | 53 | 16 | -   | .371  |
| Red Berenson       | 204        | 100        | 72        | 32       | -         | .569        | Lynn Patrick  | 26    | 8  | 15 | 3  | -   | .365  |
| Mike Keenan        | 163        | 75         | 66        | 22       | -         | .528        | Bill McCreary | 24    | 6  | 14 | 4  | -   | .333  |
| Bob Berry          | 157        | 73         | 63        | 21       | -         | .532        | Lou Angotti   | 32    | 6  | 20 | 6  | -   | .281  |
| Jacques Martin     | 160        | 66         | 71        | 23       | -         | .484        | Bob Plager    | 11    | 4  | 6  | 1  | -   | .409  |
| Jean-Guy Talbot    | 120        | 52         | 53        | 15       | -         | .496        | Jim Roberts   | 9     | 3  | 3  | 3  | -   | .500  |
| Barclay Plager     | 178        | 49         | 96        | 33       | -         | .368        | Sid Abel      | 10    | 3  | 6  | 1  | -   | .350  |

# Blues History

## Honors & Awards

### BLUES INDUCTED INTO HALL OF FAME

| Players        | Year |
|----------------|------|
| Brett Hull     | 2009 |
| Glenn Anderson | 2008 |
| Al MacInnis    | 2007 |
| Scott Stevens  | 2007 |
| Grant Fuhr     | 2003 |
| Bernie Federko | 2002 |
| Dale Hawerchuk | 2001 |
| Joe Mullen     | 2000 |
| Wayne Gretzky  | 1999 |
| Peter Stastny  | 1998 |
| Guy Lapointe   | 1993 |
| Jacques Plante | 1978 |
| Glenn Hall     | 1975 |

| Dickie Moore   | 1974 |
|----------------|------|
| Doug Harvey    | 1973 |
| Builders       | Year |
| Cliff Fletcher | 2004 |
| Roger Neilson  | 2002 |
| Al Arbour      | 1996 |
| Scotty Bowman  | 1991 |
| Emile Francis  | 1982 |
| Lynn Patrick   | 1980 |
| Media          | Year |
| John Davidson  | 2009 |
| Dan Kelly      | 1989 |

### UNITED STATES HALL OF FAME

| Personnel      | Year |
|----------------|------|
| Larry Pleau    | 2000 |
| Players        |      |
| Brett Hull     | 2008 |
| Phil Housley   | 2004 |
| Mark Johnson   | 2004 |
| Dave Christian | 2001 |
| Doug Palazzari | 2000 |
| Gordie Roberts | 1999 |
| Joe Mullen     | 1998 |
| Craig Patrick  | 1996 |

### BLUES NHL AWARD WINNERS

| NHL AWARD                           | YEARS                                 |
|-------------------------------------|---------------------------------------|
| <b>PRESIDENTS' TROPHY</b>           | 1999-2000<br>(51-20-11-1, 114 points) |
| <b>HART MEMORIAL TROPHY</b>         |                                       |
| Chris Pronger                       | 2000                                  |
| Brett Hull                          | 1991                                  |
| <b>CALDER MEMORIAL TROPHY</b>       |                                       |
| Barret Jackman                      | 2003                                  |
| <b>JAMES NORRIS MEMORIAL TROPHY</b> |                                       |
| Chris Pronger                       | 2000                                  |
| Al MacInnis                         | 1999                                  |
| <b>VEZINA TROPHY</b>                |                                       |
| Glenn Hall, Jacques Plante          | 1969                                  |
| <b>LADY BYNG TROPHY</b>             |                                       |
| Pavol Demitra                       | 2000                                  |
| Brett Hull                          | 1990                                  |
| Phil Goyette                        | 1970                                  |
| <b>FRANK J. SELKE TROPHY</b>        |                                       |
| Rick Meagher                        | 1990                                  |
| <b>CONN SMYTHE TROPHY</b>           |                                       |
| Glenn Hall                          | 1968                                  |
| <b>JACK ADAMS AWARD</b>             |                                       |
| Joel Quenneville                    | 2000                                  |
| Brian Sutter                        | 1991                                  |
| Red Berenson                        | 1981                                  |

| NHL AWARD                             | YEARS                       |
|---------------------------------------|-----------------------------|
| <b>BILL MASTERTON MEMORIAL TROPHY</b> |                             |
| Jamie McLennan                        | 1998                        |
| Blake Dunlop                          | 1981                        |
| <b>LESTER PATRICK TROPHY</b>          |                             |
| Larry Pleau                           | 2002                        |
| Dan Kelly, Lynn Patrick               | 1989                        |
| Emile Francis                         | 1982                        |
| <b>LESTER B. PEARSON AWARD</b>        |                             |
| Brett Hull                            | 1991                        |
| Mike Liut                             | 1981                        |
| <b>KING CLANCY MEMORIAL TROPHY</b>    |                             |
| Kelly Chase                           | 1998                        |
| <b>NHL FIRST TEAM ALL-STAR</b>        |                             |
| Al MacInnis                           | 2002-03, 1998-99            |
| Chris Pronger                         | 1999-2000                   |
| Brendan Shanahan                      | 1993-94                     |
| Brett Hull                            | 1991-92<br>1990-91, 1989-90 |
| Mike Liut                             | 1980-81                     |
| Glenn Hall                            | 1968-69                     |
| <b>NHL SECOND TEAM ALL-STAR</b>       |                             |
| Roman Turek                           | 1999-2000                   |
| Chris Pronger                         | 2003-04, 1997-98            |
| Adam Oates                            | 1990-91                     |

| NHL AWARD                         | YEARS                                |
|-----------------------------------|--------------------------------------|
| <b>NHL ALL-ROOKIE TEAM</b>        |                                      |
| Patrik Berglund                   | 2008-09                              |
| Barret Jackman                    | 2002-03                              |
| Jim Campbell                      | 1996-97                              |
| Rod Brind'Amour                   | 1989-90                              |
| Brian Benning                     | 1986-87                              |
| <b>100 POINT CLUB</b>             |                                      |
| Wayne Gretzky                     | 1995-96                              |
| Brendan Shanahan                  | 1993-94                              |
| Craig Janney                      | 1992-93                              |
| Brett Hull                        | 1992-93, 1991-92<br>1990-91, 1989-90 |
| Adam Oates                        | 1990-91, 1989-90                     |
| Doug Gilmour                      | 1986-87                              |
| Bernie Federko                    | 1985-86<br>1984-85, 1983-84, 1980-81 |
| <b>DODGE RAM TOUGH AWARD</b>      |                                      |
| Brett Hull                        | 1990                                 |
| <b>ALKA-SELTZER PLUS AWARD</b>    |                                      |
| Paul Cavallini                    | 1990                                 |
| <b>BUD ICE PLUS-MINUS AWARD</b>   |                                      |
| Chris Pronger                     | 2000, 1998                           |
| <b>PRO SET PLAYER OF THE YEAR</b> |                                      |
| Brett Hull                        | 1991                                 |

### BLUES BANNER SEASONS

|           |                            |
|-----------|----------------------------|
| 1999-2000 | Presidents' Trophy         |
| 1999-2000 | Central Division Champions |
| 1986-87   | Norris Division Champions  |
| 1984-85   | Norris Division Champions  |
| 1980-81   | Smythe Division Champions  |
| 1976-77   | Smythe Division Champions  |
| 1969-70   | Western Division Champions |
| 1968-69   | Western Division Champions |

### BLUES RETIRED NUMBERS

| NUMBER | PLAYER         | DATE RETIRED      |
|--------|----------------|-------------------|
| 16     | Brett Hull     | December 5, 2006  |
| 2      | Al MacInnis    | April 9, 2006     |
| 24     | Bernie Federko | March 16, 1991    |
| 11     | Brian Sutter   | December 30, 1988 |
| 8      | Barclay Plager | March 24, 1981    |
| 3      | Bob Gassoff    | October 1, 1977   |



## Individual All-Star Statistics

| PLAYER               | GP       | G        | A        | PTS      |
|----------------------|----------|----------|----------|----------|
| Brett Hull           | 7        | 3        | 7        | 10       |
| Adam Oates           | 2        | 1        | 5        | 6        |
| Garry Unger          | 7        | 1        | 3        | 4        |
| Pavol Demitra        | 3        | 3        | 0        | 3        |
| Red Berenson         | 3        | 1        | 2        | 3        |
| Brian Sutter         | 3        | 0        | 3        | 3        |
| Chris Pronger        | 4        | 0        | 3        | 3        |
| Brendan Shanahan     | 1        | 2        | 0        | 2        |
| Noel Picard          | 1        | 0        | 2        | 2        |
| Bernie Federko       | 2        | 0        | 2        | 2        |
| Bill Guerin          | 1        | 0        | 2        | 2        |
| <b>Keith Tkachuk</b> | <b>2</b> | <b>1</b> | <b>1</b> | <b>2</b> |
| Al MacInnis          | 6        | 1        | 0        | 1        |
| Wayne Babych         | 1        | 1        | 0        | 1        |
| Jim Roberts          | 2        | 1        | 0        | 1        |
| Doug Harvey          | 1        | 0        | 1        | 1        |
| Don Awrey            | 1        | 0        | 1        | 1        |
| Barclay Plager       | 4        | 0        | 1        | 1        |
| Rob Ramage           | 3        | 0        | 0        | 0        |

| PLAYER              | GP | G | A | PTS |
|---------------------|----|---|---|-----|
| Gary Sabourin       | 2  | 0 | 0 | 0   |
| Ab McDonald         | 2  | 0 | 0 | 0   |
| Doug Weight         | 1  | 0 | 0 | 0   |
| Tim Ecclestone      | 1  | 0 | 0 | 0   |
| Scott Stevens       | 1  | 0 | 0 | 0   |
| Pierre Turgeon      | 1  | 0 | 0 | 0   |
| Paul Cavallini      | 1  | 0 | 0 | 0   |
| Mark Hunter         | 1  | 0 | 0 | 0   |
| Garth Butcher       | 1  | 0 | 0 | 0   |
| Frank St. Marseille | 1  | 0 | 0 | 0   |
| Al Arbour           | 1  | 0 | 0 | 0   |

| GOALTENDERS    | GP | MINS | GA | AVG  |
|----------------|----|------|----|------|
| Glenn Hall     | 2  | 50   | 1  | 1.20 |
| Jacques Plante | 2  | 50   | 1  | 1.20 |
| Mike Liut      | 1  | 31   | 0  | 0.00 |
| Ernie Wakely   | 1  | 30   | 0  | 0.00 |
| Roman Turek    | 1  | 20   | 2  | 6.00 |
| Curtis Joseph  | 1  | 20   | 3  | 9.00 |
| Manny Legace   | 1  | 20   | 3  | 9.00 |

### ALL-STAR GAME APPEARANCES

2009 ..... **Keith Tkachuk**  
 (NHL Young Stars Game - **Patrik Berglund** and **David Perron**)  
 2008 ..... Manny Legace  
 (NHL Young Stars Game - **Erik Johnson** and **David Perron**)  
 2007 ..... Bill Guerin  
 (NHL Young Stars Game - Lee Stempniak)  
 2006 ..... NO ALL-STAR GAME HELD  
 2005 ..... NO ALL-STAR GAME HELD  
 2004 ..... Chris Pronger, **Keith Tkachuk**  
 2003 ..... Al MacInnis, Doug Weight;  
 (NHL Young Stars Game - **Barret Jackman**)  
 2002 ..... Chris Pronger, Pavol Demitra  
 2001 ..... Chris Pronger<sup>^</sup>, Al MacInnis<sup>^</sup>  
 2000 ..... Chris Pronger, Al MacInnis, Pavol Demitra,  
 Pierre Turgeon, Roman Turek\*  
 1999 ..... Al MacInnis, Pavol Demitra, Chris Pronger  
 1998 ..... Al MacInnis  
 1997 ..... Brett Hull, Al MacInnis  
 1996 ..... Brett Hull, Al MacInnis  
 1995 ..... NO ALL-STAR GAME HELD  
 1994 ..... Brett Hull, Curtis Joseph, Brendan Shanahan  
 1993 ..... Brett Hull, Jeff Brown<sup>^</sup>, Garth Butcher  
 1992 ..... Brett Hull, Adam Oates  
 1991 ..... Brett Hull<sup>^</sup>, Scott Stevens, Adam Oates  
 1990 ..... Brett Hull, Paul Cavallini  
 1989 ..... Brett Hull  
 1988 ..... Rob Ramage  
 1987 ..... Rendez-Vous '87  
 1986 ..... Mark Hunter, Rob Ramage  
 1985 ..... Brian Sutter

1984 ..... Rob Ramage  
 1983 ..... Brian Sutter  
 1982 ..... Brian Sutter  
 1981 ..... Bernie Federko, Wayne Babych, Mike Liut  
 1980 ..... Bernie Federko  
 1979 ..... Challenge Cup  
 1978 ..... Garry Unger  
 1977 ..... Garry Unger  
 1976 ..... Garry Unger  
 1975 ..... Garry Unger  
 1974 ..... Don Awrey, Barclay Plager, Garry Unger  
 1973 ..... Garry Unger, Barclay Plager  
 1972 ..... Garry Unger  
 1971 Tim Ecclestone, Ernie Wakely, Red Berenson, Barclay  
 Plager, Jim Roberts, Gary Sabourin  
 1970 Red Berenson, Phil Goyette, Ab McDonald, Barclay  
 Plager, Jacques Plante, Jim Roberts, Gary Sabourin, Frank  
 St. Marseille, Glenn Hall  
 1969 Al Arbour, Red Berenson, Glenn Hall, Jacques Plante,  
 Doug Harvey, Ab McDonald, Noel Picard  
 1968 ..... Glenn Hall  
 Note - 1970 - McDonald, Goyette & Hall did not play

Players underlined were VOTED onto the team, others were coaches' or commissioners' selections.

Current players in bold

\* Replaced Dominik Hasek

<sup>^</sup> Did not participate due to injury

## All-Time Attendance Records

| Season        | Regular Season Total | Regular Season Average | Playoff          |               | Seating Capacity | Total Capacity    | Percentage of Capacity |
|---------------|----------------------|------------------------|------------------|---------------|------------------|-------------------|------------------------|
|               |                      |                        | Total            | Average       |                  |                   |                        |
| 2008-09       | 760,732              | 18,554                 | 38,750           | 19,375        | 19,150           | 799,482           | 97.1%                  |
| 2007-08       | 722,021              | 17,610                 | DID NOT QUALIFY  |               | 19,150           | 722,021           | 92.0%                  |
| 2006-07       | 513,345              | 12,521                 | DID NOT QUALIFY  |               | 19,022           | 513,345           | 65.8%                  |
| 2005-06       | 582,742              | 14,213                 | DID NOT QUALIFY  |               | 19,022           | 582,742           | 74.7%                  |
| 2003-04       | 760,976              | 18,560                 | 38,475           | 19,238        | 19,022           | 799,451           | 97.7%                  |
| 2002-03       | 761,388              | 18,570                 | 59,157           | 19,719        | 19,022           | 820,545           | 98.0%                  |
| 2001-02       | 758,786              | 18,507                 | 97,055           | 19,411        | 19,022           | 855,841           | 97.8%                  |
| 2000-01       | 800,319              | 19,520                 | 138,724          | 19,818        | 19,022           | 939,043           | 102.8%                 |
| 1999-2000     | 741,938              | 18,096                 | 81,315           | 20,329        | 19,260           | 823,253           | 95.0%                  |
| 1998-99       | 749,334              | 18,276                 | 114,219          | 19,037        | 19,260           | 863,553           | 95.4%                  |
| 1997-98       | 755,014              | 18,415                 | 102,063          | 20,413        | 19,260           | 857,077           | 96.7%                  |
| 1996-97       | 689,079              | 16,807                 | 58,317           | 19,439        | 19,260           | 747,396           | 88.2%                  |
| 1995-96       | 771,033              | 18,806                 | 123,786          | 20,631        | 19,260           | 894,819           | 98.9%                  |
| 1994-95**     | 467,730              | 19,489                 | 76,844           | 19,211        | 19,260           | 544,574           | 101.0%                 |
| 1993-94*      | 720,003              | 17,561                 | 33,288           | 16,644        | 17,188           | 753,291           | 101.9%                 |
| 1992-93       | 686,211              | 16,338                 | 89,559           | 17,912        | 17,188           | 775,770           | 96.0%                  |
| 1991-92       | 700,724              | 17,518                 | 51,804           | 17,268        | 17,188           | 752,528           | 101.8%                 |
| 1990-91       | 686,304              | 17,158                 | 124,643          | 17,806        | 17,188           | 810,947           | 100.4%                 |
| 1989-90       | 632,525              | 15,813                 | 100,160          | 16,693        | 17,188           | 732,685           | 92.7%                  |
| 1988-89       | 605,537              | 15,138                 | 82,729           | 13,788        | 17,188           | 688,266           | 87.1%                  |
| 1987-88       | 580,212              | 14,505                 | 73,111           | 14,622        | 17,640           | 653,323           | 82.3%                  |
| 1986-87       | 529,613              | 13,240                 | 40,500           | 13,500        | 17,640           | 570,113           | 75.2%                  |
| 1985-86       | 489,193              | 12,230                 | 147,175          | 16,353        | 17,640           | 636,368           | 73.6%                  |
| 1984-85       | 535,865              | 13,397                 | 22,558           | 11,279        | 17,640           | 558,423           | 75.4%                  |
| 1983-84       | 519,472              | 12,987                 | 78,382           | 15,676        | 17,640           | 597,854           | 75.3%                  |
| 1982-83       | 504,460              | 12,612                 | 32,293           | 16,147        | 17,968           | 536,753           | 71.1%                  |
| 1981-82       | 577,301              | 14,433                 | 69,730           | 13,946        | 17,968           | 647,031           | 80.0%                  |
| 1980-81       | 584,124              | 14,603                 | 105,289          | 17,548        | 17,968           | 689,413           | 83.4%                  |
| 1979-80       | 490,355              | 12,259                 | 15,179           | 15,179        | 17,968           | 505,534           | 68.6%                  |
| 1978-79       | 405,200              | 10,130                 | DID NOT QUALIFY  |               | 17,968           | 405,200           | 56.4%                  |
| 1977-78       | 425,323              | 10,633                 | DID NOT QUALIFY  |               | 18,006           | 425,323           | 59.1%                  |
| 1976-77       | 585,955              | 14,649                 | 29,538           | 14,769        | 18,006           | 615,493           | 81.4%                  |
| 1975-76       | 692,838              | 17,321                 | 12,334           | 12,334        | 18,006           | 705,172           | 95.5%                  |
| 1974-75       | 723,037              | 18,076                 | 16,017           | 16,017        | 18,008           | 739,054           | 100.1%                 |
| 1973-74       | 702,375              | 18,010                 | DID NOT QUALIFY  |               | 18,005           | 702,375           | 100.0%                 |
| 1972-73       | 725,458              | 18,601                 | 38,105           | 19,053        | 18,005           | 763,563           | 103.4%                 |
| 1971-72       | 716,657              | 18,376                 | 91,957           | 18,391        | 17,821           | 808,614           | 103.1%                 |
| 1970-71       | 711,287              | 18,238                 | 56,496           | 18,832        | 17,776           | 767,783           | 102.8%                 |
| 1969-70       | 622,798              | 16,389                 | 134,819          | 16,852        | 15,500           | 757,617           | 106.3%                 |
| 1968-69       | 548,565              | 14,436                 | 94,655           | 15,776        | 14,500           | 643,220           | 100.8%                 |
| 1967-68       | 329,201              | 8,897                  | 131,898          | 13,190        | 14,200           | 461,099           | 69.1%                  |
| <b>TOTALS</b> | <b>25,865,030</b>    | <b>15,878</b>          | <b>2,600,924</b> | <b>17,111</b> | <b>17,975</b>    | <b>28,465,954</b> | <b>88.9%</b>           |

### NOTES:

\*1993-94 regular season total average is based on 41 games. The neutral site game in Sacramento, CA which was credited as a Blues' home game was not included in this total.

\*\* 1994-95 regular season is based on 24 games.

A total of 28,465,954 fans (combined totals of regular season and playoffs) have seen 1,629 regular-season and 152 playoff games for a total of 1,781 games played at the Scottrade Center and St. Louis Arena. Preseason attendances are not included in the total.

Attendance figures for all regular season and playoff games are available in the St. Louis Blues' Public Relations Office.

The Blues have played in front of 294 sellout crowds (254 regular season and 40 playoff) at Scottrade Center prior to the start of the 2009-10 season.

### LARGEST REGULAR SEASON ATTENDANCE

|    |        |               |                |
|----|--------|---------------|----------------|
| 1  | 20,803 | Mar. 9, 1996  | vs. Hartford   |
| 2  | 20,760 | Mar. 22, 1996 | vs. Anaheim    |
| 3  | 20,725 | Mar. 5, 1996  | vs. Florida    |
| 4  | 20,724 | Mar. 28, 1996 | vs. New Jersey |
| 5  | 20,708 | Mar. 24, 1996 | vs. Detroit    |
| 6  | 20,679 | Apr. 11, 1996 | vs. Colorado   |
| 7  | 20,639 | Apr. 4, 1996  | vs. Toronto    |
| 8  | 20,590 | Mar. 7, 1996  | vs. Calgary    |
| 9  | 20,536 | Dec. 26, 1997 | vs. Chicago    |
| 10 | 20,523 | Feb. 7, 1998  | vs. Detroit    |

### SMALLEST REGULAR SEASON ATTENDANCE

|    |       |               |                             |
|----|-------|---------------|-----------------------------|
| 1  | 4,115 | Dec. 19, 1973 | vs. Los Angeles (ice storm) |
| 2  | 5,126 | Oct. 13, 1967 | vs. Pittsburgh              |
| 3  | 5,234 | Oct. 18, 1967 | vs. Philadelphia            |
| 4  | 5,309 | Dec. 13, 1967 | vs. California              |
| 5  | 5,410 | Nov. 30, 2006 | vs. Nashville (ice storm)   |
| 6  | 5,583 | Nov. 29, 1967 | vs. Los Angeles             |
| 7  | 5,723 | Jan. 3, 1968  | vs. California              |
| 8  | 6,121 | Nov. 1, 1967  | vs. Boston                  |
| 9  | 6,121 | Jan. 13, 1979 | vs. Vancouver               |
| 10 | 6,385 | Oct. 23, 1985 | vs. Minnesota               |

## All-Time Amateur Draft Selections

### 2009

17. David Rundblad  
48. Brett Ponich  
78. Sergei Andronov  
108. Tyler Shattock  
168. David Shields  
202. Max Tardy

### 2008

4. Alex Pietrangelo  
33. Philip McRae  
34. Jake Allen  
65. Jori Lehtera  
70. James Livingston  
87. Ian Schultz  
95. David Warsofsky  
125. Kristoffer Berglund  
155. Anthony Nigro  
185. Paul Karpowich

### 2007

13. Lars Eller  
18. Ian Cole  
26. David Perron  
39. Simon Hjalmarsson  
44. Aaron Palushaj  
85. Brett Sonne  
96. Cade Fairchild  
100. Travis Erstad  
160. Anthony Peluso  
190. Trevor Nill

### 2006

1. Erik Johnson  
25. Patrik Berglund  
31. Tomas Kana  
64. Jonas Junland  
94. Ryan Turek  
106. Reto Berra  
124. Andy Sackrison  
154. Matthew McCollum  
184. Alexander Hellstrom

### 2005

24. T.J. Oshie  
37. Scott Jackson  
85. Ben Bishop  
156. Ryan Reaves  
169. Mike Gauthier  
171. Nicholas Drzenovic  
219. Nikolai Lemtyugov

### 2004

17. Marek Schwarz  
49. Carl Soderberg  
83. Viktor Alexandrov  
116. Michal Birner  
136. Nikita Nikitin  
180. Roman Polak  
211. David Fredriksson  
277. Jonathan Boutin

### 2003

30. Shawn Belle  
62. David Backes  
84. Konstantin Barulin  
88. Zack Fitzgerald  
101. Konstantin Zakharov  
127. Alexandre Bolduc  
148. Lee Stempniak  
159. Chris Beckford-Tseu  
189. Jonathan Lehun  
221. Evgeny Skachkov  
253. Andrei Pervyshin  
284. Juha-Matti Aaltonen

### 2002

48. Alexei Shkotov  
62. Andrei Mikhnov  
89. Tomas Troliga  
120. Robin Jonsson  
165. Justin Maiser  
190. D.J. King  
221. Jonas Johnson  
253. Tom Koivisto  
284. Ryan MacMurchy

### 2001

57. Jay McClement  
89. Tuomas Nissinen  
122. Igor Valeev  
159. Dmitri Semin  
190. Brett Scheffelmaier  
253. Petr Cajanek  
270. Grant Jacobsen  
283. Simon Skoog

### 2000

30. Jeff Taffe  
65. David Morisset  
75. Justin Papineau  
96. Antoine Bergeron  
129. Troy Riddle  
167. Craig Weller  
229. Brett Lutes  
261. Reinhard Divis  
293. Lauri Kinos

### 1999

17. Barret Jackman  
85. Peter Smrek  
114. Chad Starling  
143. Trevor Byrne  
180. Tore Vikingstad  
203. Phil Osauer  
221. Colin Hemingway  
232. Alexander Khvanov  
260. Brian McMeekin  
270. James Desmarais

### 1998

24. Christian Backman  
41. Maxim Linnik  
83. Matt Walker  
157. Brad Voth  
170. Andrei Trochinsky  
197. Brad Twordik

225. Vevgeny Pastukh  
255. John Pohl

### 1997

40. Tyler Renette  
86. Didier Tremblay  
98. Jan Horacek  
106. Jame Pollock  
149. Nicholas Bilotto  
177. Ladislav Nagy  
206. Bobby Haglund  
232. Dmitri Plekhanov  
244. Marek Ivan

### 1996

14. Marty Reasoner  
67. Gordie Dwyer  
95. Jonathan Zukiwsky  
97. Andrei Petrakov  
159. Stephen Wagner  
169. Daniel Corso  
177. Reed Low  
196. Andrei Podkonicky  
203. Anthony Hutchins  
229. Konstantin Shafranov

### 1995

49. Jochen Hecht  
75. Scott Roche  
101. Michal Handzus  
127. Jeff Ambrosio  
153. Denis Hamel  
179. Jean-Luc Grand-Pierre  
205. Derek Bekar  
209. Libor Zabransky

### 1994

68. Stephane Roy  
94. Tyler Harlton  
120. Edwin Frylen  
172. Roman Vopat  
198. Steve Noble  
224. Marc Stephan  
250. Kevin Harper  
276. Scott Fankhouser

### 1993

37. Maxim Bets  
63. Jamie Rivers  
89. Jamal Mayers  
141. Todd Kelman  
167. Mike Buzack  
193. Eric Boguniecki  
219. Michael Grier  
245. Libor Prochazka  
271. Alexander Vasilevsky  
275. Christer Olsson

### 1992

38. Igor Korolev  
62. Vitali Karamnov  
64. Vitali Prokhorov  
86. Lee Leslie

134. Bob Lachance  
158. Ian Laperriere  
160. Lance Burns  
180. Igor Boldin  
182. Nick Naumenko  
206. Todd Harris  
230. Yuri Gunko  
259. Wade Salzman

### 1991

27. Steve Staios  
64. Kyle Reeves  
65. Nathan Lafayette  
87. Grayden Reid  
109. Jeff Callinan  
131. Bruce Gardiner  
153. Terry Hollinger  
175. Chris Kenady  
197. Jed Fiebelkorn  
219. Chris MacKenzie  
241. Kevin Rappana  
263. Mike Veisor

### 1990

33. Craig Johnson  
54. Patrice Tardif  
96. Jason Ruff  
117. Kurtis Miller  
138. Wayne Conlan  
180. Parris Duffus  
201. Steve Widmeyer  
222. Joe Hawley  
243. Joe Fleming

### 1989

9. Jason Marshall  
31. Rick Corrivet  
55. Denny Felsner  
93. Daniel Laperriere  
114. David Roberts  
124. Derek Frenette  
135. Jeff Batters  
156. Kevin Plager  
177. John Roderick  
198. John Valo  
219. Brian Lukowski

### 1988

9. Rod Brind'Amour  
30. Adrien Plavsic  
51. Rob Fournier  
72. Jean Luik  
105. Dave Lacouture  
114. Dan Fowler  
135. Matt Hayes  
156. John McCoy  
177. Tony Twist  
198. Bret Hedican  
219. Heath DeBoer  
240. Michael Francis

### 1987

12. Keith Osborne  
54. Kevin Miehm



## All-Time Numerical Roster

1. Glenn Hall, Don Caley, Jacques Plante, Gary Edwards, Ted Quimet, Robbie Irons, Ernie Wakely, Jim McLeod, Wayne Stephenson, Eddie Johnston, Phil Myre, Mike Liut, Darrell May, Pat Jablonski, Brent Johnson, Roman Turek, Curtis Sanford
2. Fred Hucul, Doug Harvey, Ray Fortin, Bob Wall, Carl Brewer, Steve Durban, Bryan Watson, Ted Harris, Larry Sacharuk, Rick Smith, Joe Zanussi, Len Frig, Bob Stewart, Terry Harper, Gerry Hart, Andre Dore, Dave Pichette, Craig Levie, Shawn Evans, Brian Benning, Scott Stevens, Rick Zombo, Curt Giles, Al MacInnis, **RETIRED 4/9/06**
3. Al Arbour, Fran Huck, Andre Dupont, Brent Hughes, Glenn Patrick, Bob Stumpf Bob Gassoff, **RETIRED 10/1/77**
4. Noel Picard, Paul Curtis, Bob Gassoff, Gordon Buynak, Bruce Affleck, Dick Lamby, Bryan Maxwell, Scott Campbell, Kari Eloranta, Guy Lapointe, Rik Wilson, Charlie Bourgeois, Gordie Roberts, Rob Robinson, Rick Zombo, Dallas Eakins, Marc Bergevin, **Eric Brewer-present**
5. Bob Plager, Larry Giroux, Len Frig, Craig Norwich, Alain Vigneault, Guy Lapointe, Rob Ramage, Dave Richter, Harold Snepsts, Garth Butcher, Jeff Batters, Jeff Norton, Igor Kravchuk, Todd Gill, Alexei Gusasov, **Barret Jackman - present**
6. Jim Roberts, Chris Evans, Dave Gardner, Rick Bourbonnais, Larry Patey, Dave Barr, Tim Bothwell, Tony Twist, Garth Butcher, Murray Baron, Doug Crossman, Phil Housley, Doug Lidster, Jamie Rivers, Dave Ellett, Sean Hill, Ted Donato, Tom Koivisto, Eric Weinrich, **Eric Johnson - present**
7. Red Berenson, Garry Unger, Red Laurence, Joe Mullen, Cliff Ronning, Dan Quinn, Nelson Emerson, Alexei Kasatonov, Greg Gilbert, Ricard Persson, Mike Van Ryn, **Keith Tkachuk - present**
8. Ron Attwell, Barclay Plager, Darryl Edestrand, Ron Schock, Steve Durban, Rick Bowness, **RETIRED 3/24/81**
9. Roger Picard, Frank St. Marseille, Ab Demarco, Greg Polis, Murray Kuntz, Red Berenson, Mike Walton, Neil Labatte, Perry Turnbull, Doug Gilmour, Mike Bullard, Peter Zetzel, Geoff Courttnall, Jason Ruff, Denny Felsner, Glenn Anderson, Shayne Corson, Darren Turcotte, Tyson Nash, Jeff Heerema, Jame Polock, Jay McClement, **Paul Kariya - present**
10. Ron Schock, Phil Goyette, George Morrison, Wayne Merrick, Mike Lampman, John Wright, Brian Ogilvie, Bruce Cowick, Rick Bourbonnais, Rod Seiling, Jack Brownschidle, Wayne Babych, Mark Johnson, Bruce Bell, Tony McKeegney, Dave Lowry, Jim Montgomery, Esa Tikkanen, Dale Hawerchuk, Jim Campbell, Dallas Drake, **Andy McDonald - present**
11. Wayne Rivers, Gary Sabourin, Bert Wilson, Brian Sutter, **RETIRED 12/30/88**
12. Ron Stewart, Dickie Moore, Gary Veneruzzo, Terry Crisp, Noel Picard, Wayne Maki, Jaroslav Jirik, Fran Huck, Bob Collyard, Gordon Brooks, Jack Borotsik, Claude Larose, Rick Bowness, Joe Micheletti, Richie Hansen, Perry Anderson, Ron Flockhart, Dave Lowry, Adam Oates, Dave Roberts, Vitali Karamnov, Dale Hawerchuk, Kevin Sawyer, Rob Pearson, Chris Kenady, Derek King, Ladislav Nagy, Mike Keane, Cory Stillman, Steve Martins, Lee Stempniak
13. Yuri Khmylev, Ray Ferraro, Valeri Bure, Bill Guerin, Dan Hinote
14. Tim Ecclestone, Norm Dennis, Wayne Connelly, Mike Murphy, Lou Angotti, Doug Palazzari, Bill Fairbairn, Rick Shinske, Blair Chapman, Doug Wickenheiser, Bill Root, Paul Cavallini, Kevin Miller, Todd Eliak, Geoff Courttnall, Eric Boguniecki
15. Bill McCreary, Gene Carr, Jack Egers, Glen Sather, Ken Richardson, Mitch Babin, Gilles Marotte, Tony Currie, Floyd Thomson, Mark Reeds, Ron Handy, Shane MacEachern, Jocelyn Lemieux, Craig Coxe, Paul MacLean, Craig Janney, Dave Roberts, Mike Hudson, Alexander Vasilevski, Marty Reasoner, Daniel Corso, Peter Sejna, Mike Glumac, **Brad Winchester - present**
16. Gerry Melnyk, Craig Cameron, Ron Anderson, Gary Veneruzzo, Brian Lavender, Jim Shires, Roger Lafreniere, Pierre Plante, Rod Seiling, Jack Brownschidle, Kevin LaVallee, Jocelyn Lemieux, Brett Hull, **RETIRED 12/5/06**
17. Don McKenney, Jean-Guy Talbot, John Arbour, Gordon Kannegiesser, Larry Hornung, Phil Roberto, Bernie Lukowich, Jerry Butler, Inge Hammarstrom, Ed Kea, Guy Chouinard, Denis Cyr, Gino Cavallini, Denny Felsner, Basil McKee, Joe Murphy, Jochen Hecht, Sergei Varlamov, Ryan Johnson
18. Larry Keenan, Brit Selby, Floyd Thomson, Harvey Bennett, Rick LaPointe, Pat Hickey, Bobby Crawford, Doug Gilmour, Brian Benning, Doug Evans, Pat Hughes, Tony Hrkac, Ron Wilson, Tony Twist, Daniel Corso, Steve Dubinsky, Scott Pellerin, Mike Sillingier, Radek Dvorak, **Jay McClement - present**
19. Terry Crisp, Craig Cameron, Ray Fortin, Andre Boudrias, Jim Lorentz, Curt Bennett, Mike Lampman, Wayne Merrick, Connie Forey, Gordon Brooks, Frank Spring, Butch Williams, Stan Gilbertson, Denis Dupere, Derek Sanderson, Curt Bennett, Doug Palazzari, Blake Dunlop, John Markell, Perry Ganchar, Doug Evans, Eddy Brees, Perry Turnbull, Rod Brind'Amour, Brendan Shanahan, Chris McAlpine, Stephane Richer, Scott Mellanby, **D.J. King - present**
20. Darryl Edestrand, Gary Sabourin, Ray Fortin, Gary Veneruzzo, Ab McDonald, Jim Shires, Gerry Odrowski, Wayne Merrick, Chuck Hamilton, Joe Noris, Neil Komadoski, Bill Stewart, Jack Carlson, Mark Hunter, Tom Tilley, Lee Norwood, Adam Creighton, Mike Peluso, Rudy Poeschek, Peter Smrek, Eric Nickulas, Andy Roach, Simon Gamache, Timofei Shishkanov, Jamie Rivers, Mike Johnson, **Alex Steen - present**
21. Norm Beaudin, Claude Cardin, Craig Cameron, Larry Keenan, Camille Henry, Chris Bordeleau, Kevin O'Shea, Bernie MacNeil, John Wensink, Bill Collins, Bob MacMillan, Gary Holt, Mike Zuke, Dwight Schofield, Normand Baron, Todd Ewen, Jeff Brown, Dave Roberts, Guy Carbonneau, Paul Broten, Patrice Tardif, Joe Murphy, Jamal Mayers, **Patrik Berglund - present**
22. Gordon Kannegiesser, Jean-Guy Talbot, Myron Stankiewicz, Norm Dennis, Bill Plager, Terry Gray, Ron Buchanan, Robbie Irons, Bill Sutherland, Jim Shires, Danny O'Shea, Nick Harbaruk, Rick Wilson, Brian Ogilvie, Dick Redmond, Barry Gibbs, Bobby Simpson, Jorgen Petterson, Craig Meagher, Ron Sutter, Ian Laperriere, Dave Roberts, Craig MacTavish, Charlie Huddy, Craig Conroy, Martin Rucinsky, Mike Danton, Jeff Hoggan, Joel Perrault, Glen Metropolit, **Brad Boyes - present**
23. Darryl Edestrand, Bill Plager, Jean Hamel, Bob Hess, Hartland Monahan, Alain Lemieux, Luc Dufour, Lee Norwood, Larry Trader, Gaston Gingras, Adrien Plavsic, Rick Sutter, Dave Mackey, Craig Johnson, Craig MacTavish, Blair Atcheynum, Lubos

## All-Time Numerical Roster

Bartecko, Murray Baron, Trent Whitfield

**24.** Curt Bennett, Mike Parizeau, Gordon Brooks, Larry Hornung, John Arbour, Gordon Kannegiesser, Bob McCord, Ace Bailey, J. Bob Kelly, Jim McCrimmon, Jamie Masters, Doug Palazzari, Bernie Federko, **RETIRED 3/16/91**

**25.** Norm Dennis, Curt Bennett, Wayne Stephenson, Larry Hornung, Connie Madigan, Larry Giroux, Don Wheldon, Chuck Lefley, Brian Ogilvie, Ken Richardson, Bob Murdoch, Paul MacLean, Bill Baker, Tim Bothwell, Mike Posavad, Herb Raglan, Ron Hoover, Jason Marshall, Vitali Prokhorov, Patrice Tardif, Peter Zewel, Pascal Rheume, Mike Keane, Shjon Podein, Johnny Pohl, Pascal Rheume, Dennis Wideman, **Yan Stastny - present**

**26.** Fran Huck, Gary Veneruzzo, Don Awrey, Brian Ogilvie, Dave Hrechkosy, Jamie Masters, Jim Roberts, Mike Crombeen, Terry Johnson, Michael Dark, Steve Bozek, Mike Lalor, David Bruce, Dave Mackey, Peter Stastny, Jay Wells, Konstantin Shafranov, Sergio Momoesso, Michal Handzus, Justin Papineau, Petr Cajanek, Martin Rucinsky, **B.J. Crombeen - present**

**27.** Dave Gardner, Craig Patrick, Ted Irvine, John Smrck, Doug Palazzari, Bobby Crawford, Vaclav Nedomansky, Gilbert Delorme, Ric Natress, Robert Nordmark, Sergio Momoesso, Harold Snepsts, Dave Christian, Denis Chasse, Rob Pearson, Steve Leach, Terry Yake, Bryce Salvador, **Alex Pietrangelo - present**

**28.** Frank Spring, Rick Bourbonnais, Jamie Masters, Ralph Klassen, Greg Paslawski, Keith Osborne, Bob Bassen, Steve Duchesne, Brian Noonan, Ricard Persson, Brad Shaw, Todd Reirden, Matt Walker, **Carlo Colaiacovo - present**

**29.** Yves Belanger, Doug Grant, Gord McTavish, Gerry Hart, Gary Edwards, Glen Hanlon, Curt Brackenbury, Greg Millen, Darin Kimble, Guy Hebert, Jim Hrivnak, Geoff Sarjeant, Bruce Racine, Jamie McLennan, Alex Khavanov, Jeff Woywitka

**30.** Seth Martin, Jacques Plante, Robbie Irons, Gary Edwards, Ted Quimet, Michel Plasse, Peter McDuffe, Jacques Caron, Wayne Stephenson, John Davidson, Yves Belanger, Phil Myre, Doug Grant, Paul Skidmore, Rick Heinz, Michel Larocque, Rick Wamsley, Vince Riendeau, Jon Casey, Rich Parent, Reinhard Divis, Tom Barrasso, Chris Osgood, Jason Bacashihua, **Ben Bishop - present**

**31.** Ernie Wakely, Bob Johnson, Jim Watt, Ed Staniowski, Rick Heinz, Glen Hanlon, Curtis Joseph, Grant Fuhr

**32.** Jim Nill, Alain Vigneault, Doug Evans, Nelson Emerson, Doug Crossman, Donald Dufresne, Stephane Matteau, Mike Eastwood, Aris Brimanis, Vladimir Orszagh, Ville Nieminen, **Chris Porter - present**

**33.** Gilles Gratton, Doug Grant, Dick Lamby, Mark Reeds, Bill Stewart, Kent Carlson, Jim Vesey, Stephane Quintal, Bill Houlder, Stephane Matteau, Ken Sutton, Fred Knipscheer, Trent Yawney, Scott Pellerin, Reid Simpson, Eric Boguniecki, Steve Poapst, David Koci, Andy Wozniowski

**34.** Bob Hess, Rik Wilson, Mike Posavad, Robert Dirk, Dominic Lavoie, Randy Skarda, Murray Baron, Michel Picard, Reed Low, Manny Legace

**35.** Brian Ogilvie, Jim Pavese, Steve Tuttle, Christer Olsson, Jim Carey, Brent Johnson, Hannu Toivonen, Chris Holt

**36.** Ken Richardson, Neil Labatte, Rob Tudor, Rob Whistle, Glen Featherstone, Philippe Bozon, Glenn Anderson, Kevin Sawyer, J.J. Daigneault, Scott Pellerin, Robert Petrovicky, Bryan Helmer, Dan Trebil, Sergei Varlamov, Jesse Boulerice, Micki Dupont

**37.** Scott Harlow, Robert Dirk, Kevin Miehm, Dave Roberts, Jeff Batters, Roman Vopat, Patrice Tardif, Harry York, Jeff Finley, Dean McAmmond, Mike Glumac

**38.** Dominic Lavoie, Igor Korolev, Gary Leeman, Pavol Demitra, Kevin Dallman, Brad Boyes

**39.** Scott Pellerin, Kelly Chase, Doug Weight

**40.** Terry Richardson, Dave Thomlinson, Guy Hebert, Nathan LaFayette, Patrice Tardif, Bob Bassen, Fred Brathwaite, Patrick Lalime, Marek Schwarz

**41.** Michel Mongeau, Dan Laperriere, Alex Vasilevskii, Bob Bassen, Mike Zigomanis, Steve Regier

**42.** Rory Fitzpatrick, Mark Rycroft, **David Backes - present**

**43.** Jeff Batters, Libor Zabransky, Jaroslav Obsut, Mike Van Ryn, Mike Stuart, **Mike Weaver - present**

**44.** Gordie Roberts, Mario Marois, Bret Hedican, Terry Hollinger, Chris Pronger

**45.** Cody Rudkowsky, Chris Beckford-Tseu

**46.** Derek Bekar, Christian Laflamme, **Roman Polak - present**

**47.** Ladislav Nagy, Darren Rumble, Rich Pilon, Aaron Downey

**48.** Scott Young

**49.** Dale Clarke, Brian Savage, **Steve Wagner - present**

**50.** Reinhard Divis, **Chris Mason - present**

**53.** Colin Hemingway, **Jonas Junland - present**

**54.** Mike Glumac, Tomas Mojzis

**55.** Jochen Hecht, Vladimir Chebaturkin, Christian Backman, **Cam Janssen - present**

**56.** Lubos Bartecko

**57.** **David Perron - present**

**58.** Dan Hinote

**59.** Jeff Hoggan

**61.** Pat Hickey, Cory Stillman

**62.** Jon DiSalvatore, Martin Rucinsky, **Tyson Strachan - present**

**63.** Justin Papineau

**65.** **Cam Paddock - present**

**68.** Eric Nickulas

**70.** Jeremy Yablonski

**74.** Jay McKee, **T.J. Oshie - present**

**77.** Pierre Turgeon, Jay McKee

**80.** Steve McLaren

**93.** Petr Nedved

**99.** Wayne Gretzky

## All-Time Transactions

### August, 2009

- 11 - Named **Drake Berehowsky** Assistant Coach for the Peoria Rivermen.

### July, 2009

- 1 - Signed goaltender **Ty Conklin**.
- 6 - Re-Signed forward **B.J. Crombeen**.
- 8 - Signed forward **Ian Schultz**.
- 9 - Agreed to terms with goaltender **Hannu Toivonen**.
- 20 - Signed defensemen **Justin Fletcher** and **Danny Richmond**.
- 21 - Re-Signed defenseman **Steve Wagner**.
- 23 - Signed forwards **Adam Cracknell** and **Barry Tallackson**.
- 25 - Re-Signed defenseman **Roman Polak**.
- 29 - Signed defenseman **Bryce Lampman**.
- 31 - Signed defenseman **Brendan Bell**.

### June, 2009

- 19 - Re-Signed forward **Keith Tkachuk**.
- 27 - Acquired a seventh round draft choice (**Maxwell Tardy**) in 2009 from Nashville in exchange for a seventh round draft choice in 2010.
- 29 - Agreed to terms with defenseman **Mike Weaver** and forward **Brad Winchester**.

### May, 2009

- 8 - Awarded Assistant General Manager and Director of Amateur Scouting **Jarmo Kekalainen** a contract extension. Awarded **Kevin McDonald** a contract extension and named him Assistant General Manager in addition to his Director of Professional Scouting duties.
- 15 - Awarded Assistant Coaches **Ray Bennett**, **Brad Shaw** and **Rick Wamsley** contract extensions.
- 26 - Re-signed forward **Jay McClement**

### April, 2009

- 3 - Signed forward **Aaron Palushaj**.

### March, 2009

- 4 - Acquired **Danny Richmond** from Pittsburgh in exchange for **Andy Wozniwski**.

### February, 2009

- 9 - Signed forward **Andy McDonald** to a four-year contract extension.

### December, 2008

- 19 - Acquired forward **Jonathan Filewich** from Pittsburgh in exchange for a conditional sixth round draft choice in 2010.

### November, 2008

- 18 - Claimed forward **B.J. Crombeen** on waivers.
- 24 - Acquired defenseman **Carlo Colaiacovo** and forward **Alex Steen** from Toronto in exchange for **Lee Stempniak**.

### October, 2008

- 9 - Signed defenseman **Tyson Strachan**.
- 21 - Claimed forward **David Koci** on waivers.
- 22 - Signed goaltender **Jake Allen**.
- 30 - Signed goaltender **Chris Holt**.

### September, 2008

- 4 - Signed defenseman **Alex Pietrangelo**
- 24 - Signed defenseman **Mark Cundari**.

### July, 2008

- 1 - Re-Signed forward **David Backes**
- 10 - Signed defenseman **Mike Weaver** as a free agent.
- 14 - Re-Signed forward **Jay McClement**. Signed forward **Matt Foy** as a free agent.
- 15 - Signed forward **Cam Paddock** and **Steve Regier** as free agents.
- 16 - Re-Signed defenseman **Jeff Woywitka**. Signed forward **Brad Winchester** as a free agent.
- 17 - Signed defenseman **Andy Wozniwski** as a free agent.

### June, 2008

- 4 - Acquired the rights to defenseman **T.J. Fast** from Los Angeles in exchange for a fifth round draft choice in 2009 (Los Angeles traded to Florida, Florida drafted Wade Megan).
- 19 - Traded forward **Jamal Mayers** to Toronto in exchange for a third round draft choice in 2008 (**James Livingston**).
- 20 - Acquired goaltender **Chris Mason** from Nashville in exchange for a fourth round draft choice in 2008 (Nashville traded to New York Rangers, Rangers drafted Dale Weise).
- 21 - Acquired a seventh round draft choice in 2008 (**Paul Karpowich**) from Los Angeles in exchange for a seventh round draft choice in 2009 (Nic Dowd).

### May, 2008

- 29 - Extended the contract of General Manager **Larry Pleau** through the 2009-2010 season. Named **Doug Armstrong** Vice President of Player Personnel.

### April, 2008

- 16 - Relieved Peoria Rivermen head coach **Dave Basaggio** of his coaching duties.

### March, 2008

- 11 - Signed goaltender **Ben Bishop**.
- 19 - Signed forward **Julian Talbot**.

### February, 2008

- 10 - Signed goaltender **Chris Beckford-Tseu** to a professional contract.
- 25 - Re-signed defenseman **Barret Jackman**.
- 26 - Acquired **Cam Janssen** from New Jersey in exchange for **Bryce Salvador**. Acquired a fourth round draft choice in 2008 (traded to Nashville for Chris Mason which

## All-Time Transactions

Nashville traded to New York Rangers, Rangers drafted Dale Weise) from the New York Rangers in exchange for **Christian Backman**.

### December, 2007

- 13 - Michael McCarthy Named Vice Chairman of the St. Louis Blues.
- 14 - Acquired **Andy McDonald** from Anaheim in exchange for **Doug Weight, Michal Birner** and a seventh round draft choice in 2008 (traded to Los Angeles which was traded back to St. Louis, St. Louis drafted **Paul Karpowich**).

### November, 2007

- 8 - Traded goaltender **Jason Bacashihua** to Colorado in exchange for future considerations.

### October, 2007

- 4 - Signed forward **Mike Johnson**.

### September, 2007

- 5 - Signed forward **David Perron**.

### August, 2007

- 1 - Acquired forward **Francois-Pierre Guenette** from Vancouver in exchange for forward **Zack Fitzgerald**.
- 9 - Re-Signed goaltender **Jason Bacashihua**, defenseman **Matt Walker, Jeff Woywitka** and forwards **Mike Glumac, D.J. King, Charles Linglet** and **Yan Stastny**. Signed defenseman **Alex Brooks**.
- 21 - Signed forward **Chris Porter**.

### July, 2007

- 1 - Signed forward **Paul Kariya** as a free agent. Re-Signed defenseman **Barret Jackman**.
- 3 - Signed defenseman **Micki DuPont** as a free agent.
- 23 - Acquired goaltender **Hannu Toivonen** from Boston in exchange for forward **Carl Soderberg**.
- 25 - Signed forward **Lee Stempniak** to a multi-year contract.

### June, 2007

- 1 - Signed **Patrik Berglund, Jonas Junland, Martin Kariya, Nikolai Lemtyugov** and **Juuso Riksmann** to NHL contracts.
- 19 - Signed forward **Jean-Guy Trudel**.
- 22 - Traded first round draft choice in 2007 to San Jose (Logan Couture) in exchange for Toronto's first round draft choice in 2007 (previously acquired, St. Louis drafted **Lars Eller**), Toronto's second round draft choice in 2007 (previously acquired, St. Louis drafted **Aaron Palushaj**) and San Jose's third round draft choice in 2008 (**Ian Schultz**). Traded Atlanta's first round draft choice in 2007 to Calgary (previously acquired, Calgary drafted Mikael Backlund) along with a third round draft

choice in 2007 (John Negrin) in exchange for Calgary's first round draft choice in 2007 (**Ian Cole**).

- 26 - Acquired the rights to **Keith Tkachuk** from Atlanta along with future considerations in exchange for a conditional 1st round draft choice in 2008 (previously acquired from Atlanta on Feb. 25, 2007, Atlanta drafted Zach Bogosian).
- 30 - Signed forward **Keith Tkachuk**.

### May, 2007

- 9 - Extended the contracts of assistant coaches **Ray Bennett, Brad Shaw, Rick Wamsley**, and video coach **Scott Masters**. Extended the contracts of Peoria Rivermen head coach **Dave Baseggio** and assistant coach **Brent Thompson**.
- 23 - Signed **Nicholas Drzenovic, Alexander Hellstrom, Tomas Kana** and **Ryan Reaves** to NHL contracts.

### April, 2007

- 19 - Signed defenseman **Erik Johnson** to an NHL contract.
- 24 - Re-Signed forward **Trent Whitfield**.

### March, 2007

- 20 - Signed defenseman **Steve Wagner**.

### February, 2007

- 24 - **Eric Brewer** and **Manny Legace** agreed to contract extensions.
- 25 - Acquired a first round draft choice in 2007 (traded to Calgary for their 18th choice which the Blues drafted **Ian Cole**), a third round draft choice in 2007 (**Brett Sonne**), a second round draft choice in 2008 (**Philip McRae**) and forward **Glen Metropolit** from Atlanta in exchange for **Keith Tkachuk**.
- 27 - Acquired **Ville Nieminen, Jay Bariball** and a first round draft choice in 2007 (**David Perron**) in exchange for **Bill Guerin**. Acquired **Brad Boyes** from Boston in exchange for **Dennis Wideman**. **Jamal Mayers** agreed to contract extension.

### January, 2007

- 1 - Signed **Charles Linglet** to an NHL contract.
- 16 - Acquired forward **Yan Stastny** from Boston in exchange for a fifth round draft choice in 2007 (**Denis Ruel**).

### December, 2006

- 11 - Relieved **Mike Kitchen** of coaching duties. Named **Andy Murray** head coach.
- 13 - Named **Ray Bennett** as Assistant Coach.

### November, 2006

- 6 - Named **Al MacInnis** Vice President of Hockey Operations.

## All-Time Transactions

### October, 2006

- 31 - Claimed forward **Joel Perrault** on waivers.

### September, 2006

- 14 - Signed forward **Radek Dvorak**.

### August, 2006

- 2 - Signed forward **Martin Rucinsky**.  
 8 - Signed goaltender **Manny Legace**.  
 9 - Signed **Christian Backman** to a multi-year contract.  
 18 - Signed defenseman **Jamie Rivers**

### July, 2006

- 1 - Re-Signed forward **Dallas Drake**.  
 Signed defenseman **Jay McKee**.  
 2 - Signed head coach **Mike Kitchen** to a multi-year contract.  
 Signed forward **Doug Weight**.  
 3 - Signed forward **Dan Hinote**.  
 Signed forward **Bill Guerin**.  
 4 - Re-Signed forward **Petr Cajanek**.  
 7 - Named **Rick Wamsley** assistant coach/ goaltending coach.  
 11 - Named **Brad Shaw** assistant coach.  
 17 - Re-signed forward **Jay McClement**.  
 Announced that goaltender **Jason Bacashihua**, defenseman **Eric Brewer**, **Doug Lynch**, **Aaron MacKenzie** and **Jeff Woywitka** along with forwards **Jon DiSalvatore**, **Tomas Mojzis** and **Peter Sejna** accepted qualifying offers.  
 27 - Named **Dave Baseggio** head coach for the Peoria Rivermen.

### June, 2006

- 1 - Signed goaltender **Marek Schwarz**, defenseman **Roman Polak** and forwards **Michal Birner** and **Carl Soderberg**.  
 24 - Traded a first round draft choice in 2006 (Matthew Correnta) to New Jersey and Vancouver's third round draft choice in 2006 (previously acquired, New Jersey drafted Vladimir Zharkov) in exchange for a first round draft choice in 2006 (**Patrik Berglund**).  
 29 - Re-Signed forward **Ryan Johnson** and defenseman **Matt Walker**.  
 30 - Named **John Davidson** President of Hockey Operations.  
 Awarded Senior Vice President and General Manager **Larry Pleau** a contract extension through 2007-2008 season.

### April, 2006

- 25 - Signed forward **Magnus Kahnberg**.

### March, 2006

- 9 - Acquired forward **Tomas Mojzis** and a third round draft choice (traded to New Jersey in which the Devils drafted **Vladimir Zharkov**) in 2006 from Vancouver in exchange for defenseman **Eric Weinrich**.

- 15 - Signed forward **David Backes**.

### January, 2006

- 29 - Acquired forward **Timofei Shishkanov** from Nashville in exchange for forward **Mike Silinger**.  
 30 - Acquired a first round draft choice in 2006 (traded to New Jersey for their 25th choice which the Blues drafted **Patrik Berglund**), a fourth round draft choice in 2006 (**Reto Berra**), a fourth round draft choice in 2007 and **Jesse Boulerice**, **Magnus Kahnberg** and **Mike Zigomanis** in exchange for **Doug Weight** and **Erkki Rajamaki**.  
 31 - Claimed goaltender **Craig Anderson** on waivers.

### December, 2005

- 3 - Claimed defenseman **Kevin Dallman** on waivers from Boston.  
 10 - Acquired defenseman **Steve Poapst** from Pittsburgh in exchange for forward **Eric Boguniecki**.  
 30 - Claimed forward **Vladimir Orszagh** on waivers from Phoenix.

### November, 2005

- 29 - Claimed forward **Simon Gamache** on waivers from Nashville.

### October, 2005

- 4 - Named **Don Granato** as assistant coach.

### September, 2005

- 9 - Announced the retirement of defenseman **Al MacInnis**.  
 13 - Signed forward **Scott Young**.

### August, 2005

- 1 - Signed forward **Aaron Downey**.  
 2 - Acquired defensemen **Eric Brewer**, **Doug Lynch** and **Jeff Woywitka** from Edmonton in exchange for defenseman **Chris Pronger**.  
 Signed forwards **Jeff Hoggan**, **Ryan Ramsay** and **Trent Whitfield**.  
 5 - Named **Brent Thompson** Assistant Coach for the Peoria Rivermen.  
 9 - Signed forward **Dean McAmmond**.  
 Re-Signed defenseman **Bryce Salvador**.  
 Announced that forwards **Eric Boguniecki** and **Colin Hemingway** accepted qualifying offers.  
 12 - Re-Signed forwards **Mike Glumac** and **Mark Rycroft** along with defenseman **Mike Stuart**.  
 Announced that forward **Ryan Johnson** and defenseman **Trevor Byrne** accepted qualifying offers.  
 15 - Re-Signed forwards **Jamal Mayers** and **Peter Sejna** along with defenseman **Brett Scheffelder**.  
 Announced that defenseman **Eric Brewer** accepted a qualifying offer.  
 24 - Traded forward **John Pohl** to Toronto in exchange for future considerations.

## All-Time Transactions

### July, 2005

- 28 - Exercised its rights to pick-up the options for the 2005-06 season for goaltender **Patrick Lalime**, and defensemen **Andy Roach** and **Matt Walker**.
- 29 - Signed **Zack Fitzgerald** and **Lee Stempniak** to entry-level contracts.

### June, 2005

- 3 - Named **Jarmo Kekalainen** assistant general manager.
- 16 - Named **Kevin McDonald** General Manager of Hockey Operations for the Peoria Rivermen. Named **Steve Pleau** Associate Head Coach for the Peoria Rivermen.
- 22 - Awarded Head Coach **Mike Kitchen** a contract extension through 2005-06 season. Named **Curt Fraser** assistant coach.

### September, 2004

- 10 - Re-Signed defenseman **Christian Backman**, goaltenders **Chris Beckford-Tseu** and **Curtis Sanford** along with forwards **Erkki Rajamaki** and **Konstantin Zakharov**.
- 13 - Re-Signed defenseman **Barret Jackman**.

### August, 2004

- 5 - Re-Signed forward **Petr Cajanek**.

### July, 2004

- 5 - Re-Signed defenseman **Eric Weinrich**.
- 12 - Re-Signed forward **Mike Sillinger**.
- 15 - Signed goaltender **Patrick Lalime** and re-signed forward **Jamal Mayers**.
- 30 - Re-Signed defenseman **Chris Pronger**.

### June, 2004

- 24 - Awarded contract extensions to Worcester IceCats Head Coach **Don Granato** and Director of Amateur Scouting **Jarmo Kekalainen**.
- 25 - Acquired goaltender **Jason Bacashihua** from Dallas in exchange for defenseman **Shawn Belle**.
- 27 - Acquired goaltender **Patrick Lalime** from Ottawa in exchange for a conditional fourth round draft choice (Ilja Zubov) in the 2005 Entry Draft.
- 29 - Re-Signed goaltender **Reinhard Divis**, defensemen **Trevor Byrne** and **Aaron MacKenzie** and forwards **Eric Boguniecki**, **Blake Evans**, **Mike Glumac**, **Johnny Pohl** and **Mark Rycroft**.
- 30 - Agreed to new contracts with forward **Dallas Drake** and defenseman **Alexander Khavanov**. Re-Signed forward **Ryan Johnson**. Signed forwards **Jon DiSalvatore** and **D.J. King** along with defensemen **Andy Roach**, **Patrick Wellar** and **Dennis Wideman**.

### March, 2004

- 4 - Acquired forward **Mike Sillinger** from Phoenix in exchange for goaltender **Brent Johnson**.

- 9 - Acquired forward **Brian Savage** from Phoenix in exchange for future considerations.

### February, 2004

- 9 - Acquired defenseman **Eric Weinrich** from Philadelphia in exchange for a fifth round draft choice (Gino Pisellini) in the 2004 Entry Draft.
- 24 - Relieved **Joel Quenneville** of coaching duties. Named **Mike Kitchen** head coach and **Keith Allain** as interim assistant coach.

### January, 2004

- 30 - Claimed forward **Pascal Rheaume** on waivers.

### December, 2003

- 22 - Signed forward **Scott Pellerin** as a free agent.

### October, 2003

- 10 - Signed defensemen **Trevor Byrne** and **Aaron MacKenzie** along with forward **Colin Hemingway**.
- 27 - Acquired forward **Erkki Rajamaki** from Tampa Bay in exchange for an eighth round draft choice (Justin Keller) in the 2004 Entry Draft.
- 28 - Awarded Senior Vice President and General Manager **Larry Pleau** a contract extension through 2005-2006 season.

### September, 2003

- 5 - Signed defenseman **Murray Baron** as a free agent.
- 17 - Named **Brent Karasiuk** President and General Manager of the Worcester IceCats.
- 19 - Named **Kevin McDonald** Director of Professional Scouting.

### August, 2003

- 7 - Re-Signed forward **Pavol Demitra**.

### July, 2003

- 16 - Re-Signed goaltender **Brent Johnson**, along with defensemen **Tom Koivisto**, **Christian Laflamme** and **Bryce Salvador** and forwards **Mike Danton**, **Ryan Johnson**, and **Steve Martins**.
- 25 - Re-Signed forward **Reed Low** and defenseman **Matt Walker**.
- 31 - Re-Signed goaltender **Cody Rudkowsky** and forward **Marc Brown**.

### June, 2003

- 11 - Signed goaltender **Chris Osgood**.
- 21 - Acquired a second round pick (**David Backes**) in the 2003 Entry Draft from Tampa Bay in exchange for **Cory Stillman**. Acquired **Mike Danton** and a third round pick (**Konstantin Zakharov**) in the 2003 Entry Draft from New Jersey in exchange for a third round pick (Ivan Khomutov) in the 2003 Entry Draft. Acquired a fifth round pick (**Lee Stempniak**) in the 2003 Entry Draft from Phoenix in exchange for **Tyson Nash**.

## All-Time Transactions

- 30 - Re-Signed goaltender **Reinhard Divis**, defenseman **Aris Brimanis** along with forwards **Jeff Panzer** and **Sergei Varlamov**.

### April, 2003

- 6 - Signed forward **Peter Sejna** as a free agent.

### March, 2003

- 11 - Acquired forward **Valeri Bure** from Florida along with a 2004 conditional draft pick in exchange for defenseman **Mike Van Ryn**.

Acquired goaltender **Chris Osgood** from the N.Y. Islanders along with a third round pick (**Konstantin Barulin**) in the 2003 Entry Draft in exchange for forward **Justin Papineau** and a second round pick (Jeremy Colliton) in the 2003 Entry Draft.

- 20 - Signed forward **Greg Black** as a free agent.

### February, 2003

- 14 - Signed forward **Jay McClement**.  
19 - Claimed forward **Ryan Johnson** on waivers.

### January, 2003

- 15 - Claimed forward **Steve Martins** on waivers.

### December, 2002

- 5 - Traded defenseman **Dale Clarke** to Colorado for a conditional draft choice.

### November, 2002

- 4 - Signed goaltender **Tom Barrasso** as a free agent.

### October, 2002

- 8 - Signed forward **Eric Boguniecki** to a contract extension.  
30 - Signed forward **Martin Rucinsky** as a free agent.

### September, 2002

- 12 - Re-signed forward **Keith Tkachuk**.

### August, 2002

- 1 - Named **Ted Hampson** director of player evaluation.  
Named **Jarmo Kekalainen** director of amateur scouting.  
2 - Announced the retirement of center **Ray Ferraro**.  
9 - Signed defenseman **Aris Brimanis** as a free agent.

### July, 2002

- 3 - Signed center **Petr Cajanek**.  
10 - Signed defenseman **Tom Koivisto**.  
Re-Signed defenseman **Jeff Finley**.  
12 - Signed defenseman **Christian Backman**.  
15 - Signed forward **Keith Tkachuk** and goaltender **Fred Brathwaite** to qualifying offers.  
16 - Signed forwards **Steve Dubinsky** and **Eric Nickulas**, and defenseman **Steve Bancroft**.  
19 - Re-signed defensemen **Alexander Khavanov**

and **Christian Laflamme**.

- 23 - Signed forward **Jason Dawe**.  
24 - Re-Signed forwards **Jamal Mayers** and **Daniel Corso**.  
31 - Re-Signed forwards **Cory Stillman**, **Daniel Tkaczuk**, **Marc Brown**, and **Mark Rycroft** along with defenseman **Dale Clarke** and goaltender **Cody Rudkowsky**.

### June, 2002

- 25 - Named **Don Lever** assistant coach.  
27 - Exercised the options on the contracts of goaltender **Brent Johnson**, right wing **Reed Low** and centers **Mike Eastwood** and **Eric Boguniecki** for the 2002-03 season.

### May, 2002

- 16 - Announced the retirement of assistant coach **Jim Roberts**.

### March, 2002

- 6 - Claimed forward **Ted Donato** on waivers.  
18 - Acquired forward **Ray Ferraro** from Atlanta in exchange for a fourth round selection (Lane Mason) in the 2002 Entry Draft.

### February, 2002

- 11 - Acquired forward **Shjon Podein** from Colorado in exchange for **Mike Keane**.

### December, 2001

- 5 - Acquired defenseman **Steve Halko** from Carolina and a fourth round draft selection in the 2002 NHL Entry Draft in exchange for **Sean Hill**.

### November, 2001

- 6 - Signed free agent defenseman **Marc Bergevin**.

### August, 2001

- 21 - Signed **Christian Laflamme** as a free agent.

### July, 2001

- 1 - Acquired forwards **Doug Weight** and **Michel Riesen** for forwards **Marty Reasoner** and **Jochen Hecht** and defenseman **Jan Horacek**.  
5 - Signed free agents **Mike Keane** and **Rich Pilon**.

### June, 2001

- 23 - Acquired goaltender **Fred Brathwaite** and forwards **Daniel Tkaczuk** and **Sergei Varlamov** along with a 2001 ninth round draft pick (**Grant Jacobsen**) for goaltender **Roman Turek** and a 2001 fourth round draft pick (Yegor Shastin).

### May, 2001

- 7 - Signed **Greg Davis** and **Jeff Panzer** as free agents.

## All-Time Transactions

### March, 2001

- 4 - Claimed forward **Sebastian Bordeleau** off waivers from Nashville.
- 5 - Acquired defenseman **Alexei Gusarov** from the New York Rangers for defenseman **Peter Smrek**.
- 13 - Acquired **Keith Tkachuk** from Phoenix for forwards **Michal Handzus**, **Ladislav Nagy**, **Jeff Taffe** and a 2002 first round draft choice (Ben Eager).  
Acquired forward **Cory Stillman** from Calgary for forward **Craig Conroy** and a seventh round draft pick (David Moss) in the 2001 NHL Entry Draft.

### February, 2001

- 10 - Acquired forward **Scott Mellanby** from Florida for **David Morisset** and a 2002 fifth round draft pick or a compensatory draft pick (Vince Bellissimo).

### December, 2000

- 18 - Acquired forward **Eric Boguniecki** from Louisville (AHL) for forward **Andrej Podkonicky**.
- 28 - Acquired defenseman **Dan Trebil** from Pittsburgh for **Marc Bergevin**.

### September, 2000

- 19 - Awarded Head Coach **Joel Quenneville** a contract extension through 2003-2004.

### August, 2000

- 24 - Signed **Reid Simpson** as a free agent.

### July, 2000

- 1 - Signed **Dallas Drake** and **Sean Hill** as free agents.
- 14 - Signed **Dwayne Roloson** as a free agent.
- 27 - Signed **Chris Murray** as a free agent.

### June, 2000

- 12 - Signed **Vladimir Chebaturkin** as a free agent.  
Signed **Matt Walker** and **Alex Khavanov** to contracts.
- 30 - Signed **Mike Van Ryn** as a free agent.

### May, 2000

- 15 - Signed **Dale Clarke**, **Mark Rycroft** and **Shawn Mamane** as free agents.

### March, 2000

- 22 - Signed forward **Roger Trudeau**.

### February, 2000

- 1 - Signed **Darren Rumble** as a free agent.
- 9 - Acquired defenseman **Dan Kecmer** from the Nashville Predators in exchange for defenseman **Rory Fitzpatrick**.

### January, 2000

- 13 - Acquired forward **Stephane Richer** from the Tampa Bay Lightning in a trade for defenseman **Chris McAlpine** and goaltender **Rich Parent**.

### December, 1999

- 11 - Claimed forward **Bob Bassen** off waivers.

### November, 1999

- 18 - Announced the retirement of forward **Geoff Courtnall**.

### October, 1999

- 20 - Signed free agent defenseman **Dave Ellett**.  
Acquired forward **Derek King** from the Toronto Maple Leafs for an exchange of 8th round draft choices in the 2000 NHL Entry Draft and defenseman **Tyler Hariton**.

### September, 1999

- 4 - Traded goaltender **Grant Fuhr** to Calgary for Calgary's 3rd round draft choice in the 2000 NHL Entry Draft (**Justin Papineau**).  
Signed defenseman **Peter Smrek**.
- 27 - Signed defenseman **Barret Jackman**.
- 30 - Claimed defenseman **Todd Reirden** off waivers from the Edmonton Oilers.

### August, 1999

- 16 - Signed goaltender **Roman Turek** to a multi-year contract.
- 25 - Signed **Sylvain Blouin** as a free agent.

### July, 1999

- 15 - Signed defenseman **Libor Prochazka**.

### June, 1999

- 3 - Signed center **Tyler Rennette** and defenseman **James Pollock**.
- 20 - Acquired **Roman Turek** from Dallas in exchange for St. Louis' compensatory third round draft choice (**Dan Jancevski**) in the 1999 NHL Entry Draft.

### May, 1999

- 25 - Signed **Jaroslav Obsut** as a free agent.

### April, 1999

- 3 - **Larry Pleau** and **John Ferguson, Jr.** receive contract extensions.

### March, 1999

- 1 - Signed **Jim Carey** as a free agent.
- 4 - **Didier Tremblay** agreed to a contract.
- 18 - Acquired **Brad Shaw** and an eighth round choice (**Colin Hemingway**) in the 1999 Entry Draft from Washington in exchange for a sixth round choice (**Kyle Clark**) in the 1999 Entry Draft.
- 23 - Re-acquired **Blair Atcheynum** from Nashville for a sixth round draft choice in the 2000 Entry Draft.
- 25 - Signed **Cody Rudkowsky** as a free agent.

## All-Time Transactions

### February, 1999

- 13 - Acquired **Jeff Finley** and **Geoff Smith** from the NY Rangers for future considerations.
- 22 - Traded **Chris Kenady** to the NY Rangers, completing the transaction from February 13, which the Blues acquired **Jeff Finley** and **Geoff Smith** for future considerations.

### December, 1998

- 30 - Claimed **Todd Gill** off waivers by Detroit.

### September, 1998

- 1 - Named **Mike Kitchen** Assistant Coach.
- 4 - Agreed to contracts with **Kevin Dahl** and **Kevin Sawyer**.

### August, 1998

- 28 - Named **Keith Allain** Goaltending Coordinator.

### July, 1998

- 16 - Signed **Scott Young** as a free agent.
- 24 - Agreed to contracts with **Deker Bekar**, **Tyler Harlton**, **Ladislav Nagy**, **Tyson Nash**, **Andrei Podkonicky**, **Marty Reasoner**, and **Jason Widmer**.

### June, 1998

- 26 - Nashville claimed **Blair Atcheynum** in the Expansion Draft. **Darren Turcotte** and the highest compensatory pick in the second round of the 1999 Entry Draft to Nashville (later traded to Florida - Florida selected **Alexander Auld**) for future considerations.

### May, 1998

- 5 - Agreed to terms with **Jan Horacek**.

### March, 1998

- 18 - Agreed to a contract with **Daniel Corso**.
- 24 - Acquired **Todd Gill** from San Jose for **Joe Murphy**. Acquired **Mike Eastwood** from the NY Rangers in exchange for **Harry York**.
- 26 - Signed **Matt Smith** as a free agent.

### January, 1998

- 3 - Signed **Michel Picard** as a free agent.

### October, 1997

- 3 - Agreed to a contract with **Michal Handzus**. Signed **Lubos Bartecko** and **Tyler Willis** as free agents.

### September, 1997

- 11 - Agreed to contracts with **Chris Kenady** and **Jochen Hecht**.
- 29 - Acquired **Kelly Chase** from Toronto for future considerations.

### August, 1997

- 12 - Signed **Blair Atcheynum**, **Bruce Ramsay** and **Terry Yake** as free agents.

- 25 - Acquired **Steve Duchesne** from Ottawa in exchange for **Igor Kravchuk**.
- 29 - Signed **Shayne Toporowski** as a free agent.

### July, 1997

- 8 - Signed **Rudy Poeschek** as a free agent.
- 16 - Signed **Terry Hollinger**, **Rich Parent** and **Terry Virtue** as free agents.
- 24 - Acquired **Darren Turcotte** in exchange for **Stephane Matteau**.

### June, 1997

- 2 - Acquired **Brent Johnson** from Colorado in exchange for a third round selection in 1997 Entry Draft and a conditional third round selection in 2000 Entry Draft. Signed **Reed Low** and **Scott Roche** as free agents.
- 27 - Acquired **Alexander Godyniuk** and a sixth round selection in the 1998 Entry Draft in exchange for **Steve Leach**. (**Larry Pleau**-1997)

### March, 1997

- 14 - Signed **Pavol Demitra** as a free agent (acquired rights from Ottawa for **Christer Olsson** on November 27, 1996).

### February, 1997

- 11 - Acquired **Chris McAlpine** from and a ninth round selection in 1999 Entry Draft from New Jersey in exchange for **Peter Zezel**.

### November, 1996

- (**Ron Caron**-1996)
- 13 - Acquired **Sergio Momesso** from the NY Rangers in exchange for **Brian Noonan**.
- 26 - Acquired **Mike Peluso** and **Ricard Persson** from New Jersey in exchange for **Ken Sutton** and a second round selection in 1999 Entry Draft.
- 27 - Acquired **Pavol Demitra** from Ottawa in exchange for **Christer Olsson**.

### October, 1996

- 29 - Acquired **Pierre Turgeon**, **Craig Conroy** and **Rory Fitzpatrick** from Montreal in exchange for **Shayne Corson**, **Murray Baron** and a fifth round selection in 1997 Entry Draft.

### September, 1996

- 26 - Signed **Gary Leeman** as a free agent.

### July, 1996

- 3 - Signed **Joe Murphy**, **Scott Pellerin**, **Jim Campbell**, **David Williams**, **Jamie McLennan** and **Harry York** as free agents.
- 6 - Signed **Trent Yawney** as a free agent.
- 9 - Signed **Marc Bergevin** as a free agent.
- 31 - Signed **Kevin Plager** as a free agent.

## All-Time Transactions

### March, 1996

- 12 - Acquired future considerations from Edmonton in exchange for **Dave Roberts**. Acquired **Glenn Anderson** from Edmonton via waivers.
- 15 - Acquired **Craig MacTavish** from Philadelphia in exchange for **Dale Hawerchuk**.
- 19 - Acquired **Charlie Huddy** and a seventh round choice (**Daniel Corso**) in 1996 Entry Draft from Buffalo in exchange for rights to **Denis Hamel**.
- 20 - Acquired a sixth round choice (**Stephen Wagner**) in 1996 Entry Draft from Pittsburgh in exchange for **J.J. Daigneault**. **Dallas Eakins** to Winnipeg via waivers. Acquired **Yuri Khmylev** and a eighth round choice (**Andrei Podkonicky**) in 1996 Entry Draft from Buffalo in exchange for **Jean-Luc Grand-Pierre**, Ottawa's second round choice (previously acquired, Buffalo selected **Cory Sarich**) in 1996 Entry Draft and St. Louis' third round choice (**Maxim Afinogenov**) in 1997 Entry Draft.

### February, 1996

- 27 - Acquired **Wayne Gretzky** from Los Angeles in exchange for **Craig Johnson**, **Patrice Tardif**, **Roman Vopat**, and first round choice (**Matt Zultek**) in 1997 Entry Draft and a fifth round choice (**Peter Horgan**) in 1996 Entry Draft to Los Angeles.

### January, 1996

- 4 - Acquired **Igor Kravchuk** and **Ken Sutton** from Edmonton in exchange for **Donald Dufresne** and **Jeff Norton**. Acquired **Mike Hudson** from Toronto via waivers.
- 29 - Acquired **Rob Pearson** from Washington in exchange for **Denis Chasse**.

### December, 1995

- 28 - Acquired **Stephane Matteau** from NY Rangers in exchange for **Ian Laperriere**.

### November, 1995

- 1 - Acquired a third round choice (**Ville Niemenen**) in the 1997 Entry Draft (later traded to Colorado) from NJ Devils in exchange for **Esa Tikkanen**.
- 7 - Acquired **J.J. Daigneault** from Montreal in exchange for **Pat Jablonski**.

### October, 1995

- 2 - Claimed **Pat Jablonski** off waivers from Toronto.
- 19 - Signed **Peter Zezel** as a free agent.

### September, 1995

- 28 - Acquired **Dallas Eakins** from Florida in exchange for a fourth round choice (**Ivan Novoseltsev**) in 1997 Entry Draft.

### August, 1995

- 4 - **Curtis Joseph** and the rights to **Michael Grier** to Edmonton for St. Louis' first round choices (previously acquired) in 1996 Entry Draft (St. Louis selected **Marty Reasoner**) and 1997 Entry Draft (later traded to Los Angeles - Los Angeles selected **Matt Zultek**) as compensation for signing **Shayne Corson** on July 28, 1995. Acquired a second round choice (later traded to Buffalo - Buffalo selected **Cory Sarich**) in 1996 Entry Draft in exchange for **Steve Duchesne** to Ottawa.
- 10 - Signed **Bruce Racine** as a free agent.

### July, 1995

- 8 - Signed **Dale Hawerchuk** as a free agent.
- 14 - Signed goaltender **Grant Fuhr** as a free agent
- 27 - Acquired **Chris Pronger** from Hartford in exchange for **Brendan Shanahan**.
- 28 - Signed **Shayne Corson** as a free agent.

### April, 1995

- 7 - Acquired Ottawa's ninth round choice (**Libor Zabransky**) in 1995 Entry Draft in exchange for **Dan Laperriere** and a ninth round choice (**Erik Kaminski**) in 1995 Entry Draft.

### March, 1995

- 6 - Acquired **Jeff Norton**, a fourth selection in the 1997 Entry Draft and future considerations from San Jose in exchange for **Craig Janney**.
- 23 - Acquired **Todd Elik** from San Jose in exchange for **Kevin Miller**.

### February, 1995

- 4 - Signed **Glenn Anderson** as a free agent.
- 16 - Signed **Kevin Sawyer** as a free agent.

### January, 1995

- 18 - **Kelly Chase** claimed on waivers by Hartford. **Igor Korolev** claimed off waivers by Winnipeg. **Greg Gilbert** claimed off waivers from NY Rangers. **Donald Dufresne** claimed off waivers from Los Angeles.

### October, 1994

- 3 - Signed **Tony Twist** as a free agent.
- 6 - Acquired **Adam Creighton** from Tampa Bay in exchange for **Tom Tilley**.

### August, 1994

- 19 - Acquired **Guy Carbonneau** from Montreal in exchange for **Jim Montgomery**.
- 29 - Acquired **Bill Houlder** from Anaheim in exchange for **Jason Marshall**.
- 31 - Signed **Greg Parks** as a free agent.

### July, 1994

- 4 - Acquired **Al MacInnis** and a fourth round pick

## All-Time Transactions

in 1997 (**Didier Tremblay**) from Calgary in exchange for **Phil Housley** and a second round pick in 1996 (**Steve Begin**) and 1997 (**John Tripp**) to Calgary. (**Mike Keenan, 1994**)

24 - Acquired **Esa Tikkanen** and **Doug Lidster** from NY Rangers in exchange for **Petr Nedved**.

### June, 1994

30 - Signed **Jon Casey** as a free agent.

### March, 1994

4 - Signed **Petr Nedved** as a free agent.  
 9 - Signed **Peter Stastny** as a free agent.  
 14 - **Craig Janney** and a second round pick (**Dave Scatchard**) in 1994 awarded to Vancouver as compensation for the Blues signing free agent **Petr Nedved**.  
 21 - Acquired **Craig Janney** in exchange for **Jeff Brown**, **Bret Hedican** and **Nathan LaFayette** to Vancouver in exchange for **Alexei Kasatonov** acquired from Anaheim in exchange for **Maxim Bets** and a sixth round choice (later returned to St. Louis - St. Louis selected **Dennis Hamel**) in 1995 Entry Draft

### January, 1994

23 - Acquired **Steve Duchesne** and **Denis Chasse** from Quebec in exchange for **Bob Bassen**, **Garth Butcher** and **Ron Sutter**.

### October, 1993

3 - Chicago claimed **Rich Sutter** in Waiver Draft.

### September, 1993

24 - Acquired **Phil Housley** from Winnipeg in exchange for **Nelson Emerson** and **Stephane Quintal**.

### July, 1993

29 - Acquired **Jim Hrivnak** from Winnipeg in exchange for a sixth round choice (**Chris Kibermanis**) and future considerations.  
 30 - Signed **Tony Hrkac** and **Tom Tilley** as free agents.

### June, 1993

2 - Signed **Jim Montgomery** as a free agent.  
 24 - Anaheim claimed **Guy Hebert** in Expansion Draft.  
 Florida claimed **Dave Lowry** in Expansion Draft.

### January, 1993

28 - Acquired **Basil McRae**, **Doug Crossman** and a fourth round pick (**Andrei Petrakov**) in 1996 Entry Draft from Tampa Bay in exchange for **Jason Ruff**.

### November, 1992

1 - Acquired **Kevin Miller** from Washington in exchange for **Paul Cavallini**.

### June, 1992

18 - Ottawa claimed **Dominic Lavoie** in Expansion Draft.  
 Tampa Bay claimed **Michel Mongeau** in Expansion Draft.  
 19 - Acquired future considerations from Tampa Bay in exchange for **Pat Jablonski**, **Darin Kimble**, **Steve Tuttle** and **Rob Robinson**.

### February, 1992

7 - Acquired **Craig Janney** and **Stephane Quintal** from Boston in exchange for **Adam Oates**.  
 27 - Quebec claimed **Gino Cavallini** off waivers.  
 Signed **Philippe Bozon** as a free agent.  
 29 - Signed **Curt Giles** as a free agent.

### November, 1991

13 - Acquired **Lee Norwood** from Hartford in exchange for future considerations.  
 26 - Acquired eighth round choice (**Igor Boldin**) in 1992 Draft from Winnipeg in exchange for **Mario Marois**.

### October, 1991

2 - Signed **Bruce Shoenbottom** as a free agent.  
 18 - Acquired **Rick Zombo** from Detroit in exchange for **Vince Riendeau**.

### September, 1991

2 - Scott Stevens awarded to New Jersey as compensation for the Blues signing free agent **Brendan Shanahan**.  
 22 - Acquired **Ron Sutter** and **Murray Baron** from Philadelphia in exchange for **Rod Brind'Amour** and **Dan Quinn**.

### August, 1991

7 - Signed **Dave Mackey** and **Brian McKee** as free agents.

### July, 1991

23 - Signed **Ron Hoover** as a free agent.  
 24 - Signed **Brendan Shanahan** as a free agent.  
 30 - **Dave Christian**, a third round choice (**Vitali Prokhorov**) in 1992 and an option for the Bruins' seventh round choice (**Lance Burns**) in 1992 or a sixth round choice in 1993, as compensation from Boston for signing **Glen Featherstone** and **Dave Thomlinson** as free agents.

### May, 1991

24 - **Jim Vesey** to Winnipeg to complete the **Tom Draper** trade on February 28, 1991. **Tom Draper** to Winnipeg for future considerations.  
 30 - San Jose claimed **David Bruce** in Expansion Draft.  
 31 - Signed **Brian Pellerin** as a free agent.

## All-Time Transactions

### March, 1991

- 5 - Acquired **Garth Butcher** and **Dan Quinn** from Vancouver in exchange for **Geoff Courtball**, **Sergio Momesso**, **Cliff Ronning**, **Robert Dirk** and fifth round pick (**Brian Loney**) in 1992. Acquired **Darren Veitch** from Toronto in exchange for **Keith Osborne**.

### February, 1991

- 4 - Acquired **Darin Kimble** from Quebec in exchange for **Herb Raglan**, **Tony Twist** and **Andy Rymsha**.
- 28 - Acquired future considerations from Winnipeg in exchange for **Tom Draper**.

### October, 1990

- 3 - Claimed **Mario Marois** from Quebec in Waiver Draft. Claimed **Bob Bassen** from Chicago in Waiver Draft.
- 27 - Acquired an 11th round choice (**Wade Salzman**) in 1992 Draft from Pittsburgh in exchange for **Gordie Roberts**.

### September, 1990

- 12 - Signed **Alain Raymond** as a free agent.

### July, 1990

- 12 - Signed **Scott Stevens** as a free agent.
- 13 - Acquired **Geoff Courtball** from Washington in exchange for **Peter Zedel**, **Mike Lalor**.
- 23 - Signed **David Bruce** and **Jeff Lamb** as free agents.

### March, 1990

- 6 - Acquired **Rich Sutter**, **Harold Snepsts** and second round choice (**Craig Johnson**) acquired from St. Louis in September 6, 1988 trade from Vancouver in exchange for **Adrien Plavsic** and St. Louis' first round (**Shawn Antoski**) in 1990.
- 13 - Signed **Yves Heroux** as a free agent.

### January, 1990

- 22 - Acquired **Ron Wilson** from Winnipeg in exchange for **Doug Evans**.

### December, 1989

- 12 - **Todd Ewen** to Montreal for return of St. Louis' third round choice (**Nathan Lafayette**) in 1991 previously traded to Montreal for **Mike Lalor**.
- 13 - Acquired **Jeff Brown** from Quebec in exchange for **Greg Millen** and **Tony Hrkac**.

### November, 1989

- 10 - Acquired 1991 third round choice (**Kyle Reeves**) from Los Angeles in exchange for **Brian Benning**.

### September, 1989

- 29 - Acquired rights to **Rik Wilson** from Chicago in

exchange for **Craig Cox**.

### August, 1989

- 21 - Signed **Michel Mongeau** and **Rich Pion** as free agents.

### July, 1989

- 19 - Signed **Rik Wilson** as a free agent from Chicago.

### June, 1989

- 15 - Acquired **Adam Oates** and **Paul MacLean** from Detroit in exchange for **Bernie Federko** and **Tony McKegney**.
- 16 - Signed **Curtis Joseph** as a free agent.
- 17 - Acquired Winnipeg's third choice (**Denny Felsner**) in 1989 Entry Draft and Winnipeg's second choice (**Steve Staios**) in 1991 Entry Draft in exchange for **Greg Paslawski** and St. Louis' third choice (**Kris Draper**) in 1989 Entry Draft.

### February, 1989

- 3 - Acquired **Phil DeGaetano** from Boston in exchange for **Scott Harlow**.
- 13 - Acquired future considerations from Boston in exchange for **Ron Flockhart**.

### January, 1989

- 16 - Acquired **Mike Lalor** from Montreal for the option to switch first round picks (**Turner Stevenson**) in 1990 Entry Draft and St. Louis' third round choice in 1991 Entry Draft.

### November, 1988

- 29 - Acquired **Mike Bullard** from Philadelphia in exchange for **Peter Zedel**.

### October, 1988

- 19 - Acquired Washington's sixth choice (**Derek Frenette**) in 1989 Entry Draft in exchange for **Rob Whistle** and St. Louis' eighth choice (**Steve Martell**) in 1990 Entry Draft.

### September, 1988

- 6 - Acquired **Mike Bullard**, **Craig Cox** and **Tim Corkery** from Calgary in exchange for **Doug Gilmour**, **Mark Hunter** and **Michael Dark**. Acquired **Dave Richter** and a second round choice in 1990 Entry Draft from Vancouver for **Robert Nordmark**.
- 29 - Acquired **Peter Douris** from Winnipeg in exchange for **Kent Carlson**, St. Louis' twelfth choice (**Sergei Kharin**) in 1989 Draft and St. Louis' fourth choice (**Scott Levins**) in 1990 Entry Draft. Acquired **Dave Lowry** from Vancouver in exchange for **Ernie Vargas**.

### August, 1988

- 9 - Acquired **Sergio Momesso** and **Vince Riendeau** from Montreal in exchange for **Jocelyn**

## All-Time Transactions

Lemieux, Darrell May and St. Louis' second choice (**Patrice Brisbois**) in 1989 Entry Draft.

### March, 1988

- 7 - Acquired **Brett Hull** and **Steve Bozek** from Calgary for **Rob Ramage** and **Rick Wamsley**.
- 8 - **Charlie Bourgeois** and Hartford's third choice (**Blair Atcheynum**) in 1989 Entry Draft - acquired earlier by St. Louis in **Mark Reeds** deal, October 5, 1987 for Hartford's second choice (**Rick Corriveau**) in 1989 Entry Draft **Gordie Roberts** from Philadelphia for futures.

### February, 1988

- 2 - Acquired **Ernie Vargas** from Montreal for future considerations.

### January, 1988

- 21 - Acquired **Scott Harlow** from Montreal for future considerations.

### December, 1987

- 11 - Acquired **Paul Cavallini** from Washington for Montreal's second choice (**Wade Bartley**) in 1988 Entry Draft - St. Louis' property via earlier deal.

### November, 1987

- 26 - Sold **Bill Root** to Philadelphia.

### October, 1987

- 5 - Acquired Hartford's third choice in 1989 Entry Draft, later returned to Hartford in March 8, 1988 **Charlie Bourgeois** deal **Doug Wickenheiser** claimed by Hartford in Waiver Draft.
- 13 - Acquired **Gaston Gingras** from Montreal in exchange for **Larry Trader** and future considerations.
- 23 - Acquired future considerations from NY Rangers in exchange for **Jim Pavese**.

### September, 1987

- 28 - Signed **Ron Hardy** as a free agent.

### June, 1987

- 5 - Acquired **Perry Turnbull** from Winnipeg in exchange for St. Louis' fifth choice (**Ken Gernander**) in 1987 Entry Draft.
- 13 - Acquired Calgary's fourth choice (**Andy Rymsha**) and fifth choice (**Dave Lacouture**) in 1988 Entry Draft in exchange for **Ric Nattress**.
- 19 - Signed **Dave Thominson** as a free agent.

### May, 1987

- 28 - Acquired **Tony McKegey** and **Rob Whistle** from NY Rangers in exchange for **Bruce Bell** and future considerations.

### March, 1987

- 10 - Acquired Hartford's tenth choice (**Andy Cesarski**) in 1987 Entry Draft in exchange for **Pat Hughes**.

### October, 1986

- 6 - Buffalo claimed **Pat Hughes** in Waiver Draft.
- 15 - Acquired **Shawn Evans** from Edmonton in exchange for **Todd Ewen**.
- 21 - Acquired **Tim Bothwell** from Hartford in exchange for **Dave Barr**.

### September, 1986

- 22 - Signed **Shane MacEachern** and **Dominic Lavoie** as free agents.

### August, 1986

- 7 - Acquired **Larry Trader** from Detroit in exchange for **Lee Norwood**.

### February, 1986

- 1 - Acquired **Eddy Beers**, **Charlie Bourgeois**, and **Gino Cavallini** from Calgary in exchange for **Joe Mullen**, **Rik Wilson** and **Terry Johnson**.

### January, 1986

- 31 - Acquired **Kent Carlson** from Montreal in exchange for **Graham Herring** and fifth choice (**Eric Aubertin**) in 1986 Entry Draft.

### October, 1985

- 2 - Acquired **Bruce Bell** from Quebec in exchange for **Gilbert Delorme**.
- 4 - Sold **Tim Bothwell** to Hartford.
- 7 - Calgary claimed **Craig Levie** in Waiver Draft. Washington claimed **Dwight Schofield** in Waiver Draft. Purchased **Ric Nattress** from Montreal.
- 9 - Signed **Darrell May** as a free agent.

### September, 1985

- 19 - Acquired **Mark Johnson** from New Jersey in exchange for **Shawn Evans** and New Jersey's fifth round choice (**Mike Wolak**) in 1986 Entry Draft
- 30 - Acquired **Normand Baron** from Montreal in exchange for future considerations.

### August, 1985

- 13 - Signed **Lee Norwood** as a free agent.
- 26 - Acquired **Ron Flockhart** from Montreal in exchange for **Perry Ganchar**.
- 29 - Acquired **Rick Meagher** and New Jersey's 12th choice (**Bill Butler**) in 1986 Entry Draft in exchange for **Perry Anderson**.

### June, 1985

- 10 - Signed **Doug Evans** as a free agent.
- 15 - Acquired **Mark Hunter**, **Michael Dark** and Montreal's second (**Herb Raglan**), third (**Nelson Emerson**), fifth (**Dan Brooks**) and sixth (**Rick Burchill**) round choices in 1985 Entry Draft in exchange for St. Louis' first (**Jose Charbonneau**); second (**Todd Richard**); fourth (**Martin Desjardins**); fifth (**Tom Sagissor**) and sixth (**Don Dufresne**) round

## All-Time Transactions

choices in 1985 Entry Draft.

### April, 1985

- 16 - Sent **Jorgen Pettersson** to Hartford to complete February 21, 1985 transaction.

### February, 1985

- 21 - Acquired **Mark Johnson** and **Greg Millen** from Hartford for **Mike Liut** and future considerations.

### January, 1985

- 29 - Acquired **Luc Dufour** from Quebec for **Alain Lemieux**.

### October, 1984

- 9 - Pittsburgh claimed **Wayne Babych** in Waiver Draft. Minnesota claimed **Craig Levie** in Waiver Draft. New Jersey claimed **Dave Pichette** in Waiver Draft.

### September, 1984

- 13 - Signed **Kevin LaVallee** as a free agent.
- 14 - Signed **Denis Cyr** as a free agent.

### June, 1984

- 9 - Acquired **Rick Wamsley** and Hartford's second choice (**Brian Benning**); Montreal property via earlier deal; Montreal's second choice (**Tony Hrkac**) and third choice (**Robert Dirk**) all in 1984 Entry Draft in exchange for St. Louis' first choice (**Shayne Corson**) and second (**Stephane Richer**) choices in 1984 Entry Draft.
- 26 - Sold rights to **Dan Wood**, **Richard Zemlak** and **Roger Hagglund** to Quebec.

### March, 1984

- 2 - Hartford claimed **Jack Brownschidle** off waivers.
- 5 - Acquired **Dave Barr** and NY Rangers third choice (**Alan Perry**) in 1984 Draft in exchange for **Larry Patey** and rights to **Bob Brooke**.

### February, 1984

- 10 - Acquired **Dave Pichette** from Quebec in exchange for **Andre Dore**.

### January, 1984

- 5 - Purchased **Michel Larocque** from Philadelphia.

### December, 1983

- 21 - Acquired **Gilbert Delorme**, **Doug Wickenheiser** and **Greg Paslawski** from Montreal in exchange for **Perry Turnbull**.

### October, 1983

- 3 - Hartford claimed **Bobby Crawford**, **Mike Crombeen** and **Mike Zuke** off waivers. Claimed **Terry Johnson** from Quebec in Waiver Draft. Claimed **Dwight Schofield** from Montreal in Waiver Draft.

### September, 1983

- 6 - Acquired **Guy Chouinard** from Calgary in exchange for future considerations.

### August, 1983

- 19 - **Gord Donnelly** and **Claude Julien** to Quebec as compensation for Blues' signing **Jacques Demers**.

### January, 1983

- 4 - Acquired **Andre Dore** from NY Rangers in exchange for **Vaclav Nedomansky** and **Glen Hanlon**. (**Ronald Caron**-1983)

### October, 1982

- 1 - Signed **Darrell May** as a free agent. Signed **Curt Brackenbury** as a free agent.
- 4 - NY Rangers claimed **Bill Baker** and **Tim Bothwell** in Waiver Draft. Minnesota claimed **Jack Carlson** in Waiver Draft. Claimed **Vaclav Nedomansky** on waivers from NYR.

### August, 1982

- 4 - Acquired **Pat Hickey** from Quebec in exchange for **Rick LaPointe**.

### July, 1982

- 22 - Signed **Rob Tudor** as a free agent.

### June, 1982

- 3 - **Kari Eloranta** returned to Calgary.
- 9 - Acquired **Rob Ramage** from New Jersey in exchange for St. Louis' first choice (**Rocky Trottier**) in 1982 Entry Draft and St. Louis' first choice (**John MacLean**) in 1983 Entry Draft.

### March, 1982

- 8 - Acquired **Kari Eloranta** from Calgary for future considerations.
- 9 - Acquired **Guy Lapointe** from Montreal in exchange for St. Louis' second choice (**Sergio Momesso**) in 1983 Entry Draft. Acquired **Glen Hanlon** from Vancouver in exchange for **Tony Currie**, **Jim Nill**, **Rick Heinz** and a fourth choice (**Shawn Kilroy**) in 1982 Entry Draft.

### February, 1982

- 14 - Pittsburgh claimed **Gary Edwards** on waivers. In lieu of waiver price, St. Louis receives Pittsburgh's eighth choice (**Don Porter**) in 1984 Entry Draft.

### December, 1981

- 4 - Acquired **Bill Baker** from Colorado in exchange for **Joe Micheletti** and **Dick Lamby**.

### October, 1981

- 1 - Claimed **Trevor Johansen** off waivers from Colorado.
- 8 - Acquired **Gary Edwards** from Edmonton in Waiver Draft.

## All-Time Transactions

### July, 1981

- 3 - Acquired **Scott Campbell** and **John Markell** from Winnipeg in exchange for **Bryan Maxwell**, **Ed Staniowski** and **Paul MacLean**.

### February, 1981

- 2 - Colorado claimed **Craig Norwich** off waivers.

### November, 1980

- 12 - Signed **Gerry Hart** as a free agent.

### October, 1980

- 30 - Acquired **Bill Stewart** from Buffalo in exchange for **Bob Hess** and St. Louis' fourth choice (**Anders Wickberg**) in 1981 Entry Draft.

### July, 1980

- 14 - Signed **John Taft** as a free agent.  
30 - Purchased **Harvey Bennett** from Calgary.

### June, 1980

- 19 - Acquired **Craig Norwich** from Winnipeg in exchange for **Rick Bowness**.

### May, 1980

- 8 - Signed **Jorgen Pettersson** as a free agent.

### March, 1980

- 10 - Signed **Terry Harper** as a free agent.

### November, 1979

- 6 - Sold **Bruce Affleck** and **Gordon Buynak** to Vancouver and sold **Harvey Bennett** to Atlanta.  
13 - Acquired **Blair Chapman** from Pittsburgh for **Bob Stewart**.

### October, 1979

- 3 - Purchased **Frank Johnson** from Atlanta.  
10 - Acquired **Ed Kea**, **Don Laurence** and Atlanta's second choice (**Hakan Nordin**) in 1981 Entry Draft in exchange for **Garry Unger**.

### August, 1979

- 7 - Acquired **Joe Micheletti** from Edmonton in exchange for **Tom Roulston** and **Risto Siltanen**.  
16 - Signed **Joe Mullen** as a free agent.  
Purchased **Tom Williams** from Los Angeles.

### June, 1979

- 7 - Acquired **Blake Dunlop** and **Rick LaPointe** from Philadelphia in exchange for **Phil Myre**. Cincinnati reclaimed **Mike Liut** from prior to Expansion Draft.  
Winnipeg reclaimed **Scott Campbell** from prior Expansion Draft.  
9 - Winnipeg claimed **Scott Campbell** as a priority selection.  
Acquired future consideration from NY Islanders in exchange for **Barry Gibbs** and **Terry Richardson**.  
10 - Acquired **Richie Hansen** and **Bryan Maxwell** from Minnesota in exchange for St. Louis'

- second choice (**Dave Reiersen**) later transferred to Calgary - in 1983 Entry Draft.  
13 - **Neil Komadoski**, **Bob Murdoch** and **Bobby Simpson** claimed as fill in Expansion Draft. **John Smrke** and **Jamie Masters** claimed by Quebec in Expansion Draft. **Inge Hammarstrom** claimed by Edmonton in Expansion Draft. **Gord McTavish** claimed by Winnipeg in Expansion Draft.  
**Hartland Monahan** purchased from Quebec.  
14 - Acquired **Ralph Klassen** from NY Islanders as part of June 9, 1979 trade.

### May, 1979

- 24 - Acquired **Bobby Simpson** from Atlanta in exchange for **Curt Bennett**.

### April, 1979

- 16 - Signed **Rick Heinz** as a free agent.

### March, 1979

- 9 - Minnesota purchased **Harvey Bennett** to complete future considerations of August 8, 1978 acquisition.

### November, 1978

- 2 - Claimed **Charles Luksa** off waivers from Montreal.  
4 - Sold **Rod Seiling** to Atlanta.  
6 - Sold **Joe Casey**, **John Cochrane**, **Frank Johnson**, **Blair Wheeler** and **Jim Farrell** to Atlanta.

### October, 1978

- 7 - Acquired **Gord McTavish** from Montreal in exchange for **Mike Korney**.  
9 - Claimed **Larry Giroux** from Detroit in Waiver Draft.  
10 - Purchased **Rick Bowness** from Detroit.

### August, 1978

- 2 - Signed **Mike Korney** as a free agent.  
7 - Purchased **Bob Murdoch** from Minnesota.  
8 - Acquired **Harvey Bennett** from Minnesota for future considerations.  
11 - Signed **Steve Durbano** as a free agent.  
12 - Claimed **Rick Shinske** off waivers from Minnesota.

### July, 1978

- 26 - Signed **Terry Richardson** as a free agent.

### June, 1978

- 12 - Acquired **Mike Walton** from Vancouver in exchange for St. Louis' fourth choice (**Harold Luckner**) in 1978 Amateur Draft.  
15 - **Mike Crombeen** claimed in Cleveland-Minnesota Dispersal Draft.  
Acquired **Bob Stewart** from Minnesota in exchange St. Louis' second choice (**Jali Wahlisten**) in 1981 Entry Draft.

## All-Time Transactions

### January, 1978

- 14 - Acquired **Neil Komadoski** from Los Angeles in exchange for St. Louis' second choice (**Greg Terrion**) in 1980 Entry Draft.
- 27 - Sold **Eddie Johnston** to Chicago.

### December, 1977

- 12 - Acquired **Phil Myre, Curt Bennett** and **Barry Gibbs** from Atlanta in exchange for **Yves Belanger, Bob MacMillan, Dick Redmond** and St. Louis' second choice (**Mike Perovich**) in 1979 Entry Draft to Atlanta.

### November, 1977

- 1 - Acquired **Inge Hammarstrom** from Toronto in exchange for **Jerry Butler**.

### October, 1977

- 20 - Signed **Gary Holt** as a free agent.
- 24 - Minnesota claimed **Bill Fairbairn** off waivers.

### August, 1977

- 9 - Acquired **Dick Redmond** from Chicago in exchange for **Pierre Plant**.
- 17 - Acquired **Len Frig** from Cleveland in exchange for the rights to **Mike Eaves**.
- 18 - Acquired **Jim Roberts** from Montreal in exchange for St. Louis' third choice (**Guy Carbonneau**) in 1979 Amateur Draft.

### February, 1977

- 18 - Sold **Derek Sanderson** to Vancouver.

### December, 1976

- 20 - Acquired **Joe Zanussi** from Boston for **Rick Smith**.

### October, 1976

- 12 - Claimed **Gilles Marotte** from NY Rangers off waivers.
- 22 - Purchased **Charles Shaw** from Providence Reds.

### September, 1976

- 9 - Signed **Rod Seiling** as a free agent with compensation from Toronto. As compensation Toronto received cash and second choice (**Joel Quenneville**) in 1978 Amateur Draft.

### June, 1976

- 16 - Traded **Rick Wilson** to Detroit to complete March 9, 1976 acquisition of **Doug Grant**. (**Emile Francis**-1976)

### March, 1976

- 6 - Sold **Bert Wilson** and rights to **Curt Brackenbury** to Los Angeles.
- 9 - Acquired **Doug Grant** from Detroit for future considerations.  
Acquired **Dave Hrechkosy** from California in exchange for St. Louis' fifth choice (**Cal Sandbeck**) in 1976 Amateur Draft and the return of California's

previously traded third choice (**Reg Kerr**) in 1977 Amateur Draft.

### November, 1975

- 24 - Acquired **Larry Patey** and California's third choice (**Reg Kerr**) in 1977 in exchange for **Wayne Merrick**.

### October, 1975

- 22 - Purchased **Rick Smith** from California.
- 30 - Acquired **Derek Sanderson** from NY Rangers in exchange for NY Rangers' first round choice (**Lucien Deblois**) obtained in August 29, 1974 trade for **Larry Sacharak**.

### September, 1975

- 21 - Acquired **Bob MacMillan** from NY Rangers in exchange for **Larry Sacharak**.  
Signed **Bernie MacNeil** as a free agent.

### July, 1975

- 3 - Purchased **Gilles Gratton** from Buffalo. June, 1975
- 18 - Acquired **Jerry Butler, Ted Irvine** and **Bert Wilson** from NY Rangers for **John Davidson** and **Bill Collins, Denis Dupere, Craig Patrick** and cash to Kansas City for **Lynn Powis** and Kansas City's second choice (**Brian Sutter**) in 1976 Amateur Draft. (**Dennis Ball**-1975)

### May, 1975

- 27 - Acquired **Bruce Cowick** from Washington off waivers.

### March, 1975

- 10 - Acquired **Jim McCrimmon** from Los Angeles for cash.

### February, 1975

- 10 - Acquired **Denis Dupere** from Washington in exchange for **Ace Bailey** and **Stan Gilbertson**.

### January, 1975

- 9 - Acquired **Bruce Affleck** from California in exchange for **Frank Spring**.
- 20 - Acquired **Bernie Lukowich** from Pittsburgh in exchange for **Bob Stumpf**.

### December, 1974

- 5 - Purchased **Claude Larose** from Montreal.
- 30 - Acquired **Red Berenson** from Detroit for **Phil Roberto** and a third choice (**Blair Davidson**) in 1975 Amateur Draft.

### November, 1974

- 11 - Acquired **Craig Patrick** and **Stan Gilbertson** from California in exchange for **Dave Gardner** and **Butch Williams**.
- 28 - Acquired **Chuck Lefley** from Montreal in exchange for **Don Awrey**.

## All-Time Transactions

### October, 1974

- 29 - Acquired **Chris Evans** and a fourth choice (Mike Liut) in 1976 Amateur Draft. From Kansas City in exchange for Larry Giroux.

### September, 1974

- 16 - Sold **Ted Harris** to Philadelphia. Acquired second choice (**Jamie Masters**) in 1975 Draft and rights to **Randy Andreachuk** from Philadelphia in exchange for **Wayne Stephenson**.

### August, 1974

- 29 - Acquired **Larry Sacharuk** and NY Rangers' first choice in 1977 Amateur Draft in exchange for **Greg Polis** and a Draft choice returned to NY Rangers in acquisition of **Derek Sanderson** on October 30, 1975. Acquired **Yves Belanger** from Cleveland (WHA) in exchange for cash. Signed **Doug Palazzari** as a free agent.

### July, 1974

- 18 - Acquired **Ron Serafini** from California in exchange for **Glenn Patrick**.

### June, 1974

- 10 - Acquired **Brian Ogilvie** from Chicago in Intra-League Draft. Acquired **Murray Kuntz** from Rochester (AHL) for cash.  
12 - **Gord Brooks** and **Bob Collyard** to Washington in Expansion Draft. **John Wright** to Kansas City in Expansion Draft. (**Gerry Ehman**-1974)  
14 - **Glen Sather** to Montreal to complete May 27, 1974 trade in which St. Louis acquired **Rick Wilson** and Montreal's fifth choice (**Don Wheldon**) for St. Louis' fourth choice (**Barry Legge**) in 1974 Amateur Draft.

### May, 1974

- 27 - Acquired **Eddie Johnston**, **Rick Wilson** from Montreal with Montreal's fifth choice (**Don Wheldon**) in 1974 Amateur Draft for St. Louis' fourth choice (**Barry Legge**) in same draft and a player to be named later - **Glen Sather** see June 14, 1974 in exchange for Gary Sabourin.

### March, 1974

- 9 - Acquired **Dave Gardner** from Montreal in exchange for St. Louis' first choice (**Doug Risebrough**) in 1974 Amateur Draft.

### February, 1974

- 14 - Acquired **Ace Bailey**, **Ted Harris** and **Bill Collins** from Detroit in exchange for **Chris Evans**, **Bryan Watson** and **Jean Hamel**.

### January, 1974

- 17 - Acquired **Bryan Watson**, **Greg Polis** and a second choice (**Bob Hess**) in 1974 from Pittsburgh in exchange for **Ab Demarco**, **Steve Durbano** and **J. Bob Kelly**.

### December, 1973

- 10 - Acquired **John Wright** from Vancouver in exchange for **Mike Lampman**. Acquired **Frank Spring** from Philadelphia in exchange for **Ray Schultz**.

### November, 1973

- Acquired **Bob Stumpf** from Philadelphia in exchange for **George Pesut**.

### October, 1973

- 4 - Acquired **Nick Harbaruk** from Pittsburgh in exchange for **Bob Johnson**.  
5 - Acquired **Don Awrey** from Boston in exchange for **Jack Rathwell** and St. Louis' second choice (**Mark Howe**) in 1974 Amateur Draft and cash.  
27 - Sold **Brent Hughes** to Detroit.  
28 - Acquired **Glen Sather** & **Rene Villemure** from NY Rangers in exchange for **Jack Egers**.

### September, 1973

- 8 - Acquired **J. Bob Kelly** from NY Rangers in exchange for **Norm Dennis** and **Don Borgeson**. Traded **Roger Lafreniere** to San Diego (WHL) for cash.  
11 - Signed **Ken Richardson** as a free agent.

### June, 1973

- 12 - **Joe Noris** to Buffalo in Intra-League Draft. (**Charles Catto**-1973)  
14 - Acquired **Jack Rathwell** from Buffalo in exchange for **Paul Curtis**.  
15 - Buffalo claimed **Jacques Caron** in Reverse Draft.

### March, 1973

- 2 - Acquired **Ab Demarco** from NY Rangers in exchange for **Mike Murphy**.

### January, 1973

- 8 - Acquired **Joe Noris** from Pittsburgh in exchange for **Jim Shires**.  
22 - Acquired **Paul Curtis** from Los Angeles in exchange for **Frank St. Marseille**.  
31 - Purchased **Connie Madigan** from Portland.

### December, 1972

- 14 - Acquired **Brent Hughes** and **Pierre Plante** from Philadelphia in exchange for **Andre Dupont** and St. Louis' third choice (**Bob Stumpf**) in 1973 Amateur Draft.

### November, 1972

- 25 - Atlanta claimed **Noel Picard** off waivers.

## All-Time Transactions

### October, 1972

- 12 - Signed **Jack Borotsik** as a free agent.

### September, 1972

- 1 - Sold **Brian Lavender** to the NY Islanders.
- 15 - Purchased **Chris Bordeleau** from Chicago.

### August, 1972

Acquired **Connie Fory** from NY Islanders in exchange for cash.  
Signed **Warren (Butch) Williams** as a free agent. (Sid Abel-1972)

### June, 1972

- 6 - **Terry Crisp** and **Larry Hornung** to NY Islanders in Expansion Draft.  
**Billy Plager** to Atlanta in Expansion Draft.
- 7 - **Curt Bennett** and **Peter McDuffe** to NY Rangers to complete May 24, 1972 acquisition of **Steve Durbano**.

### May, 1972

- 24 - Acquired **Steve Durbano** from NY Rangers for future considerations.

### March, 1972

- 3 - Buffalo claimed **Kevin O'Shea** off waivers.
- 5 - Acquired **Chris Evans** from Buffalo in exchange for **George Morrison** and St. Louis' second choice (**Larry Carriere**) in 1972 Amateur Draft.

### February, 1972

- 8 - Acquired **Danny O'Shea** from Chicago in exchange for **Chris Bordeleau**.

### January, 1972

- 3 - Signed **Wayne Stephenson** as a free agent.

### December, 1971

- 8 - Philadelphia claimed **Michel Parizeau** off waivers.
- 13 - Acquired **Phil Roberto** from Montreal in exchange for **Jim Roberts**.

### November, 1971

- 9 - Sold **Bill Sutherland** to Detroit.
- 11 - Purchased **Bernard Blanchette** from Montreal.
- 15 - Acquired **Jack Egers**, **Andre Dupont** and **Mike Murphy** from NY Rangers in exchange for **Gene Carr**, **Jim Lorentz** and **Wayne Connelly**.
- 28 - Purchased **Gerry Odrowski** from Phoenix.

### October, 1971

- 1 - Minnesota claimed **Craig Cameron** off waivers. Acquired **Bob Johnson** from Detroit in exchange for cash.

### September, 1971

Acquired **Chuck Hamilton** from Hershey (AHL) in exchange for cash. (**Lynn Patrick**-1971)

### June, 1971

- 7 - Acquired **Jim McLeod** from Portland Hockey Club in Inter-League Draft.
- 8 - Acquired **Michel Parizeau** from NY Rangers in Intra-League Draft. Minnesota claimed **Brian Lavender** in reverse draft.
- 14 - Purchased **Glen Patrick** from NY Rangers.

### May, 1971

- 12 - **Mike Lowe**, **Ab McDonald** and **Bob Wall** to Detroit to complete February 18, 1971 acquisition of **Carl Brewer**.  
**Jim Shires** from Detroit for **Richard Sentes**.
- 25 - Acquired **Peter McDuffe** from NY Rangers in exchange for St. Louis' first round choice (**Steve Vickers**) in 1971 Amateur Draft.

### February, 1971

- 6 - Acquired **Garry Unger** and **Wayne Connelly** from Detroit in exchange for **Red Berenson** and **Tim Ecclestone**.
- 18 - Acquired **Carl Brewer** from Detroit in exchange for future considerations.

### January, 1971

- 28 - Acquired **Fran Huck** from Montreal in exchange for St. Louis' second choice (**Michel Deguise**) in 1971 Amateur Draft.

### December, 1970

- 3 - Purchased **John Arbour** from Vancouver.
- 11 - Purchased **Michel Plasse** from Montreal.

### November, 1970

- 3 - Buffalo claimed **Steve Atkinson** off waivers.
- 4 - Acquired **Bob Baun** from Buffalo in exchange for **Larry Keenan** & **Jean-Guy Talbot**.
- 13 - Acquired **Brit Selby** from Toronto in exchange for **Bob Baun**.

### October, 1970

- 1 - Signed **Floyd Thomson** as a free agent.
- 2 - Acquired **Craig Cameron** from Buffalo in exchange for **Ron Anderson**.
- 19 - Purchased **Bill Sutherland** from Philadelphia.

### September, 1970

- 9 - Purchased **Gerald Lemire** from NY Rangers.

### August, 1970

Acquired **Bob McCord** from Minnesota in exchange for cash.

### June, 1970

- 9 - Acquired **Chris Evans** from Phoenix in Intra-League Draft.  
Acquired **Steve Atkinson** from Hershey in Intra-League Draft.  
Sent **Gerald Lemire** to NY Rangers in Intra-League Draft.

## All-Time Transactions

- 10 - Sold **Andre Boudrias** to Vancouver.  
Purchased **Murray Flegel** and **Lyle Carter** from Montreal. **Gary Edwards**, **Chris Evans** and **Phil Goyette** to Buffalo in Expansion Draft.  
**Wayne Maki** to Vancouver in Expansion Draft.

### May, 1970

- 11 - Acquired **Bob Wall** from Los Angeles in exchange for **Ray Fortin**.  
18 - Sold **Jacques Plante** to Toronto.  
22 - Purchased **Chris Bordeleau** from Montreal.  
26 - Acquired **Jim Lorentz** from Boston in exchange for St. Louis' first choice (**Ron Plumb**) in 1970 Amateur Draft.

### November, 1969

- 29 - Signed **Dickie Moore** as a free agent.

### October, 1969

- 29 - Purchased **Norm Dennis** from Montreal.

### June, 1969

- 13 - Acquired **Camille Henry**, **Bill Plager** and **Robbie Irons**.  
Baltimore drafted **Bill Hay** from St. Louis in Reverse Draft  
Buffalo drafted **Seth Martin** from St. Louis in Reverse Draft from NY Rangers in exchange for **Don Caley** and **Wayne Rivers**.  
27 - Acquired **Seth Martin** from Buffalo (AHL) in exchange for cash.

### June, 1968

- 11 - Acquired **Lou Angotti** and **Ian Campbell** from Philadelphia in exchange for **Darryl Edestrand** and **Gerry Melnyk**.  
Acquired **Ab McDonald** from Pittsburgh in exchange for **Lou Angotti**.  
Hershey claimed **Myron Stankiewicz** from Inter-League Draft.  
Acquired **Terry Gray** from Los Angeles in exchange for **Myron Stankiewicz**.  
Purchased **Ted Ouimet**, **Gerald Lemire** and **Kenneth Faranski** from Montreal. (**Scotty Bowman**-1968)  
12 - Acquired **Jacques Plante** from NY Rangers in Intra-League Draft.  
**Myron Stankiewicz** from Los Angeles in Intra-League Draft.  
13 - Buffalo claimed **Seth Martin** by (AHL) in reserve/draft.

### April, 1968

- 20 - Signed **Doug Harvey** as free agent.

### March, 1968

- 25 - Sold **Pat Quinn** to Toronto.

### January, 1968

- 13 - Claimed **Jean-Guy Talbot** off waivers from Detroit.

### November, 1967

- 23 - Signed **Frank St. Marseille** as a free agent.  
29 - Acquired **Red Berenson** and **Barclay Plager** from New York in exchange for **Ron Attwell** and **Ron Stewart**.

### October, 1967

- 9 - Acquired **Craig Cameron**, **Larry Hornung** and **Don Giesebrecht** from Detroit in exchange for **John Brenneman**.

### June, 1967

- 6 - Signed **Seth Martin** and **Roger Picard** as free agents.  
Acquired **Tim Ecclestone**, **Gary Sabourin**, **Bob Plager** and **Gord Kannegiesser** from NY Rangers in exchange for **Rod Seiling**.

(All players chosen in Expansion Draft.)

- Glenn Hall**, **Bill Hay** and **Gerry Melnyk** from Chicago  
**Don Caley**, **Don McKenney** and **Norm Beaudin** from Detroit  
**Jim Roberts** and **Noel Picard** from Montreal  
**Al Arbour**, **Darryl Edestrand**, **Larry Kennan**, **Fred Hucul**, **John Brenneman** and **Gary Veneruzzo** from Toronto  
**Rod Seiling** and **Max Mestinek** from NY Rangers  
**Terry Crisp**, **Wayne Rivers**, **Ron Schock** and **Ron Stewart** from Boston.  
(**Lynn Patrick**-1967)  
13 - Claimed **Don Caley**, **Norm Beaudin**, and **Don McKenney** from Pittsburgh Hornets.  
14 - Purchased **Ron Attwell** with **Pat Quinn** from Montreal.  
Acquired **Bill McCreary** from Montreal in exchange for **Claude Cardin** (amateur) and **Phil Obendorf**.  
21 - Purchased **Claude Cardin** from Montreal.  
30 - Signed **Ray Fortin** as a free agent.

## The First Time in Blues History

- FIRST HOME GAME:** October 11, 1967, Minnesota 2 at St. Louis 2
- FIRST ROAD GAME:** October 14, 1967, St. Louis 4 at Pittsburgh 2
- FIRST GOAL:** October 11, 1967 - Larry Keenan at 3:22 of the first period
- FIRST ASSISTS:** October 11, 1967 vs. Minnesota - Bob Plager and Fred Hucul at 3:22 of the first period
- FIRST TWO-GOAL GAME:** November 1, 1967 vs. Boston - Ron Stewart
- FIRST THREE-GOAL GAME:** November 3, 1968 at Detroit - Camille Henry
- FIRST FOUR-GOAL GAME:** February 5, 1981 vs. Toronto - Perry Turnbull
- FIRST SIX-GOAL GAME:** November 7, 1968 at Philadelphia - Red Berenson
- FIRST TWO-ASSIST GAME:** October 21, 1967 vs. Los Angeles - Gerry Melnyk
- FIRST THREE-ASSIST GAME:** January 31, 1968 vs. Pittsburgh - Jim Roberts
- FIRST FOUR-ASSIST GAME:** March 11, 1970 at Minnesota - Frank St. Marseille
- FIRST FIVE-ASSIST GAME:** November 22, 1983 vs. Toronto - Brian Sutter
- FIRST SHUTOUT, FOR:** December 9, 1967 at Oakland - Glenn Hall
- FIRST SHUTOUT, AGAINST:** October 22, 1967 at Detroit - Roger Crozier
- FIRST PENALTY:** October 11, 1967 - Bob Plager at 1:04 of the first period
- FIRST MAJOR PENALTY:** October 11, 1967 - Roger Picard at 15:37 of the third period
- FIRST MISCONDUCT:** October 18, 1967 - Noel Picard at 19:54 of the third period
- FIRST GAME MISCONDUCT:** February 7, 1968 - Bob Plager at 14:46 of the first period
- FIRST DOUBLE MAJOR:** October 13, 1967 - Bob Plager at 10:49 of the first period
- FIRST BLUES PENALTY SHOT:** April 27, 1968 vs Minnesota - Jim Roberts unsuccessful against Cesare Maniago
- FIRST PENALTY SHOT AGAINST:** January 31, 1968 vs. Pittsburgh - George Konik scored against Glenn Hall
- FIRST OVERTIME GAME, PLAYOFF:** April 10, 1968 - Larry Keenan at 4:10 OT, St. Louis 3 at Philadelphia 2
- FIRST OVERTIME GAME, REGULAR SEASON:** November 8, 1984, St. Louis 5 at Los Angeles 5
- FIRST SHOOTOUT GAME:** October 20, 2005, St. Louis 2 at Nashville 3
- FIRST SELLOUT (ST. LOUIS ARENA):** March 2, 1968, Chicago 3 at St. Louis 3, 15,351 (14,500 capacity)
- FIRST SELLOUT (SCOTTRADE CENTER):** January 26, 1995, Los Angeles 1 at St. Louis 3, 20,282 (19,260 capacity)

## The Last Time in Blues History

### **BLUES SHUTOUT THEIR OPPONENT:**

April 12, 2009 - St. Louis 1 at Colorado 0  
(Chris Mason)

### **OPPONENT SHUTOUT BLUES:**

March 19, 2009 - St. Louis 0 at Vancouver 3  
(Roberto Luongo)

### **SCORELESS GAME AT HOME:**

November 4, 2000 - St. Louis (Turek) vs. Toronto  
(Joseph)

### **SCORELESS GAME ON THE ROAD:**

December 14, 1998 - St. Louis 0 (Fuhr) at  
Colorado 0 (Roy)

### **BLUES PLAYER RECORDED A HAT TRICK:**

April 2, 2009 at Detroit, 5-4 W – David Backes

### **BLUES PLAYER RECORDED FOUR GOALS IN ONE GAME:**

April 2, 2009 at Detroit, 5-4 W – David Backes

### **PLAYER SCORED ALL BLUES GOALS IN ONE GAME (THREE OR MORE):**

March 22, 1998 at Calgary - Geoff Courtnall

### **OPPONENTS RECORDED A HAT TRICK**

March 7, 2009 at Florida, 3-5 L – David Booth

### **BLUES SCORED AN EMPTY NET GOAL:**

March 15, 2009 vs. Minnesota – Brad Boyes

### **OPPONENTS SCORED AN EMPTY NET GOAL:**

March 14, 2009 at Detroit – Henrik Zetterberg

### **BLUES GOALTENDER ASSISTED ON A GOAL:**

January 31, 2009 vs. Philadelphia – Chris Mason

### **BLUES SCORED SIX GOALS IN ONE PERIOD:**

February 23, 1991 vs. Boston, third period

### **BLUES HAD A PENALTY SHOT:**

December 9, 2007 at Colorado – Jay McClement  
successful against Jose Theodore

### **OPPONENTS HAD A PENALTY SHOT:**

March 14, 2008 at San Jose - Patrick Marleau  
successful against Hannu Toivonen

### **BLUES SCORED A GOAL IN THE LAST SECOND OF A PERIOD:**

January 19, 2009 – David Backes scored at 19:59 of  
the third period St. Louis 5 at Boston 4 SOW

### **OPPONENTS SCORED A GOAL IN THE LAST SECOND OF A PERIOD:**

October 20, 2006 – Sami Salo at 4:59 of  
overtime period, St. Louis 2 vs. Vancouver 3

### **BLUES CAME BACK FROM A FIVE GOAL DEFICIT TO WIN OR TIE:**

November 29, 2000 - Trailing 5-0 in the third period,  
St. Louis 6 @ Toronto 5 OT

### **NO PENALTIES AGAINST BLUES:**

April 1, 2004 – Detroit 3 vs. St. Louis 2

### **NO PENALTIES AGAINST OPPONENTS:**

February 24, 2009 – St. Louis 2 at Phoenix 1

### **NO PENALTIES AGAINST EITHER TEAM:**

February 11, 1978 - St. Louis 3 at Montreal 7

### **BLUES HELD SHOTLESS IN A PERIOD:**

February 16, 2008 - third period, St. Louis 1 at  
Nashville 2 OT

### **BLUES HELD OPPONENTS SHOTLESS IN PERIOD:**

February 26, 1998 - third period St. Louis 1  
at San Jose 3

### **BLUES SWEEP A SEASON SERIES (two games or more):**

2008-09 – Phoenix (4-0-0)

### **OPPONENTS SWEEP A SEASON SERIES**

(two games or more):

2008-09 – Edmonton (0-2-2) and Carolina (0-2-0)

# Blues History

## Team Name and Emblem



In 1967 the city of St. Louis was awarded an NHL franchise. The selection of the team's name was an easy one for owner Sid Salomon Jr. "The name of the team has to be the Blues" exclaimed Salomon, after being awarded the new franchise. "It's part of the city where W.C. Handy composed his famed song while thinking of his girl one morning."

The River City of St. Louis has a tradition for blues singers, and the team name represents its rich history. Salomon said, "No matter where you go in town there's singing, that's the spirit of St. Louis."

The emblem the team proudly displays on their sweater is the Blue Note. The BlueNote was taken from the music scale and represents the team's name. Although the Blue Note has been enhanced and modernized, it remains a St. Louis tradition.

The 1997-98 season saw the Blues introduce an "alternative sweater" that January that celebrates a traditional look with a nod to the future. A streamlined Blue Note reminiscent of Blue Notes worn on earlier jerseys is the foundation of the new look. A new "word mark" which introduced navy blue to the team's name and logo was phased in during the season along with the new, restored Blue Note.

The 1998-99 season saw the team unveil a new road uniform with the same clean, colorful design as the Blues' home sweater. This road uniform completed the transition to a totally new look on the road and at home.

The National Hockey League and Reebok have teamed to create the Rbk EDGE Uniform System™ to meet the performance demands of today's NHL player. The result of more than two years of research and testing, the system features technologically advanced materials and fabrics that are more breathable, more water-resistant, more comfortable and more compatible with equipment.

The Rbk EDGE Uniform System is currently worn by all 30 NHL teams in their respective colors and designs. The uniforms were introduced in the 2007-08 season which marked the first time in the history of North American professional sports that a uniform innovation has been implemented League-wide.

The Blues' third jersey was worn for the first time on Nov. 21, 2008 vs. the Anaheim Ducks.

In contrast to previous Blues uniforms which were (and are) primarily accented in royal blue and gold, the third jersey and matching socks lean toward navy blue and white. Features of the third jersey include a base color of navy blue trimmed in white and gold, a new logo on the crest of the jersey featuring the time-honored Blue Note against the Gateway Arch captured within a gold circle highlighted by the words St. Louis Blues, the Blue Note, in navy, trimmed in gold and white on each of the shoulders, uniform numbers on the back and sleeves in white - a first for the Blues - trimmed in gold and navy, a classic, old-school draw string - another first for the team - at the base of the white-trimmed collar and navy socks trimmed in white and gold complement the on-ice look, resulting in a navy blue combination from head to toe - helmets, jersey, gloves, pants and socks.



## Scottrade Center

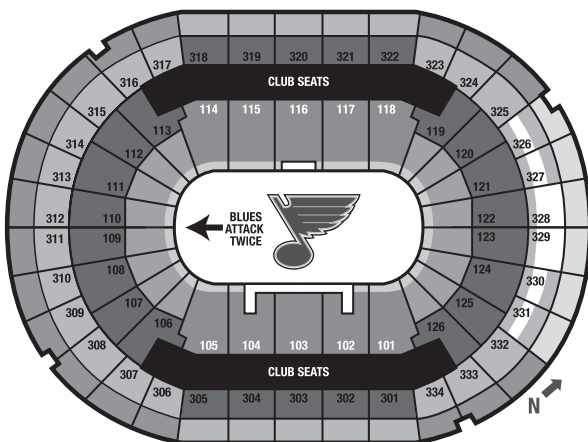


Scottrade Center opened in 1994 and rests on the former site of Kiel Auditorium, located at the intersection of 14th Street and Clark Avenue in the heart of downtown St. Louis. Scottrade Center is a contemporary glass and concrete structure with four seating levels, two restaurants (Bud Light Zone and Blue Note Lounge), 91 private suites, seven party rooms, dozens of concession stands and food courts and three retail shops. The 665,000-square-foot arena seats approximately 20,000 for St. Louis Blues games, while basketball games and floor seating events accommodate nearly 22,000.

Scottrade Center serves as the home to the St. Louis Blues Hockey Club, while also featuring a full range of arena programming including concerts, ice shows, family shows and other sporting events. The 28<sup>th</sup> annual Busch Braggin' Rights Illinois vs. Missouri Basketball Game was once again the hottest ticket in town over the holiday season, with 19,586 fans witnessing the two rival schools battle it out for the bragging rights title. Scottrade Center proudly hosted two major sporting events last season, the 2009 NCAA Division I Men's Wrestling Championships in March and the 2009 NCAA Women's Final Four Basketball Championships in April. Scottrade Center will also be the home for college hockey's Ice Breaker Tournament in 2010 and 2011.

Highlights of the past 14 years include the 2007 NCAA Division I Men's Ice Hockey Frozen Four National Championship, the 2006 U.S. Figure Skating Championships, the 2000, 2004, 2005 and 2008 NCAA Division I Men's Wrestling Championships, 1999 Papal Visit Youth Rally, the 1998 NCAA Midwest Regional Men's Basketball Championship, the 2000 John Hancock U.S. National Gymnastics Championships, the 2001 NCAA Women's Final Four Basketball Championships and the WBC/WBA/IBF Welterweight Championship between Zab Judah and Cory Spinks in 2005; superstar concerts including Paul McCartney, U2, Billy Joel, Frank Sinatra, Garth Brooks, the Police, Pavarotti, Neil Diamond, Fleetwood Mac, Eric Clapton, Kiss, Tina Turner, Cher, the Rolling Stones, Bruce Springsteen, Elton John, the Eagles, AC/DC, Tim McGraw and Faith Hill; sold out World Wrestling Entertainment live television events; and record setting grosses for Harlem Globetrotters, Sesame Street Live, Ringling Bros. and Barnum & Bailey Circus and Disney on Ice.

Scottrade Center is privately operated by SCP Worldwide, owner of the St. Louis Blues, under the leadership of its chairman, Dave Checketts. Naming rights for the arena were sold in September 2006 to Scottrade, Inc., a St. Louis-based leading branch-supported online brokerage.





# PLAYOFF HISTORY





# VANCOUVER CANUCKS VS. ST. LOUIS BLUES 2008-2009 PLAYOFFS

## at ST LOUIS BLUES

| Date         | Score         | W Goal        |
|--------------|---------------|---------------|
| 21 Apr '09 * | VAN 3 @ STL 2 | Alex Burrows  |
| 19 Apr '09   | VAN 3 @ STL 2 | Steve Bernier |

## at VANCOUVER CANUCKS

| Date       | Score         | W Goal      |
|------------|---------------|-------------|
| 17 Apr '09 | STL 0 @ VAN 3 | Mats Sundin |
| 15 Apr '09 | STL 1 @ VAN 2 | Sami Salo   |

### Individual Scoring

| Player           | BLUES |   |   |   |     |     |    |    |  |  |
|------------------|-------|---|---|---|-----|-----|----|----|--|--|
|                  | GP    | G | A | P | +/- | PIM | PP | SH |  |  |
| Andy McDonald    | 4     | 1 | 3 | 4 | 1   | 0   | 0  | 0  |  |  |
| Brad Boyes       | 4     | 2 | 1 | 3 | -1  | 0   | 1  | 0  |  |  |
| David Backes     | 4     | 1 | 2 | 3 | 1   | 10  | 0  | 0  |  |  |
| David Perron     | 4     | 1 | 1 | 2 | 3   | 4   | 0  | 0  |  |  |
| Barret Jackman   | 4     | 0 | 1 | 1 | -2  | 5   | 0  | 0  |  |  |
| Alexander Steen  | 4     | 0 | 1 | 1 | -3  | 0   | 0  | 0  |  |  |
| Patrik Berglund  | 4     | 0 | 0 | 0 | 2   | 0   | 0  | 0  |  |  |
| Carlo Colaiacovo | 4     | 0 | 0 | 0 | 0   | 2   | 0  | 0  |  |  |
| Brandon Crombeen | 4     | 0 | 0 | 0 | -2  | 12  | 0  | 0  |  |  |
| Jay McClement    | 4     | 0 | 0 | 0 | -4  | 4   | 0  | 0  |  |  |
| Jay McKee        | 4     | 0 | 0 | 0 | 0   | 4   | 0  | 0  |  |  |
| T.J. Oshie       | 4     | 0 | 0 | 0 | 0   | 2   | 0  | 0  |  |  |
| Roman Polak      | 4     | 0 | 0 | 0 | -3  | 0   | 0  | 0  |  |  |
| Keith Tkachuk    | 4     | 0 | 0 | 0 | -1  | 2   | 0  | 0  |  |  |
| Mike Weaver      | 4     | 0 | 0 | 0 | 1   | 0   | 0  | 0  |  |  |
| Brad Winchester  | 4     | 0 | 0 | 0 | -4  | 10  | 0  | 0  |  |  |
| Jeff Woywitka    | 4     | 0 | 0 | 0 | -1  | 0   | 0  | 0  |  |  |
| Dan Hinote       | 3     | 0 | 0 | 0 | -1  | 4   | 0  | 0  |  |  |
| Cam Janssen      | 1     | 0 | 0 | 0 | 0   | 0   | 0  | 0  |  |  |

Power Play: 1-24 4.2% / Penalty Killing: 14-18 77.8%

| Player          | CANUCKS |   |   |   |     |     |    |    |  |  |
|-----------------|---------|---|---|---|-----|-----|----|----|--|--|
|                 | GP      | G | A | P | +/- | PIM | PP | SH |  |  |
| Daniel Sedin    | 4       | 2 | 3 | 5 | 4   | 4   | 1  | 0  |  |  |
| Henrik Sedin    | 4       | 1 | 3 | 4 | 4   | 2   | 0  | 0  |  |  |
| Sami Salo       | 3       | 1 | 3 | 4 | 0   | 2   | 1  | 0  |  |  |
| Alex Burrows    | 4       | 3 | 0 | 3 | 3   | 6   | 0  | 0  |  |  |
| Kyle Wellwood   | 4       | 1 | 1 | 2 | 0   | 0   | 0  | 0  |  |  |
| Pavol Demitra   | 4       | 0 | 2 | 2 | 1   | 0   | 0  | 0  |  |  |
| Alexander Edler | 4       | 0 | 2 | 2 | -1  | 2   | 0  | 0  |  |  |
| Willie Mitchell | 4       | 0 | 2 | 2 | 1   | 12  | 0  | 0  |  |  |
| Steve Bernier   | 4       | 1 | 0 | 1 | 1   | 7   | 1  | 0  |  |  |
| Mattias Ohlund  | 4       | 1 | 0 | 1 | 2   | 6   | 1  | 0  |  |  |
| Mats Sundin     | 2       | 1 | 0 | 1 | 1   | 0   | 0  | 0  |  |  |
| Kevin Bieksa    | 4       | 0 | 1 | 1 | 2   | 4   | 0  | 0  |  |  |
| Ryan Kesler     | 4       | 0 | 1 | 1 | 0   | 6   | 0  | 0  |  |  |
| Shane O'Brien   | 4       | 0 | 1 | 1 | 1   | 6   | 0  | 0  |  |  |
| Darcy Hordichuk | 4       | 0 | 0 | 0 | 0   | 10  | 0  | 0  |  |  |
| Ryan Johnson    | 4       | 0 | 0 | 0 | -1  | 2   | 0  | 0  |  |  |
| Mason Raymond   | 4       | 0 | 0 | 0 | -1  | 0   | 0  | 0  |  |  |
| Rick Rypien     | 4       | 0 | 0 | 0 | -2  | 12  | 0  | 0  |  |  |
| Jannik Hansen   | 2       | 0 | 0 | 0 | 0   | 0   | 0  | 0  |  |  |
| Ossi Vaananen   | 1       | 0 | 0 | 0 | 1   | 0   | 0  | 0  |  |  |

Power Play: 4-18 22.2% / Penalty Killing: 23-24 95.8%

### Goaltending

| Goalie      | BLUES |     |       |    |     |     |           |
|-------------|-------|-----|-------|----|-----|-----|-----------|
|             | GP    | Min | WLOT  | GA | SA  | SV  | GAA SV%   |
| Chris Mason | 4     | 256 | 0-4-0 | 10 | 119 | 109 | 2.34 .916 |

| Goalie         | CANUCKS |     |       |    |     |     |           |
|----------------|---------|-----|-------|----|-----|-----|-----------|
|                | GP      | Min | WLOT  | GA | SA  | SV  | GAA SV%   |
| Roberto Luongo | 4       | 260 | 4-0-0 | 5  | 131 | 126 | 1.16 .962 |

### Goals by Period

|       | BLUES |     |     |    |       |
|-------|-------|-----|-----|----|-------|
|       | 1st   | 2nd | 3rd | OT | Total |
| Goals | 1     | 4   | 0   | 0  | 5     |

|       | CANUCKS |     |     |    |       |
|-------|---------|-----|-----|----|-------|
|       | 1st     | 2nd | 3rd | OT | Total |
| Goals | 2       | 5   | 3   | 1  | 11    |

### Shots by Period

|       | BLUES |     |     |    |       |
|-------|-------|-----|-----|----|-------|
|       | 1st   | 2nd | 3rd | OT | Total |
| Shots | 37    | 39  | 37  | 18 | 131   |

|       | CANUCKS |     |     |    |       |
|-------|---------|-----|-----|----|-------|
|       | 1st     | 2nd | 3rd | OT | Total |
| Shots | 26      | 42  | 43  | 9  | 120   |

\* - Overtime \*\* - Shootout

# Playoff History

## VANCOUVER CANUCKS VS. ST. LOUIS BLUES 2008-2009 PLAYOFFS

| 2008-2009 Playoffs |             |                  |     |      |   |   |     |     |     |    |      |    |      |     |
|--------------------|-------------|------------------|-----|------|---|---|-----|-----|-----|----|------|----|------|-----|
| #                  | Pos         | Player           | GP  | G    | A | P | +/- | PIM | PP  | SH | GW   | S  | S%   |     |
| 10                 | C           | Andy McDonald    | 4   | 1    | 3 | 4 | 1   | 0   | 0   | 0  | 0    | 19 | 5.3  |     |
| 42                 | R           | David Backes     | 4   | 1    | 2 | 3 | 1   | 10  | 0   | 0  | 0    | 11 | 9.1  |     |
| 22                 | C           | Brad Boyes       | 4   | 2    | 1 | 3 | -1  | 0   | 1   | 0  | 0    | 13 | 15.4 |     |
| 57                 | L           | David Perron     | 4   | 1    | 1 | 2 | 3   | 4   | 0   | 0  | 0    | 12 | 8.3  |     |
| 5                  | D           | Barret Jackman   | 4   | 0    | 1 | 1 | -2  | 5   | 0   | 0  | 0    | 4  | 0.0  |     |
| 20                 | C           | Alexander Steen  | 4   | 0    | 1 | 1 | -3  | 0   | 0   | 0  | 0    | 19 | 0.0  |     |
| 21                 | C           | Patrik Berglund  | 4   | 0    | 0 | 0 | 0   | 2   | 0   | 0  | 0    | 3  | 0.0  |     |
| 28                 | D           | Carlo Colaiacovo | 4   | 0    | 0 | 0 | 0   | 2   | 0   | 0  | 0    | 11 | 0.0  |     |
| 26                 | R           | B.J. Crombeen    | 4   | 0    | 0 | 0 | -2  | 12  | 0   | 0  | 0    | 3  | 0.0  |     |
| 13                 | R           | Dan Hinote       | 3   | 0    | 0 | 0 | -1  | 4   | 0   | 0  | 0    | 1  | 0.0  |     |
| 55                 | R           | Cam Janssen      | 1   | 0    | 0 | 0 | 0   | 0   | 0   | 0  | 0    | 0  | 0.0  |     |
| 18                 | C           | Jay McClement    | 4   | 0    | 0 | 0 | -4  | 4   | 0   | 0  | 0    | 8  | 0.0  |     |
| 77                 | D           | Jay McKee        | 4   | 0    | 0 | 0 | 0   | 4   | 0   | 0  | 0    | 1  | 0.0  |     |
| 74                 | C           | T.J. Oshie       | 4   | 0    | 0 | 0 | 0   | 2   | 0   | 0  | 0    | 6  | 0.0  |     |
| 46                 | D           | Roman Polak      | 4   | 0    | 0 | 0 | -3  | 0   | 0   | 0  | 0    | 4  | 0.0  |     |
| 7                  | L           | Keith Tkachuk    | 4   | 0    | 0 | 0 | -1  | 2   | 0   | 0  | 0    | 7  | 0.0  |     |
| 43                 | D           | Mike Weaver      | 4   | 0    | 0 | 0 | 1   | 0   | 0   | 0  | 0    | 2  | 0.0  |     |
| 15                 | L           | Brad Winchester  | 4   | 0    | 0 | 0 | -4  | 10  | 0   | 0  | 0    | 4  | 0.0  |     |
| 29                 | D           | Jeff Woywitka    | 4   | 0    | 0 | 0 | -1  | 0   | 0   | 0  | 0    | 3  | 0.0  |     |
| #                  | Goaltender  | GPI              | Min | GAA  | W | L | OT  | SO  | SA  | GA | Sv%  | G  | A    | PIM |
| 50                 | Chris Mason | 4                | 256 | 2.34 | 0 | 4 | 0   | 0   | 119 | 10 | .916 | 0  | 0    | 0   |

## 2009 PLAYOFF GAME-BY-GAME RESULTS

### CONFERENCE QUARTERFINAL vs. Vancouver

| #             | DATE | TEAM  | SCORE       | REC        | PP          | PK           | SCORERS | SF-SA          | GOALTENDER | ATT.     |
|---------------|------|-------|-------------|------------|-------------|--------------|---------|----------------|------------|----------|
| 1             | 4/15 | @ VAN | 1-2 L       | 0-1        | 1-7         | 5-6          | 22pp    | 26-31          | Mason      | 18,630   |
| 2             | 4/17 | @ VAN | 0-3 L       | 0-2        | 0-4         | 4-4          |         | 30-27          | Mason      | 18,630   |
| 3             | 4/19 | VAN   | 2-3 L       | 0-3        | 0-6         | 2-5          | 42, 10  | 26-26          | Mason      | 19,500** |
| 4             | 4/21 | VAN   | 2-3 OTL     | 0-4        | 0-7         | 3-3          | 22, 57  | 49-36          | Mason      | 19,250*  |
| <b>TOTALS</b> |      |       | <b>5-11</b> | <b>0-4</b> | <b>1-24</b> | <b>14-18</b> |         | <b>131-120</b> |            |          |

2009 Total Home Playoff Attendance: 38,750 (2 Games)

2009 Average Home Playoff Attendance: 19,375

2009 Home Playoff Sellouts (19,150 capacity): 2

\* Denotes home sellout.

\*\* Denotes sellout and largest home crowd of the playoffs



## All-Time Playoff Series Results

| TEAM          | YEAR                | SERIES              | WINNER    | W          | L          | GF            | GA                  | TEAM                 | YEAR                | SERIES              | WINNER     | W          | L          | GF        | GA |
|---------------|---------------------|---------------------|-----------|------------|------------|---------------|---------------------|----------------------|---------------------|---------------------|------------|------------|------------|-----------|----|
| Boston        | 1970                | Finals              | Boston    | 0          | 4          | 7             | 20                  | Detroit              | 1984                | Division Semifinals | St. Louis  | 3          | 1          | 13        | 12 |
|               | 1972                | Semifinals          | Boston    | 0          | 4          | 8             | 28                  |                      | 1988                | Division Finals     | Detroit    | 1          | 4          | 14        | 21 |
|               | <b>Totals</b>       |                     | <b>0</b>  | <b>8</b>   | <b>15</b>  | <b>48</b>     | 1991                |                      | Division Semifinals | St. Louis           | 4          | 3          | 24         | 20        |    |
| Buffalo       | 1976                | Preliminary         | Buffalo   | 1          | 2          | 8             | 7                   | 1996                 | Conf. Semifinals    | Detroit             | 3          | 4          | 16         | 22        |    |
|               | <b>Totals</b>       |                     | <b>1</b>  | <b>2</b>   | <b>8</b>   | <b>7</b>      | 1997                | Conf. Quarterfinals  | Detroit             | 2                   | 4          | 12         | 13         |           |    |
|               |                     |                     |           |            |            |               | 1998                | Conf. Semifinals     | Detroit             | 2                   | 4          | 13         | 23         |           |    |
| Calgary       | 1986                | Semifinals          | Calgary   | 3          | 4          | 22            | 28                  | 2002                 | Conf. Semifinals    | Detroit             | 1          | 4          | 11         | 14        |    |
|               | <b>Totals</b>       |                     | <b>3</b>  | <b>4</b>   | <b>22</b>  | <b>28</b>     | <b>Totals</b>       |                      | <b>16</b>           | <b>24</b>           | <b>103</b> | <b>125</b> |            |           |    |
|               |                     |                     |           |            |            |               |                     |                      |                     |                     |            |            |            |           |    |
| Chicago       | 1973                | Quarters            | Chicago   | 1          | 4          | 9             | 22                  | Los Angeles          | 1969                | Semifinals          | St. Louis  | 4          | 0          | 16        | 5  |
|               | 1980                | Preliminary         | Chicago   | 0          | 3          | 4             | 12                  |                      | 1998                | Conf. Quarterfinals | St. Louis  | 4          | 0          | 16        | 8  |
|               | 1982                | Division Finals     | Chicago   | 2          | 4          | 19            | 23                  | <b>Totals</b>        |                     | <b>8</b>            | <b>0</b>   | <b>32</b>  | <b>13</b>  |           |    |
|               | 1983                | Division Semifinals | Chicago   | 1          | 3          | 10            | 16                  | Montreal             | 1968                | Finals              | Montreal   | 0          | 4          | 7         | 11 |
|               | 1988                | Division Semifinals | St. Louis | 4          | 1          | 22            | 17                  |                      | 1969                | Finals              | Montreal   | 0          | 4          | 3         | 12 |
|               | 1989                | Division Finals     | Chicago   | 1          | 4          | 12            | 19                  |                      | 1977                | Quarterfinals       | Montreal   | 0          | 4          | 4         | 19 |
|               | 1990                | Division Finals     | Chicago   | 3          | 4          | 22            | 28                  | <b>Totals</b>        |                     | <b>0</b>            | <b>12</b>  | <b>14</b>  | <b>42</b>  |           |    |
|               | 1992                | Division Semifinals | Chicago   | 2          | 4          | 19            | 23                  | NY Rangers           | 1981                | Quarterfinals       | New York   | 4          | 2          | 22        | 29 |
|               | 1993                | Division Semifinals | St. Louis | 4          | 0          | 13            | 6                   |                      | <b>Totals</b>       |                     | <b>4</b>   | <b>2</b>   | <b>22</b>  | <b>29</b> |    |
|               | 2002                | Quarterfinals       | St. Louis | 4          | 1          | 13            | 5                   | <b>Totals</b>        |                     | <b>22</b>           | <b>28</b>  | <b>143</b> | <b>171</b> |           |    |
|               |                     |                     |           |            |            |               | Philadelphia        | 1968                 | Quarterfinals       | St. Louis           | 4          | 3          | 17         | 17        |    |
|               |                     |                     |           |            |            |               |                     | 1969                 | Quarterfinals       | St. Louis           | 4          | 0          | 17         | 3         |    |
|               |                     |                     |           |            |            |               | <b>Totals</b>       |                      | <b>8</b>            | <b>3</b>            | <b>34</b>  | <b>20</b>  |            |           |    |
| Colorado      | 2001                | Conference Finals   | Colorado  | 1          | 4          | 11            | 17                  | Phoenix/<br>Winnipeg | 1982                | Division Semifinals | St. Louis  | 3          | 1          | 20        | 13 |
| <b>Totals</b> |                     | <b>1</b>            | <b>4</b>  | <b>11</b>  | <b>17</b>  | 1999          | Conf. Quarterfinals |                      | St. Louis           | 4                   | 3          | 19         | 16         |           |    |
|               |                     |                     |           |            |            |               | <b>Totals</b>       |                      | <b>7</b>            | <b>4</b>            | <b>39</b>  | <b>29</b>  |            |           |    |
| Dallas/       | 1968                | Semifinals          | St. Louis | 4          | 3          | 18            | 22                  | Pittsburgh           | 1970                | Semifinals          | St. Louis  | 4          | 2          | 19        | 10 |
| Minnesota     | 1970                | Quarterfinals       | St. Louis | 4          | 2          | 20            | 16                  |                      | 1975                | Preliminary         | Pittsburgh | 0          | 2          | 6         | 9  |
| 1971          | Quarterfinals       | Minnesota           | 2         | 4          | 15         | 16            | 1981                |                      | Preliminary         | St. Louis           | 3          | 2          | 21         | 20        |    |
| 1972          | Quarterfinals       | St. Louis           | 4         | 3          | 19         | 19            | <b>Totals</b>       |                      | <b>7</b>            | <b>6</b>            | <b>46</b>  | <b>39</b>  |            |           |    |
| 1984          | Division Final      | Minnesota           | 3         | 4          | 17         | 19            | San Jose            | 2000                 | Conf. Quarterfinals | San Jose            | 3          | 4          | 22         | 20        |    |
| 1985          | Division Semifinal  | Minnesota           | 0         | 3          | 5          | 9             |                     | 2001                 | Conf. Quarterfinals | St. Louis           | 4          | 2          | 16         | 11        |    |
| 1986          | Division Semifinal  | St. Louis           | 3         | 2          | 18         | 20            |                     | 2004                 | Conf. Quarterfinals | St. Louis           | 1          | 4          | 9          | 12        |    |
| 1989          | Division Semifinal  | St. Louis           | 4         | 1          | 23         | 15            | <b>Totals</b>       |                      | <b>8</b>            | <b>10</b>           | <b>47</b>  | <b>43</b>  |            |           |    |
| 1991          | Division Finals     | Minnesota           | 2         | 4          | 17         | 22            | Toronto             | 1986                 | Division Finals     | St. Louis           | 4          | 3          | 24         | 22        |    |
| 1994          | Conf. Quarterfinals | Dallas              | 0         | 4          | 10         | 16            |                     | 1987                 | Division Semifinals | Toronto             | 2          | 4          | 12         | 15        |    |
| 1999          | Conf. Semifinals    | Dallas              | 2         | 4          | 12         | 17            |                     | 1990                 | Division Semifinals | St. Louis           | 4          | 1          | 20         | 16        |    |
| 2001          | Conf Semifinals     | St. Louis           | 4         | 0          | 13         | 6             | 1993                | Division Semifinals  | Toronto             | 3                   | 4          | 11         | 22         |           |    |
| <b>Totals</b> |                     | <b>32</b>           | <b>34</b> | <b>187</b> | <b>197</b> | <b>Totals</b> |                     | <b>17</b>            | <b>14</b>           | <b>82</b>           | <b>96</b>  |            |            |           |    |
|               |                     |                     |           |            |            |               |                     |                      |                     |                     |            |            |            |           |    |
|               |                     |                     |           |            |            |               |                     | Vancouver            | 1995                | Conf. Quarterfinals | Vancouver  | 3          | 4          | 27        | 27 |
|               |                     |                     |           |            |            |               |                     |                      | 2003                | Conf. Quarterfinals | Vancouver  | 3          | 4          | 21        | 17 |
|               |                     |                     |           |            |            |               |                     |                      | 2009                | Conf. Quarterfinals | Vancouver  | 0          | 4          | 5         | 11 |
|               |                     |                     |           |            |            |               | <b>Totals</b>       |                      | <b>6</b>            | <b>12</b>           | <b>53</b>  | <b>55</b>  |            |           |    |

# Playoff History

## Playoff Game-By-Game Results

| 2009                                     |                            |            |     |         |
|--|----------------------------|------------|-----|---------|
| CONFERENCE QUARTERFINALS (Best of seven) |                            |            |     |         |
|  |                            | W-L SERIES |     | ATTEND. |
| April 15                                 | St. Louis 1 at Vancouver 2 | L          | 0-1 | 18,630  |
| April 17                                 | St. Louis 0 at Vancouver 3 | L          | 0-2 | 18,630  |
| April 19                                 | Vancouver 3 at St. Louis 2 | L          | 0-3 | 19,500  |
| April 21                                 | Vancouver 3 at St. Louis 2 | L (OT)     | 0-4 | 19,250  |

2005 - 2008 DID NOT QUALIFY

| 2004                                     |                           |        |     |         |
|--|---------------------------|--------|-----|---------|
| CONFERENCE QUARTERFINALS (Best of seven) |                           |        |     |         |
| April 8                                  | St. Louis 0 at San Jose 1 | L (OT) | 0-1 | 17,496  |
| April 10                                 | St. Louis 1 at San Jose 3 | L      | 0-2 | 17,496  |
| April 12                                 | San Jose 1 at St. Louis 4 | W      | 1-2 | 19,023* |
| April 13                                 | San Jose 4 at St. Louis 3 | L      | 1-3 | 19,452* |
| April 15                                 | St. Louis 1 at San Jose 3 | L      | 1-4 | 17,496  |

| 2003                                     |                            |   |     |         |
|--|----------------------------|---|-----|---------|
| CONFERENCE QUARTERFINALS (Best of seven) |                            |   |     |         |
| April 10                                 | St. Louis 6 at Vancouver 0 | W | 1-0 | 18,514  |
| April 12                                 | St. Louis 1 at Vancouver 2 | L | 1-1 | 18,514  |
| April 14                                 | Vancouver 1 at St. Louis 3 | W | 2-1 | 19,699* |
| April 16                                 | Vancouver 1 at St. Louis 4 | W | 3-1 | 19,636* |
| April 18                                 | St. Louis 3 at Vancouver 5 | L | 3-2 | 18,514  |
| April 20                                 | Vancouver 4 at St. Louis 3 | L | 3-3 | 19,522* |
| April 22                                 | St. Louis 1 at Vancouver 4 | L | 3-4 | 18,514  |

| 2002                                     |                          |   |     |         |
|--|--------------------------|---|-----|---------|
| CONFERENCE QUARTERFINALS (Best of seven) |                          |   |     |         |
| April 18                                 | Chicago 2 at St. Louis 1 | L | 0-1 | 18,807  |
| April 20                                 | Chicago 0 at St. Louis 2 | W | 1-1 | 19,143* |
| April 21                                 | St. Louis 4 at Chicago 0 | W | 2-1 | 20,532  |
| April 23                                 | St. Louis 1 at Chicago 0 | W | 3-1 | 18,019  |
| April 25                                 | Chicago 3 at St. Louis 5 | W | 4-1 | 19,999* |

| CONFERENCE SEMIFINALS (Best of seven) |                          |   |     |         |
|---------------------------------------|--------------------------|---|-----|---------|
| May 2                                 | St. Louis 0 at Detroit 2 | L | 0-1 | 20,058  |
| May 4                                 | St. Louis 2 at Detroit 3 | L | 0-2 | 20,058  |
| May 7                                 | Detroit 1 at St. Louis 6 | W | 1-2 | 19,107* |
| May 9                                 | Detroit 4 at St. Louis 3 | L | 1-3 | 19,999* |
| May 11                                | St. Louis 0 at Detroit 4 | L | 1-4 | 20,058  |

| 2001                                     |                           |      |     |        |
|--|---------------------------|------|-----|--------|
| CONFERENCE QUARTERFINALS (Best of seven) |                           |      |     |        |
| April 12                                 | San Jose 1 at St. Louis 3 | W    | 1-0 | 19,407 |
| April 14                                 | San Jose 1 at St. Louis 0 | L    | 1-1 | 19,534 |
| April 16                                 | St. Louis 6 at San Jose 3 | W    | 2-1 |        |
| April 17                                 | St. Louis 2 at San Jose 3 | L    | 2-2 |        |
| April 19                                 | San Jose 2 at St. Louis 3 | OT W | 3-2 | 19,853 |
| April 21                                 | St. Louis 2 at San Jose 1 | W    | 4-2 |        |

| CONFERENCE SEMIFINALS (Best of seven) |                                |   |     |        |
|---------------------------------------|--------------------------------|---|-----|--------|
| April 27                              | St. Louis 4 at Dallas 2        | W | 1-0 |        |
| April 29                              | St. Louis 2 at Dallas 1        | W | 2-0 |        |
| May 1                                 | Dallas 2 at St. Louis 3 (2-OT) | W | 3-0 | 19,967 |
| May 3                                 | Dallas 1 at St. Louis 4        | W | 4-0 | 19,994 |

| CONFERENCE FINALS (Best of seven) |                                  |      |     |        |
|-----------------------------------|----------------------------------|------|-----|--------|
| May 12                            | St. Louis 1 at Colorado 4        | L    | 0-1 |        |
| May 14                            | St. Louis 2 at Colorado 4        | L    | 0-2 |        |
| May 16                            | Colorado 3 at St. Louis 4 (2-OT) | W    | 1-2 | 19,897 |
| May 18                            | Colorado 4 at St. Louis 3        | OT L | 1-3 | 20,072 |
| May 21                            | St. Louis 1 at Colorado 2        | OT L | 1-4 |        |

| 2000                                     |                           |   |     |        |
|--|---------------------------|---|-----|--------|
| CONFERENCE QUARTERFINALS (Best of seven) |                           |   |     |        |
| April 12                                 | San Jose 3 at St. Louis 5 | W | 1-0 | 20,199 |
| April 15                                 | San Jose 4 at St. Louis 2 | L | 1-1 | 20,337 |
| April 17                                 | St. Louis 1 at San Jose 2 | L | 1-2 |        |
| April 19                                 | St. Louis 2 at San Jose 3 | L | 1-3 |        |
| April 21                                 | San Jose 3 at St. Louis 5 | W | 2-3 | 20,361 |
| April 23                                 | St. Louis 6 at San Jose 2 | W | 3-3 |        |
| April 25                                 | San Jose 3 at St. Louis 1 | L | 3-4 | 20,418 |

| 1999                                     |                          |      |     |        |
|--|--------------------------|------|-----|--------|
| CONFERENCE QUARTERFINALS (Best of seven) |                          |      |     |        |
| April 22                                 | St. Louis 3 at Phoenix 1 | W    | 1-0 |        |
| April 24                                 | St. Louis 3 at Phoenix 4 | OT L | 1-1 |        |
| April 25                                 | Phoenix 5 at St. Louis 4 | L    | 1-2 | 17,539 |
| April 27                                 | Phoenix 2 at St. Louis 1 | L    | 1-3 | 19,529 |
| April 30                                 | St. Louis 2 at Phoenix 1 | OT W | 2-3 |        |
| May 2                                    | Phoenix 3 at St. Louis 5 | W    | 3-3 | 16,629 |
| May 4                                    | St. Louis 1 at Phoenix 0 | OT W | 4-3 |        |

| CONFERENCE SEMIFINALS (Best of seven) |                         |      |     |        |
|---------------------------------------|-------------------------|------|-----|--------|
| May 6                                 | St. Louis 0 at Dallas 3 | L    | 0-1 |        |
| May 8                                 | St. Louis 4 at Dallas 5 | OT L | 0-2 |        |
| May 10                                | Dallas 2 at St. Louis 3 | OT W | 1-2 | 19,826 |
| May 12                                | Dallas 2 at St. Louis 3 | OT W | 2-2 | 20,341 |
| May 15                                | St. Louis 1 at Dallas 3 | L    | 2-3 |        |
| May 17                                | Dallas 2 at St. Louis 1 | OT L | 2-4 | 20,355 |

| 1998                                     |                              |   |     |        |
|--|------------------------------|---|-----|--------|
| CONFERENCE QUARTERFINALS (Best of seven) |                              |   |     |        |
| April 23                                 | Los Angeles 3 at St. Louis 8 | W | 1-0 | 20,120 |
| April 25                                 | Los Angeles 1 at St. Louis 2 | W | 2-0 | 20,050 |
| April 27                                 | St. Louis 4 at Los Angeles 3 | W | 3-0 |        |
| April 30                                 | St. Louis 2 at Los Angeles 1 | W | 4-0 |        |

| CONFERENCE SEMIFINALS (Best of seven) |                          |          |     |        |
|---------------------------------------|--------------------------|----------|-----|--------|
| May 8                                 | St. Louis 4 at Detroit 2 | W        | 1-0 |        |
| May 10                                | St. Louis 1 at Detroit 6 | L        | 1-1 |        |
| May 12                                | Detroit 3 at St. Louis 2 | (2-OT) L | 1-2 | 20,621 |
| May 14                                | Detroit 5 at St. Louis 2 | L        | 1-3 | 20,681 |
| May 17                                | St. Louis 3 at Detroit 1 | W        | 2-3 |        |
| May 19                                | Detroit 6 at St. Louis 1 | L        | 2-4 | 20,591 |

| 1997                                     |                          |   |     |        |
|--|--------------------------|---|-----|--------|
| CONFERENCE QUARTERFINALS (Best of seven) |                          |   |     |        |
| April 16                                 | St. Louis 2 at Detroit 0 | W | 1-0 |        |
| April 18                                 | St. Louis 1 at Detroit 2 | L | 1-1 |        |
| April 20                                 | Detroit 3 at St. Louis 2 | L | 1-2 | 19,273 |
| April 22                                 | Detroit 0 at St. Louis 4 | W | 2-2 | 19,787 |
| April 25                                 | St. Louis 2 at Detroit 5 | L | 2-3 |        |
| April 27                                 | Detroit 3 at St. Louis 1 | L | 2-4 | 19,257 |

| 1996                                     |                          |      |     |        |
|--|--------------------------|------|-----|--------|
| CONFERENCE QUARTERFINALS (Best of seven) |                          |      |     |        |
| April 16                                 | St. Louis 3 at Toronto 1 | W    | 1-0 |        |
| April 18                                 | St. Louis 4 at Toronto 5 | OT L | 1-1 |        |
| April 21                                 | Toronto 2 at St. Louis 3 | OT W | 2-1 | 20,516 |
| April 23                                 | Toronto 1 at St. Louis 5 | W    | 3-1 | 20,105 |

\* Denotes Sellout



# Playoff Game-By-Game Results

## 1996

|          |                          |    |   |     |        |
|----------|--------------------------|----|---|-----|--------|
| April 25 | St. Louis 4 at Toronto 5 | OT | L | 3-2 |        |
| April 27 | Toronto 1 at St. Louis 2 |    | W | 4-2 | 20,777 |

### CONFERENCE SEMIFINALS (Best of seven)

|        |                                 |    |   |     |        |
|--------|---------------------------------|----|---|-----|--------|
| May 3  | St. Louis 2 at Detroit 3        |    | L | 0-1 |        |
| May 5  | St. Louis 3 at Detroit 8        |    | L | 0-2 |        |
| May 8  | Detroit 4 at St. Louis 5        | OT | W | 1-2 | 20,796 |
| May 10 | Detroit 0 at St. Louis 1        |    | W | 2-2 | 20,796 |
| May 12 | St. Louis 3 at Detroit 2        |    | W | 3-2 |        |
| May 14 | Detroit 4 at St. Louis 2        |    | L | 3-3 | 20,796 |
| May 16 | St. Louis 0 at Detroit 1 (2-OT) |    | L | 3-4 |        |

## 1995

### CONFERENCE QUARTERFINALS (Best of seven)

|        |                            |     |   |     |        |
|--------|----------------------------|-----|---|-----|--------|
| May 7  | Vancouver 1 at St. Louis 2 |     | W | 1-0 | 18,788 |
| May 9  | Vancouver 5 at St. Louis 3 |     | L | 1-1 | 18,876 |
| May 11 | St. Louis 1 at Vancouver 6 |     | L | 1-2 |        |
| May 13 | St. Louis 5 at Vancouver 2 |     | W | 2-2 |        |
| May 15 | Vancouver 6 at St. Louis 5 | OTL | L | 2-3 | 18,907 |
| May 17 | St. Louis 8 at Vancouver 2 |     | W | 3-3 |        |
| May 19 | Vancouver 5 at St. Louis 3 |     | L | 3-4 | 20,273 |

## 1994

### CONFERENCE QUARTERFINALS (Best of seven)

|          |                         |    |   |     |        |
|----------|-------------------------|----|---|-----|--------|
| April 17 | St. Louis 3 at Dallas 5 |    | L | 0-1 |        |
| April 20 | St. Louis 2 at Dallas 4 |    | L | 0-2 |        |
| April 22 | Dallas 5 at St. Louis 4 | OT | L | 0-3 | 17,029 |
| April 24 | Dallas 2 at St. Louis 1 |    | L | 0-4 | 16,259 |

## 1993

### DIVISION SEMIFINALS (Best of seven)

|          |                          |    |   |     |        |
|----------|--------------------------|----|---|-----|--------|
| April 18 | St. Louis 4 at Chicago 3 |    | W | 1-0 |        |
| April 21 | St. Louis 2 at Chicago 0 |    | W | 2-0 |        |
| April 23 | Chicago 0 at St. Louis 3 |    | W | 3-0 | 17,985 |
| April 25 | Chicago 3 at St. Louis 4 | OT | W | 4-0 | 18,012 |

### DIVISION SEMIFINALS (Best of seven)

|        |                                 |  |   |     |        |
|--------|---------------------------------|--|---|-----|--------|
| May 3  | St. Louis 1 at Toronto 2 (2-OT) |  | L | 0-1 |        |
| May 5  | St. Louis 2 at Toronto 1 (2-OT) |  | W | 1-1 |        |
| May 7  | Toronto 3 at St. Louis 4        |  | W | 2-1 | 18,140 |
| May 9  | Toronto 4 at St. Louis 1        |  | L | 2-2 | 17,948 |
| May 11 | St. Louis 1 at Toronto 5        |  | L | 2-3 |        |
| May 13 | Toronto 1 at St. Louis 2        |  | W | 3-3 | 17,474 |
| May 15 | St. Louis 0 at Toronto 6        |  | L | 3-4 |        |

## 1992

### DIVISION SEMIFINALS (Best of seven)

|          |                                 |  |   |     |        |
|----------|---------------------------------|--|---|-----|--------|
| April 18 | St. Louis 1 at Chicago 3        |  | L | 0-1 |        |
| April 20 | St. Louis 5 at Chicago 3        |  | W | 1-1 |        |
| April 22 | Chicago 4 at St. Louis 5 (2-OT) |  | W | 2-1 | 16,584 |
| April 24 | Chicago 5 at St. Louis 3        |  | L | 2-2 | 18,089 |
| April 26 | St. Louis 4 at Chicago 6        |  | L | 2-3 |        |
| April 28 | Chicago 2 at St. Louis 1        |  | L | 2-4 | 17,131 |

### DIVISION SEMIFINALS (Best of seven)

|         |                          |  |   |     |        |
|---------|--------------------------|--|---|-----|--------|
| April 4 | Detroit 6 at St. Louis 3 |  | L | 0-1 | 17,105 |
| April 6 | Detroit 2 at St. Louis 4 |  | W | 1-1 | 17,579 |

## 1991

|          |                          |  |   |     |        |
|----------|--------------------------|--|---|-----|--------|
| April 8  | St. Louis 2 at Detroit 5 |  | L | 1-2 |        |
| April 10 | St. Louis 3 at Detroit 4 |  | L | 1-3 |        |
| April 12 | Detroit 1 at St. Louis 6 |  | W | 2-3 | 17,832 |
| April 14 | St. Louis 3 at Detroit 0 |  | W | 3-3 |        |
| April 16 | Detroit 2 at St. Louis 3 |  | W | 4-3 | 18,635 |

### DIVISION FINALS (Best of seven)

|          |                            |  |   |     |        |
|----------|----------------------------|--|---|-----|--------|
| April 18 | Minnesota 2 at St. Louis 1 |  | L | 0-1 | 16,911 |
| April 20 | Minnesota 2 at St. Louis 5 |  | W | 1-1 | 18,051 |
| April 22 | St. Louis 1 at Minnesota 5 |  | L | 1-2 |        |
| April 24 | St. Louis 4 at Minnesota 8 |  | L | 1-3 |        |
| April 26 | Minnesota 2 at St. Louis 4 |  | W | 2-3 | 18,520 |
| April 28 | St. Louis 2 at Minnesota 3 |  | L | 2-4 |        |

## 1990

### DIVISION SEMIFINALS (Best of seven)

|          |                          |    |   |     |        |
|----------|--------------------------|----|---|-----|--------|
| April 4  | Toronto 2 at St. Louis 4 |    | W | 1-0 | 12,249 |
| April 6  | Toronto 2 at St. Louis 4 |    | W | 2-0 | 16,845 |
| April 8  | St. Louis 6 at Toronto 5 | OT | W | 3-0 |        |
| April 10 | St. Louis 2 at Toronto 4 |    | L | 3-1 |        |
| April 12 | Toronto 3 at St. Louis 4 |    | W | 4-1 | 16,984 |

### DIVISION FINALS (Best of seven)

|          |                          |  |   |     |        |
|----------|--------------------------|--|---|-----|--------|
| April 18 | St. Louis 4 at Chicago 3 |  | W | 1-0 |        |
| April 20 | St. Louis 3 at Chicago 5 |  | L | 1-1 |        |
| April 22 | Chicago 4 at St. Louis 5 |  | W | 2-1 | 17,806 |
| April 24 | Chicago 3 at St. Louis 2 |  | L | 2-2 | 18,195 |
| April 26 | St. Louis 2 at Chicago 3 |  | L | 2-3 |        |
| April 28 | Chicago 2 at St. Louis 4 |  | W | 3-3 | 18,051 |
| April 30 | St. Louis 2 at Chicago 8 |  | L | 3-4 |        |

## 1989

### DIVISION SEMIFINALS (Best of seven)

|          |                            |    |   |     |        |
|----------|----------------------------|----|---|-----|--------|
| April 5  | Minnesota 3 at St. Louis 4 | OT | W | 1-0 | 11,130 |
| April 6  | Minnesota 3 at St. Louis 4 | OT | W | 2-0 | 11,644 |
| April 8  | St. Louis 5 at Minnesota 3 |    | W | 3-0 |        |
| April 9  | St. Louis 4 at Minnesota 5 |    | L | 3-1 |        |
| April 11 | Minnesota 1 at St. Louis 6 |    | W | 4-1 | 14,854 |

### DIVISION FINALS (Best of seven)

|          |                                 |  |   |     |        |
|----------|---------------------------------|--|---|-----|--------|
| April 18 | Chicago 3 at St. Louis 1        |  | L | 0-1 | 15,280 |
| April 20 | Chicago 4 at St. Louis 5 (2-OT) |  | W | 1-1 | 15,329 |
| April 22 | St. Louis 2 at Chicago 5        |  | L | 1-2 |        |
| April 24 | St. Louis 2 at Chicago 3        |  | L | 1-3 |        |
| April 26 | Chicago 4 at St. Louis 2        |  | L | 1-4 | 14,492 |

## 1988

### DIVISION SEMIFINALS (Best of seven)

|         |                          |  |   |     |        |
|---------|--------------------------|--|---|-----|--------|
| April 6 | Chicago 1 at St. Louis 5 |  | W | 1-0 | 12,279 |
| April 7 | Chicago 2 at St. Louis 3 |  | W | 2-0 | 13,185 |

### DIVISION FINALS (Best of seven)

|          |                          |  |   |     |        |
|----------|--------------------------|--|---|-----|--------|
| April 9  | St. Louis 3 at Chicago 6 |  | L | 2-1 |        |
| April 10 | St. Louis 6 at Chicago 5 |  | W | 3-1 |        |
| April 12 | Chicago 3 at St. Louis 5 |  | W | 4-1 | 14,887 |
| April 12 | Chicago 3 at St. Louis 5 |  | W | 4-1 | 14,887 |
| April 19 | St. Louis 4 at Detroit 5 |  | L | 0-1 |        |
| April 21 | St. Louis 0 at Detroit 6 |  | L | 0-2 |        |

# Playoff History

## Playoff Game-By-Game Results

| 1987                                       |                                    |               |               |
|--|------------------------------------|---------------|---------------|
| <b>DIVISION SEMIFINALS (Best of seven)</b> |                                    |               |               |
|  | <b>W-L</b>                         | <b>SERIES</b> | <b>ATTEND</b> |
| April 8                                    | Toronto 1 at St. Louis 3           | W 1-0         | 12,821        |
| April 9                                    | Toronto 3 at St. Louis 2 OT        | L 1-1         | 12,948        |
| April 11                                   | St. Louis 5 at Toronto 3           | W 2-1         |               |
| April 12                                   | St. Louis 1 at Toronto 2           | L 2-2         |               |
| April 14                                   | Toronto 2 at St. Louis 1           | L 2-3         | 14,731        |
| April 16                                   | St. Louis 0 at Toronto 4           | L 2-4         |               |
| 1986                                       |                                    |               |               |
| <b>DIVISION SEMIFINALS (Best of five)</b>  |                                    |               |               |
| April 9                                    | St. Louis 2 at Minnesota 1         | W 1-0         |               |
| April 10                                   | St. Louis 2 at Minnesota 6         | L 1-1         |               |
| April 12                                   | Minnesota 3 at St. Louis 4         | W 2-1         | 13,652        |
| April 13                                   | Minnesota 7 at St. Louis 4         | L 2-2         | 13,509        |
| April 15                                   | St. Louis 6 at Minnesota 3         | W 3-2         |               |
| <b>DIVISION FINALS (Best of seven)</b>     |                                    |               |               |
| April 18                                   | Toronto 1 at St. Louis 6           | W 1-0         | 16,893        |
| April 20                                   | Toronto 3 at St. Louis 0           | L 1-1         | 17,101        |
| April 22                                   | St. Louis 2 at Toronto 5           | L 1-2         |               |
| April 24                                   | St. Louis 7 at Toronto 4           | W 2-2         |               |
| April 26                                   | Toronto 3 at St. Louis 4 OT        | W 3-2         | 16,003        |
| April 28                                   | St. Louis 3 at Toronto 5           | L 3-3         |               |
| April 30                                   | Toronto 1 at St. Louis 2           | W 4-3         | 18,034        |
| <b>CONFERENCE FINALS (Best of seven)</b>   |                                    |               |               |
| May 2                                      | St. Louis 3 at Calgary 2           | W 1-0         |               |
| May 4                                      | St. Louis 2 at Calgary 8           | L 1-1         |               |
| May 6                                      | Calgary 5 at St. Louis 3           | L 1-2         | 16,510        |
| May 8                                      | Calgary 2 at St. Louis 5           | W 2-2         | 17,672        |
| May 10                                     | St. Louis 2 at Calgary 4           | L 2-3         |               |
| May 12                                     | Calgary 5 at St. Louis 6 OT        | W 3-3         | 17,801        |
| May 14                                     | St. Louis 1 at Calgary 2           | L 3-4         |               |
| 1985                                       |                                    |               |               |
| <b>DIVISION SEMIFINALS (Best of five)</b>  |                                    |               |               |
| April 10                                   | Minnesota 3 at St. Louis 2         | L 0-1         | 10,833        |
| April 11                                   | Minnesota 4 at St. Louis 3         | L 0-2         | 11,725        |
| April 13                                   | St. Louis 0 at Minnesota 2         | L 0-3         |               |
| 1984                                       |                                    |               |               |
| <b>DIVISION SEMIFINALS (Best of five)</b>  |                                    |               |               |
| April 4                                    | Detroit 2 at St. Louis 3           | W 1-0         | 12,646        |
| April 5                                    | Detroit 5 at St. Louis 3           | L 1-1         | 13,426        |
| April 7                                    | St. Louis 4 at Detroit 3 (2-OT)    | W 2-1         |               |
| April 8                                    | St. Louis 3 at Detroit 2 OT        | W 3-1         |               |
| <b>DIVISION SEMIFINALS (Best of seven)</b> |                                    |               |               |
| April 12                                   | St. Louis 1 at Minnesota 2         | L 0-1         |               |
| April 13                                   | St. Louis 4 at Minnesota 3 OT      | W 1-1         |               |
| April 15                                   | Minnesota 1 at St. Louis 3         | W 2-1         | 18,876        |
| April 16                                   | Minnesota 3 at St. Louis 2         | L 2-2         | 17,023        |
| April 18                                   | St. Louis 0 at Minnesota 6         | L 2-3         |               |
| April 20                                   | Minnesota 0 at St. Louis 4         | W 3-3         | 16,411        |
| April 22                                   | St. Louis 3 at Minnesota 4 OT      | L 3-4         |               |
| 1983                                       |                                    |               |               |
| <b>DIVISION SEMIFINALS (Best of five)</b>  |                                    |               |               |
| April 6                                    | St. Louis 4 at Chicago 2           | W 1-0         |               |
| April 7                                    | St. Louis 2 at Chicago 7           | L 1-1         |               |
| April 9                                    | Chicago 2 at St. Louis 1           | L 1-2         | 18,184        |
| April 10                                   | Chicago 5 at St. Louis 3           | L 1-3         | 14,109        |
| 1982                                       |                                    |               |               |
| <b>DIVISION SEMIFINALS (Best of five)</b>  |                                    |               |               |
| April 7                                    | St. Louis 4 at Winnipeg 3          | W 1-0         |               |
| April 8                                    | St. Louis 2 at Winnipeg 5          | L 1-1         |               |
| April 10                                   | Winnipeg 3 at St. Louis 6          | W 2-1         | 13,827        |
| April 11                                   | Winnipeg 2 at St. Louis 8          | W 3-1         | 12,676        |
| <b>DIVISION FINALS (Best of seven)</b>     |                                    |               |               |
| April 15                                   | Chicago 5 at St. Louis 4           | L 0-1         | 15,087        |
| April 16                                   | Chicago 1 at St. Louis 3           | W 1-1         | 16,033        |
| April 18                                   | St. Louis 5 at Chicago 6           | L 1-2         |               |
| April 19                                   | St. Louis 4 at Chicago 7           | L 1-3         |               |
| April 21                                   | Chicago 2 at St. Louis 3 OT        | W 2-3         | 12,107        |
| April 23                                   | St. Louis 0 at Chicago 2           | L 2-4         |               |
| 1981                                       |                                    |               |               |
| <b>PRELIMINARIES (Best of five)</b>        |                                    |               |               |
| April 8                                    | Pittsburgh 2 at St. Louis 4        | W 1-0         | 16,053        |
| April 9                                    | Pittsburgh 6 at St. Louis 4        | L 1-1         | 17,033        |
| April 11                                   | St. Louis 5 at Pittsburgh 4        | W 2-1         |               |
| April 12                                   | St. Louis 3 at Pittsburgh 6        | L 2-2         |               |
| April 14                                   | Pittsburgh 3 at St. Louis 4 (2-OT) | W 3-2         | 18,150        |
| <b>QUARTERFINALS (Best of seven)</b>       |                                    |               |               |
| April 16                                   | NY Rangers 3 at St. Louis 6        | W 1-0         | 17,550        |
| April 17                                   | NY Rangers 6 at St. Louis 4        | L 1-1         | 18,437        |
| April 19                                   | St. Louis 3 at NY Rangers 6        | L 1-2         |               |
| April 20                                   | St. Louis 1 at NY Rangers 4        | L 1-3         |               |
| April 22                                   | NY Rangers 3 at St. Louis 4        | W 2-3         | 18,066        |
| April 24                                   | St. Louis 4 at NY Rangers 7        | L 2-4         |               |
| 1980                                       |                                    |               |               |
| <b>PRELIMINARIES (Best of five)</b>        |                                    |               |               |
| April 8                                    | St. Louis 2 at Chicago 3 OT        | L 0-1         |               |
| April 9                                    | St. Louis 1 at Chicago 5           | L 0-2         |               |
| April 11                                   | Chicago 4 at St. Louis 1           | L 0-3         | 15,179        |
| 1979                                       |                                    |               |               |
| <b>DID NOT QUALIFY</b>                     |                                    |               |               |
| 1978                                       |                                    |               |               |
| <b>DID NOT QUALIFY</b>                     |                                    |               |               |
| 1977                                       |                                    |               |               |
| <b>QUARTERFINALS (Best of seven)</b>       |                                    |               |               |
| April 11                                   | St. Louis 2 at Montreal 7          | L 0-1         |               |
| April 13                                   | St. Louis 0 at Montreal 3          | L 0-2         |               |
| April 16                                   | Montreal 5 at St. Louis 1          | L 0-3         | 15,775        |
| April 17                                   | Montreal 4 at St. Louis 1          | L 0-4         | 13,763        |



# Playoff Game-By-Game Results

## 1976

### PRELIMINARIES (Best of three)

|         |                             |   |     |        |
|---------|-----------------------------|---|-----|--------|
| April 6 | Buffalo 2 at St. Louis 5    | W | 1-0 | 12,334 |
| April 8 | St. Louis 2 at Buffalo 3 OT | L | 1-1 |        |
| April 9 | St. Louis 1 at Buffalo 2 OT | L | 1-2 |        |

## 1975

### PRELIMINARIES (Best of three)

|          |                             |   |     |        |
|----------|-----------------------------|---|-----|--------|
| April 8  | St. Louis 3 at Pittsburgh 4 | L | 0-1 |        |
| April 10 | Pittsburgh 5 at St. Louis 3 | L | 0-2 | 16,017 |

## 1974

### DID NOT QUALIFY

## 1973

### QUARTERFINALS (Best of seven)

|          |                          |   |     |        |
|----------|--------------------------|---|-----|--------|
| April 4  | St. Louis 1 at Chicago 7 | L | 0-1 |        |
| April 5  | St. Louis 0 at Chicago 1 | L | 0-2 |        |
| April 7  | Chicago 5 at St. Louis 2 | L | 0-3 | 19,237 |
| April 8  | Chicago 3 at St. Louis 5 | W | 1-3 | 18,868 |
| April 10 | St. Louis 1 at Chicago 6 | L | 1-4 |        |

## 1972

### QUARTERFINALS (Best of seven)

|          |                                |   |     |        |
|----------|--------------------------------|---|-----|--------|
| April 5  | St. Louis 0 at Minnesota 3     | L | 0-1 |        |
| April 6  | St. Louis 5 at Minnesota 6 OT  | L | 0-2 |        |
| April 8  | Minnesota 1 at St. Louis 2     | W | 1-2 | 18,822 |
| April 9  | Minnesota 2 at St. Louis 3     | W | 2-2 | 17,576 |
| April 11 | St. Louis 3 at Minnesota 4     | L | 2-3 |        |
| April 13 | Minnesota 2 at St. Louis 4     | W | 3-3 | 19,008 |
| April 16 | St. Louis 2 at Minnesota 1 OTW |   | 4-3 |        |

### SEMIFINALS (Best of seven)

|          |                          |   |     |        |
|----------|--------------------------|---|-----|--------|
| April 18 | St. Louis 1 at Boston 6  | L | 0-1 |        |
| April 20 | St. Louis 2 at Boston 10 | L | 0-2 |        |
| April 23 | Boston 7 at St. Louis 2  | L | 0-3 | 17,941 |
| April 25 | Boston 5 at St. Louis 3  | L | 0-4 | 18,610 |

## 1971

### QUARTERFINALS (Best of seven)

|          |                            |   |     |        |
|----------|----------------------------|---|-----|--------|
| April 7  | Minnesota 3 at St. Louis 2 | L | 0-1 | 18,590 |
| April 8  | Minnesota 2 at St. Louis 4 | W | 1-1 | 18,774 |
| April 10 | St. Louis 3 at Minnesota 0 | W | 2-1 |        |
| April 11 | St. Louis 1 at Minnesota 2 | L | 2-2 |        |
| April 13 | Minnesota 4 at St. Louis 3 | L | 2-3 | 19,132 |
| April 15 | St. Louis 2 at Minnesota 5 | L | 2-4 |        |

## 1970

### QUARTERFINALS (Best of seven)

|          |                            |   |     |        |
|----------|----------------------------|---|-----|--------|
| April 8  | Minnesota 2 at St. Louis 6 | W | 1-0 | 16,304 |
| April 9  | Minnesota 1 at St. Louis 2 | W | 2-0 | 16,508 |
| April 11 | St. Louis 2 at Minnesota 4 | L | 2-1 |        |
| April 12 | St. Louis 0 at Minnesota 4 | L | 2-2 |        |
| April 14 | Minnesota 3 at St. Louis 6 | W | 3-2 | 17,208 |
| April 16 | St. Louis 4 at Minnesota 2 | W | 4-2 |        |

### SEMIFINALS (Best of seven)

|          |                             |   |     |        |
|----------|-----------------------------|---|-----|--------|
| April 19 | Pittsburgh 1 at St. Louis 3 | W | 1-0 | 16,849 |
|----------|-----------------------------|---|-----|--------|

## 1970 CONTINUED

|          |                             |   |     |        |
|----------|-----------------------------|---|-----|--------|
| April 21 | Pittsburgh 1 at St. Louis 4 | W | 2-0 | 16,857 |
| April 23 | St. Louis 2 at Pittsburgh 3 | L | 2-1 |        |
| April 26 | St. Louis 1 at Pittsburgh 2 | L | 2-2 |        |
| April 28 | Pittsburgh 0 at St. Louis 5 | W | 3-2 | 16,872 |
| April 30 | St. Louis 4 at Pittsburgh 3 | W | 4-2 |        |

### FINALS (Best of seven)

|        |                            |   |     |        |
|--------|----------------------------|---|-----|--------|
| May 3  | Boston 6 at St. Louis 1    | L | 0-1 | 16,715 |
| May 5  | Boston 6 at St. Louis 2    | L | 0-2 | 17,506 |
| May 7  | St. Louis 1 at Boston 4    | L | 0-3 |        |
| May 10 | St. Louis 3 at Boston 4 OT | L | 0-4 |        |

## 1969

### QUARTERFINALS (Best of seven)

|         |                                |     |        |
|---------|--------------------------------|-----|--------|
| April 2 | Philadelphia 2 at St. Louis 5W | 1-0 | 15,156 |
| April 3 | Philadelphia 0 at St. Louis 5W | 2-0 | 15,621 |
| April 5 | St. Louis 3 at Philadelphia 0W | 3-0 |        |
| April 6 | St. Louis 4 at Philadelphia 1W | 4-0 |        |

### SEMIFINALS (Best of seven)

|          |                              |   |     |        |
|----------|------------------------------|---|-----|--------|
| April 15 | Los Angeles 0 at St. Louis 4 | W | 1-0 | 15,638 |
| April 17 | Los Angeles 2 at St. Louis 3 | W | 2-0 | 15,776 |
| April 19 | St. Louis 5 at Los Angeles 2 | W | 3-0 |        |
| April 20 | St. Louis 4 at Los Angeles 1 | W | 4-0 |        |

### FINALS (Best of seven)

|          |                           |   |     |        |
|----------|---------------------------|---|-----|--------|
| April 27 | St. Louis 1 at Montreal 3 | L | 0-1 |        |
| April 29 | St. Louis 1 at Montreal 3 | L | 0-2 |        |
| May 1    | Montreal 4 at St. Louis 0 | L | 0-3 | 16,338 |
| May 4    | Montreal 2 at St. Louis 1 | L | 0-4 | 16,126 |

## 1968

### QUARTERFINALS (Best of seven)

|          |                                       |     |        |
|----------|---------------------------------------|-----|--------|
| April 4  | St. Louis 1 at Philadelphia 0W        | 1-0 |        |
| April 6  | St. Louis 3 at Philadelphia 4         | L   | 1-1    |
| April 10 | Philadelphia 2 at St. Louis 3 (2-OT)W | 2-1 | 10,867 |
| April 11 | Philadelphia 2 at St. Louis 5W        | 3-1 | 11,072 |
| April 13 | St. Louis 1 at Philadelphia 6         | L   | 3-2    |
| April 16 | Philadelphia 2 at St. Louis 1 (2-OT)L | 3-3 | 13,378 |
| April 18 | St. Louis 3 at Philadelphia 1W        | 4-3 |        |

### SEMIFINALS (Best of seven)

|          |                                    |     |        |        |
|----------|------------------------------------|-----|--------|--------|
| April 21 | Minnesota 3 at St. Louis 5         | W   | 1-0    | 11,117 |
| April 22 | St. Louis 2 at Minnesota 3 OTL     | 1-1 |        |        |
| April 25 | Minnesota 5 at St. Louis 1         | L   | 1-2    | 13,334 |
| April 27 | Minnesota 3 at St. Louis 4 OTW     | 2-2 | 12,591 |        |
| April 29 | Minnesota 2 at St. Louis 3 OTW     | 3-2 | 11,931 |        |
| May 1    | St. Louis 1 at Minnesota 5         | L   | 3-3    |        |
| May 3    | Minnesota 1 at St. Louis 2 (2-OT)W | 4-3 | 15,566 |        |

### FINALS (Best of seven)

|        |                              |   |     |        |
|--------|------------------------------|---|-----|--------|
| May 5  | Montreal 3 at St. Louis 2 OT | L | 0-1 | 15,505 |
| May 7  | Montreal 1 at St. Louis 0    | L | 0-2 | 16,177 |
| May 9  | St. Louis 3 at Montreal 4 OT | L | 0-3 |        |
| May 11 | St. Louis 2 at Montreal 3    | L | 0-4 |        |

# Playoff History

## Playoff Records

### TEAM RECORDS

#### YEARS IN THE STANLEY CUP PLAYOFFS:

35 – last - (2009)

#### MOST CONSECUTIVE SEASONS IN STANLEY CUP PLAYOFFS:

25 – 1980 - 2004

#### YEARS IN THE STANLEY CUP FINALS:

Three times (1968 - 1969 - 1970)

#### YEARS IN THE STANLEY CUP SEMIFINALS:

Six times – last (2001)

#### YEARS IN THE DIVISION FINALS

(or CONFERENCE SEMIFINALS):

19 times – last (2002)

#### YEARS IN THE PRELIMINARIES

(DIVISION SEMIFINALS or CONFERENCE QUARTERFINALS):

35 times – last (2009)

#### TOTAL PLAYOFF SERIES:

57

#### TOTAL PLAYOFF GAMES PLAYED:

302

#### TOTAL PLAYOFF GAMES WON:

137

#### TOTAL PLAYOFF GAMES LOST:

165

### GOALS

#### MOST GOALS, BOTH TEAMS, ONE SERIES:

- 2 - GAMES: 15, 1975 preliminaries vs. Pittsburgh
- 3 - GAMES: 16, 1980 preliminaries vs. Chicago
- 4 - GAMES: 36, 1972 semifinals vs. Boston
- 5 - GAMES: 41, 1981 preliminaries vs. Pittsburgh
- 6 - GAMES: 51, 1981 quarterfinals vs. NY Rangers
- 7 - GAMES: 54, 1995 division quarterfinals vs. Vancouver

#### MOST GOALS, BLUES, ONE SERIES:

- 2 - GAMES: 6, 1975 preliminaries vs. Pittsburgh
- 3 - GAMES: 8, 1976 preliminaries vs. Buffalo
- 4 - GAMES: 20, 1982 division semifinals vs. Winnipeg
- 5 - GAMES: 23, 1989 division semifinals vs. Minnesota
- 6 - GAMES: 22, 1981 quarterfinals vs. NY Rangers
- 7 - GAMES: 27, 1995 division quarterfinals vs. Vancouver

#### MOST GOALS, OPPONENTS, ONE SERIES:

- 2 - GAMES: 9, 1975 preliminaries vs. Pittsburgh
- 3 - GAMES: 12, 1980 preliminaries vs. Chicago
- 4 - GAMES: 28, 1972 semifinals vs. Boston
- 5 - GAMES: 22, 1973 quarterfinals vs. Chicago
- 6 - GAMES: 29, 1981 quarterfinals vs. NY Rangers
- 7 - GAMES: 28, (twice) – last – 1990 division finals vs. Chicago

#### FEWEST GOALS, BOTH TEAMS, ONE SERIES:

- 2 - GAMES: 15, 1975 preliminaries vs. Pittsburgh
- 3 - GAMES: 14, 1985 division semifinals vs. Minnesota
- 4 - GAMES: 15, 1968 finals vs. Montreal
- 5 - GAMES: 21, 2004 conference quarterfinals vs. San Jose
- 6 - GAMES: 25, 1997 division quarterfinals vs. Detroit
- 7 - GAMES: 33, 1993 division finals vs. Toronto

#### FEWEST GOALS, BLUES, ONE SERIES:

- 2 - GAMES: 6, 1975 preliminaries vs. Pittsburgh
- 3 - GAMES: 4, 1980 preliminaries vs. Chicago
- 4 - GAMES: 3, 1969 finals vs. Montreal
- 5 - GAMES: 9, Twice, 2004 conference quarterfinals vs. San Jose and 1973 quarterfinals vs. Chicago
- 6 - GAMES: 12, (three times) – last – 1999 conference semifinals vs. Dallas
- 7 - GAMES: 11, 1993 division finals vs. Toronto

#### FEWEST GOALS, OPPONENTS, ONE SERIES:

- 2 - GAMES: 9, 1975 preliminaries vs. Pittsburgh
- 3 - GAMES: 7, 1976 preliminaries vs. Buffalo
- 4 - GAMES: 3, 1969 quarterfinals vs. Philadelphia
- 5 - GAMES: 5, 2002 Conference quarterfinals vs. Chicago
- 6 - GAMES: 10, 1970 semifinals vs. Pittsburgh
- 7 - GAMES: 16, 1999 conference quarterfinals vs. Phoenix

#### MOST GOALS, BOTH TEAMS, ONE GAME:

12 – (twice) – last – St. Louis 4 at Minnesota 8, April 24, 1991.

#### MOST GOALS, BLUES, ONE GAME:

8 – (3 times) – last – Los Angeles 3 at St. Louis 8, April 23, 1998

#### MOST GOALS, OPPONENTS, ONE GAME:

10 – St. Louis 2 at Boston 10, April 20, 1972.

#### MOST GOALS, BOTH TEAMS, ONE PERIOD:

7 – St. Louis 2, Boston 5, 3rd period, April 20, 1972.

#### MOST GOALS, BLUES, ONE PERIOD:

5 - April 23, 2000 at San Jose, 2nd period.

#### MOST GOALS, OPPONENTS, ONE PERIOD:

5 – (three times) – last – at Detroit, May 5, 1996, 1st period.

### GAMES PLAYED

#### MOST GAMES PLAYED, ONE YEAR:

19 - 1986

#### FEWEST GAMES PLAYED, ONE YEAR:

2 - 1975

#### MOST ROAD WINS, ONE YEAR:

4 – (4 times) – last – 2001

#### MOST ROAD LOSSES, ONE YEAR:

6 – (3 times) – last – 1986

#### MOST HOME WINS, ONE YEAR:

6 – (3 times) – last – 1986

#### MOST HOME LOSSES, ONE YEAR:

4 - 1968

### SHUTOUTS

#### MOST SHUTOUTS, ONE YEAR:

3 – (twice) last - 2002

#### FEWEST SHUTOUTS, ONE YEAR:

0 – (21 times) – last – 2009

#### MOST TIMES SHUTOUT, ONE YEAR:

2 – 2002

## Playoff Records

### FEWEST TIMES SHUTOUT, ONE YEAR:

0 – (16 times) – last – 2003

### MOST SHUTOUTS, ONE SERIES:

3 – 2002 conference quarterfinals vs. Chicago (Brent Johnson)

### MOST TIMES SHUTOUT, ONE SERIES:

2 – 2002 conference semifinals vs. Detroit

### FEWEST SHUTOUTS, ONE SERIES:

0 – (37 times)

### FEWEST TIMES SHUTOUT, ONE SERIES:

0 – (38 times)

### LONGEST SHUTOUT SEQUENCE:

207:44 – 2002 conference quarterfinals vs. Chicago

### POWER PLAY

#### MOST POWER-PLAY GOALS, BOTH TEAMS, ONE YEAR:

39 – 1986, Blues 13, Opponents 26

#### MOST POWER-PLAY GOALS, BOTH TEAMS, ONE SERIES:

18 – (twice) – last – 1988 division semifinals vs. Chicago

#### MOST POWER-PLAY GOALS, BOTH TEAMS, ONE GAME:

8 – April 24, 1991, Minnesota 4, Blues 4

#### MOST POWER-PLAY GOALS, BLUES, ONE YEAR:

19 – 1970

#### MOST POWER-PLAY GOALS, BLUES, ONE SERIES:

10 – Twice, 2003 quarterfinals vs. Vancouver, 1970 quarterfinals vs. Minnesota

#### MOST POWER-PLAY GOALS, BLUES, ONE GAME:

4 – (twice) – last – April 27, 1998, Conference quarterfinals vs. Los Angeles

#### MOST POWER-PLAY GOALS, OPPONENTS, ONE YEAR:

26 – 1986 (Minnesota 6, Toronto 7, Calgary 13)

#### MOST POWER-PLAY GOALS, OPPONENTS, ONE SERIES:

13 – 1986 conference finals, vs. Calgary

#### MOST POWER-PLAY GOALS, OPPONENTS, ONE GAME:

4 – (6 times) – last – May 11, 1995 division quarterfinals vs. Vancouver

#### FEWEST POWER-PLAY GOALS, BOTH TEAMS, ONE YEAR:

2 – 1976, Blues 2, Opponents 0

#### FEWEST POWER-PLAY GOALS, BOTH TEAMS, ONE SERIES:

2 – 1976 preliminaries, Blues 2, Buffalo 0

#### FEWEST POWER-PLAY GOALS, BOTH TEAMS, ONE GAME:

0 – (48 times) – last – 2009 quarterfinals vs. Vancouver game four

#### FEWEST POWER-PLAY GOALS, BLUES, ONE YEAR:

0 – 1977 quarterfinals vs. Montreal

#### FEWEST POWER-PLAY GOALS, BLUES, ONE SERIES:

0 – 1977 quarterfinals vs. Montreal

#### FEWEST POWER-PLAY GOALS, BLUES, ONE GAME:

0 – (112 times) – last – 2009 quarterfinals vs. Vancouver, game four

#### FEWEST POWER-PLAY GOALS, OPPONENTS, ONE YEAR:

0 – 1976

#### FEWEST POWER-PLAY GOALS, OPPONENTS, ONE SERIES:

0 – (twice) – last – 2001 Conference Quarterfinals vs. San Jose.

#### FEWEST POWER-PLAY GOALS, OPPONENTS, ONE GAME:

0 – (114 times) – last – 2009 quarterfinals vs. Vancouver game four

### SHORTHANDED

#### MOST SHORT-HAND GOALS, BOTH TEAMS, ONE YEAR:

8 – 1968, Blues 5, Opponents 3

#### MOST SHORT-HAND GOALS, BOTH TEAMS, ONE SERIES:

7 – 1995 division quarterfinals vs. Vancouver

#### MOST SHORT-HAND GOALS, BOTH TEAMS, ONE GAME:

2 – (9 times) – last – April 10, 2004 conference quarterfinals, San Jose

#### MOST SHORT-HAND GOALS, BLUES, ONE YEAR:

5 – 1968

#### MOST SHORT-HAND GOALS, BLUES, ONE SERIES:

4 – 1996 conference quarterfinals vs. Toronto

#### MOST SHORT-HAND GOALS, BLUES, ONE GAME:

2 – April 11, 1968 vs. Philadelphia April 23, 1996 vs. Toronto

#### MOST SHORT-HAND GOALS, OPPONENTS, ONE YEAR:

6 – 1995 division quarterfinals vs. Vancouver

#### MOST SHORT-HAND GOALS, OPPONENTS, ONE SERIES:

6 – 1995 division quarterfinals vs. Vancouver

#### MOST SHORT-HAND GOALS, OPPONENTS, ONE GAME:

2 – (twice) – last – 1995 division quarterfinals vs. Vancouver (Game 5)

#### FEWEST SHORT-HAND GOALS, BOTH TEAMS, ONE YEAR:

0 – (5 times) – last – 2009

#### FEWEST SHORT-HAND GOALS, BOTH TEAMS, ONE GAME:

0 – (215 times) – last – 2009 conference quarterfinals vs. Vancouver game four

#### FEWEST SHORT-HAND GOALS, BLUES, ONE YEAR:

0 – (15 times) – last – 2009

#### FEWEST SHORT-HAND GOALS, BLUES, ONE SERIES:

0 – (29 times) – last – 2009

#### FEWEST SHORT-HAND GOALS, OPPONENTS, ONE YEAR:

0 – (9 times) – last – 2009

#### FEWEST SHORT-HAND GOALS, OPPONENTS, ONE SERIES:

0 – (24 times) – last – 2009

### FASTEST GOALS

#### FASTEST TWO GOALS, BOTH TEAMS:

:07 – April 13, 1971, vs. Minnesota, 2nd period, Craig Cameron 2:42, Jude Drouin 2:49

#### FASTEST TWO GOALS, BLUES:

:07 – April 18, 1986, vs. Toronto, 2nd period Gino Cavallini 2:40 and Ron Flockhart 2:47

#### FASTEST TWO GOALS, OPPONENTS:

:08 – April 26, 1989, vs. Chicago, 2nd period, Bob Murray 9:17 and Wayne Presley 9:25

#### FASTEST THREE GOALS, BOTH TEAMS:

:31 – April 30, 1970, vs. Pittsburgh, 3rd period, Bill McCreary 5:26, Michel Briere 6:17, Tim Ecclestone 6:57

# Playoff History

## Playoff Records

### **FASTEST THREE GOALS, BLUES:**

1:50 – April 24, 1981, vs. NY Rangers, 2nd period, Bernie Federko 2:16, Rick LaPointe 3:14, Federko 4:06

### **FASTEST THREE GOALS, OPPONENTS:**

1:18 – May 18, 2001 vs. Colorado, 1st period, Steven Reinprecht: 14:13, Joe Sakic: 15:17, and Ray Bourque: 15:31

### **FASTEST GOAL FROM START OF THE GAME, BLUES:**

:18 – April 22, 1990, Sergio Momesso vs. Chicago

### **FASTEST GOAL FROM START OF THE GAME, OPPONENT:**

:14 – April 8, 1981, Greg Malone, Pittsburgh

### **FASTEST GOAL FROM THE START OF A PERIOD, BLUES:**

:13 – (twice) – last – April 24, 1991, Adam Oates vs. Minnesota, 3rd period

### **FASTEST GOAL FROM THE START OF A PERIOD, OPPONENTS:**

:09 – (twice) – last – April 8, 1971, Murray Oliver, Minnesota, 3rd period

## **PENALTY MINUTES**

### **MOST PENALTY MINUTES, BOTH TEAMS, ONE SERIES:**

2 – GAMES: 74, 1975 preliminaries vs. Pittsburgh  
3 – GAMES: 160, 1985 division semifinals vs. Minnesota  
4 – GAMES: 282, 1984 division semifinals vs. Detroit  
5 – GAMES: 372, 1988 division finals vs. Detroit  
6 – GAMES: 372, 1991 division finals vs. Minnesota  
7 – GAMES: 528, 1991 division semifinals vs. Detroit

### **LEAST PENALTY MINUTES, BOTH TEAMS, ONE SERIES:**

2 – GAMES: 74, 1975 preliminaries vs. Pittsburgh  
3 – GAMES: 82, 1980 preliminaries vs. Chicago  
4 – GAMES: 97, 1968 finals vs. Montreal  
5 – GAMES: 120, 2004 quarterfinals vs. San Jose  
6 – GAMES: 134, 1999 conference semifinals vs. Dallas  
7 – GAMES: 128, 1968 quarterfinals vs. Minnesota

### **MOST PENALTY MINUTES, BLUES, ONE SERIES:**

2 – GAMES: 56, 1975 preliminaries vs. Pittsburgh  
3 – GAMES: 72, 1985 division semifinals vs. Minnesota  
4 – GAMES: 151, 1984 division semifinals vs. Detroit  
5 – GAMES: 170, 1988 division finals vs. Detroit  
6 – GAMES: 198, 1997 division quarterfinals vs. Detroit  
7 – GAMES: 256, 1991 division semifinals vs. Detroit

### **LEAST PENALTY MINUTES, BLUES, ONE SERIES:**

2 – GAMES: 56, 1975 preliminaries vs. Pittsburgh  
3 – GAMES: 35, 1980 preliminaries vs. Chicago  
4 – GAMES: 53, 1970 finals vs. Boston  
5 – GAMES: 51, 1973 quarterfinals vs. Chicago  
6 – GAMES: 68, 1999 conference semifinals vs. Dallas  
7 – GAMES: 76, 1968 semifinals vs. Minnesota

### **MOST PENALTY MINUTES, OPPONENTS, ONE SERIES:**

2 – GAMES: 18, 1975 preliminaries, Pittsburgh  
3 – GAMES: 88, 1985 division semifinals, Minnesota  
4 – GAMES: 144, 1983 division semifinals, Chicago  
5 – GAMES: 202, 1988 division finals, Detroit  
6 – GAMES: 207, 1991 division finals, Minnesota  
7 – GAMES: 272, 1991 division semifinals, Detroit

### **LEAST PENALTY MINUTES, OPPONENTS, ONE SERIES:**

2 – GAMES: 18, 1975 preliminaries, Pittsburgh  
3 – GAMES: 46, 1976 preliminaries, Buffalo  
4 – GAMES: 40, 1968 finals, Montreal  
5 – GAMES: 52, 2004 quarterfinals, San Jose  
6 – GAMES: 66, 1999 conference semifinals vs. Dallas  
7 – GAMES: 52, 1968 semifinals, Minnesota

### **MOST PENALTIES, BOTH TEAMS, ONE GAME:**

66 – April 12, 1991, division semifinals vs. Detroit

### **MOST PENALTIES, BLUES, ONE GAME:**

33 – April 12, 1991, division semifinals vs. Detroit

### **MOST PENALTIES, OPPONENTS, ONE GAME:**

33 – April 12, 1991, division semifinals, Detroit

### **MOST PENALTY MINUTES, BOTH TEAMS, ONE GAME:**

298 – April 12, 1991, division semifinals vs. Detroit

### **MOST PENALTY MINUTES, BLUES, ONE GAME:**

146 – April 12, 1991, division semifinals vs. Detroit

### **MOST PENALTY MINUTES, OPPONENTS, ONE GAME:**

152 – April 12, 1991, division semifinals, Detroit

### **LEAST PENALTY MINUTES, BOTH TEAMS, ONE GAME:**

8 – April 28, 1991, division finals vs. Minnesota

### **LEAST PENALTY MINUTES, BLUES, ONE GAME:**

2 – April 28, 1991, division finals vs. Minnesota

### **LEAST PENALTY MINUTES, OPPONENTS, ONE GAME:**

4 – (4 times) – last – May 16, 1996, conference semifinals at Detroit

### **MOST PENALTY MINUTES, BOTH TEAMS, ONE PERIOD:**

243 – April 12, 1991, division semifinals vs. Detroit, third period

### **MOST PENALTY MINUTES, BLUES, ONE PERIOD:**

129 – April 12, 1991, division semifinals vs. Detroit, third period

### **MOST PENALTY MINUTES, OPPONENTS, ONE PERIOD:**

114 – April 12, 1991, division semifinals, Detroit, third period

## Playoff Records/ Individual Records

### OVERTIME

#### **LAST OVERTIME GAME AT HOME:**

April 21, 2009 vs. Vancouver, Vancouver won 3-2

#### **LAST OVERTIME GAME ON THE ROAD:**

April 8, 2004 at San Jose, San Jose won 1-0

#### **LAST OVERTIME WIN AT HOME:**

May 16, 2001 vs. Colorado 4-3

#### **LAST OVERTIME LOSS AT HOME:**

April 21, 2009 vs. Vancouver, 3-2

#### **LAST OVERTIME WIN ON THE ROAD:**

May 4, 1999 vs. Phoenix, 1-0

#### **LAST OVERTIME LOSS ON THE ROAD:**

April 8, 2004 at San Jose, San Jose won 1-0

#### **LONGEST OVERTIME GAME:**

**HOME:** April 20, 1989, 33:49 OT, Blues 5, Chicago 4

**ROAD:** April 7, 1984, 37:07 OT, Blues 4, Detroit 3

#### **SHORTEST OVERTIME GAME:**

**HOME:** Apr. 21, 1996, 1:24 OT – Blues 3, Toronto 2

**ROAD:** May 21, 2001, :24 OT – Colorado 2, Blues 1

#### **MOST OVERTIME GAMES, ONE YEAR:**

8 – 1968

#### **FEWEST OVERTIME GAMES, ONE YEAR:**

0 – (11 times) – last – 2003

### SHOTS

#### **MOST SHOTS, BLUES, ONE GAME (Not including overtime):**

48 – (3 times) – last – April 22, 1994 vs. Dallas

#### **MOST SHOTS, BLUES, OVERTIME GAME:**

64 – April 15, 1968 vs. Philadelphia

#### **MOST SHOTS, OPPONENTS, ONE GAME**

(Not including overtime):

51 – (twice) – last - April 20, 1994, Dallas

#### **MOST SHOTS, OPPONENTS, OVERTIME GAME:**

64 – May 3, 1993, Toronto

#### **MOST SHOTS BLUES, ONE PERIOD:**

25 – May 19, 1995 vs. Vancouver, 2nd period

#### **MOST SHOTS OPPONENTS, ONE PERIOD:**

23 – May 5, 1993, Toronto, 1st period

#### **FEWEST SHOTS, BLUES, ONE GAME (Not including overtime):**

13 – April 10, 1973 vs. Chicago

#### **FEWEST SHOTS, BLUES, OVERTIME GAME:**

15 – May 9, 1968 vs. Montreal

#### **FEWEST SHOTS, OPPONENTS, ONE GAME**

(Not including overtime):

14 – Twice, April 14, 2003, Vancouver, April 4,

1968, Philadelphia

#### **FEWEST SHOTS, OPPONENTS, OVERTIME GAME:**

24 – (twice) – last – April 21, 1982, Chicago

#### **FEWEST SHOTS, BLUES, ONE PERIOD:**

1 – (twice) – last – April 23, 2002 @ Chicago, 1st period

#### **FEWEST SHOTS, OPPONENTS, ONE PERIOD:**

2 – (6 times) – last – April 20, 2003, Vancouver, 3rd period

### INDIVIDUAL PLAYOFF RECORDS

#### **MOST GAMES, CAREER:**

102 – Brett Hull

#### **MOST POINTS, CAREER:**

117 – Brett Hull

#### **MOST GOALS, CAREER:**

67 – Brett Hull

#### **MOST GAME WINNING GOALS, CAREER:**

15 – Brett Hull

#### **MOST ASSISTS, CAREER:**

66 – Bernie Federko

#### **MOST OVERTIME GOALS, CAREER:**

2 – (4 players) – Brett Hull, Mark Reeds, Pierre Turgeon, Scott Young

#### **MOST POWER-PLAY GOALS, CAREER:**

25 – Brett Hull

#### **MOST SHORT-HANDED GOALS, CAREER:**

2 – (6 players) – Bill McCreary, Larry Patey, Doug Gilmour, Brett Hull, Peter Zedel, Scott Young

#### **MOST THREE-GOAL GAMES, CAREER:**

2 – Frank St. Marseille

#### **MOST PENALTY MINUTES, CAREER:**

249 – Brian Sutter

### POINTS

#### **MOST POINTS, ONE YEAR:**

21 – (3 players) – Doug Gilmour & Bernie Federko, 1986, Brett Hull, 1990

#### **MOST POINTS, DEFENSEMAN, ONE YEAR:**

12 – (3 players) – Joe Micheletti, 1981, Jeff Brown, 1990 & 1991, Al MacInnis, 1999

#### **MOST POINTS, ROOKIE, ONE YEAR:**

18 – Joe Mullen, 1982

#### **MOST GOALS, ONE YEAR:**

13 – Brett Hull, 1990

#### **MOST GOALS, DEFENSEMAN, ONE YEAR:**

4 – Al MacInnis, 1999

#### **MOST GOALS, ROOKIE, ONE YEAR:**

7 – (2 players) – Joe Mullen, 1982, Brett Hull, 1988

#### **MOST GAME-WINNING GOALS, ONE YEAR:**

3 – (2 players) – Brett Hull, 1988, 1990 & Scott Young, 2001

## Playoff Records/ Individual Records

### **MOST OVERTIME GOALS, ONE YEAR:**

2 – Pierre Turgeon, 1999

### **MOST POWER-PLAY GOALS, ONE YEAR:**

7 – Brett Hull, 1990

### **MOST SHORT-HANDED GOALS, ONE YEAR:**

2 – Bill McCreary, 1968, Doug Gilmour, 1986 & Scott Young, 2001

### **MOST GOALS, ONE GAME:**

4 – Tony Hrkac, April 10, 1988 vs. Chicago

### **MOST GOALS, OPPONENTS, ONE GAME:**

3 – 16 times (last, Patrick Marleau, April 10, 2004 vs. San Jose)

### **MOST ASSISTS, ONE YEAR:**

15 – Bernie Federko, 1982

### **MOST ASSISTS, DEFENSEMAN, ONE YEAR:**

11 – Joe Micheletti, 1981

### **MOST ASSISTS, GOALTENDER, ONE YEAR:**

2 – Jon Casey, 1996

### **MOST ASSISTS, DEFENSEMAN, ONE GAME:**

4 – Brian Benning, April 11, 1987

### **MOST ASSISTS, ROOKIE, ONE YEAR:**

11 – Joe Mullen, 1982

### **MOST ASSISTS, ONE GAME:**

5 – Doug Gilmour, April 15, 1986  
Geoff Courtnall, April 23, 1998

### **MOST POINTS, ONE GAME:**

6 – Geoff Courtnall, April 23, 1998, 1-5=6

### **MOST POINTS, ONE GAME, OPPONENT:**

6 – Guy Lafleur, Montreal, April 11,  
1977, 3-3=6; Steve Larmer, Chicago,  
April 30, 1990, 2-4=6

### **FASTEST TWO GOALS, ONE PLAYER:**

1:50 – Bernie Federko, April 24, 1981 vs. Rangers

### **FASTEST TWO GOALS, OPPONENT:**

:18 – Dick Redmond, Chicago, April 4, 1973

### **FASTEST THREE GOALS, BLUES, ONE PLAYER:**

4:16 – Brendan Shanahan, May 13, 1995 vs. Vancouver

### **FASTEST THREE GOALS, OPPONENT, ONE PLAYER:**

7:11 – Dick Redmond, Chicago, April 4, 1973

### **LONGEST POINT SCORING STREAK:**

9 – Tony Currie, 1981 & Bernie Federko, 1982

### **LONGEST GOAL SCORING STREAK:**

5 – Phil Roberto, 1972

### **LONGEST ASSIST SCORING STREAK:**

7 – Bernie Federko, 1982

## GOALTENDING

### **MOST SHUTOUTS, CAREER:**

4 – Jacques Plante

### **MOST GAMES BY A GOALTENDER, CAREER:**

39 – Mike Liut

### **MOST MINUTES BY A GOALTENDER, CAREER:**

2,326 – Mike Liut

### **MOST ASSISTS BY A GOALTENDER, CAREER:**

2 – (3 players) – Curtis Joseph, Jon Casey, Grant Fuhr

### **MOST MINUTES BY A GOALTENDER, ONE YEAR:**

111:01 – Glenn Hall, 1968

### **MOST MINUTES BY A GOALTENDER, ONE SERIES:**

464 – Curtis Joseph, 1993 vs. Toronto

### **MOST SHUTOUTS, ONE YEAR:**

3 – (twice) – last – Brent Johnson 2002, conference quarterfinals vs. Chicago

### **MOST CONSECUTIVE SHUTOUTS:**

3 – Brent Johnson 2002, conference quarterfinals vs. Chicago

### **LONGEST SHUTOUT SEQUENCE:**

206:45 – Brent Johnson – 2002, conference quarterfinals vs. Chicago

### **MOST CONSECUTIVE GAMES WON:**

8 – Jacques Plante, 1969

### **MOST CONSECUTIVE SHOTS SAVED:**

105 – Curtis Joseph, 1993 vs. Chicago

### **MOST SHOTS AGAINST, ONE YEAR:**

438 – Curtis Joseph, 1993

### **MOST SHOTS AGAINST, ONE SERIES:**

298 – Curtis Joseph, 1993 vs. Toronto

### **MOST SHOTS AGAINST, ONE GAME:**

63 – Curtis Joseph, 1993 Game 1 (NDF) vs. Toronto

### **MOST SHOTS SAVED, ONE YEAR:**

411 – Curtis Joseph, 1993

### **MOST SHOTS SAVED, ONE SERIES:**

277 – Curtis Joseph, 1993 vs. Toronto

### **MOST SHOTS SAVED, ONE GAME:**

61 – Curtis Joseph, 1993 Game 1 (NDF) vs. Toronto

### **LOWEST GOALS-AGAINST AVERAGE, ONE SERIES:**

0.79 – Jacques Plante, 1969 vs. Philadelphia

### **LOWEST GOALS-AGAINST AVERAGE, ONE YEAR:**

1.94 Brent Johnson, 2001 (2 games), 2.05 Roman Turek, 2001 (14 games)

## Playoff Records/ Individual Records

### **MOST GOALS IN A SERIES:**

- 2 – GAMES: 1 – R. Berenson, C. Larose, G. Unger, B. Collins, L. Sacharuk, W. Merrick vs. Pittsburgh, 1975
- 3 – GAMES: 2 – Garry Unger, Chuck Lefley vs. Buffalo, 1976, Brian Sutter vs. Minnesota, 1985
- 4 – GAMES: 7 – Brian Sutter vs. Winnipeg, 1982
- 5 – GAMES: 6 – Brett Hull vs. Chicago, 1988 Peter Zezel vs. Minnesota, 1989
- 6 – GAMES: 5 – Al McDonald vs. Minnesota, 1970 Shayne Corson vs. Toronto, 1996
- 7 – GAMES: 8 – Brett Hull vs. Chicago, 1990 Brett Hull vs. Detroit, 1991

### **MOST ASSISTS IN A SERIES:**

- 2 – GAMES: 3 – Garry Unger vs. Pittsburgh, 1975
- 3 – GAMES: 3 – Rob Ramage vs. Minnesota, 1985
- 4 – GAMES: 10 – Bernie Federko vs. Winnipeg, 1982
- 5 – GAMES: 9 – Doug Gilmour vs. Chicago, 1988
- 6 – GAMES: 9 – Wayne Gretzky vs. Toronto, 1996
- 7 – GAMES: 9 – Adam Oates vs. Detroit, 1991

### **MOST POINTS IN A SERIES:**

- 2 – GAMES: 4 – Garry Unger vs. Pittsburgh, 1975, 1-3=4
- 3 – GAMES: 4 – Rob Ramage vs. Minnesota, 1985, 1-3=4
- 4 – GAMES: 12 – Joe Millen vs. Winnipeg, 1982, 3-9=12
- 5 – GAMES: 11 – Doug Gilmour vs. Chicago, 1988, 2-9=11
- 6 – GAMES: 9 – (3 players) – Wayne Gretzky vs. Toronto, 1996, 0-9=9, Brett Hull vs. Detroit, 1997, 2-7=9, Pierre Turgeon vs. San Jose, 2001, 2-7=9.
- 7 – GAMES: 13 – Doug Weight vs. Vancouver, 2003, 5-8= 13, Brett Hull vs. Detroit, 1991, 8-5=13, Adam Oates vs. Detroit, 1991, 4-9=13

# Playoff History

## All-Time Playoff Penalty Shots and Hat Tricks

| <i>PENALTY SHOTS FOR</i> |         |             |                |               |              |
|--------------------------|---------|-------------|----------------|---------------|--------------|
| SEASON                   | DATE    | PLAYER      | GOALTENDER     | TEAM          | RESULT       |
| 1967-68                  | Apr. 27 | Jim Roberts | Cesare Maniago | vs. Minnesota | unsuccessful |

| <i>PENALTY SHOTS AGAINST</i> |         |                |             |                |            |
|------------------------------|---------|----------------|-------------|----------------|------------|
| SEASON                       | DATE    | PLAYER         | GOALTENDER  | TEAM           | RESULT     |
| 2000-01                      | May 12  | Joe Sakic      | Roman Turek | @ Colorado     | successful |
| 1980-81                      | Apr. 17 | Anders Hedberg | Mike Liut   | vs. NY Rangers | successful |

| <i>ST. LOUIS BLUES CAREER PLAYOFF HAT-TRICKS</i> |                     |          |             |
|--|---------------------|----------|-------------|
| SEASON   | PLAYER              | DATE     | OPPONENT    |
| 2003-04  | Mike Sillinger      | April 12 | San Jose    |
| 2001-02  | Keith Tkachuk       | May 7    | Detroit     |
| 1999-00  | Scott Young         | April 23 | San Jose    |
| 1994-95  | Brendan Shanahan    | May 13   | Vancouver   |
| 1990-91  | Adam Oates          | April 12 | Detroit     |
| 1988-89  | Peter Zedel         | April 11 | Minnesota   |
| 1987-88  | Tony Hrkac          | April 10 | Chicago     |
| 1985-86  | Greg Paslawski      | April 15 | Minnesota   |
| 1983-84  | Jorgen Pettersson   | April 8  | Detroit     |
| 1971-72  | Frank St. Marseille | April 6  | Minnesota   |
| 1969-70  | Frank St. Marseille | April 28 | Pittsburgh  |
| 1968-69  | Red Berenson        | April 15 | Los Angeles |

## All-Time Playoff Roster

| NO.           | NAME AND POSITION                        | PLAYOFFS |          |          |          |           |
|---------------|--|----------|----------|----------|----------|-----------|
|               |  | GP       | G        | A        | TP       | PIM       |
| 4             | Bruce Affleck (D), 1974-79               | 8        | 0        | 0        | 0        | 0         |
| 9, 36         | Glenn Anderson (RW), 1994-96             | 17       | 2        | 5        | 7        | 55        |
| 12            | Perry Anderson (LW), 1981-85             | 22       | 2        | 0        | 2        | 38        |
| 16            | Ron Anderson (RW), 1969-70               | 1        | 0        | 0        | 0        | 0         |
| 3             | Al Arbour (D), 1967-71                   | 46       | 0        | 4        | 4        | 42        |
| 17, 24        | John Arbour (D), 1970-72                 | 5        | 0        | 0        | 0        | 0         |
| 23            | Blair Atcheynum (RW), 1997-99            | 23       | 1        | 3        | 4        | 8         |
| 55            | Christian Backman (D), 2002-08           | 5        | 0        | 2        | 2        | 4         |
| 10            | Wayne Babych (RW), 1978-84               | 31       | 7        | 8        | 15       | 22        |
| <b>42</b>     | <b>David Backes (RW), 2006-Present</b>   | <b>4</b> | <b>1</b> | <b>2</b> | <b>3</b> | <b>10</b> |
| 25            | Bill Baker (D), 1981-82                  | 4        | 0        | 0        | 0        | 0         |
| 6, 23, 34     | Murray Baron (D), 1991-97, 2003-04       | 42       | 2        | 1        | 3        | 52        |
| 6             | David Barr (RW), 1983-87                 | 13       | 1        | 1        | 2        | 16        |
| 23, 56        | Lubos Bartecko (LW), 1998-2001           | 12       | 1        | 1        | 2        | 2         |
| 28, 41        | Bob Bassen (C), 1990-94, 1999-2000       | 30       | 1        | 5        | 6        | 38        |
| 19            | Eddy Beers (LW), 1985-86                 | 19       | 3        | 4        | 7        | 8         |
| 10            | Bruce Bell (D), 1985-87                  | 18       | 1        | 3        | 4        | 20        |
| 19, 24, 25    | Curt Bennett (LW), 1970-72, 1977-79      | 12       | 0        | 0        | 0        | 12        |
| 2             | Brian Benning (D), 1984-85, 1986-90      | 29       | 3        | 13       | 16       | 58        |
| 7, 9          | Red Berenson (C), 1967-71, 1974-78       | 55       | 21       | 12       | 33       | 41        |
| 4             | Marc Bergevin (D), 1996-2002             | 30       | 1        | 2        | 3        | 26        |
| <b>21</b>     | <b>Patrik Berglund (C), 2008-Present</b> | <b>4</b> | <b>0</b> | <b>0</b> | <b>0</b> | <b>2</b>  |
| 14, 33        | Eric Boguniecki (C), 2000-04             | 9        | 1        | 3        | 4        | 2         |
| 21            | Chris Bordeleau (C), 1970-72             | 5        | 0        | 1        | 1        | 17        |
| 6, 25         | Tim Bothwell (D), 1982-85, 1986-89       | 30       | 0        | 3        | 3        | 40        |
| 19            | Andre Boudrias (LW), 1969-70             | 14       | 2        | 4        | 6        | 4         |
| 6, 10, 28     | Rick Bourbonnais (RW), 1975-78           | 4        | 0        | 1        | 1        | 0         |
| 4             | Charlie Bourgeois (D), 1985-88           | 25       | 2        | 2        | 4        | 143       |
| <b>22, 38</b> | <b>Brad Boyes (RW), 2006-Present</b>     | <b>4</b> | <b>2</b> | <b>1</b> | <b>3</b> | <b>0</b>  |
| 26            | Steve Bozek (LW), 1987-88                | 7        | 1        | 1        | 2        | 6         |
| 36            | Philippe Bozon (LW), 1991-95             | 19       | 2        | 0        | 2        | 31        |
| 40            | Fred Brathwaite (G), 2001-03             | 1        | 0        | 0        | 0        | 0         |
| 2             | Carl Brewer (D), 1970-72                 | 5        | 0        | 2        | 2        | 8         |
| 19            | Rod Brind'Amour (C), 1989-91             | 30       | 9        | 13       | 22       | 20        |
| 21            | Jeff Brown (D), 1989-94                  | 42       | 10       | 28       | 38       | 18        |
| 10, 16        | Jack Brownschilde (D), 1977-84           | 26       | 0        | 5        | 5        | 18        |
| 26            | David Bruce (LW), 1990-91                | 2        | 0        | 0        | 0        | 2         |
| 13            | Valeri Bure (RW), 2002-03                | 6        | 0        | 2        | 2        | 8         |
| 5, 6          | Garth Butcher (D), 1990-94               | 29       | 4        | 4        | 8        | 90        |
| 17            | Jerry Butler (RW), 1975-78               | 7        | 0        | 0        | 0        | 14        |
| 26            | Petr Cajanek (RW), 2002-08               | 7        | 0        | 2        | 2        | 4         |
| 16, 19, 21    | Craig Cameron (RW), 1967-69, 1970-71     | 22       | 3        | 0        | 3        | 15        |
| 10            | Jim Campbell (RW), 1996-2000             | 14       | 8        | 3        | 11       | 18        |
| 21            | Guy Carbonneau (C), 1994-95              | 7        | 1        | 2        | 3        | 6         |
| 33            | Kent Caron (D), 1985-86                  | 8        | 0        | 0        | 0        | 13        |
| 30            | Jacques Caron (G), 1971-73               | 12       | 0        | 0        | 0        | 2         |
| 30            | Jon Casey (G), 1994-97                   | 14       | 0        | 2        | 2        | 8         |
| 17            | Gino Cavallini (LW), 1985-92             | 67       | 14       | 19       | 33       | 62        |
| 14            | Paul Cavallini (D), 1987-93              | 49       | 7        | 15       | 22       | 86        |

# Playoff History

## All-Time Playoff Roster

| NO.        | NAME AND POSITION                         | PLAYOFFS |          |          |          |           |
|------------|---|----------|----------|----------|----------|-----------|
|            |   | GP       | G        | A        | TP       | PIM       |
| 14         | Blair Chapman (RW), 1979-83               | 15       | 2        | 5        | 7        | 6         |
| 39         | Kelly Chase (RW), 1989-94, 1997-2000      | 27       | 1        | 1        | 2        | 100       |
| 27         | Denis Chasse (RW), 1993-96                | 7        | 1        | 7        | 8        | 23        |
| 17         | Guy Chouinard (C), 1983-84                | 5        | 0        | 2        | 2        | 0         |
| 27         | Dave Christian (RW), 1991-92              | 4        | 3        | 0        | 3        | 0         |
| <b>28</b>  | <b>Carlo Colaiacovo (D), 2008-Present</b> | <b>4</b> | <b>0</b> | <b>0</b> | <b>0</b> | <b>2</b>  |
| 21         | Bill Collins (RW), 1973-75                | 2        | 1        | 0        | 1        | 0         |
| 14         | Wayne Connelly (C), 1970-72               | 6        | 2        | 1        | 3        | 0         |
| 22         | Craig Conroy (C), 1996-2001               | 36       | 3        | 5        | 8        | 24        |
| 15, 18     | Daniel Corso (C), 2000-03                 | 14       | 0        | 1        | 1        | 0         |
| 9          | Shayne Corson (LW), 1995-97               | 13       | 8        | 6        | 14       | 22        |
| 9, 14      | Geoff Courtnall (LW), 1990-91, 1995-2000  | 42       | 7        | 16       | 23       | 65        |
| 18, 27     | Bobby Crawford (RW), 1979-80, 1981-83     | 4        | 0        | 0        | 0        | 0         |
| 20         | Adam Creighton (C), 1994-96               | 20       | 3        | 1        | 4        | 24        |
| 12, 19     | Terry Crisp (C), 1967-72                  | 63       | 8        | 15       | 23       | 32        |
| <b>26</b>  | <b>B.J. Crombeen (RW), 2008-Present</b>   | <b>4</b> | <b>0</b> | <b>0</b> | <b>0</b> | <b>12</b> |
| 26         | Mike Crombeen (RW), 1978-83               | 27       | 6        | 2        | 8        | 32        |
| 15         | Tony Currie (RW), 1977-82                 | 13       | 4        | 12       | 16       | 4         |
| 4          | Paul Curtis (D), 1972-73                  | 5        | 0        | 0        | 0        | 2         |
| 17         | Denis Cyr (LW), 1984-86                   | 3        | 0        | 0        | 0        | 0         |
| 22         | Mike Danton (C), 2003-04                  | 5        | 1        | 0        | 1        | 2         |
| 30         | John Davidson (G), 1973-75                | 1        | 0        | 0        | 0        | 0         |
| 27         | Gilbert Delorme (D), 1983-85              | 14       | 1        | 3        | 4        | 11        |
| 9          | Ab DeMarco (D), 1972-74                   | 4        | 1        | 1        | 2        | 2         |
| 38         | Pavol Demitra (LW), 1996-2004             | 66       | 18       | 25       | 43       | 26        |
| 14, 22, 25 | Norm Dennis (C), 1968-72                  | 5        | 0        | 0        | 0        | 2         |
| 34, 37     | Robert Dirk (D), 1987-91                  | 9        | 0        | 1        | 1        | 2         |
| 30, 50     | Reinhard Divis (G), 2001-06               | 1        | 0        | 0        | 0        | 0         |
| 2          | Andre Dore (D), 1982-84                   | 4        | 0        | 1        | 1        | 8         |
| 10         | Dallas Drake (RW), 2000-07                | 35       | 6        | 7        | 13       | 49        |
| 28         | Steve Duchesne (D), 1993-95, 1997-98      | 21       | 0        | 10       | 10       | 10        |
| 23         | Luc Dufour (LW), 1984-85                  | 1        | 0        | 0        | 0        | 2         |
| 32         | Donald Dufresne (D), 1994-96              | 3        | 0        | 0        | 0        | 4         |
| 19         | Blake Dunlop (C), 1979-84                 | 28       | 3        | 8        | 11       | 10        |
| 3          | Andre Dupont (D), 1971-73                 | 11       | 1        | 0        | 1        | 20        |
| 2, 8       | Steve Durbano (D), 1972-74, 1978-79       | 5        | 0        | 2        | 2        | 8         |
| 32         | Mike Eastwood (C), 1997-2003              | 48       | 3        | 4        | 7        | 20        |
| 14         | Tim Ecclestone (LW), 1967-71              | 40       | 6        | 8        | 14       | 70        |
| 15         | Jack Egers (RW), 1971-74                  | 16       | 1        | 5        | 6        | 16        |
| 14         | Todd Elik (C), 1994-95                    | 7        | 4        | 3        | 7        | 2         |
| 6          | Dave Ellett (D), 1999-2000                | 7        | 0        | 1        | 1        | 2         |
| 4          | Kari Eloranta (D), 1981-82                | 5        | 0        | 0        | 0        | 0         |
| 7, 32      | Nelson Emerson (RW), 1990-1993            | 17       | 4        | 9        | 13       | 27        |
| 6          | Chris Evans (D), 1971-75                  | 12       | 1        | 1        | 2        | 8         |
| 18, 19, 32 | Doug Evans (LW), 1985-90                  | 14       | 1        | 2        | 3        | 26        |
| 21         | Todd Ewen (RW), 1986-90                   | 12       | 0        | 0        | 0        | 0         |
| 36         | Glen Featherstone (D), 1988-91            | 27       | 0        | 2        | 2        | 78        |
| 24         | Bernie Federko (C), 1976-89               | 91       | 35       | 66       | 101      | 83        |

## All-Time Playoff Roster

| NO.        | NAME AND POSITION                       | PLAYOFFS  |          |          |          |           |
|------------|---|-----------|----------|----------|----------|-----------|
|            |   | GP        | G        | A        | TP       | PIM       |
| 9, 17      | Denny Felsner (LW), 1991-95             | 10        | 2        | 3        | 5        | 2         |
| 37         | Jeff Finley (D), 1998-2004              | 39        | 1        | 4        | 5        | 28        |
| 12         | Ron Flockhart (C), 1985-88              | 8         | 1        | 3        | 4        | 6         |
| 2, 19, 20  | Ray Fortin (D), 1967-70                 | 6         | 0        | 0        | 0        | 0         |
| 2, 5       | Len Frig (D), 1977-78, 1979-80          | 3         | 0        | 0        | 0        | 0         |
| 31         | Grant Fuhr (G), 1995-99                 | 31        | 0        | 2        | 2        | 8         |
| 19         | Perry Ganchar (RW), 1983-85             | 7         | 3        | 1        | 4        | 0         |
| 3, 4       | Bob Gassoff (D), 1973-77                | 9         | 0        | 1        | 1        | 16        |
| 7          | Greg Gilbert (LW), 1994-96              | 7         | 0        | 3        | 3        | 6         |
| 2          | Curt Giles (D), 1991-93                 | 6         | 1        | 1        | 2        | 2         |
| 5          | Todd Gill (D), 1997-99                  | 10        | 2        | 2        | 4        | 10        |
| 9, 18      | Doug Gilmour (C), 1983-88               | 49        | 17       | 38       | 55       | 71        |
| 23         | Gaston Gingras (D), 1987-89             | 17        | 1        | 4        | 5        | 6         |
| 10         | Phil Goyette (C), 1969-70               | 16        | 3        | 11       | 14       | 6         |
| 99         | Wayne Gretzky (C), 1995-96              | 13        | 2        | 14       | 16       | 0         |
| 5          | Alexei Gusarov (D), 2000-01             | 13        | 0        | 0        | 0        | 4         |
| 1          | Glenn Hall (G), 1967-71                 | 31        | 0        | 0        | 0        | 0         |
| 23         | Jean Hamel (D), 1972-74                 | 2         | 0        | 0        | 0        | 0         |
| 26         | Michal Handzus (C), 1998-2001           | 18        | 0        | 5        | 5        | 14        |
| 2          | Terry Harper (D), 1979-80               | 3         | 0        | 0        | 0        | 2         |
| 2, 29      | Gerry Hart (D), 1980-83                 | 20        | 0        | 3        | 3        | 60        |
| 2          | Doug Harvey (D), 1968-69                | 8         | 0        | 4        | 4        | 12        |
| 29, 40     | Guy Hebert (G), 1991-93                 | 1         | 0        | 0        | 0        | 0         |
| 17, 55     | Jochen Hecht (LW), 1998-2001            | 27        | 8        | 10       | 18       | 6         |
| 44         | Bret Hedican (D), 1991-94               | 15        | 0        | 0        | 0        | 14        |
| 30, 31     | Rick Heinz (RW), 1980-85                | 1         | 0        | 0        | 0        | 0         |
| 21         | Camille Henry (C), 1968-70              | 11        | 2        | 5        | 7        | 0         |
| 23, 34     | Bob Hess (D), 1974-79, 1980-81          | 3         | 0        | 1        | 1        | 2         |
| 18, 61     | Pat Hickey (LW), 1982-85                | 14        | 1        | 1        | 2        | 8         |
| 6          | Sean Hill (D), 2000-02                  | 15        | 0        | 1        | 1        | 12        |
| 13         | Dan Hinote (RW), 2006-09                | 3         | 0        | 0        | 0        | 4         |
| 17, 24, 25 | Larry Hornung (D), 1970-72              | 11        | 0        | 2        | 2        | 2         |
| 33         | Bill Houlder (D), 1994-95               | 4         | 1        | 1        | 2        | 0         |
| 6          | Phil Housley (D), 1993-94               | 4         | 2        | 1        | 3        | 4         |
| 26         | Dave Hrechkosy (LW), 1975-77            | 3         | 1        | 0        | 1        | 2         |
| 18         | Tony Hrkac (C), 1986-90, 1993-94        | 21        | 7        | 2        | 9        | 4         |
| 3, 12, 26  | Fran Huck (C), 1970-71, 1972-73         | 11        | 3        | 4        | 7        | 2         |
| 22         | Charlie Huddy (D), 1995-96              | 13        | 1        | 0        | 1        | 8         |
| 15         | Mike Hudson (C/LW), 1995-96             | 2         | 0        | 1        | 1        | 4         |
| 16         | Brett Hull (RW), 1987-98                | 102       | 67       | 50       | 117      | 51        |
| 20         | Mark Hunter (RW), 1985-88               | 29        | 9        | 13       | 22       | 82        |
| 27         | Ted Irvine (LW), 1975-77                | 6         | 0        | 2        | 2        | 4         |
| 1          | Pat Jablonski (G), 1989-92, 1995-96     | 3         | 0        | 0        | 0        | 0         |
| <b>5</b>   | <b>Barret Jackman (D), 2001-Present</b> | <b>12</b> | <b>0</b> | <b>1</b> | <b>1</b> | <b>21</b> |
| 15         | Craig Janney (C), 1991-95               | 21        | 3        | 18       | 21       | 0         |
| <b>55</b>  | <b>Cam Janssen (RW), 2007-Present</b>   | <b>1</b>  | <b>0</b> | <b>0</b> | <b>0</b> | <b>0</b>  |
| 1, 35      | Brent Johnson (G), 1998-99, 2000-04     | 12        | 0        | 0        | 0        | 4         |
| 23         | Craig Johnson (LW), 1994-96             | 1         | 0        | 0        | 0        | 2         |

# Playoff History

## All-Time Playoff Roster

| NO.        | NAME AND POSITION                    | PLAYOFFS |          |          |          |          |
|------------|--------------------------------------|----------|----------|----------|----------|----------|
|            |                                      | GP       | G        | A        | TP       | PIM      |
| 10         | Mark Johnson (C), 1984-85            | 3        | 0        | 1        | 1        | 0        |
| 17         | Ryan Johnson (C), 2002-08            | 9        | 0        | 2        | 2        | 6        |
| 26         | Terry Johnson (D), 1983-86           | 14       | 0        | 1        | 1        | 44       |
| 1          | Eddie Johnston (G), 1974-78          | 4        | 0        | 0        | 0        | 0        |
| 31         | Curtis Joseph (G), 1989-95           | 34       | 0        | 2        | 2        | 4        |
| 12         | Vitali Karamnov (LW), 1992-95        | 2        | 0        | 0        | 0        | 2        |
| 7          | Alexei Kasatonov (D), 1993-94        | 4        | 2        | 0        | 2        | 2        |
| 17         | Ed Kea (D), 1979-83                  | 24       | 2        | 3        | 5        | 30       |
| 18, 21     | Larry Keenan (LW), 1967-71           | 46       | 15       | 16       | 31       | 12       |
| 29         | Alexander Khavanov (D), 2000-04      | 26       | 5        | 5        | 10       | 18       |
| 13         | Yuri Khmylev (LW), 1995-97           | 6        | 1        | 1        | 2        | 4        |
| 29         | Darin Kimble (RW), 1990-92           | 18       | 0        | 0        | 0        | 45       |
| 28         | Ralph Klassen (C), 1979-84           | 24       | 4        | 2        | 6        | 12       |
| 38         | Igor Korolev (C), 1992-94            | 5        | 0        | 0        | 0        | 0        |
| 5          | Igor Kravchuk (D), 1995-97           | 12       | 1        | 5        | 6        | 6        |
| 46         | Christian Laflamme (D), 2001-04      | 5        | 0        | 0        | 0        | 4        |
| 26         | Mike Lalor (D), 1988-90              | 22       | 1        | 3        | 4        | 45       |
| 22         | Ian Laperriere (C/RW), 1993-96       | 7        | 0        | 4        | 4        | 21       |
| 4, 5       | Guy Lapointe (D), 1981-83            | 11       | 1        | 1        | 2        | 17       |
| 18         | Rick Lapointe (D), 1979-82           | 14       | 2        | 3        | 5        | 24       |
| 12         | Claude Larose (RW), 1974-78          | 9        | 2        | 1        | 3        | 0        |
| 16         | Kevin LaVallee (LW), 1984-86         | 13       | 2        | 2        | 4        | 6        |
| 16         | Brian Lavender (LW), 1971-72         | 3        | 0        | 0        | 0        | 2        |
| 27         | Steve Leach (RW), 1995-97            | 17       | 3        | 2        | 5        | 43       |
| 25         | Chuck Lefley (LW), 1974-77, 1979-81  | 5        | 2        | 2        | 4        | 4        |
| 23         | Alain Lemieux (C), 1981-85           | 4        | 0        | 1        | 1        | 0        |
| 15, 16     | Jocelyn Lemieux (RW), 1986-88        | 10       | 0        | 1        | 1        | 21       |
| 2          | Craig Levie (D), 1984-85             | 1        | 0        | 0        | 0        | 0        |
| 6          | Doug Lidster (D), 1994-95            | 4        | 0        | 0        | 0        | 2        |
| 1          | Mike Liut (G), 1979-85               | 39       | 0        | 0        | 0        | 0        |
| 19         | Jim Lorentz (C/RW), 1970-72          | 6        | 0        | 1        | 1        | 4        |
| 10, 12     | Dave Lowry (LW), 1988-93             | 52       | 5        | 11       | 16       | 112      |
| 17         | Bernie Lukowich (D), 1974-75         | 2        | 0        | 0        | 0        | 0        |
| 2          | Al MacInnis (D), 1994-2004           | 82       | 14       | 44       | 58       | 102      |
| 23, 26     | Dave Mackey (LW), 1991-94            | 3        | 0        | 0        | 0        | 2        |
| 15, 25     | Paul MacLean (RW), 1980-81, 1989-91  | 13       | 4        | 3        | 7        | 20       |
| 21         | Bob MacMillan (RW), 1975-78          | 7        | 0        | 2        | 2        | 0        |
| 22, 23     | Craig MacTavish (C), 1995-97         | 14       | 0        | 2        | 2        | 8        |
| 25         | Connie Madigan (D), 1972-73          | 5        | 0        | 0        | 0        | 4        |
| 44         | Mario Marios (D), 1990-92            | 9        | 0        | 0        | 0        | 37       |
| 30         | Seth Martin (G), 1967-68             | 2        | 0        | 0        | 0        | 0        |
| 12         | Steve Martins (C), 2002-04           | 3        | 0        | 1        | 1        | 0        |
| <b>50</b>  | <b>Chris Mason (G), 2008-Present</b> | <b>4</b> | <b>0</b> | <b>0</b> | <b>0</b> | <b>0</b> |
| 24, 26, 27 | Jamie Masters (D), 1975-77, 1978-79  | 2        | 0        | 0        | 0        | 0        |
| 32, 33     | Stephane Matteau (LW), 1995-97       | 16       | 0        | 2        | 2        | 8        |
| 4          | Bryan Maxwell (D), 1979-81           | 12       | 0        | 1        | 1        | 63       |
| 21         | Jamal Mayers (RW), 1996-2008         | 48       | 5        | 8        | 13       | 20       |

## All-Time Playoff Roster

| NO.            | NAME AND POSITION                       | PLAYOFFS |    |    |    |     |
|----------------|---|----------|----|----|----|-----|
|                |   | GP       | G  | A  | TP | PIM |
| 9, 18          | <b>Jay McClement (C), 2005-Present</b>  | 4        | 0  | 0  | 0  | 4   |
| 19             | Chris McApline (D), 1996-2000           | 27       | 0  | 1  | 1  | 18  |
| 15             | Bill McCreary (LW), 1967-71             | 48       | 6  | 16 | 22 | 14  |
| 20             | Ab McDonald (LW), 1968-71               | 28       | 7  | 11 | 18 | 23  |
| 10             | <b>Andy McDonald (LW), 2007-Present</b> | 4        | 1  | 3  | 4  | 0   |
| 30             | Peter McDuffe (G), 1971-72              | 1        | 0  | 0  | 0  | 0   |
| 74, 77         | Jay McKee (D), 2006-2009                | 4        | 0  | 0  | 0  | 4   |
| 10             | Tony McKegney (LW), 1987-89             | 12       | 3  | 7  | 10 | 8   |
| 17             | Don McKenney (C), 1967-68               | 6        | 1  | 1  | 2  | 2   |
| 29             | Jamie McLennan (G), 1997-2000           | 2        | 0  | 0  | 0  | 6   |
| 17             | Basil McRae (LW), 1992-96               | 22       | 2  | 2  | 4  | 40  |
| 22             | Rick Meagher (C), 1985-91               | 62       | 8  | 7  | 15 | 41  |
| 19             | Scott Mellanby (RW), 2000-04            | 35       | 10 | 8  | 18 | 47  |
| 10, 19, 20     | Wayne Merrick (C), 1972-76              | 7        | 1  | 2  | 3  | 2   |
| 12             | Joe Micheletti (D), 1979-82             | 11       | 1  | 11 | 12 | 10  |
| 37             | Kevin Miehm (C), 1992-94                | 2        | 0  | 1  | 1  | 0   |
| 29             | Greg Millen (G), 1984-90                | 35       | 0  | 0  | 0  | 4   |
| 14             | Kevin Miller (C), 1992-95               | 13       | 1  | 3  | 4  | 15  |
| 26, 27         | Sergio Momesso (LW), 1988-91, 1996-97   | 25       | 5  | 7  | 12 | 93  |
| 41             | Michel Mongeau (C), 1989-92             | 2        | 0  | 1  | 1  | 0   |
| 12             | Dickie Moore (LW), 1967-68              | 18       | 7  | 7  | 14 | 15  |
| 10             | George Morrison (LW), 1970-72           | 3        | 0  | 0  | 0  | 0   |
| 7              | Joe Mullen (RW), 1979-86                | 20       | 9  | 11 | 20 | 4   |
| 17, 21         | Joe Murphy (RW), 1996-98                | 6        | 1  | 1  | 2  | 10  |
| 14             | Mike Murphy (RW), 1971-73               | 11       | 2  | 3  | 5  | 6   |
| 12, 47         | Ladislav Nagy (LW), 1999-2001           | 6        | 1  | 1  | 2  | 0   |
| 9              | Tyson Nash (LW), 1998-2003              | 23       | 3  | 2  | 5  | 52  |
| 27             | Ric Nattress (D), 1985-87               | 24       | 1  | 4  | 5  | 26  |
| 93             | Petr Nedved (C), 1993-94                | 4        | 0  | 1  | 1  | 4   |
| 28             | Brian Noonan (RW), 1995-97              | 13       | 4  | 1  | 5  | 10  |
| 5              | Jeff Norton (D), 1994-96                | 7        | 1  | 1  | 2  | 11  |
| 20, 23         | Lee Norwood (D), 1985-86, 1991-93       | 20       | 2  | 8  | 10 | 64  |
| 12             | Adam Oates (C), 1989-92                 | 25       | 9  | 25 | 34 | 14  |
| 20             | Gerry Odrowski (D), 1971-72             | 11       | 0  | 0  | 0  | 8   |
| 35             | Christer Olsson (D), 1995-97            | 3        | 0  | 0  | 0  | 0   |
| 30             | Chris Osgood (G), 2002-04               | 12       | 0  | 1  | 1  | 4   |
| 22             | Danny O'Shea (C), 1971-73               | 15       | 0  | 2  | 2  | 38  |
| 21             | Kevin O'Shea (RW), 1971-73              | 12       | 2  | 1  | 3  | 10  |
| 74             | <b>T.J. Oshie (C), 2008-Present</b>     | 4        | 0  | 0  | 0  | 2   |
| 14, 19, 24, 27 | Doug Palazzari (C), 1974-75, 1976-79    | 2        | 0  | 0  | 0  | 0   |
| 28             | Greg Paslawski (RW), 1983-89            | 47       | 15 | 10 | 25 | 25  |
| 6              | Larry Patey (C), 1975-84                | 35       | 8  | 9  | 17 | 51  |
| 27             | Craig Patrick (RW), 1974-75             | 2        | 0  | 1  | 1  | 0   |
| 35             | Jim Pavese (D), 1981-88                 | 29       | 0  | 5  | 5  | 66  |
| 12, 27         | Rob Pearson (RW), 1995-97               | 2        | 0  | 0  | 0  | 14  |
| 18,33,36,39    | Scott Pellerin (LW), 1996-2000, 2003-04 | 31       | 1  | 2  | 3  | 22  |
| 20             | Mike Peluso (LW), 1996-97               | 5        | 0  | 0  | 0  | 25  |
| 57             | <b>David Perron (LW), 2007-Present</b>  | 4        | 1  | 1  | 2  | 4   |
| 7, 28          | Ricard Persson (D), 1996-2000           | 22       | 1  | 3  | 4  | 44  |

# Playoff History

## All-Time Playoff Roster

| NO.            | NAME AND POSITION                      | PLAYOFFS |          |          |          |          |
|----------------|--|----------|----------|----------|----------|----------|
|                |  | GP       | G        | A        | TP       | PIM      |
| 36             | Robert Petrovicky (C), 1996-97         | 2        | 0        | 0        | 0        | 0        |
| 22             | Jorgen Pettersson (LW), 1980-85        | 36       | 14       | 10       | 24       | 2        |
| 34             | Michel Picard (LW), 1997-99            | 5        | 0        | 0        | 0        | 0        |
| 4, 12          | Noel Picard (D), 1967-73               | 47       | 2        | 10       | 12       | 167      |
| 2              | Dave Pichette (D), 1983-84             | 9        | 1        | 2        | 3        | 18       |
| 8              | Barclay Plager (D), 1967-77            | 68       | 3        | 20       | 23       | 182      |
| 22, 23         | Billy Plager (D), 1968-72              | 19       | 0        | 0        | 0        | 18       |
| 5              | Bob Plager (D), 1967-78                | 74       | 2        | 17       | 19       | 195      |
| 1, 30          | Jacques Plante (G), 1968-70            | 16       | 0        | 1        | 1        | 2        |
| 16             | Pierre Plante (RW), 1972-77            | 14       | 2        | 0        | 2        | 31       |
| 25             | Shjon Podein (LW), 2001-03             | 17       | 0        | 1        | 1        | 12       |
| 20             | Rudy Poeschek (D), 1997-2000           | 2        | 0        | 0        | 0        | 6        |
| <b>46</b>      | <b>Roman Polak (D), 2006-Present</b>   | <b>4</b> | <b>0</b> | <b>0</b> | <b>0</b> | <b>0</b> |
| 25             | Vitali Prokhorov (LW), 1992-95         | 4        | 0        | 0        | 0        | 0        |
| 44             | Chris Pronger (D), 1995-2004           | 85       | 10       | 41       | 51       | 210      |
| 7              | Dan Quinn (C), 1990-91                 | 13       | 4        | 7        | 11       | 32       |
| 33             | Stephane Quintal (D), 1991-93          | 13       | 1        | 2        | 3        | 14       |
| 29             | Bruce Racine (G), 1995-96              | 1        | 0        | 0        | 0        | 0        |
| 25             | Herb Raglan (RW), 1985-91              | 32       | 3        | 6        | 9        | 50       |
| 5              | Rob Ramage (D), 1982-88                | 43       | 5        | 26       | 31       | 147      |
| 15             | Marty Reasoner (C), 1998-2001          | 17       | 5        | 2        | 7        | 4        |
| 15, 33         | Mark Reeds (RW), 1981-87               | 53       | 8        | 9        | 17       | 23       |
| 28             | Todd Reirden (D), 1999-2001            | 5        | 0        | 1        | 1        | 0        |
| 25             | Pascal Rheaume (C), 1997-2001, 2003-04 | 21       | 2        | 4        | 6        | 14       |
| 30             | Vincent Riendeau (G), 1988-92          | 21       | 0        | 0        | 0        | 0        |
| 19             | Stephane Richer (RW), 1999-2000        | 3        | 1        | 0        | 1        | 0        |
| 6, 20          | Jamie Rivers (D), 1995-99, 2006-07     | 9        | 1        | 1        | 2        | 2        |
| 17             | Phil Roberto (RW), 1971-75             | 16       | 9        | 7        | 16       | 33       |
| 12,15,21,22,37 | David Roberts (LW), 1993-96            | 9        | 0        | 0        | 0        | 16       |
| 4, 44          | Gordie Roberts (D), 1987-91            | 30       | 2        | 11       | 13       | 67       |
| 6, 26          | Jim Roberts (D/RW), 1967-72, 1977-78   | 52       | 9        | 9        | 18       | 70       |
| 7              | Cliff Ronning (C), 1986-89, 1990-91    | 16       | 2        | 5        | 7        | 2        |
| 22, 62         | Martin Rucinsky (LW), 2002-03, 2006-08 | 7        | 4        | 2        | 6        | 4        |
| 42             | Mark Rycroft (RW), 2001-02, 2003-06    | 3        | 0        | 0        | 0        | 2        |
| 11, 20         | Gary Sabourin (RW), 1967-74            | 62       | 19       | 11       | 30       | 58       |
| 2              | Lawrence Sacharuk (D), 1974-75         | 2        | 1        | 1        | 2        | 2        |
| 9              | Frank St. Marseille (RW), 1967-73      | 62       | 19       | 24       | 43       | 16       |
| 27             | Bryce Salvador (D), 2000-08            | 36       | 2        | 1        | 3        | 26       |
| 19             | Derek Sanderson (C), 1975-77           | 3        | 1        | 0        | 1        | 0        |
| 49             | Brian Savage (LW), 2003-04             | 5        | 1        | 1        | 2        | 0        |
| 8, 10          | Ron Schock (C), 1967-69                | 24       | 2        | 4        | 6        | 6        |
| 18             | Brit Selby (LW), 1970-72               | 1        | 0        | 0        | 0        | 0        |
| 19             | Brendan Shanahan (LW), 1991-95         | 26       | 12       | 16       | 28       | 50       |
| 28             | Brad Shaw (D), 1998-99                 | 4        | 0        | 0        | 0        | 0        |
| 18             | Mike Sillinger (C), 2003-06            | 5        | 3        | 1        | 4        | 6        |
| 33             | Reid Simpson (LW), 2000-01             | 5        | 0        | 0        | 0        | 2        |
| 2              | Rick Smith (D), 1975-77                | 3        | 0        | 1        | 1        | 4        |
| 5, 27          | Harold Snepsts (D), 1989-91            | 19       | 0        | 3        | 3        | 50       |
| 31             | Ed Stanowski (G), 1975-81              | 6        | 0        | 0        | 0        | 0        |

## All-Time Playoff Roster

| NO.         | NAME AND POSITION                         | GP        | PLAYOFFS |           |           |           |
|-------------|---|-----------|----------|-----------|-----------|-----------|
|             |   |           | G        | A         | TP        | PIM       |
| 26          | Peter Stastny (C), 1993-95                | 4         | 0        | 0         | 0         | 2         |
| <b>20</b>   | <b>Alex Steen (C), 2008-Present</b>       | <b>4</b>  | <b>0</b> | <b>1</b>  | <b>1</b>  | <b>0</b>  |
| 1,25,30     | Wayne Stephenson (G), 1971-74             | 3         | 0        | 0         | 0         | 0         |
| 2           | Scott Stevens (D), 1990-91                | 13        | 0        | 3         | 3         | 36        |
| 20, 33      | Bill Stewart (D), 1980-83                 | 4         | 1        | 0         | 1         | 11        |
| 12, 61      | Cory Stillman (LW), 2000-03               | 30        | 5        | 9         | 14        | 12        |
| 22          | Bill Sutherland (C), 1970-72              | 1         | 0        | 0         | 0         | 0         |
| 11          | Brian Sutter (LW), 1976-88                | 65        | 21       | 21        | 42        | 249       |
| 23          | Rich Sutter (RW), 1989-93                 | 42        | 6        | 4         | 10        | 73        |
| 22          | Ron Sutter (C), 1991-94                   | 6         | 1        | 3         | 4         | 8         |
| 33          | Ken Sutton (D), 1995-96                   | 1         | 1        | 10        | 11        | 30        |
| 17, 22      | Jean-Guy Talbot (D), 1967-71              | 45        | 1        | 10        | 11        | 30        |
| 40          | Dave Thomlinson (LW), 1989-91             | 9         | 3        | 1         | 4         | 4         |
| 15, 18      | Floyd Thomson (LW), 1971-78, 1979-80      | 10        | 0        | 2         | 2         | 6         |
| 10          | Esa Tikkanen (LW), 1994-96                | 7         | 2        | 2         | 4         | 20        |
| 20          | Tom Tilley (D), 1988-91, 1993-94          | 14        | 1        | 3         | 4         | 19        |
| <b>7</b>    | <b>Keith Tkachuk (LW), 2000-Present</b>   | <b>41</b> | <b>8</b> | <b>17</b> | <b>25</b> | <b>64</b> |
| 9           | Darren Turcotte (C), 1997-98              | 10        | 0        | 0         | 0         | 2         |
| 1           | Roman Turek (G), 1999-2001                | 21        | 0        | 0         | 0         | 2         |
| 77          | Pierre Turgeon (C), 1996-2001             | 50        | 14       | 31        | 45        | 12        |
| 9, 19       | Perry Turnbull (C), 1979-84, 1987-88      | 13        | 5        | 3         | 8         | 29        |
| 35          | Steve Tuttle (RW), 1988-91                | 17        | 1        | 6         | 7         | 2         |
| 18, 6       | Tony Twist (LW), 1989-90, 1994-99         | 18        | 1        | 1         | 2         | 22        |
| 7           | Garry Unger (C), 1970-79                  | 31        | 11       | 14        | 25        | 72        |
| 7, 43       | Mike Van Ryn (D), 2000-03                 | 9         | 0        | 0         | 0         | 0         |
| 17, 36      | Sergei Varlamov (LW), 2001-03             | 1         | 0        | 0         | 0         | 2         |
| 12,16,20,26 | Gary Veneruzzo (W), 1967-68, 1971-72      | 9         | 0        | 2         | 2         | 2         |
| 5, 32       | Alain Vigneault (D), 1981-83              | 4         | 0        | 1         | 1         | 26        |
| 1, 31       | Ernie Wakely (G), 1969-72                 | 10        | 0        | 0         | 0         | 0         |
| 28          | Matt Walker (D), 2002-08                  | 4         | 0        | 0         | 0         | 0         |
| 30          | Rick Wamsley (G), 1984-88                 | 14        | 0        | 0         | 0         | 0         |
| <b>43</b>   | <b>Mike Weaver (D), 2008-Present</b>      | <b>4</b>  | <b>0</b> | <b>0</b>  | <b>0</b>  | <b>0</b>  |
| 39          | Doug Weight (C), 2001-06, 2007-08         | 22        | 8        | 10        | 18        | 12        |
| 6           | Eric Weinrich (D), 2003-06                | 5         | 0        | 1         | 1         | 0         |
| 26          | Jay Wells (D), 1995-96                    | 12        | 0        | 1         | 1         | 2         |
| 36          | Rob Whistle (D), 1987-88                  | 1         | 0        | 0         | 0         | 0         |
| 14          | Doug Wickenheiser (C), 1983-87            | 36        | 4        | 7         | 11        | 16        |
| <b>15</b>   | <b>Brad Winchester (LW), 2008-Present</b> | <b>4</b>  | <b>0</b> | <b>0</b>  | <b>0</b>  | <b>10</b> |
| 22          | Richard G. Wilson (D), 1974-76            | 3         | 0        | 0         | 0         | 0         |
| 4, 34       | Rik Wilson (D), 1981-86                   | 22        | 0        | 4         | 4         | 23        |
| 18          | Ron Wilson (C), 1989-93                   | 36        | 3        | 6         | 9         | 58        |
| 29          | Jeff Woywitka (D), 2005-2009              | 4         | 0        | 0         | 0         | 0         |
| 27          | Terry Yake (C), 1997-2000                 | 23        | 3        | 3         | 6         | 20        |
| 37          | Harry York (C), 1996-98                   | 5         | 0        | 0         | 0         | 2         |
| 48          | Scott Young (RW), 1998-2002               | 44        | 19       | 16        | 35        | 22        |
| 9, 25       | Peter Zedel (C), 1988-90, 1995-97         | 32        | 10       | 13        | 23        | 10        |
| 2, 4        | Rick Zombo (D), 1991-95                   | 24        | 0        | 3         | 3         | 37        |
| 21          | Mike Zuke (C), 1978-83                    | 26        | 6        | 6         | 12        | 12        |

# Playoff History

## All-Time Playoff Offensive Leaders

### GAMES PLAYED

|    |                |     |
|----|----------------|-----|
| 1  | Brett Hull     | 102 |
| 2  | Bernie Federko | 91  |
| 3  | Chris Pronger  | 85  |
| 4  | Al MacInnis    | 82  |
| 5  | Bob Plager     | 74  |
| 6  | Barclay Plager | 68  |
| 7  | Gino Cavallini | 67  |
| 8  | Pavol Demitra  | 66  |
| 9  | Brian Sutter   | 65  |
| 10 | Terry Crisp    | 63  |

### ASSISTS

|   |                |    |
|---|----------------|----|
| 1 | Bernie Federko | 66 |
| 2 | Brett Hull     | 50 |
| 3 | Al MacInnis    | 44 |
| 4 | Chris Pronger  | 41 |
| 5 | Doug Gilmour   | 38 |
| 6 | Pierre Turgeon | 31 |
| 7 | Jeff Brown     | 28 |
| 8 | Rob Ramage     | 26 |
| 9 | Pavol Demitra  | 25 |
|   | Adam Oates     | 25 |

### POINTS

|    |                     |     |
|----|---------------------|-----|
| 1  | Brett Hull          | 117 |
| 2  | Bernie Federko      | 101 |
| 3  | Al MacInnis         | 58  |
| 4  | Doug Gilmour        | 55  |
| 5  | Chris Pronger       | 51  |
| 6  | Pierre Turgeon      | 45  |
| 7  | Pavol Demitra       | 43  |
|    | Frank St. Marseille | 43  |
| 9  | Brian Sutter        | 42  |
| 10 | Jeff Brown          | 38  |

### PENALTY MINUTES

|    |                   |     |
|----|-------------------|-----|
| 1  | Brian Sutter      | 249 |
| 2  | Chris Pronger     | 210 |
| 3  | Bob Plager        | 195 |
| 4  | Barclay Plager    | 182 |
| 5  | Noel Picard       | 167 |
| 6  | Rob Ramage        | 147 |
| 7  | Charlie Bourgeois | 143 |
| 8  | Dave Lowry        | 112 |
| 9  | Al MacInnis       | 102 |
| 10 | Kelly Chase       | 100 |

### GOALS

|    |                     |    |
|----|---------------------|----|
| 1  | Brett Hull          | 67 |
| 2  | Bernie Federko      | 35 |
| 3  | Red Berenson        | 21 |
|    | Brian Sutter        | 21 |
| 5  | Gary Sabourin       | 19 |
|    | Frank St. Marseille | 19 |
|    | Scott Young         | 19 |
| 8  | Pavol Demitra       | 18 |
| 9  | Doug Gilmour        | 17 |
| 10 | Larry Keenan        | 15 |
|    | Greg Paslawski      | 15 |

## All-Time Playoff Goaltending Roster

| NO.       | NAME                             | GOALTENDERS |          |            |           |             |
|-----------|----------------------------------|-------------|----------|------------|-----------|-------------|
|           |                                  | W-L         | GP       | MINS       | GA        | AVG         |
| 40        | Fred Brathwaite, 2001-03         | 0-0         | 1        | 1          | 0         | 0.00        |
| 30        | Jacques Caron, 1971-73           | 4-7         | 12       | 639        | 34        | 3.19        |
| 30        | Jon Casey, 1994-1997             | 6-7         | 14       | 777        | 38        | 2.93        |
| 30        | John Davidson, 1973-75           | 0-1         | 1        | 60         | 4         | 4.00        |
| 30, 50    | Reinhard Divis, 2001-Present     | 0-0         | 1        | 18         | 0         | 0.00        |
| 31        | Grant Fuhr, 1995-99              | 15-14       | 31       | 1,832      | 73        | 2.39        |
| 1         | Glenn Hall, 1967-71              | 12-18       | 31       | 1,843      | 80        | 2.60        |
| 29, 31    | Glen Hanlon, 1981-83             | 0-2         | 3        | 109        | 9         | 4.95        |
| 29, 40    | Guy Hebert, 1991-93              | 0-0         | 1        | 2          | 0         | 0.00        |
| 30, 31    | Rick Heinz, 1980-85              | 0-0         | 1        | 8          | 1         | 7.50        |
| 1         | Pat Jablonski, 1989-92, 1995-96  | 0-0         | 3        | 90         | 5         | 3.33        |
| 1, 35     | Brent Johnson, 1998-99, 2000-04  | 5-6         | 12       | 652        | 20        | 1.84        |
| 1         | Eddie Johnston, 1974-78          | 0-3         | 4        | 198        | 14        | 4.24        |
| 31        | Curtis Joseph, 1989-95           | 16-16       | 34       | 2,059      | 107       | 3.12        |
| 1         | Mike Liut, 1979-85               | 17-20       | 39       | 2,326      | 133       | 3.43        |
| 30        | Seth Martin, 1967-68             | 0-0         | 2        | 73         | 5         | 4.11        |
| <b>50</b> | <b>Chris Mason, 2008-Present</b> | <b>0-4</b>  | <b>4</b> | <b>256</b> | <b>10</b> | <b>2.34</b> |
| 30        | Peter McDuffe, 1971-72           | 0-1         | 1        | 60         | 7         | 7.00        |
| 29        | Jamie McLennan, 1997-00          | 0-1         | 2        | 51         | 1         | 1.18        |
| 29        | Greg Millen, 1984-90             | 17-17       | 35       | 2,145      | 113       | 3.16        |
| 30        | Chris Osgood, 2002-2004          | 4-8         | 12       | 704        | 29        | 2.47        |
| 1, 30     | Jacques Plante, 1968-70          | 12-3        | 16       | 913        | 22        | 1.45        |
| 29        | Bruce Racine, 1995-96            | 0-0         | 1        | 1          | 0         | 0.00        |
| 30        | Vincent Riendeau, 1988-92        | 9-11        | 21       | 1,084      | 59        | 3.27        |
| 31        | Ed Staniowski, 1975-81           | 1-4         | 6        | 308        | 16        | 3.12        |
| 1, 25, 30 | Wayne Stephenson, 1971-74        | 1-2         | 3        | 160        | 14        | 5.25        |
| 1         | Roman Turek, 1999-01             | 12-9        | 21       | 1,323      | 50        | 2.27        |
| 1, 31     | Ernie Wakely, 1969-72            | 2-6         | 10       | 509        | 37        | 4.36        |
| 30        | Rick Wamsley, 1984-88            | 5-9         | 14       | 809        | 49        | 3.63        |

# Playoff History

## All-Time Playoff Goaltending Leaders

### GAMES PLAYED

|   |                  |    |
|---|------------------|----|
| 1 | Mike Liut        | 39 |
| 2 | Greg Millen      | 35 |
| 3 | Curtis Joseph    | 34 |
| 4 | Grant Fuhr       | 31 |
|   | Glenn Hall       | 31 |
| 6 | Roman Turek      | 21 |
|   | Vincent Riendeau | 21 |
| 8 | Jacques Plante   | 16 |
| 9 | Rick Wamsley     | 14 |
|   | Jon Casey        | 14 |

### WINS

|    |                  |    |
|----|------------------|----|
| 1  | Mike Liut        | 17 |
|    | Greg Millen      | 17 |
| 3  | Curtis Joseph    | 16 |
| 4  | Grant Fuhr       | 15 |
| 5  | Glenn Hall       | 12 |
|    | Jacques Plante   | 12 |
|    | Roman Turek      | 12 |
| 8  | Vincent Riendeau | 9  |
| 9  | Jon Casey        | 6  |
| 10 | Brent Johnson    | 5  |
|    | Rick Wamsley     | 5  |

### SHUTOUTS

|   |                  |   |
|---|------------------|---|
| 1 | Jacques Plante   | 4 |
| 2 | Grant Fuhr       | 3 |
|   | Brent Johnson    | 3 |
| 4 | Curtis Joseph    | 2 |
| 5 | Jon Casey        | 1 |
|   | Glenn Hall       | 1 |
|   | Mike Liut        | 1 |
|   | Chris Osgood     | 1 |
|   | Vincent Riendeau | 1 |
|   | Ernie Wakely     | 1 |

### MINUTES PLAYED

|    |                  |       |
|----|------------------|-------|
| 1  | Mike Liut        | 2,326 |
| 2  | Greg Millen      | 2,145 |
| 3  | Curtis Joseph    | 2,059 |
| 4  | Glenn Hall       | 1,843 |
| 5  | Grant Fuhr       | 1,832 |
| 6  | Roman Turek      | 1,323 |
| 7  | Vincent Riendeau | 1,084 |
| 8  | Jacques Plante   | 913   |
| 9  | Rick Wamsley     | 809   |
| 10 | Jon Casey        | 777   |

### \*GOALS-AGAINST AVERAGE

|   |               |      |
|---|---------------|------|
| 1 | Grant Fuhr    | 2.39 |
| 2 | Glenn Hall    | 2.60 |
| 3 | Curtis Joseph | 3.12 |
| 4 | Greg Millen   | 3.16 |
| 5 | Mike Liut     | 3.43 |

\*Minimum 25 Games Played

## All-Time Playoff Overtime Games

### ST. LOUIS BLUES ALL-TIME PLAYOFF OVERTIME BREAKDOWN VERSUS NHL

| VERSUS           | HOME      |             | ROAD      |             | OVERALL   |              |
|------------------|-----------|-------------|-----------|-------------|-----------|--------------|
|                  | GP        | W-L         | GP        | W-L         | GP        | W-L          |
| Boston           | 0         | 0-0         | 1         | 0-1         | 1         | 0-1          |
| Buffalo          | 0         | 0-0         | 2         | 0-2         | 2         | 0-2          |
| Calgary          | 1         | 1-0         | 0         | 0-0         | 1         | 1-0          |
| Chicago          | 4         | 4-0         | 1         | 0-1         | 5         | 4-1          |
| Colorado         | 2         | 1-1         | 1         | 0-1         | 3         | 1-2          |
| Dallas/Minnesota | 10        | 8-2         | 6         | 2-4         | 16        | 10-6         |
| Detroit          | 2         | 1-1         | 3         | 2-1         | 5         | 3-2          |
| Montreal         | 1         | 0-1         | 1         | 0-1         | 2         | 0-2          |
| Philadelphia     | 2         | 1-1         | 0         | 0-0         | 2         | 1-1          |
| Phoenix          | 0         | 0-0         | 3         | 2-1         | 3         | 2-1          |
| Pittsburgh       | 1         | 1-0         | 0         | 0-0         | 1         | 1-0          |
| San Jose         | 1         | 1-0         | 1         | 0-1         | 2         | 1-1          |
| Toronto          | 3         | 2-1         | 5         | 2-3         | 8         | 4-4          |
| Vancouver        | 2         | 0-2         | 0         | 0-0         | 2         | 0-2          |
| <b>Totals</b>    | <b>29</b> | <b>20-9</b> | <b>24</b> | <b>8-16</b> | <b>53</b> | <b>28-25</b> |

# Playoff History

## All-Time Playoff Overtime Games

| OVERTIME GAMES |      | VERSUS     | SCORE  | RESULT | GWG          | TIME OF GOAL |
|----------------|------|------------|--------|--------|--------------|--------------|
| YEAR           | DATE |            |        |        |              |              |
| 2009           | 4/21 | Vancouver  | 2-3    | L      | Burrows      | 19:41        |
| 2004           | 4/8  | @ San Jose | 0-1    | L      | Dimitrakos   | 9:16         |
| 2001           | 5/21 | @ Colorado | 1-2    | L      | Sakic        | :24          |
|                | 5/18 | Colorado   | 3-4    | L      | Yelle        | 4:23         |
|                | 5/16 | Colorado   | 4-3    | W      | Young        | 30:27        |
|                | 5/1  | Dallas     | 3-2    | W      | Stillman     | 29:26        |
|                | 4/19 | San Jose   | 3-2    | W      | Salvador     | 9:54         |
|                | 1999 | 5/17       | Dallas | 1-2    | L            | Modano       |
| 5/12           |      | Dallas     | 3-2    | W      | Turgeon      | 5:52         |
| 5/10           |      | Dallas     | 3-2    | W      | Demitra      | 2:43         |
| 5/8            |      | @ Dallas   | 4-5    | L      | Nieuwendyk   | 8:22         |
| 5/4            |      | @ Phoenix  | 1-0    | W      | Turgeon      | 17:59        |
| 4/30           |      | @ Phoenix  | 2-1    | W      | Young        | 5:43         |
| 4/24           |      | @ Phoenix  | 3-4    | L      | Doan         | 8:58         |
| 5/12           |      | Detroit    | 2-3    | L      | Shanahan     | 31:12        |
| 1996           | 5/16 | @ Detroit  | 0-1    | L      | Yzerman      | 21:15        |
|                | 5/8  | Detroit    | 5-4    | W      | Kravchuk     | 3:23         |
|                | 4/25 | @ Toronto  | 4-5    | L      | Gartner      | 7:31         |
|                | 4/21 | Toronto    | 3-2    | W      | Anderson     | 1:24         |
|                | 4/18 | @ Toronto  | 4-5    | L      | Sundin       | 4:02         |
| 1995           | 5/15 | Vancouver  | 5-6    | L      | Ronning      | 1:48         |
| 1994           | 4/22 | Dallas     | 4-5    | L      | P. Cavallini | 8:34         |
| 1993           | 5/5  | @ Toronto  | 2-1    | W      | Brown        | 23:03        |
|                | 5/3  | @ Toronto  | 1-2    | L      | Gilmour      | 23:16        |
|                | 4/25 | Chicago    | 4-3    | W      | Janney       | 10:43        |
| 1992           | 4/22 | Chicago    | 5-4    | W      | Hull         | 23:33        |
| 1990           | 4/8  | @ Toronto  | 6-5    | W      | Momesso      | 6:04         |



## All-Time Playoff Overtime Games

| <b>OVERTIME GAMES</b> |             |               |              |               |              |                     |
|-----------------------|-------------|---------------|--------------|---------------|--------------|---------------------|
| <b>YEAR</b>           | <b>DATE</b> | <b>VERSUS</b> | <b>SCORE</b> | <b>RESULT</b> | <b>GWG</b>   | <b>TIME OF GOAL</b> |
| 1989                  | 4/20        | Chicago       | 5-4          | W             | Hrkac        | 33:49               |
|                       | 4/6         | Minnesota     | 4-3          | W             | Meagher      | 5:30                |
|                       | 4/5         | Minnesota     | 4-3          | W             | Hull         | 11:55               |
| 1987                  | 4/9         | Toronto       | 2-3          | L             | Lanz         | 10:17               |
| 1986                  | 5/12        | Calgary       | 6-5          | W             | Wickenheiser | 7:30                |
|                       | 4/26        | Toronto       | 4-3          | W             | Reeds        | 7:11                |
| 1984                  | 4/22        | @ Minnesota   | 3-4          | L             | Payne        | 6:00                |
|                       | 4/13        | @ Minnesota   | 4-3          | W             | Gilmour      | 16:16               |
|                       | 4/8         | @ Detroit     | 3-2          | W             | Pettersson   | 2:42                |
|                       | 4/7         | @ Detroit     | 4-3          | W             | Reeds        | 37:07               |
| 1982                  | 4/21        | Chicago       | 3-2          | W             | Federko      | 3:28                |
| 1981                  | 4/14        | Pittsburgh    | 4-3          | W             | Crombeen     | 25:16               |
| 1980                  | 4/8         | @ Chicago     | 2-3          | L             | Lecuyer      | 12:34               |
| 1976                  | 4/8         | @ Buffalo     | 1-2          | L             | Luce         | 14:27               |
|                       | 4/6         | @ Buffalo     | 2-3          | L             | Gare         | 11:43               |
| 1972                  | 4/15        | @ Minnesota   | 2-1          | W             | K. O'Shea    | 10:07               |
|                       | 4/6         | @ Minnesota   | 5-6          | L             | Goldsworthy  | 1:36                |
| 1970                  | 5/10        | @ Boston      | 3-4          | L             | Orr          | :40                 |
| 1968                  | 5/9         | @ Montreal    | 3-4          | L             | Rousseau     | 1:13                |
|                       | 5/5         | Montreal      | 2-3          | L             | Lemaire      | 1:41                |
|                       | 5/3         | Minnesota     | 2-1          | W             | Schock       | 22:50               |
|                       | 4/29        | Minnesota     | 3-2          | W             | McCreary     | 17:27               |
|                       | 4/27        | Minnesota     | 4-3          | W             | Sabourin     | 1:32                |
|                       | 4/22        | @ Minnesota   | 2-3          | L             | MacDonald    | 3:41                |
|                       | 4/16        | Philadelphia  | 1-2          | L             | Blackburn    | 11:18               |
|                       | 4/10        | Philadelphia  | 3-2          | W             | Keenan       | 4:10                |



# 2009-10 MISCELLANEOUS INFORMATION





**New York** 1185 Avenue of the Americas  
 New York, NY 10036  
 212-789-2000  
 Fax: 212-789-2020  
 Communications Fax: 212-789-2080

**Toronto** 50 Bay Street  
 11th Floor  
 Toronto, Ontario, M5J 2X8  
 416-359-7900  
 Communications Fax: 416-981-2769

**Montréal** 1800 McGill College Avenue  
 Suite 2600  
 Montréal, Québec, H3A 3J6  
 514-841-9220  
 Fax: 514-841-1070

## Executive

Commissioner ..... Gary B. Bettman  
 Deputy Commissioner ..... William Daly  
 Chief Operating Officer ..... John Collins  
 Senior Executive Vice President  
 of Hockey Operations ..... Colin Campbell



Gary B. Bettman



William Daly

## Communications

Senior Vice President, Public Relations &  
 Media (Toronto) ..... Gary Meagher  
 Senior Vice President, Corporate  
 Communications ..... Bernadette Mansur  
 Group Vice President,  
 Public Relations ..... Frank Brown  
 Vice President, Public Relations &  
 Player Development ..... Jamey Horan  
 Statistician and Information Officer  
 (Toronto) ..... Benny Ercolani  
 Senior Director, News Services ..... Greg Inglis  
 Director, Media Relations ..... John Dellapina

Director, Public Relations  
 (Toronto) ..... Julie Young  
 Senior Publicist, Corporate  
 Communications ..... Kerry McGovern  
 Senior Manager, Public Relations  
 (Toronto) ..... David Keon  
 Manager, Public Relations ... Schuyler Baehman  
 Manager, Public Relations  
 (Toronto) ..... Jennifer Raimondi  
 Assistant, Public Relations .... Celeste Velasco



## NHL On-Ice Officials

### REFEREES

| <b>Name</b>           | <b>Sweater #</b> |
|-----------------------|------------------|
| Auger, Stephane       | 15               |
| *Banfield, David      | 44               |
| *Charron, Frances     | 46               |
| *Ciamaga, Chris       | 41               |
| Devorski, Paul        | 10               |
| Dwyer, Gord           | 19               |
| Fraser, Kerry         | 2                |
| Furlatt, Eric         | 27               |
| Hasenfratz, Mike      | 30               |
| *Hebert, Ghislain     | 49               |
| Jackson, Dave         | 8                |
| Joannette, Marc       | 25               |
| Kimmerly, Greg        | 18               |
| Kowal, Tom            | 32               |
| Kozari, Steve         | 40               |
| *L'Ecuyer, Frederick  | 48               |
| Larue, Dennis         | 14               |
| Lee, Chris            | 28               |
| Leggo, Mike           | 3                |
| Marouelli, Dan        | 6                |
| Martell, Rob          | 26               |
| McCauley, Wes         | 4                |
| McCreary, Bill        | 7                |
| Meier, Brad           | 34               |
| Morton, Dean          | 36               |
| O'Halloran, Dan       | 13               |
| O'Rourke, Dan         | 9                |
| Peel, Tim             | 20               |
| Pochmara, Brian       | 43               |
| Pollock, Kevin        | 33               |
| *Rehman, Kyle         | 37               |
| Rooney, Chris         | 5                |
| *St-Laurent, Francois | 38               |
| St. Pierre, Justin    | 45               |
| Sutherland, Kelly     | 11               |
| Van Massenhoven, Don  | 21               |
| Walsh, Ian            | 29               |
| Watson, Brad          | 23               |

### LINESMEN

| <b>Name</b>       | <b>Sweater #</b> |
|-------------------|------------------|
| Amell, Derek      | 75               |
| Barton, Steve     | 59               |
| Brisebois, David  | 96               |
| Cameron, Lonnie   | 74               |
| Champoux, Pierre  | 67               |
| Cherrey, Scott    | 50               |
| Cormier, Michel   | 76               |
| Cvik, Mike        | 88               |
| Devorski, Greg    | 54               |
| Driscoll, Scott   | 68               |
| Galloway, Ryan    | 82               |
| Gibbs, Darren     | 66               |
| Henderson, Don    | 91               |
| Heyer, Shane      | 55               |
| Kovachik, Brad    | 71               |
| Lazarowich, Brad  | 86               |
| Mach, Brian       | 78               |
| McElman, Andy     | 90               |
| Miller, Steve     | 89               |
| Morin, Jean       | 97               |
| Murphy, Brian     | 93               |
| Murray, Jonny     | 95               |
| Nansen, Derek     | 70               |
| Nelson, Thor      | 80               |
| Nowak, Tim        | 77               |
| *Pancich, Bryan   | 94               |
| Paré, Mark        | 79               |
| Racicot, Pierre   | 65               |
| Rody, Vaughan     | 73               |
| Schachte, Dan     | 52               |
| Seitz, Lyle       | 61               |
| Sericolo, Anthony | 84               |
| Sharrers, Jay     | 57               |
| Shewchyk, Mark    | 92               |
| Wheler, Mark      | 56               |

\*minor league official



# NHL Critical Dates 2009-10

(subject to change)

## September

- 5 . . . . .Opening Day of Rookie Camp
- 12 . . . . .Opening Day of NHL Training Camps
- 14 . . . . .Pre-season schedule begins
- 14 . . . . .Kraft Hockeyville Game - NY Islanders vs. Vancouver Canucks (Terrace, B.C.)
- 28 . . . . .Victoria Cup - Chicago Blackhawks vs. HC Davos (Zurich, Switzerland)
- 28 . . . . .NHL Premiere Challenge (pre-season) Florida Panthers vs. Tappara Tampere (Tampere, Finland)
- 29 . . . . .Victoria Cup - Chicago Blackhawks vs. Zurich Lions (Zurich, Switzerland)
- 29 . . . . .NHL Premiere Challenge (pre-season) St. Louis Blues vs. Linkoping (Linkoping, Sweden)
- 30 . . . . .NHL Premiere Challenge (pre-season) Detroit Red Wings vs. Farjestad (Karlstad, Sweden)
- 30 . . . . .NHL Premiere Challenge (pre-season) Florida Panthers vs. Jokerit (Helsinki, Finland)
- 30 . . . . .Opening Day Playing Rosters set (3:00 p.m. ET)

## October

- 1 . . . . .Hockey Fights Cancer Awareness Month
- 1 . . . . .Opening Night - 92nd NHL Regular Season begins
- 1 . . . . .San Jose @ Colorado - Joe Sakic's number #19 retired
- 2 . . . . .NY Rangers at Pittsburgh (Stanley Cup Banner raised)
- 2 . . . . .NHL Premiere - Chicago Blackhawks vs. Florida Panthers (Helsinki, Finland)
- 2 . . . . .NHL Premiere - Detroit Red Wings vs. St. Louis Blues (Stockholm, Sweden)
- 3 . . . . .NHL Premiere - Chicago Blackhawks vs. Florida Panthers (Helsinki, Finland)
- 3 . . . . .NHL Premiere - Detroit Red Wings vs. St. Louis Blues (Stockholm, Sweden)
- 3 . . . . .All 30 teams in action
- 24 . . . . .All 30 teams in action

## November

- 4-7 . . . . .U20 4 Nations Cup
- 7 . . . . .Hockey Hall of Fame Game (Detroit Red Wings at Toronto Maple Leafs)
- 8 . . . . .Hockey Hall of Fame Legends Game (Canada vs. World)
- 9 . . . . .Hockey Hall of Fame Induction Ceremony (Toronto, ON)  
Inductees: Brett Hull, Brian Leetch, Luc Robitaille, Steve Yzerman (Player category); Lou Lamoriello (Builder category)

## December

- 1 . . . . .Signing deadline for Group 2 free agents
- 19-27 . . . . .Holiday Roster Freeze in effect. For all players on an NHL active roster, injured reserve, or players with non-roster and injured non-roster status as of midnight, local time, December 19, a roster freeze shall apply through midnight local time December 27, with respect to waivers, trades and loans, subject to the exceptions provided for in CBA Article 16.10.
- 24-25 . . . . .No scheduled practices - dressing rooms closed
- 26-1/5 . . . . .IIHF World U20 Championship (Saskatoon & Regina, Canada)

## January

- 1 . . . . .2010 Bridgestone NHL Winter Classic - Philadelphia at Boston (Fenway Park, Boston)
- 17 . . . . .NHL on NBC (game of the week coverage begins)
- 29-31 . . . . .Hockey Weekend Across America (USA Hockey)
- 30 . . . . .CBC's Hockey Day in Canada (Host: Stratford, ON)  
Montreal at Ottawa, Vancouver at Toronto, Edmonton at Calgary

## February

- 1 . . . . .Hockey is for Everyone Month
- 14 . . . . .Last NHL games before Olympic break
- 15-23 . . . . .2010 Winter Olympic Break: No scheduled practices - dressing rooms closed
- 16 . . . . .Olympic Hockey tournament begins (Vancouver, Canada)
- 22 . . . . .30th Anniversary of 'Miracle on Ice' game (1980)
- 26 . . . . .Olympic Bronze medal game
- 28 . . . . .Olympic Gold medal game

## March

- 1 . . . . .NHL Regular season resumes after Olympic break
- 3 . . . . .Trade deadline (3:00 p.m. ET)

## April

- 8-10 . . . . .NCAA Frozen Four (Ford Field, Detroit)
- 11 . . . . .Last day of 2009-2010 regular season
- 13-23 . . . . .IIHF U18 World Championship (Mogilev & Bobruisk, Belarus)
- 14 . . . . .Stanley Cup Playoffs begin

## May

- 1-9 . . . . .2010 Royal Bank Cup (Dauphin, MB)
- 7-23 . . . . .IIHF World Championship (Mannheim & Gelsenkirchen, Germany)
- 14-23 . . . . .2010 Mastercard Memorial Cup (Brandon, MB)
- 24-29 . . . . .NHL Combine (Toronto, ON)

## June

- 18 . . . . .Last possible day for 2009 Stanley Cup Final
- TBA . . . . .Deadline for first club-elected salary arbitration (later of June 15 or 48 hours after the conclusion of the Stanley Cup Final, 5:00 p.m. ET)
- TBA . . . . .2010 NHL Awards (Las Vegas, Nevada)
- TBA . . . . .NHL Entry Draft (Location: TBA)

## July

- 1 . . . . .Free Agency period begins
- 5 . . . . .Deadline for player-elected salary arbitration notification (5:00 p.m. ET)
- 6 . . . . .Deadline for club-elected salary arbitration notification (5:00 p.m. ET)
- 20-8/4 . . . . .Salary arbitration hearings held

## August

- 6 . . . . .Deadline for salary arbitration decisions to be rendered



### Order of Selection for 2010 Entry Draft

The NHL's annual Draft Drawing is a weighted lottery system to determine the order of selection for the first 14 picks of the 2010 Entry Draft.

The 14 teams that did not qualify for the Stanley Cup Playoffs, or clubs that acquired those clubs' 2010 first-round draft picks, participate in the Drawing.

The Club selected in the drawing may not move up more than four positions in the draft order, thus only the five Clubs with the fewest regular-season points have the opportunity to receive the first overall selection.

No Club can move down more than one position as a result of the Draft Drawing.

**In the first round** of the 2010 Entry Draft, the order of selection is as follows:

- a) The first 14 selections, as determined by the Draft Drawing (see above);
- b) Clubs eliminated in the first two rounds of the 2010 Stanley Cup Playoffs, regular-season division winners excluded, in inverse order of points;
- c) Regular-season division winning clubs eliminated in the first two rounds of the 2010 Stanley Cup Playoffs, in inverse order of points;
- d) Clubs eliminated in the 2010 Conference Finals, in inverse order of points;
- e) Stanley Cup Finalist
- f) Stanley Cup champion

**In the second and subsequent rounds** the order of selection is as follows:

- a) Non-playoff clubs in inverse order of points;
- b) Clubs eliminated in the first two rounds of the 2010 Stanley Cup Playoffs, regular-season division winners excluded, in inverse order of points;
- c) Regular-season division winning clubs eliminated in the first two rounds of the 2010 Stanley Cup Playoffs, in inverse order of points;
- d) Clubs eliminated in the 2010 Conference Finals, in inverse order of points;
- e) Stanley Cup Finalist
- f) Stanley Cup champion

### Eligibility for Claim

- a) All Players age 18 or older are eligible for claim in the Entry Draft, except:
  - i. a Player on the Reserve List of a Club, other than as a try-out;
  - ii. a Player who has been claimed in two prior Entry Drafts;
  - iii. a Player who previously played in the League and became a Free Agent pursuant to this Agreement;
  - iv. a Player age 21 or older who: (A) has not been selected in a previous Entry Draft and (B) played hockey for at least one season in North America when he was age 18, 19, or 20 and shall be eligible to enter the League as an Unrestricted Free Agent pursuant to Article 10.1(d); and 18
  - v. a Player age 22 or older who has not been selected in a previous Entry Draft and shall be eligible to enter the League as an Unrestricted Free Agent pursuant to Article 10.1(d).

### Unsigned Draft Choices

- a) A player aged 18 or 19 who was selected in the first three rounds of the Entry Draft and who was not signed by his NHL Club may not be retained by the Club and must be returned to his junior Club no later than the day prior to the opening of the NHL regular season.



- b) A player aged 18 or 19 who was selected in the fourth or subsequent rounds who has not been signed by his NHL Club may not be retained by his Club and must be returned to his junior Club no later than the fourth day prior to the opening of the NHL regular season.

### Entry Level Players

1. Players 18 through 21 years of age when signing their first contract must remain in the entry-level system for a period of three years; players age 22 and 23 when signing their first contract are in the entry level system for two years; while those age 24 when first under contract are in the entry level system for one year. Age is defined as the player's age on September 15 of the calendar year in which he signs the contract, regardless of his actual age on the date he signs such contract.
2. In the event that a signed 18 or 19-year-old player does not play a minimum of 10 NHL games (regular season and/or playoffs) in his first season under contract, the term of his player contract and his number of years in the entry level system will be extended for a period of one year. The exception to this is a 19-year-old player who turns 20 years of age between September 16 and December 31 in his first contract year.
3. In the event that a player signs his first contract at age 18 and has had his Player Contract extended for one season already, and such player does not play at least 10 NHL games (regular season and/or playoffs) in the second season under that player's Player Contract, then the term of his Player Contract and his number of years in the Entry Level System shall be extended for one additional year.

### 23-Man Roster

There may be a maximum of 23 players on each Club's playing roster at any one time from the commencement of the NHL regular season through the trade deadline. Prior to the start of the season, each Club must submit to the NHL its "Opening Day Playing Roster" which shall be comprised of not more than 23 players. Each Club must have a roster of at least 20 players, composed of 18 skaters and two goaltenders. Players on Injured Reserve do not count in the 23-Man Roster limit.

### Injured Reserve List

In the event that a player is injured and a Club wishes to place him on the Injured Reserve List, the Club must follow these procedures.

1. A Club may place a player on the injured reserve list if such player is injured, disabled or ill and unable to perform his duties as a hockey player after having passed the Club's initial physical examination in that season.
2. A player who has an injury that renders him physically unable to play for a minimum of seven days after that date of the injury can be placed on the Club's Injured Reserve List. Once a player is placed on the injured reserve, the Club may replace said player on its NHL roster with another player. All determinations that a player has suffered an injury warranting injured reserve status must be made by the Club's medical staff and in accordance with the Club's medical standards.
3. A player placed on Injured Reserve is ineligible to compete in NHL games for a period of not less than seven days from the date of injury.
4. Players on Injured Reserve may attend Club meetings and meals, travel with the Club and participate in practice sessions.
5. Players on Injured Reserve are prohibited from appearing in games, participating in pre-game warm-ups with their Clubs, or dressing in game uniforms on game days.

### Regular Season Waivers

For purposes of Regular Waivers and Re-Entry Waivers, the five (5) year exemption for an 18 year old skater and the four (4) year exemption for a 19 year old skater shall both be reduced to three (3) years commencing the first season that the 18 or 19 year old skater plays in eleven (11) NHL Games or more. The next two (2) seasons, regardless of whether the skater plays any NHL Games in either season, shall count as the second and third years toward satisfying the exemption. For purposes of Regular Waivers and Re-Entry Waivers, the six (6) year exemption for an 18 year old goalie and the five (5) year exemption for a 19 year old goalie shall both be reduced to four (4) years commencing the first season that the 18 or 19 year old goalie plays in eleven (11) NHL Games or more. The next three (3) seasons, regardless of whether the goalie plays any NHL Games in any of those three (3) seasons, shall count as the next three (3) years toward satisfying the exemption.



The first season in which a Player who is age 20 or older plays in one (1) or more Professional Games shall constitute the first year for calculating the number of years he is exempt from Regular Waivers and Re-Entry Waivers.

A Player 25 years old or older who plays in one (1) or more Professional Games in any season shall be exempt from Regular Waivers and Re-Entry Waivers for the remainder of that season.

## Tie-Breaking Procedures

At the conclusion of the regular season, the standing of the teams in each Conference shall be determined in accordance with the following priorities in the order listed:

- a) First place in each of the three (3) divisions seeded 1, 2, and 3.
- b) The higher number of points earned by the Club.
- c) The greater number of games won by the Club.
- d) The higher number of points earned in games against each other among two (2) or more Clubs having equal standing under priority (b) and (c) \*\*
- e) The greater differential between goals scored for and against by Clubs having equal standing under priority (d).

\*\* NOTE: For the purpose of determining standing under priority (d) for two or more tied Clubs that have not played an even number of games with one or more of the other tied Clubs, the first game played in the city that has the extra game (the "odd game") shall not be included. When more than two Clubs are tied, the percentage of available points earned in games among each other (and not including any "odd games") shall be used to determine standing.

## Hockey Operations Critical Dates

|            |   |                 |   |
|------------|---|-----------------|---|
| Sept. 27   | 18 and 19 year old unsigned draft choices claimed in fourth or subsequent rounds of the NHL Entry Draft and unclaimed unsigned players must be returned to their Junior clubs   | June 1          | Deadline for making Bona Fide Offers to prior year's NHL Entry Draft picks (5:00 p.m. ET)   |
|            |   | TBA             | Deadline for first club-elected salary arbitration (later of June 15 or 48 hours after the conclusion of the Stanley Cup Final, 5:00 p.m. ET) |
| Sept. 30   | Opening Day Playing Rosters set (3:00 p.m. ET)  |                 |   |
| Sept. 30   | 18 and 19 year old unsigned draft choices claimed in the first three (3) rounds of the NHL Entry Draft must be returned to their Junior clubs   | July 1          | Free Agency period begins   |
|            |   | July 5          | Deadline for player-elected salary arbitration (5:00 p.m. ET)   |
| Dec. 1     | Signing deadline for Group 2 free agents (5:00 p.m. ET)   | July 6          | Deadline for club-elected salary arbitration (5:00 p.m. ET)   |
| Dec. 19-27 | Holiday Roster Freeze in effect. For all players on an NHL active roster, injured reserve, or players with non-roster and injured non-roster status as of midnight, local time, December 19, a roster freeze shall apply through midnight local time December 27, with respect to waivers, trades and loans, subject to the exceptions provided for in CBA Article 16.10. | July 15         | Qualifying offers expire automatically (5:00 pm. ET)  |
|            |   | July 20 – Aug.4 | Salary arbitration hearings held  |
|            |   | Aug. 6          | Deadline for salary arbitration decisions to be rendered  |
| Dec. 24-25 | No scheduled practices - dressing rooms closed  |                 |   |
| Feb. 15-23 | Olympic Break - No scheduled practices or mandatory team events – dressing rooms closed   |                 |   |
| March 3    | Trade deadline (3:00 p.m. ET)   |                 |   |



## How to Figure...

**\*\* NOTE:** No individual skater/goaltender statistics apply for the shootout

- Assist** . . . . . An assist is awarded to the player or players (maximum of two) who touched the puck prior to the goal, provided no defender plays or possesses the puck in between.
- Game Played** . . . . . A player receives credit for playing in a game if: i) he steps on the ice during time played or; ii) serves any penalty.
- Game-Winning Goal** . . . . . After the final score has been determined, the goal which leaves the winning Club one goal ahead of its opponent is the game-winning goal (example: if Team A beats Team B 8-3, the player scoring the fourth goal for Team A receives credit for the game-winning goal).
- Goal** . . . . . A goal is awarded to the last player on the scoring Club to touch the puck prior to the puck entering the net.
- Goals-Against Average** . . . . . Multiply goals allowed (GA) by 60 and divide by minutes played (MINS).
- Goaltender** . . . . . A goaltender receives a “W” for a win in regulation, overtime or shootout; an “L” for a loss in regulation; or an “OT” for a loss in overtime or shootout.
- Penalty-Killing Pct.** . . . . . Subtract total number of power-play goals allowed from total number of shorthanded situations to get total number of power-plays killed. Divide the total number of power-plays killed by the total number of shorthanded situations.
- Plus-Minus** . . . . . A player receives a “plus” if he is on the ice when his Club scores an even-strength or shorthand goal. He receives a “minus” if he is on the ice for an even-strength or shorthand goal scored by the opposing Club. The difference in these numbers is considered the player’s plus-minus statistic.
- Power-Play Goal** . . . . . A goal scored by a Club while it has a manpower advantage due to an opponent’s penalty. Following are some examples of what is and is not considered a power-play goal:
- if a Club has an advantage on a minor penalty starting at 2:02 of the period and it scores at 4:02, the goal is not a power-play goal.
  - if a Club scores on a delayed penalty, the goal is not a power-play goal.



- if a Club has an advantage due to a five-minute major or match penalty, that Club is always credited with having one more advantage than the number of power-play goals it scores during that advantage, because the penalty does not expire. A new advantage begins after each power-play goal. For example, if Team A scores three goals during a major penalty, it is credited with four advantages.
- if a Club is on a power-play for any length of time, it is considered to have had an advantage.
- if a minor penalty is incurred by a Club on a power-play due to a major penalty, a new advantage is given to that Club when its minor penalty expires, provided the opponent's major penalty is still in effect.

- Power-Play Percentage . . . Total number of power-play goals divided by total number of power-play opportunities.
- Save Percentage . . . . . Subtract goals allowed (GA) from shots against (SA) to determine saves. Then divide saves by shots-against.
- Shooting Percentage . . . Divide the number of goals scored by the number of shots taken.
- Shorthand Goal . . . . . A goal scored by a Club while it is at a manpower disadvantage. The same cases apply for shorthand as for power-play goals, but in the opposite manner.
- Shot on Goal . . . . . If a player shoots the puck with the intention of scoring and if that shot would have gone in the net had the goaltender not stopped it, the shot is recorded as a "shot on goal".
- Shutout . . . . . If two goaltenders combine for a shutout, neither receives credit for the shutout. Instead it is recorded as a Club shutout.
- Tenths of a Second . . . . If a penalty or goal occurs in the last minute, the time is rounded off to the previous second (ex: if a penalty is called with 12.4 seconds left in a period, the time is indicated as 19:47 and not 19:48.)
- Coaches Record . . . . . A coach receives a "W" for a win in regulation, overtime or shootout; an "L" for a loss in regulation; or an "OT" for a loss in overtime or shootout.



## Medical Glossary

Information courtesy of the Philadelphia Flyers.

**Abduction:** Movement of a joint away from the center of the body.

**AC Joint (Acromioclavicular joint):** Joint of the shoulder where acromion process of the shoulder blade and the distal end of the collarbone meet; most shoulder separations occur at this point.

**Adduction:** Movement of a joint toward the center of the body.

**Adhesion:** Abnormal adherence of collagen fibers to surrounding structures during immobilization following trauma or as a complication of surgery which restricts normal elasticity of the structures involved; or scar tissue which forms after trauma or surgery which can restrict normal motion.

**Aerobic:** Exercise in which energy needed is supplied by oxygen inspired and is required for sustained periods of vigorous exercise with a continually high pulse rate.

**Anabolic Steroids:** Steroids that promote tissue growth by creating protein in an attempt to enhance muscle growth. The main anabolic steroid is testosterone (male sex hormone).

**Anaerobic:** Exercise without the use of oxygen as an energy source; short bursts of vigorous exercise.

**Anterior Cruciate Ligament (ACL):** A primary stabilizing ligament within the center of the knee joint that prevents hyperextension and excessive rotation of the joint. A complete tear of the ACL necessitating reconstruction could require up to 12 months of rehabilitation.

**AntiInflammatory:** Any agent which prevents inflammation, such as aspirin or ibuprofen.

**Arteriogram:** A film demonstrating arteries after injection of a dye.

**Arthrogram:** Xray technique for joints using air and/or dye injected into the affected area; useful in diagnosing meniscus tears of the knee and rotator cuff tears of the shoulder.

**Arthroscope:** An instrument used to visualize the interior of a joint cavity.

**Arthroscopy:** A surgical examination of the internal structures of a joint by means of observation through an arthroscope. An arthroscopic procedure can be used to remove or repair damaged tissue or as a diagnostic procedure in order to inspect the extent of any damage or confirm a diagnosis.

**Atrophy:** To shrivel or shrink from disuse; as in muscular atrophy.

**Baker's Cyst:** Localized swelling of a bursa sac in the back of the knee as a result of fluid that has escaped from the knee capsule. A Baker's cyst indicates that there is a trauma inside the knee joint that leads to excessive fluid production.

**Bone Scan:** An imaging procedure in which a radioactively labeled substance is injected into the body to determine the status of a bone injury. If the radioactive substance is taken up by the bone at the injury site, the injury will show as a 'hot spot' on the scan image. The bone scan is particularly useful in the diagnosis of stress fractures.

**Bursa:** A fluidfilled sac located in areas where friction is likely to occur. The bursa sac minimizes the friction, for example, between a tendon and bone.



**Cartilage:** Smooth, slippery substance preventing two ends of bones from rubbing together and grating. Most joints use this to cover bones next to each other. A meniscus is made of cartilage.

**CAT Scan (Computerized Tomography):** Use of a computer to produce a cross-sectional view of the anatomical part being investigated from xray data.

**Chondromalacia:** Roughening of the articular cartilage. Best known for the roughening of the underside of the kneecap, which can occur in any kneecap injury.

**Clavicle:** Collarbone; the bone connecting the breastbone with the shoulder blade.

**Closed Reduction** - Re-alignment of a fracture or dislocation without surgery.

**Coccyx:** The 'tailbone,' a group of four vertebrae that are fused together to form a small triangular bone, located at the terminal end of the spine.

**Concussion:** Jarring injury of the brain resulting in dysfunction. It can be graded as mild, moderate or severe, depending on loss of consciousness, amnesia and loss of equilibrium.

**Contusion:** An injury to a muscle and tissues caused by a blow from a blunt object.

**Corticosteroids:** Used to suppress joint inflammation and inflammation in a bursa or near tendons.

**Cryotherapy:** A treatment with the use of cold.

**Cyst:** Abnormal sac containing liquid or semisolid matter.

**Degenerative Joint Disease:** Changes in the joint surfaces as a result of repetitive trauma and 'wear and tear'.

**Deltoid Ligament:** Ligament that connects the tibia to bones of the medial aspect of the foot and is primarily responsible for stability of the ankle on the medial side. Is sprained less frequently than other ankle ligaments.

**Deltoid Muscle:** Muscles at the top of the arm, just below the shoulder, responsible for shoulder motions in the front, side and back.

**Disc, Intervertebral:** A flat, rounded plate between each vertebrae of the spine. The disc consists of a thick fiber ring which surrounds a soft gellike interior. It functions as a cushion and shock absorber for the spinal column.

**Dislocation:** Complete displacement of joint surfaces.

**Electromyogram (EMG):** Test to determine nerve function.

**Epicondylitis** - Inflammation of tendons at the elbow due to overuse. Common in tennis players (outer part of elbow) and golfers (inner part of elbow)

**Etiology:** Study of the cause of injury and disease.

**Extension:** Action of straightening of a joint as achieved by an extensor muscle.

**Fascia:** A connective tissue sheath consisting of fibrous tissue and fat which unites the skin to the underlying tissue.

**Fat Percentage:** The amount of body weight that is adipose, fat tissue. Fat percentage can be calculated by underwater weighing, measuring select skinfold thickness or by analyzing electrical impedance.



**Femur:** Thighbone; longest bone in the body.

**Fibula:** Smaller of the two bones in the lower leg; runs from the knee to the ankle along the outside of the lower leg.

**Flexibility:** The ability of muscle to relax and yield to stretch forces.

**Fracture:** Breach in continuity of a bone. Types of fractures include simple, compound, comminuted, greenstick, incomplete, impacted, longitudinal, oblique, open, stress or transverse.

**Glenohumeral:** The shoulder girdle; consists of the glenoid capsule, head of the humerus and labrum.

**Glenoid:** Cavity of the scapula into which the head of the humerus fits to form the shoulder girdle.

**Glenoid Labrum:** A rim of fibrocartilaginous tissue attached around the margin of the glenoid fossa.

**Grade One Injury:** A mild injury in which ligament, tendon or other musculoskeletal tissue may have been stretched, but not torn or otherwise disrupted.

**Grade Two Injury:** A moderate injury in which musculoskeletal tissue has been partially, but not totally torn, causing appreciable limitation in function of the injured tissue.

**Grade Three Injury:** A severe injury in which tissue loss has been significant, and in many cases, totally torn or otherwise disrupted, causing a virtual loss of function.

**Groin:** Junction of the thigh and abdomen, location of muscles that rotate, flex and adduct the hip.

**Hammer Toe:** Condition when the first digit of a toe is at a different angle than the remaining digits of the same toe.

**Hamstring:** Category of muscle that runs from the buttocks to the knee along the back of the thigh. It functions to flex the knee and is often times injured as a result of improper conditioning or lack of muscle flexibility.

**Hemarthrosis:** Accumulation of blood within a joint as a result of an acute injury.

**Hematoma:** Mass produced by an accumulation of coagulated blood in a cavity or in soft tissues.

**High Ankle Sprain -** Disruption of thick connective tissue between the tibia and fibula above the ankle joint.

**Hip Pointer:** Contusion to the iliac crest.

**Hydrotherapy:** Treatment using water.

**Hyperextension:** Extreme extension of a limb or body part.

**Ice and Stimulation -** Use of ice to reduce inflammation and muscle stimulation by surface electrodes to maintain muscle strength used in rehabilitation of injury.

**Iliotibial Band:** A thick, wide fascial layer that runs from the iliac crest to the knee joint on the outside of the thigh.

**Inflammation:** The body's natural response to injury in which the injury site might display various degrees of pain, swelling, heat, redness and/or loss of function.



- Isometric Contraction:** Muscular contraction in which tension is developed but no mechanical work is done.
- Labrum (Labrum Glenoidule):** The cartilage of the glenoid cavity in the shoulder. A lipedged or liplike structure.
- Lateral Collateral Ligament (LCL):** Ligament of the knee along the outer aspect that connects the femur to the fibula. It provides lateral stability to the joint.
- Ligament:** Band of fibrous tissue that connects bone to bone or bone to cartilage and supports and strengthens joints.
- Magnetic Resonance Imaging (MRI):** Imaging procedure in which a radio frequency pulse causes certain electrical elements of the injured tissue to react to this pulse and through this process a computer display and permanent film establish a visual image. MRI does not require radiation and is very useful in the diagnosis of soft tissue, disc and meniscus injuries.
- Mandible -** Jaw bone
- Medial Collateral Ligament (MCL):** Ligament of knee along the inner aspect that connects the femur to the tibia.
- Meniscus:** Crescent-shaped cartilage, usually pertaining to the knee joint; also known as cartilage. There are two menisci in the knee - medial and lateral. These work to absorb weight within the knee and provide stability.
- Metacarpals:** Five long bones of the hand, joining the fingers to the wrist.
- Metatarsals:** Five long bones of the foot, running from the ankle to the toes.
- Myositis:** Inflammation of a muscle.
- Open Reduction -** Re-alignment of a fracture or dislocation with surgery.
- Orthotic:** Any device applied to or around the body of physical impairment of disability. Commonly used to control foot mechanics.
- Osteochondritis Dessicans:** A piece of bone and/or cartilage loosened from its attachment after trauma and a cause of a lesion.
- Osteomyelitis:** An inflammatory disease of bone caused usually by infection with streptococcus or staphylococcus bacteria.
- Patella:** The kneecap. The patella functions to protect the distal end of the femur as well as increase the mechanical advantage and force generating capacities of the quadriceps muscle group.
- Plantar Fasciitis:** Inflammation of the plantar (a thick tissue on the bottom of the foot which helps create the arch) fascia; associated with overuse or acute foot injury.
- Posterior Cruciate Ligament (PCL):** A primary stabilizing ligament of the knee that provides significant stability and prevents displacement of the tibia backward within the knee joint. A complete tear of this ligament necessitating reconstruction could require up to 12 months of rehabilitation.
- Quadricep Muscles:** A group of four muscles of the front thigh that run from the hip and form a common tendon at the patella; they are responsible for knee extension.



- Radius:** Bone in the forearm from elbow to the thumb side of the wrist.
- Reconstruction:** Surgical rebuilding of a joint using natural, artificial or transplanted materials.
- Rotator Cuff:** Comprised of four muscles in the shoulder area that can be irritated by overuse. The muscles are the supraspinatus (most commonly injured), infraspinatus, teres minor and subscapularis.
- Sacroiliac:** Junction of the sacrum, the lower back bone, with the pelvis.
- Sacrum:** Group of five fused vertebrae located just below the lumbar vertebrae of the lower back, which form part of the pelvis.
- Scapula:** Shoulder blade.
- Sciatica:** Irritation of the sciatic nerve resulting in pain or tingling running down the inside of the leg.
- Sciatic Nerve:** Major nerve that carries impulses for muscular action and sensations between the low back and thigh and lower leg; it is the longest nerve in the body.
- Shin Splint:** A catchall syndrome describing pain in the shin that is not a fracture or tumor and can not be defined otherwise.
- Spleen:** Large, solid organ responsible for the normal production and destruction of blood cells located under the left rib cage.
- Spondylosis** - Abnormal vertebral fixation or immobility, or a general term for arthritis of the spine.
- Sprain:** Injury resulting from the stretching or twisting of the joint and causes various degrees of stretching or tearing of a ligament or other soft tissue at the joint.
- Strain:** Injury resulting from a pulling or torsion to the muscle or tendon that causes various degrees of stretching or tearing to the muscle or tendon tissue.
- Stress Fracture:** A hairline type of break in a bone. Caused by overuse.
- Subluxation:** Partial dislocation of a joint. The term usually implies that the joint can return to a normal position without formal reduction.
- Synovial Fluid:** Lubricating fluid for joints and tendons, produced in synovium, or the inner lining of a joint.
- Synovitis:** Inflammation of the synovial lining of a joint.
- Talus:** The ankle bone that articulates with the tibia and fibula to form the ankle joint.
- Tarsals:** Group of seven bones of the foot consisting of the calcaneus, talus, cuboid and three cuneiform bones.
- Tendinitis:** Inflammation of the tendon and/or tendon sheath, caused by chronic overuse or sudden injury.
- Tendon:** Tissue that connects muscle to bone.



**Tenosynovitis:** Swelling or inflammation of a tendon sheath caused by calcium deposits, repeated strain or trauma.

**Tibia:** Shin bone; larger of the two bones of the lower leg and is the weightbearing bone of the shin.

**Transcutaneous Electrical Nerve Stimulator (TENS):** An electrical modality that sends a mild current through pads at the injury site which stimulates the brain to release the natural analgesic endorphin.

**Transverse Process:** Small lateral projection off the right and left side of each vertebrae that functions as an attachment site for muscles and ligaments of the spine.

**Triceps:** Muscle of the back of the upper arm, primarily responsible for extending the elbow.

**Ulna:** Inner bone of the forearm that runs from the tip of the elbow to the little finger side of the wrist.

**Ulnar Nerve:** Nerve in the elbow commonly irritated from excessive throwing.

**Ultrasound:** An electrical modality that transmits a sound wave through an applicator into the skin to the soft tissue in order to heat the local area for relaxing the injured tissue and/or disperse edema. . . Also a type of imaging study for certain body areas.

**“Wind Knocked Out”:** Syndrome describing a contraction of the abdominal nerve truck, the solar plexus, as a result of an abdominal contusion.

### **PUBLIC RELATIONS STAFF:**

Vice President of Public Relations:

Mike Caruso (314) 622-2577

Director of Media Relations:

Rich Jankowski(314) 622-2522

On behalf of the St. Louis Blues, welcome to the 2009-10 National Hockey League season. We hope to make your job covering the Blues as easy and pleasant as possible. In order to help our operation run smoothly and make your jobs easier, we ask that you follow these guidelines:

### **MEDIA CREDENTIALS:**

Media credentials are issued to **working media only** and does not guarantee media seating. All season and individual game credential holders should enter through the press entrance, located on 15<sup>th</sup> street. The media entrance opens three hours prior to the start of each game. All credentials are non transferable, and any unauthorized use will subject the bearer to ejection from Scottrade Center and confiscation of the credential.

Season media passes will be issued to established newspapers, television, and radio stations. All freelance media credentials are subject to approval by the public relations department. Please contact Mike Caruso at (314) 622-2577, Rich Jankowski (314) 622-2522 for credential requests. You may also fax or email your credential request on company letterhead to the Blues Public Relations Office at (314) 622-2533, or email to [rjankowski@stlblues.com](mailto:rjankowski@stlblues.com).

### **INDIVIDUAL GAME PASSES:**

Individual game credentials should be requested in writing through the communications department 24 hours prior to game time. Please fax your requests to: (314) 622-2533 or email Rich Jankowski at [rjankowski@stlblues.com](mailto:rjankowski@stlblues.com). Pre-arranged passes must be picked up at the press entrance located on 15<sup>th</sup> street. Credentials will be issued on an availability basis.

### **PRE-GAME ACCESS:**

Requests for interviews to take place prior to the game will be accommodated upon the approval of the players and coach involved. The ideal time for game day interviews is at the pre-game skate, held each game-day morning at Scottrade Center or at St. Louis Mills.

### **POST-GAME ACCESS:**

Both the Blues' and the visitor's dressing rooms will be open no later than 10 minutes following the conclusion of each game. Media will have access to the players for 30 minutes after the rooms are opened. Only media with official credentials will be allowed into the dressing rooms. Blues head coach Andy Murray will be available approximately 20 minutes following the conclusion of the game in the Blues' interview room located on the event level. The NHL officials' locker room is off limits to the media. Should a comment or interpretation from the game's referee or NHL supervisor be needed, a pool reporter may be assigned. **ABSOLUTELY NO AUTOGRAPHS ALLOWED DURING MEDIA ACCESS PERIODS.**

# Media Information

## **DAILY PRACTICES:**

All Blues practices will be held at Scottrade Center or at St. Louis Mills. All practices are open to the media. For up-to-date practice time information, please contact the Blues' public relations hotline at (314) 613-1899.

## **PRESS BOX ACCESS:**

The main press box is located on the upper level. All media are required to display credentials when entering the media lounge, press box and dressing room areas and must wear their credentials throughout the game. Refusal to display credentials will subject to revocation.

## **BROADCAST BOOTH POSITIONS:**

Blues television broadcast booth position is located in section 320 on the concourse level. Visiting TV and Radio booth positions are located in the press box on the penthouse level.

## **PRESS NOTES:**

Complete sets of the game notes, NHL statistics, and press releases will be made available in the media work room in the media lounge and on [media.nhl.com](http://media.nhl.com). Additional materials (out of town scores, game summaries) will be distributed to all working media throughout the game.

## **PHOTOGRAPHY:**

Photo credentials will also be issued in the same manner as other passes. Weekly papers and magazines on assignment may obtain passes by having the photo editor request a single game credential to the media relations department 24 hours in advance. Photo positions will be assigned by the Blues' team photographer Mark Buckner in conjunction with the public relations department. Photographers should check in with Mark Buckner in the media lounge prior to game time. All photographers must comply with space assignments and shooting regulations. Photographers must shoot from designated areas only.

## **WIRELESS ACCESS:**

To access the wireless network, click on ScottradeCenter1:

Username: press1

Password: 622blue

## **STATISTICIANS:**

Are available to assist television broadcasters by contacting the Blues' public relations department at (314) 622-2522 or (314) 622-5401. These services must be arranged at least 24 hours prior to the game.

We hope this outline of procedures and guidelines will assist you in your coverage of the St. Louis Blues and the National Hockey League this season. Please do not hesitate to call us if you need additional assistance. We look forward to working with you.









# SPARK YOUR OWN RALLY.

Scottrade gives you the research and investing tools to do your own homework and put your own plan into action today. Call 1-800-619-7283, stop by your local branch office or visit [scottrade.com](http://scottrade.com).

**Scottrade**<sup>®</sup>



\*Online market and limit stock trades are just \$7 for stocks priced \$1 and above.

Member FINRA/SIPC

# FROM THE FIRST DROP TO THE LAST STOP.

Stick with the taste that's just right for hockey night. From start to finish, Bud Light's superior Drinkability means it's not too heavy, not too light. And the easy-to-drink taste won't fill you up when you're enjoying the one game that never slows down. Bud Light, **THE DIFFERENCE IS DRINKABILITY.**



## RESPONSIBILITY MATTERS

©2009 Anheuser-Busch, Inc. Bud Light® Beer, St. Louis, MO CBL

NHL and the NHL Shield are registered trademarks of the National Hockey League.

NHL and NHL team marks are the property of the NHL and its teams. © NHL 2009. All Rights Reserved.